

An Efficient, Automatic Approach to High Performance Heterogeneous Computing

Gordon Inggs, *Student Member, IEEE*, David B Thomas, *Senior Member, IEEE*,
and Wayne Luk, *Fellow, IEEE*

Abstract—Users of heterogeneous computing systems face two problems: firstly, understanding the trade-off relationship between the observable characteristics of their applications, such as latency and quality of the result, and secondly, how to exploit knowledge of these characteristics to allocate work to distributed resources efficiently. A domain specific approach addresses both of these problems. By considering a subset of operations, models of the observable characteristics or domain metrics may be formulated in advance, and populated at runtime for particular problem instances. These metric models can then be used to express the allocation of work as a formal integer linear programming problem, which can be solved using heuristics, numerical method-based optimisers or constrained optimisation frameworks.

These claims are illustrated using the example domain of derivatives pricing in computational finance, with the domain metrics of workload latency or makespan and pricing accuracy. For a large, varied workload of 128 Black-Scholes and Heston model-based option pricing tasks, running upon a diverse array of 16 Multicore CPUs, GPUs and FPGAs platforms, predictions made by models of both the makespan and accuracy are generally within 10% of the performance actually seen at runtime. When these models are used as inputs to numerical optimiser and formal optimisation-based workload partitioning approaches, a latency improvement of up to 24 and 270 times over a naive heuristic approach is seen.

Index Terms—Heterogeneous Computing, Distributed Computing, Task, Partitioning, Multicore CPUs, GPUs, FPGAs, Runtime Modelling, MILP, Domain Specific.

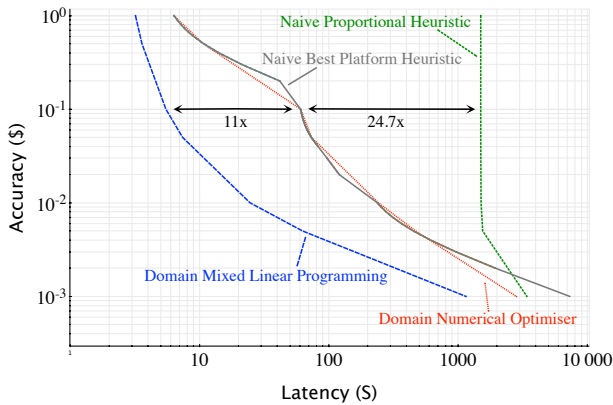


Fig. 1: Comparison of different methods for allocating tasks to heterogeneous computing platforms. We introduce the Domain approaches.

1 INTRODUCTION

THE following vignette illustrates the research problem that we address in this paper:

Julia is a financial analyst at the Bank of England that monitors counterparty risk between investment banks. She is highly qualified in statistics and financial economics, and relies heavily on computational finance techniques to evaluate the derivative

contracts that exist between investment banks. However, beyond the specialised programming environment that she uses, she knows next to nothing about computing and often runs her calculations for days on her laptop.

She learns that a cluster of heterogeneous computing systems could massively accelerate her computations. She manages to cobble one together using the Bank's spare servers and cloud-based resources. Through the use of an open source application framework, she is soon able to execute her problems upon all of the heterogeneous computing platforms. However, she has no idea about how long a problem is going to take on a given platform. Furthermore, she is also mystified as to the relationship between the statistical accuracy she requires and time it takes to evaluate her problems. Unable to understand the relationships between the metrics she cares about, she finds that some workloads take even longer on the cluster than on her laptop's CPU!

Julia clearly needs a tool to help her not only understand the resources at her disposal, but also how to use them efficiently.

1.1 Problem Statement

Julia might be a fiction, but the problems she faces are a reality for the increasing number of high performance computing application programmers. They have two problems:

- 1) Understanding the relationships between the characteristics of their application on a heterogeneous computing device.
- 2) Allocating tasks so as to make efficient use of the available heterogeneous computing resources.

In this paper, we both describe and demonstrate in practice an approach to high performance, heterogeneous

- G.E. Inggs and D.B. Thomas are with the Circuits and Systems Group in the Department of Electrical and Electronic Engineering at Imperial College London
E-mail: g.inggs11@imperial.ac.uk
- W. Luk is with the Custom Computing Group in Department of Computing at Imperial College London

computing that addresses these problems. Our approach is premised on only supporting a subset of operations across all heterogeneous platforms. Despite the restriction of programmers being undesirable, application domains provide a natural means to limit the operations supported without overly inhibiting.

We use the empirical definition of application domains [1], [2], i.e. as an identifiable category of computational activities where a small number of computational operations account for all or a disproportionately high proportion of the computations performed. For example, within the domain of Linear Algebra, vector arithmetic is used disproportionately relative to other operations. Hence, by focusing on supporting these frequently-used operations, these application domains can be practically supported on heterogeneous platforms.

1.2 Contributions

In this paper, we make the following contributions:

- We introduce a domain specific approach for modelling the runtime characteristics or metrics of heterogeneous computing platforms.
- We demonstrate our metric modelling both theoretically and practically for the domain of computational finance. Our practical evaluation encompasses a large, diverse workload of 128 computational finance tasks across a heterogeneous computing cluster of 16 platforms. The cluster was comprised of CPU, GPU and FPGA processing technologies from many vendors, with physical locations spanning several continents.
- We show how the partitioning of tasks can be formulated as a convex optimisation problem that incorporates these domain specific models. We demonstrate how this partitioning problem can be solved using three distinct approaches: naive heuristics, numerical optimisation or integer linear programming.
- We apply these three partitioning approaches to both synthetic and real world heterogeneous task and platform data. We show that while naive heuristics are acceptable, numerical optimisation or Mixed Integer Linear Programming (MILP) can provide orders of magnitude more efficient task allocations.

1.3 Methodology

In this paper we demonstrate that domain specific abstractions provide a natural means for characterising computational resources in a manner that is *meaningful* in the context of that domain, and hence to the domain programmer.

While it is good to improve general efficiency, it is better for programmers to balance objectives for themselves.

Furthermore, we show how this domain specific characterisation allows for heterogeneous platforms to be evaluated in a coherent manner, enabling an efficient partitioning of work across these resources.

While it is good to use all available computational resources, it is better to use the complimentary strengths of these resources.

Our approach is captured in Figure 2: The task is specified in a domain specific form by the programmer; It is then

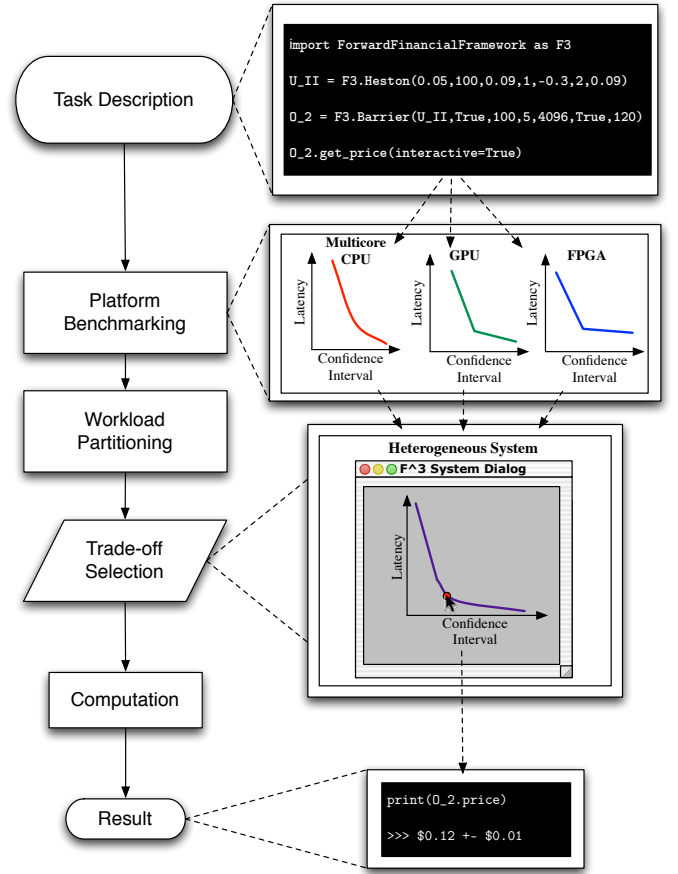


Fig. 2: Our proposed approach to Automatic, Heterogeneous Computing using the Forward Financial Framework (F^3) as an example

characterised with respect to the available heterogeneous computing resources and optimal workload partitions are found for the objectives' trade-off space; The programmer selects the desired trade-off from the space; Finally the workload is evaluated, using the heterogeneous resources efficiently, in accordance with the programmer's objectives.

Figure 1 illustrates the validity of our claims using computational finance as a demonstration application domain. The figure demonstrates our modelling and partitioning approach for a practical workload upon a cluster of highly heterogeneous computing platforms with varying degrees of task, data and pipeline parallelism. As can be seen in the figure, the implementation of our approach on a real workload of financial option pricing tasks on actual heterogeneous platforms has generated a design trade-off that would be immediately understandable to the financial domain programmer.

1.4 Structure

In the following Section 2, we elaborate on the background to the benefits of domain specific abstractions for heterogeneous computing, as well the state-of-the-art with respect to heterogeneous computing characterisation and workload partitioning. In Section 3, we describe the computational finance domain that we use an example throughout this pa-

per, as well as the financial domain application framework that we use to demonstrate our contributions.

We then elaborate on our two claims in Section 4: firstly, that domain specific abstractions enable the useful characterisation of heterogeneous platforms, and secondly, that these domain specific metric models can be used in partitioning work across heterogeneous platforms. In Section ?? the supporting experimentation and evaluation of these claims is described. Finally we conclude the paper, summarising our major conclusions and lay out suggestions for further work.

2 BACKGROUND

2.1 Domain Specific Heterogeneous Computing

An important finding in recent years is that domain specific abstractions can enable improved performance in a heterogeneous computing context [3], [4], [5]. As alluded to in the introduction, empirical studies of software engineering [1] have found that a small set of algorithmic operations or design patterns within an application domain are executed disproportionately more frequently than others, often following a Power Law distribution. Indeed, application domains are often identified by grouping these operations together [2]. By supporting the efficient, heterogeneous acceleration of these disproportionately influential operations, significant gains can be realised automatically for programs restricted to a particular domain. We call this property portable performance.

Previous works have shown this portable performance property in practice through domain specific languages, as shown by Chafi et al [3] and Thomas and Luk [4], or application frameworks, as per Inggs et al [5]. The key information yielded by the domain specific abstractions is the implicit dependency relationships between computations, allowing for device parallelism to be exploited without programmer intervention.

However putting this approach into practice remains a challenge, requiring system developers with domain expertise to create domain specific abstractions [4], [5] that support heterogeneous execution. Chafi et al's [3] approach advocates the use of language virtualisation, providing both a framework for creating implicitly parallel domain specific languages as well as a dynamic runtime for running applications created using such languages.

2.2 Characterising and Partitioning Tasks on Heterogeneous Computers

The problem of characterising and distributing computational tasks to heterogeneous computing resources has been widely studied for almost 40 years [6], [7], [8], [9], [10], [11], [12], [13], [14], [15].

2.2.1 Task Characterisation

As identified by Braun et al [6], characterising the execution of tasks upon heterogeneous computing platform is comprised of three interrelated activities:

Task Profiling: identifies the atomic (i.e. indivisible) tasks that comprises the current application. These tasks can then be further qualified by performing analysis or profiling of

the task code. A key insight from Khokhar et al [7] is that profiling should determine the parallel execution modes possible for the given task. An increasingly popular approach is to require the programmer to identify the parallel execution modes, either through a specially designed API [16] or by embedding this within the language itself [3].

Analytic Platform Benchmarking: identifies the capabilities of the heterogeneous computational platforms available. Another insight from Khokhar et al [7] is that this process details how well the platform supports different parallel execution modes. A heterogeneous benchmark such as Rodinia [17] could be used for this purpose, or a representative subset of the current tasks.

Task-Platform Characterisation: synthesises the data from the two previous activities, which results in models of how the specified tasks will execute upon the available resources. Grewe's work [13] illustrates how a sophisticated machine learning-based approach can be used to do so.

As described in the next subsection, the last activity is usually not distinguished from partitioning of tasks upon the platforms [13], [16]. We argue that maintaining this separation is useful, as it allows for the quality of the characterisation activities to be evaluated independently from the partitioning approach that is being used.

2.2.2 The Partitioning Problem

When considering the allocation of tasks to heterogeneous computing resources, the general scenario considered in the literature, i.e. [8], [9], [10], [13], [14], [15] is a set of independent or atomic tasks being partitioned across multiple heterogeneous platforms. It is assumed that a task will occupy any of the computing resource completely if allocated to that resource. It is also commonly assumed that the partitioning is being performed statically, in advance of the execution of any of the tasks.

In this scenario, the general objective is to minimise the makespan. The makespan is the latency between when the first task is initiated until the last result returned for the task set. As the tasks are being evaluated on multiple platforms, the makespan is equivalent to the longest time it takes for any of the platforms to return the results of the tasks allocated to it.

As described above, minimising the makespan with *a priori* knowledge of the execution time of atomic tasks is a well studied problem. As we shall show in Section 4, this problem can be expressed formally as a 0-1 integer linear programming problem which has famously been shown to be NP-complete [18].

2.2.3 Partitioning Approaches

Surveying the literature, there are three suggested approaches to the partitioning problem:

Naive Heuristics [8], [10], [15]: a simple algorithmic rule is applied to allocate tasks to the available resources. Under specified circumstances such a rule might achieve a provably optimal allocation of tasks, and there is usually a lower bound on the quality of the solution relative to the optimal solution.

Numerical Optimisation [13], [14]: a feasible task-platform allocation is improved using numerical optimisation techniques such as Danzig's Simplex algorithm, simulated an-

nealing or genetic algorithms. As the optimisation problem is non-linear, at worst these techniques can confirm the quality of the starting solution.

Integer Linear Programming [9], [19]: the partitioning problem can be formulated as an integer linear program that can be solved using constrained optimisation techniques. In addition to applying the numerical optimisation techniques described above, a dual formulation of the problem can be used to prove the optimality of the solution.

Generally heuristic approaches have been the most studied. Braun’s comprehensive study [8] found that simpler heuristics achieve better results than more complex ones for the general case. This suggests that the truly optimal approach is case-specific, dependent upon the dynamics between the task and platforms concerned, and so the more complex a partitioning approach, the more likely it is to map better to certain configurations than others.

Mixed integer linear programming appears to be an understudied approach, usually applied only in environments of pressing resource constraint [9]. This lack of attention is quite likely due to the NP-hard complexity of mixed integer linear programs in general, and NP-complete in the case of programs with binary variables. However a considerable amount of progress has been made in the mixed integer linear programming field in the last three decades [20], and hence we have reason to believe that this approach is now practical. A key insight is that an external measurement of solution quality is desirable so that a high quality solution that is not necessarily provably optimal can be identified.

3 THE COMPUTATIONAL FINANCE APPLICATION DOMAIN

In this section we introduce the computational finance application domain that we use as an example in the explanation of our approach and experiments to justify our claims. First, we describe the general concepts within computational finance, and then define it as a computational domain. Finally, we describe the domain specific application framework, the Forward Financial Framework (F^3), that we have used to demonstrate our claims.

3.1 Option Pricing

Computational finance is an important activity in modern commerce. The problems in the area are concerned with the quantitative measurement of uncertainty or risk. Derivatives pricing is one of the largest activities in this area, with \approx \$100 trillion of these products active. Derivative pricing is also extremely computational intensive, and as a result is a major consumer of high performance computing. The use of clusters of heterogeneous computing technologies such as Multicore CPUs and GPUs is widespread.

An example of a derivative is an option contract. An option is agreements where a holder pays a premium to the writer in order to obtain rights with regards to an underlying, an asset such as a stock or commodity. This right either allows the holder to buy or sell the underlying at a defined strike price at a defined exercise time. The holder has bought the right to exercise the transaction if they so choose, and is in no way obligated. Hence, in option

pricing, to account for the risk, the value of the option is the difference between the strike price and exercise price of the underlying, or zero, whichever is higher backdated to the present [21].

The popular Monte Carlo technique for option pricing uses random numbers to create potential scenarios or paths for the underlying based upon a model of its spot price evolution. The average outcome of these paths is then used to approximate the most probable option value [21]. Although computational expensive, this technique is robust, and capable of tolerating asset models with many more variables than competing methods [4], [21]. Another advantage of Monte Carlo is that it is amenable to task parallel execution. In fact, it is the canonical “Embarrassingly Parallel” algorithm [22].

3.2 Computational Finance Application Domain

We now describe option pricing as an application domain. This domain is relatively simple, with two fundamental types, underlyings and derivatives, and one operation, pricing.

3.2.1 The Underlying and Derivative Types

As described above, the data in an option pricing task may be subdivided into two components, the derivative which is being priced and the underlying from which that derivative derives its value. The underlying encapsulates the probabilistic model, such as the Black-Scholes or Heston being used to model the behaviour of the asset such as a stock or exchange rate. The derivative embodies the details of the option contract both during the lifetime of the option as well as its expiration.

The communication within a task can be formulated as a directed, acyclic graph, in which underlying feeds its current price and lifetime information to the derivatives which depend upon it.

3.2.2 Pricing Operation

The option pricing domain’s sole operation is finding the value of a type. Hence, the pricing operation is only of computational interest when applied to the derivative type, as by definition an underlying assets can provide its price at any point in time. Multiple, varied techniques such as Monte Carlo or Tree-based methods could be used to implement the pricing operation, provided the end result is the price of the derivative product under consideration.

3.3 Forward Financial Framework

We now describe F^3 , the financial domain application framework, that supports that supports the domain described in the previous section. We first describe the high level abstractions that the domain programmer interacts with, and then on the lower level, heterogeneous computing implementations automatically generated by the framework.

3.3.1 Domain object Implementation

The Framework is implemented using the Python programming language as an object-orientated application framework [5]. There are three fundamental base classes that mirror key concepts in the computational domain: derivatives, underlyings and solvers.

The underlying and derivative objects capture the attributes and behaviours of the underlying models and derivative products as described above. The solver class is a container for the derivatives that the programmer wishes to price. The solver object also acts as a container for the computational resources which the programmers wishes to use in the pricing operation. To support the pricing of the derivatives, the solver must be capable of three functions: generation, compilation and execution of a pricing algorithm for the specified derivatives upon at least one of the target resources.

3.3.2 Heterogeneous Implementations

As described in the previous subsection, the solver behaviours of platform code generation, compilation and execution need to be supported upon the targeted heterogeneous computational platforms. F^3 uses a wide array of technologies to support a variety of platforms: Multicore CPUs using C and the Pthreads system library; GPUs, Xeon Phi coprocessors and Altera FPGAs using OpenCL [23]; Maxeler FPGAs using MaxJ.

All of the platform back-ends currently use a host-accelerator configuration, where a high performance co-processor or subsystem is managed by a commodity CPU host system via a system bus technology such as PCIe. Communication between the platform and the F^3 program is implemented using the Secure Shell protocol (SSH) in F^3 .

4 DOMAIN CHARACTERISATION & PARTITIONING

In this section we elaborate on our claims that a domain specific approach to heterogeneous computing allows for both the useful characterisation of heterogeneous platforms, and an efficient partitioning of tasks.

4.1 Characterising Heterogeneous Resources

By useful characterisation, we mean actionable, i.e. the domain specific approach enables predictive modelling of the run-time characteristics of domain tasks upon a wide range of heterogeneous platforms. In the first instance, such a characterisation is useful as it allows for the *a priori* comparison of the run-time characteristics for different platforms which, as we will show in the next subsection, is critical in the efficient partitioning of task workloads.

This domain specific characterisation is a contribution in its own right because it relates the tasks and platforms using the fundamental concepts of the application domain. By modelling the task-platform relationship in domain metrics, the computational design space is made accessible to anyone working within that domain. We believe that these relationships are best represented as a Pareto surface that captures the inherent design space trade-offs that exist for a particular task upon a platform. Providing such a representation allows programmers to balance their objectives for themselves instead of the status quo, where the balance is determined on the whim of the system designer.

4.1.1 Domain Metric Models

To find the computational design space for a task or group of tasks within an application domain, we require a model for how the task inputs map to quantitative execution characteristics on the target platform. We call these quantitative characteristics *metrics*.

These metrics fall into one of four categories:

- Latency - the time between task initiation and completion.
- Throughput - how much of the task is done at a given point in time.
- Quality - the degree to which a task achieves a goal of the domain.
- Resource Utilisation - the degree to which the task is using the available resources.

As formalised in (1), we seek models that are capable of mapping the p inputs to domain operations to m metric values, i.e. $\vec{F} : \vec{P} \rightarrow \vec{M}$, where \vec{F} is the domain operation, \vec{P} the inputs and \vec{M} the metric values.

$$\vec{F} = (f_0, f_1, \dots, f_{m-1}) : \vec{P} \rightarrow \vec{M} \quad \vec{P} \in \mathbb{R}^p, \vec{M} \in \mathbb{R}^m, \quad (1)$$

$$f_k(\vec{P}) = M_k \quad k = 1, 2, \dots, m.$$

As the application domain identifies in advance those operations which are disproportionately used, a function for mapping \vec{P} to \vec{M} of those domain operations can be found in advance. Thus the general structure of \vec{F} for the most important operations in a domain can be known *a priori*.

4.1.2 Domain Variables and Parameters

As given in (2), P defines all possible inputs to the domain specific operation. This space can be divided into two disjoint subsets, valid (P_v) and invalid (P_i) inputs. P_i are all of the inputs that will return a result that violates the correctness of the operation as defined within the domain. For example, in the domain of image processing, when applying a blur to an image that is uniform, the set of inputs that define a non-uniformly weighted filter would be within P_i for that operation. P_v is thus all of those inputs which return a valid result, representing the design space for that operation.

$$P = P_i \cup P_v \quad P_i \cap P_v = \emptyset. \quad (2)$$

By supplying the definition of “correctness”, the application domain makes explicit what inputs may be varied without affecting the correctness of the result and those which may not. For example, varying the number of nodes used in a finite element-based airflow modelling operation would not invalidate a result whilst varying the starting temperatures would.

We define those inputs which can be varied as *domain variables* and those that cannot as *domain parameters*. In terms of our formalism, the domain identifies the subspace of P upon which membership of P_v is defined.

As given in (3), P_v can itself be partitioned into two disjoint subsets, Pareto optimal (P_p) and non-Pareto optimal (P_{np}) input values. P_p defines those inputs which are not only valid, but also maximises or minimises at least a single

dimension of M , whichever is more desirable in the context of the application domain. P_{np} defines all of those inputs which do not. While P_v constitutes the acceptable design space, P_p is the Pareto optimal design surface.

$$P_v = P_{np} \cup P_p \quad P_{np} \cap P_p = \emptyset. \quad (3)$$

To return to the uniform blur filter example, the variable value that defined the number of blocks of the filter operated upon in parallel that just fit into the fastest available memory would likely be a member of P_p , as it would maximise the throughput.

4.1.3 Identifying and Populating Domain Specific Models

The formalism described above helps identify the criteria for potential model functions, however for each domain operation there an infinite number of possible models. When choosing one, we found Occam's Razor, or the Principle of Parsimony, to be a useful heuristic, and so we opted for the simplest possible model that was able to predict the metric value for the domain operation under consideration. We found simple models to be the most broadly applicable.

As the general structure of F is known in advance, an online benchmarking approach can be used to solve for the task and platform-specific metric model coefficients. We suggest a benchmarking procedure to generate a matrix of domain variable and metric values i.e. $\mathbb{R}^{b \times p}$ and $\mathbb{R}^{b \times m}$ where b is the number of benchmarking data points, and then fitted these values to the coefficients of model functions using weighted least squares regression.

4.2 Using Heterogeneous Resource Efficiently

While the characterisation described in the previous subsection is useful when considering how to use particular heterogeneous platforms in isolation or when selecting a platform exclusively from an array of platforms, it is less helpful when faced with a cluster of heterogeneous computing resources that can be used cooperatively. In this section we address how multiple computational domain specific design space functions can be combined so as to create a unified design space.

4.2.1 Generalising the Allocation Problem

Now we derive the general allocation problem from the makespan minimisation problem, a 0-1 integer linear programming problem, which we have expressed in (4). Each non-zero element of the binary *allocation* matrix (\mathbf{A}) represents an allocation of one of the τ tasks in a workload to one of the μ platforms, i.e. if $A_{i,j} = 1$, then task j has been allocated to platform i . The relative latency matrix (\mathbf{X}) gives the latency of each task upon each platform. Hence, similar to $A_{i,j}$, $X_{i,j}$ is the estimated relative latency of task j upon platform i .

$$\begin{aligned} & \text{minimise} \quad G(\mathbf{A}, \mathbf{X}) \quad \mathbf{X} \in \mathbb{R}_+^{\mu \times \tau}, \\ & \text{subject to} \quad \sum_{i=1}^{\mu} A_{i,j} = 1 \quad j = 1, 2, \dots, \tau. \end{aligned} \quad (4)$$

where:

$$\begin{aligned} G(\mathbf{A}, \mathbf{X}) &= \max(\mathbf{F}(\mathbf{A}, \mathbf{X})), \\ \mathbf{F}(\mathbf{A}, \mathbf{X}) &= (\mathbf{A} \circ \mathbf{X}) \cdot \mathbf{1}. \end{aligned}$$

Thus in the makespan optimisation problem, we seek to minimise $G(\mathbf{A}, \mathbf{X})$ while ensure that each task is completed, hence there is a constraint that the sum of all of the entries for a task, i.e. column of \mathbf{A} , is 1.

This representation contains two functions: firstly, the task runtime reduction ($\mathbf{F}(\mathbf{A}, \mathbf{X})$), that is given by the element-wise multiplication or Hamard product of \mathbf{A} and \mathbf{X} , dot multiplied by a vector of ones ($\mathbf{1}$); secondly, the platform runtime reduction ($G(\mathbf{A}, \mathbf{X})$), that is given by the maximum of the platform latencies vector that results from the task runtime reduction.

We can generalise this problem, making use of the notion of domain metric models given in (1) and the domain Pareto optimal variables, as given in (3). We assume that the Pareto optimal variables P_p for each of the μ platforms under consideration are already known or can be easily approximated for each task in τ , so in (5) we seek an allocation of tasks, \mathbf{A} so that we optimise the metric k for all tasks, as captured by the task and platform reduction functions ($\mathbf{F}_k(\mathbf{A}, \mathbf{P}_p)$ and $G_k(\mathbf{A}, \mathbf{P}_p)$).

$$\begin{aligned} & \text{optimise} \quad G_k(\mathbf{A}, \mathbf{P}_p) \quad \mathbf{P}_p \in \mathbb{R}^{\mu \times \tau \times p}, \\ & \text{subject to} \quad \sum_{i=1}^{\mu} A_{i,j} = 1 \quad j = 1, 2, \dots, \tau. \end{aligned} \quad (5)$$

where:

$$\begin{aligned} G_k(\mathbf{A}, \mathbf{P}_p) &: \vec{M}_k \rightarrow M_k, \\ \mathbf{F}_k(\mathbf{A}, \mathbf{P}_p) &: (\mathbf{A}, \mathbf{P}_p) \rightarrow \vec{M}_k. \end{aligned}$$

4.2.2 Splitting the Atomicity of Tasks

Similar to heterogeneous execution and characterisation problems, knowledge from the application domain can contribute to an efficient solution of the allocation problem. As the general structure of tasks is known *a priori*, the degree of parallelism within a task is known. As a result, partitioning approaches can incorporate this information so as allow for a task to be divided into subtasks while still providing a correct result.

Making parallelism explicit enables a greater degree of work sharing between distributed computing resources, as discussed in Section 2. In this formulation, this means the elements of the allocation matrix, \mathbf{A} can now have an integer value, with the column sum being equal to the total distinct task components previously identified. If this column total is sufficiently large, the elements of the Allocation matrix can be "relaxed" to be real-valued and the problem ideally becomes a linear programming problem which is more computationally tractable, as expressed in (6).

$$\begin{aligned} & \text{optimise} \quad G_k(\mathbf{A}, \mathbf{P}_p) \quad \mathbf{P}_p \in \mathbb{R}^{\mu \times \tau}, \\ & \text{subject to} \quad \sum_{i=1}^{\mu} A_{i,j} = 1 \quad j = 1, 2, \dots, \tau. \end{aligned} \quad (6)$$

4.2.3 Multimetric Pareto Spaces

As the metrics under consideration are also known *a priori*, additional constraints may be added to the optimisation program for every other metric being considered. This further bounds the set of potential allocations to be considered,

also increasing the tractability of the optimisation program. This formulation is described in (7).

$$\begin{aligned} & \underset{\substack{\text{optimise} \\ \mathbf{A} \in \mathbb{R}_+^{\mu \times \tau}}}{G_k(\mathbf{A}, \mathbf{P}_p)} \quad \mathbf{P}_p \in \mathbb{R}^{\mu \times \tau}, \\ & \text{subject to} \quad \sum_{i=1}^{\mu} A_{i,j} = 1 \quad j = 1, 2, \dots, \tau, \\ & \quad G_l(\mathbf{A}, \mathbf{P}_p) = \text{GL} \quad l \neq k, l = 1, 2, \dots, m. \end{aligned} \quad (7)$$

An additional constraint has been added for each of the metrics except for k , the metric being optimised. This now requires that the allocation also satisfies all of the metric values specified in addition to optimising M_k . This multi-metric optimisation program can be used to generate the domain Pareto surface, representing the heterogeneous computing resources in terms of the domain metrics. For this surface to be populated, a range of metric values is required for all metrics. These ranges of metrics can be found using the ϵ -constraint method, as described by Kirlik and Sayin [24].

5 CASE STUDY: DERIVATIVES PRICING DOMAIN

We now show how the domain specific modelling and partitioning approach that we developed in the previous section can be applied to a real world problem domain, the derivatives pricing domain that we described in Section 3.

5.1 Financial Latency and Accuracy Models

As described in Section 3, for our example domain, pricing is the only operation supported. In this subsection, we develop the models, as per (1), for the metrics of latency ((8)) and price accuracy ((9)) for the pricing operation as implemented using the Monte Carlo algorithm in F^3 .

Latency Model: The latency between when a pricing operation is initiated and when it returns a price is fundamentally important within the financial domain [21]. This is because the time at which prices or information are available to market actors fundamentally affects the market as a result of how the market actors behave in response to this information. Minimising the latency of the pricing operation is often desirable, as this confers first-mover advantage on the programmer.

We have used a linear latency model:

$$F_L(n) = \beta n + \gamma. \quad (8)$$

The linear model of $F_L(n)$ reflects the $O(N)$ nature of the Monte Carlo Algorithm. The model's β is the coefficient of the domain variable, the number of paths, i.e. $P_p = n$. β can be understood as the time spent per Monte Carlo path. Similarly, γ , the constant component of the task latency. γ captures the time spent initialising the computation, as well as any time spent communicating the task to and returning the result from the target platform.

Accuracy Model: In the financial domain, the accuracy of a computed price is expressed in probabilistic terms. When using the Monte Carlo technique, often the 95% confidence interval is used, which gives the size of the finite interval around the computed price for which there is a 95% confidence that the true value lies within that interval. As small a

confidence interval as possible is desired, as this means for the given confidence level, the pricing result is close to the true value, and hence less risk has to be accounted for.

The accuracy model that we used is based upon the convergence of the Monte Carlo algorithm, which is given by the inverse square root of the number of paths, i.e. $\frac{1}{\sqrt{n}}$, scaled by a model coefficient (α). The model is:

$$F_C(n) = \frac{\alpha}{\sqrt{n}}. \quad (9)$$

Unified Model: To relate the two domain metrics of latency and accuracy, we can solve for n and use it to relate 8 and 9 into a trade-off between the latency and accuracy, as given in (10). This lets us find n, P_p in this implementation of the domain, for a given accuracy.

$$F_L(F_C) = \frac{\delta}{F_C^2} + \gamma. \quad (10)$$

where:

$$\delta = \beta \alpha^2.$$

5.2 Option Pricing Task Partitioning

We can now formulate the allocation problem using the derivative pricing domain metric models from the previous subsection, as well as outline three approaches for solving the resulting problem.

5.2.1 Reformulating the Partitioning Problem

In (11) the unified domain metric model described in (10) has been applied to the general, constrained allocation problem specified in (7). The vector \vec{F}_C gives the required accuracy for the tasks, while γ is the task-platform unified model constant component matrix. Similarly, $\delta : \vec{F}_C^{-2}$ is the element-wise division of the delta coefficients by the required accuracies of the tasks.

$$\begin{aligned} & \underset{\substack{\text{minimise} \\ \mathbf{A} \in \mathbb{R}_+^{\mu \times \tau}}}{G_L(\mathbf{A}, \vec{F}_C)} \quad \vec{F}_C \in \mathbb{R}_+^\tau \\ & \text{subject to} \quad \sum_{i=1}^{\mu} A_{i,j} = 1 \quad j = 1, 2, \dots, \tau. \end{aligned} \quad (11)$$

where:

$$\begin{aligned} G_L(\mathbf{A}, \vec{F}_C) &= \max(\vec{F}_L(\mathbf{A}, \vec{F}_C)), \\ \vec{F}_L(\mathbf{A}, \vec{F}_C) &= (\delta : \vec{F}_C^{-2} \circ \mathbf{A} + \gamma \circ [\mathbf{A}]) \cdot \mathbf{1}, \\ \delta &\in \mathbb{R}_+^{\mu \times \tau}, \gamma \in \mathbb{R}_+^{\mu \times \tau} \end{aligned}$$

An important feature of the formulation given in (11) is its non-linearity as a result of the ceiling function in \vec{F}_L . This reflects (8), in that there is a constant setup time on each platform, regardless of how much of the task is allocated to the platform.

We have investigated three approaches to solving this program from the categories identified in Section 2.2.3.

5.2.2 Best Platform and Proportional Heuristic Allocation

The first allocation heuristic we propose is intuitive: The best platform heuristic allocates all of the tasks to the single platform that completes all the tasks with the shortest latency. The second instance of this approach, the proportional allocation heuristic, is a minor refinement of this, allocating work inversely proportional to the total latencies, of all of the platforms.

Both heuristics only require an estimate of the total latency of all tasks upon each platform. As is to be expected, the best platform heuristic performs well when there is a single platform within the set that can complete the tasks significantly faster than the others available. The proportional allocation heuristic is more general, working well when the magnitude of γ is significantly smaller than the magnitude of $\delta : \vec{F}_C^2$.

5.2.3 Numerical Optimiser-based Allocation

The second approach builds upon the first, using the better of the two heuristics as a starting point. The platform reduction function $G_L(\mathbf{A}, \vec{F}_C)$ is then specified as the objective function for a time-constrained, simulated annealing optimisation algorithm, with a final, small amount of “polishing” performed using the simplex algorithm.

As this approach incorporates specific platform and task information, it should improve or at worst confirm the quality of the heuristics outlined above. A key determinate of the result quality is the degree of non-linearity in objective function. Although simulated annealing can perform well in non-linear optimisation spaces, in addition to non-linearity, this problem suffers from the curse of dimensionality.

5.2.4 Mixed Integer Linear Programming Allocation

The MILP approach uses the formulation of the domain partitioning problem as the input to a constrained integer linear programming framework, SCIP [25], which applies formal optimisation techniques as well as a variety of heuristic techniques to solve this problem.

SCIP accepts problems in a form very similar to that give in (11), however it does not accept non-linear objective and constraint functions. This requires the problem to be reformulated as given in (12), adding additional variables (GL and \mathbf{B}) and constraints to capture the non-linearities in the problem.

$$\begin{aligned}
 &\underset{GL, \mathbf{A}, \mathbf{B}}{\text{minimise}} && GL && GL \in \mathbb{R}_+, \mathbf{A} \in \mathbb{R}_+^{\mu \times \tau}, \mathbf{B} \in \{0, 1\}^{\mu \times \tau} \\
 &\text{subject to} && \sum_{i=1}^{\mu} A_{i,j} = 1 && j = 1, 2, \dots, \tau \\
 & && F_{L,i}(\mathbf{A}, \vec{F}_C) \leq GL && \vec{F}_C \in \mathbb{R}_+^{\tau}, i = 1, 2, \dots, \mu \\
 & && B_{i,j} \geq A_{i,j} && i = 1, 2, \dots, \mu, j = 1, 2, \dots, \tau
 \end{aligned} \tag{12}$$

where

$$F_L(\mathbf{A}, \vec{F}_C) = (\delta : \vec{F}_C^2 \circ \mathbf{A} + \gamma \circ \mathbf{B}) \cdot \mathbf{1}$$

6 DOMAIN METRIC MODEL EVALUATION

To evaluate the claim that the domain metric models are able to characterise tasks across a wide range of platforms,

we need to prove the following two properties for a diverse set of platforms and tasks for both the latency and accuracy models we developed in the previous Section:

Improving: When provided with additional information, the domain metric model predicts the true value of that domain metric better.

Scaling: For a given amount of benchmarking, the domain metric values predicted by the models remains reasonably close to those seen in reality for a variety of problem sizes.

To prove both we have measured the relative error as given in (13), where the absolute difference between the predicted metric value ($F_k(P_p)$) and the real metric value (Fk_{P_p}), measured when the task is actually run with variables P_p , is divided by the real value. We measure this for both the latency and accuracy models described above across a set of heterogeneous computing platforms for a heterogeneous set of tasks.

$$E_k = \frac{|F_k(P_p) - Fk_{P_p}|}{Fk_{P_p}} \tag{13}$$

6.1 Experimental Setup

6.1.1 Heterogeneous Platforms

An overview of the heterogeneous platforms that we used are described in Table 1. The first type of platform heterogeneity is device type and manufacturer - we have made use of a wide array of Multicore CPUs, GPU and FPGA-based computational platforms from a variety of vendors. The other type of heterogeneity is the diversity of interconnections used between the computational platforms, primarily determined by the varied geographic locations.

The computational characteristics of the platforms are also described in Table 1. We describe the compute capabilities of the experimental platforms using an option pricing benchmark¹. As the Monte Carlo algorithm being used is amenable to parallel execution, it is unsurprising that GPUs provide the best application performance, although an important caveat is that these performance figures are of implementations produced by F^3 in addition to reflecting the inherent capabilities of the device.

We have also provided the network latency for each platform. We expect the former to dominate the coefficient of the latency models, β , while the latter will determine the constant coefficient, γ . A particularly prominent data-point is the Remote Server and Phi, which have orders of magnitude longer communication times than the other platforms.

6.1.2 Option Pricing tasks

Table 2 provides a breakdown of the portfolio of derivative pricing tasks that were used to evaluate the domain metric models. In addition to the types of underlying and derivatives used, the total amount of computational work for each task is specified.

The domain parameters for the pricing task operations, such as the proprieties of underlying model, were generated using uniform random numbers within the values from

1. <http://www.uni-kl.de/en/benchmarking/option-pricing/>

TABLE 1: Overview of Experimental Heterogeneous Computing Platforms

Device Category	Device Designation	Device Vendor	Device Name	Network Location	Geographic Location	Application Performance (GFLOPS)	Network RTT (mS)
CPUs	Desktop	Intel [®]	Core [®] i7-2600	Localhost	ICL, London, UK	5.916	0.024
	Local Server	AMD [®]	Opteron [®] 6272	LAN	ICL, London, UK	27.002	0.380
	Local Pi	ARM [®]	11 76JZF-S	LAN	ICL, London, UK	0.049	2.463
	Remote Server	Intel [®]	Xeon [®] E5-2680	WAN	UCT, Cape Town, ZA	11.523	3300.000
	AWS Server EC1	Intel [®]	Xeon [®] E5-2680	WAN	AWS, USA East Region	12.269	88.859
	AWS Server EC2	Intel [®]	Xeon [®] E5-2670	WAN	AWS, USA East Region	4.913	88.216
	AWS Server WC1	Intel [®]	Xeon [®] E5-2680	WAN	AWS, USA West Region	12.200	157.100
	AWS Server WC2	Intel [®]	Xeon [®] E5-2670	WAN	AWS, USA West Region	4.926	159.578
	GCE Server	Intel [®]	Xeon [®]	WAN	GCE, USA Central Region	6.022	111.232
GPUs	Local GPU 1	AMD [®]	FirePro [®] W5000	LAN	ICL, London, UK	212.798	0.269
	Local GPU 2	Nvidia [®]	Quardo [®] K4000	LAN	ICL, London, UK	250.027	0.278
	Remote Phi	Intel [®]	Xeon Phi [®] 3120P	WAN	UCT, Cape Town, ZA	70.850	3300.000
	AWS GPU EC	Nvidia [®]	Grid [®] GK104	WAN	AWS, USA East Region	441.274	88.216
	AWS GPU WC	Nvidia [®]	Grid [®] GK104	WAN	AWS, USA West Region	406.230	159.578
FPGAs	Local FPGA 1	Xilinx [®]	Virtex [®] 6 475T	LAN	ICL, London, UK	114.590	0.217
	Local FPGA 2	Altera [®]	Stratix [®] V D5	LAN	ICL, London, UK	161.074	0.299

TABLE 2: Overview of Evaluation Workload of 128 Option Pricing Tasks. Underlying types are Black-Scholes (BS) and Heston (H) model-based. Option types are Asian(A), Barrier(B), Double Barrier(DB), Digital Double Barrier(DDB) and European Options(E).

Task Designation	Number	Underlying	Option	Computational Operations (kFLOP / path)
BS-A	10	BS	A	139.267
BS-B	10	BS	B	139.266
BS-DB	10	BS	DB	143.360
BS-DDB	5	BS	DDB	143.361
H-A	25	H	A	319.492
H-B	29	H	B	319.491
H-DB	29	H	DB	323.585
H-DDB	5	H	DDB	323.586
H-E	5	H	E	315.395

the aforementioned option pricing benchmark¹. A rejection procedure was utilised to keep the relative magnitude of the pricing tasks within an order of magnitude of each other.

6.2 Model Error

The latency model results are given in Figures 3 and 4. The latency models are evaluated on a per platform basis, as well as the geometric mean of the three platform categories.

Figure 3 illustrates that as a longer benchmarking procedure is performed relative to the fixed runtime of 4.69 seconds (600 seconds or 10 minutes for all of the tasks) being predicted by the model, the models became more accurate. This suggests that the learning property is true for this model.

Figure 4 shows how the models scale as the runtime prediction target is increased for a fixed benchmarking time of 4.69 seconds per task or 10 minutes in total, and an increasing runtime target. The results demonstrate that for a runtime target of more than an order of magnitude greater than the benchmarking procedure, the latency models general scale. The remote Phi and server models poor performance is explained by the benchmarking time being

too short to accurately solve for the true coefficient and constant values.

The accuracy model results are given in Figures 5 and 6. The accuracy model results are presented as minimum, geometric mean and maximum of the model results within a pricing task category.

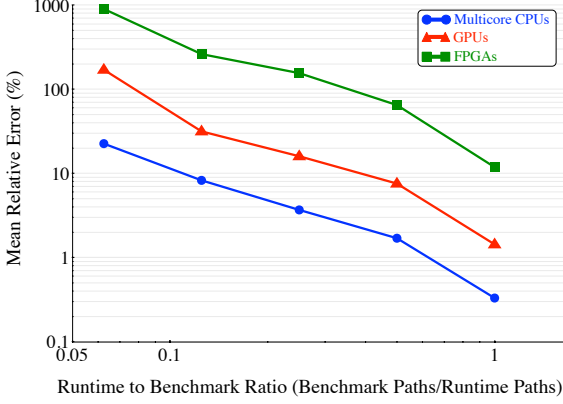
Figure 5 illustrates that as information is added to the benchmarking procedure, the relative error in the accuracy prediction model decreases across the different tasks categories. This is explained by the convergence of the Monte Carlo algorithm being a proven property with a very limited degree of variance, hence a low number of data points are required to solve for the apparent convergence coefficient, α . Some of the Heston option tasks present a relatively high maximum error, however, as can be seen by the task category geometric mean these error averages out close to 10%.

Figure 6 shows how the models scale as the runtime target is increased. Similar to the Latency model results, the models scale well for more than an order of magnitude.

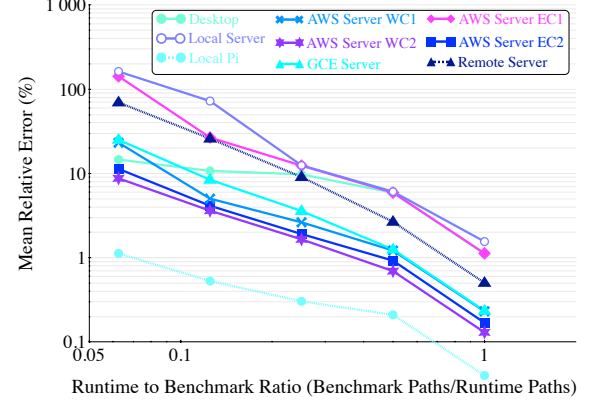
As all four sets of results indicate, the predictive capability of the models improves as more data is added to the models. The models also scale well with respect to increasing runtimes, with a relatively minor increase in latency and accuracy error for runtimes of more than an order of magnitude longer than the benchmarking time.

Figure 7 synthesises these results, illustrating that a domain specific approach enables the characterisation of platforms in terms of the application domain. The trade-off curves are a representation of the domain design space for Table 2's pricing tasks on Table 1's platforms. As is to be expected, with the lesser accuracy requirement, the latency ordering of platforms is determined by the constant setup time, of which the network latency is the most prominent component. However, as the accuracy requirement increases, the ordering is determined by the relative computational capabilities.

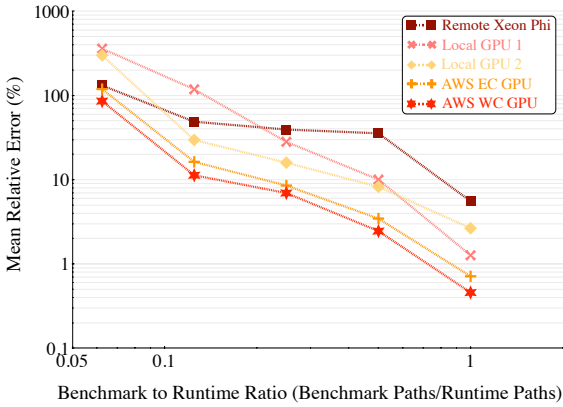
Fig. 3: Relative Error of Latency Models for device categories for a fixed runtime target of 4.69 Seconds and varying benchmark time



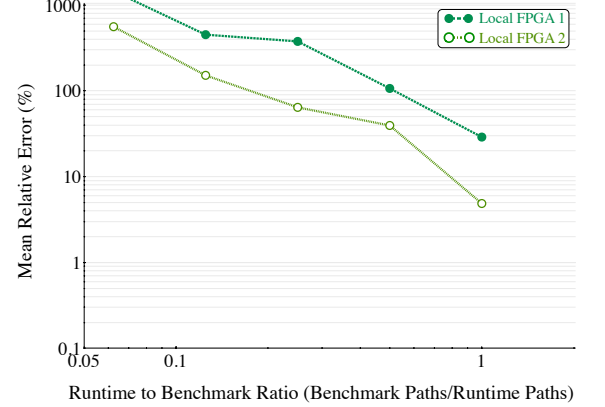
(a) Device Categories



(b) CPUs



(c) GPUs



(d) FPGAs

7 DOMAIN PARTITIONER EVALUATION

In this section we describe our evaluation of different domain partitioning approaches. We first characterise the performance of the partitioners with respect to problem size and solution quality using synthetic data. We then verify this characterisation using the real world platforms and tasks described in the previous section.

7.1 Partitioner Characterisation

We first describe the procedure used to generate the synthetic data used in our characterisation and then the results of the characterisation using this data.

7.1.1 Synthetic Data

We used the procedure outlined in Braun et al's [8] work to generate synthetic δ and γ matrices for our partitioner characterisation experiment. The parameters used in conjunction with Braun et al's procedure are provided in Table 3. We additionally multiplied the γ matrix by a scalar factor, which represents the ratio between the constant setup to coefficient component ratio.

TABLE 3: Synthetic Task-Platform Matrix Generation Parameters. Abbreviation used are Platform, Heterogeneity and Consistency

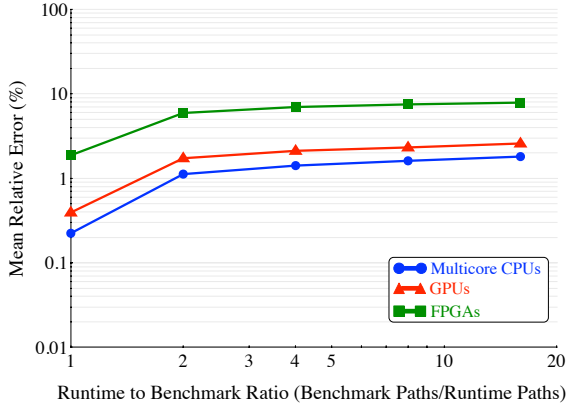
Case Designation	Plat. Heter.	Plat. Cons.	Task Heter.	Task Cons.
Hom-Con	10	1.0	100	1.0
Het-Con	100	1.0	3000	1.0
Het-Mix	100	0.5	3000	0.5
Het-Inc	100	0.0	3000	0.0

7.1.2 Performance Characterisation

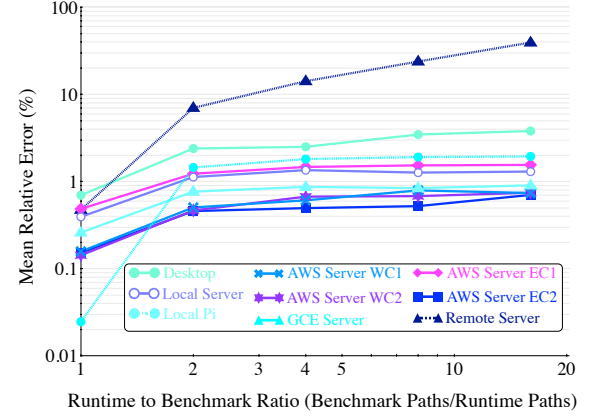
Utilising the synthetic data generation procedure and parameters in Table 3, we have evaluated the two domain partitioning approaches in terms of the number of variables in the optimisation problem, as well as the ratio between the proportional and setup matrices. We have reported the time required by the partitioning approaches as well as the quality of the solution returned with respect to the naive proportional heuristic.

The results of the partitioner characterisation can be seen in Figure 8. For the partitioner time, a timeout was set of 10 minutes or 600 seconds, the same time as given over to the benchmarking procedure described in the previous section. Broadly, the numerical optimiser-based partitioner is bound

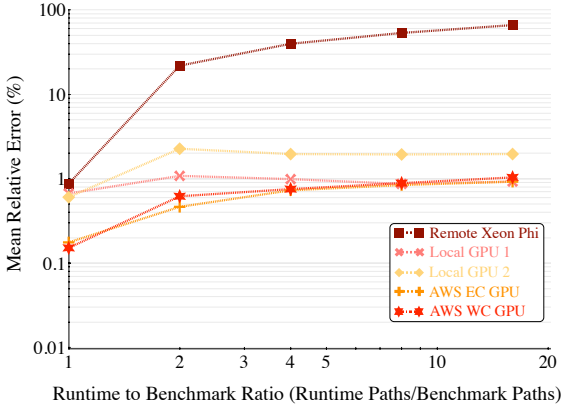
Fig. 4: Relative Error of Latency Models for device categories for a fixed benchmark time of 4.69 Seconds and varying runtime targets



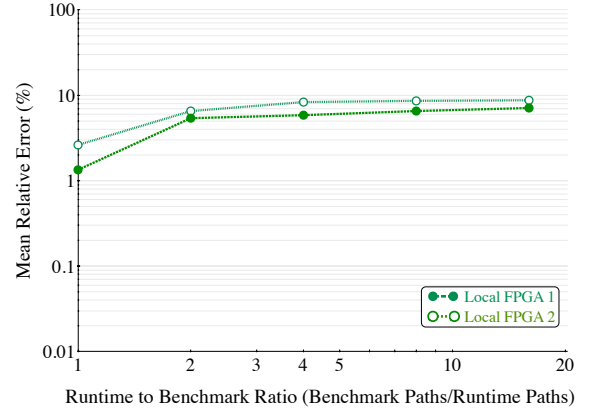
(a) Device Categories



(b) CPUs

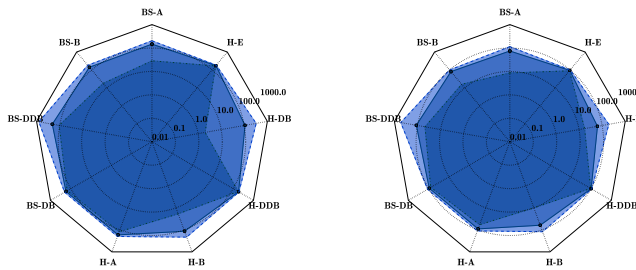


(c) GPUs

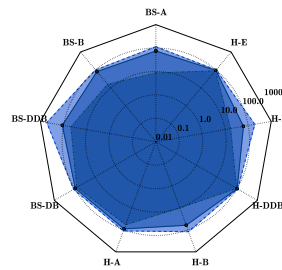


(d) FPGAs

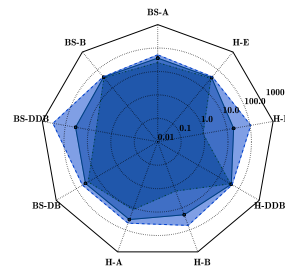
Fig. 5: Relative Error of Accuracy Models for a fixed runtime target and varying benchmark time. Ratio is expressed as *Benchmark Paths : Runtime Paths*. The innermost region represents the minimum error seen for each task category, the middle region the geometric mean relative error and the outermost the maximum.



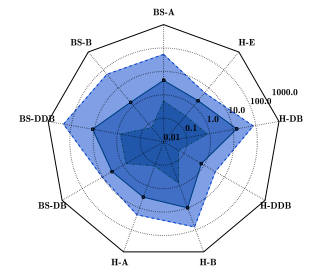
(a) 1:8



(b) 1:4



(c) 1:2



(d) 1:1

Fig. 6: Relative Error of Accuracy Models for a fixed benchmark time and varying runtime. Ratio is expressed as *Benchmark Paths : Runtime Paths*. The ordering of the regions is the same as in Figure 5.

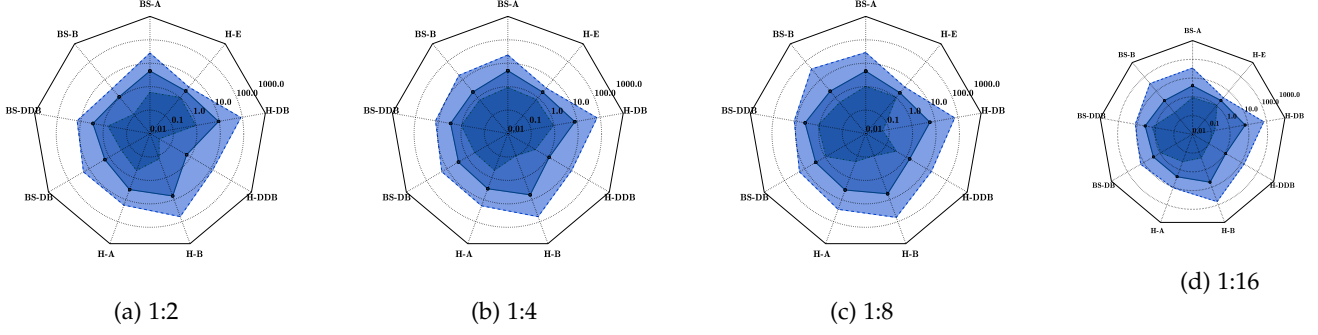
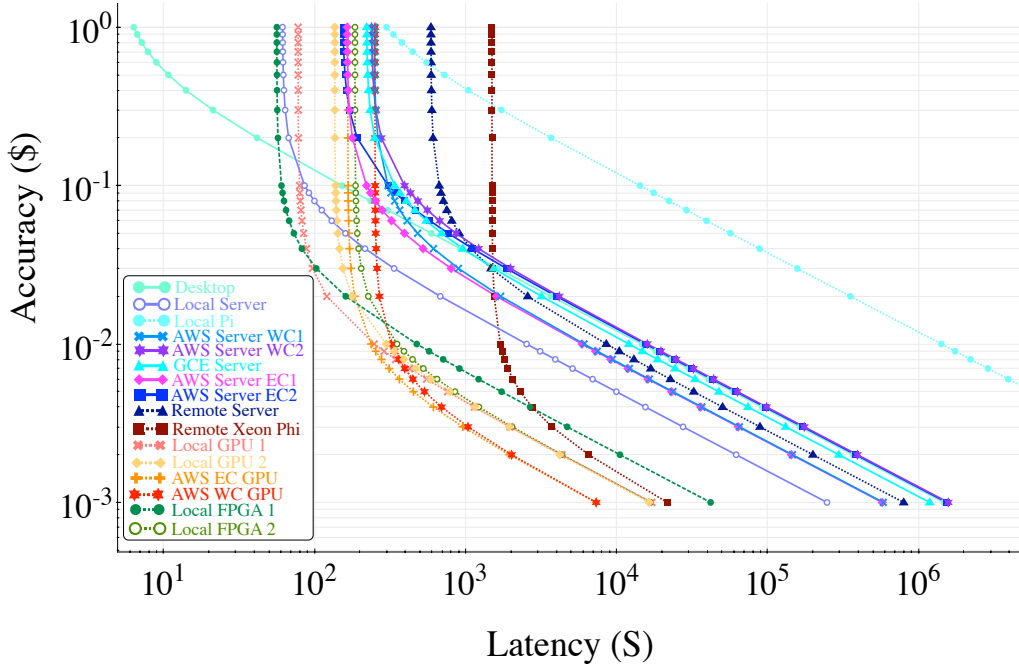


Fig. 7: Resulting Pareto curves of individual platforms



by the timeout set. The MILP partitioner's time grows exponentially as a function of the number of variables. As the ratio between the coefficient and constant component is varied, there is a peak latency centred around 1, reflecting equal linear and non-linear allocation problems that have to be solved.

Similarly for the quality of the solution relative to the proportional heuristic, both the MILP and numerical optimiser partitioners' qualities are a function of the numbers of variables and the coefficient to constant ratio. For the case of the variables, this is explained that as the number of variables increases, the potential for improvement over the heuristic grows. For the case of the constant to coefficient ratio, this is explained by the heuristic solution actually being close to the global optimum.

7.2 Practical Verification

The characterisation using synthetic data helps identify the strengths and weaknesses of the partitioning approaches proposed, however these need to be verified with real data.

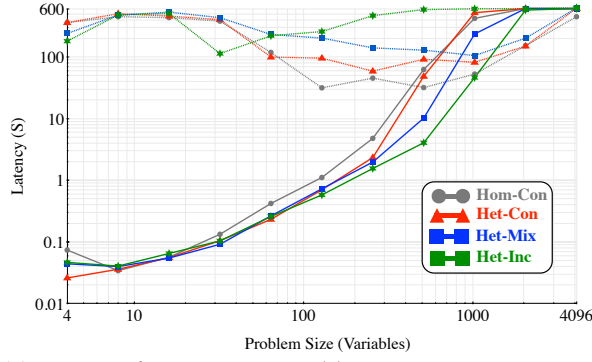
Figure 9 illustrate that the heterogeneous partitioning approaches based upon the model data match what is achieved in reality. Both the numerical optimiser and MILP-based partitioner are orders of magnitude more efficient than that suggested by the naive proportional heuristic.

8 CONCLUSION

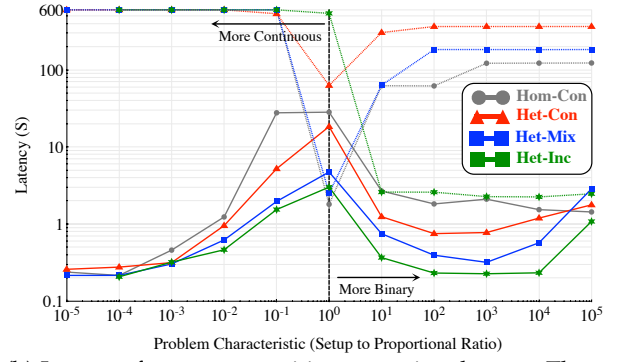
In this paper we have described and demonstrated in practice that a domain specific approach to heterogeneous computing offers benefits beyond portable, efficient execution.

First, we described and demonstrated, using computational finance as an example domain, how metric models from the application domain provide a natural means to characterise a task on a heterogeneous platform. These metric models are both capable of improving when provided with more information, and scale with problem size. We believe that such a characterisation is an accessible way to visualise the design space of the available heterogeneous platforms for domain programmers.

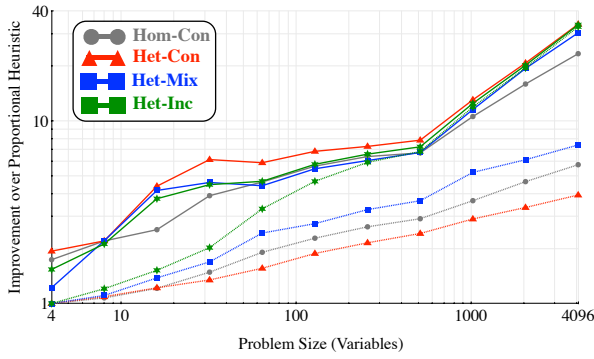
Fig. 8: Characterisation of Numerical Optimiser and Linear Programming domain partitioners using synthetic data. The solid lines represent the Linear Programming approach and the dotted the Numerical Optimiser.



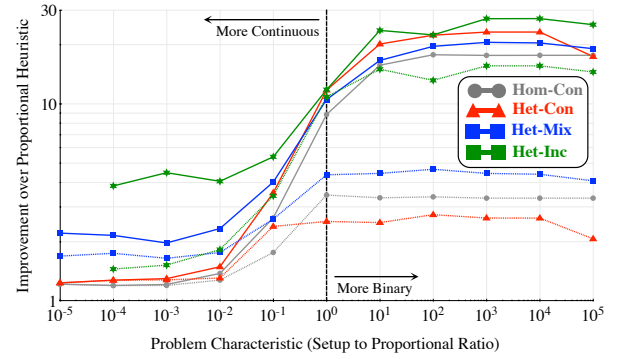
(a) Impact of partitioning problem size on partitioner runtime latency. The setup to proportional ratio is 1



(b) Impact of setup on partitioner runtime latency. The number of variables is 1024

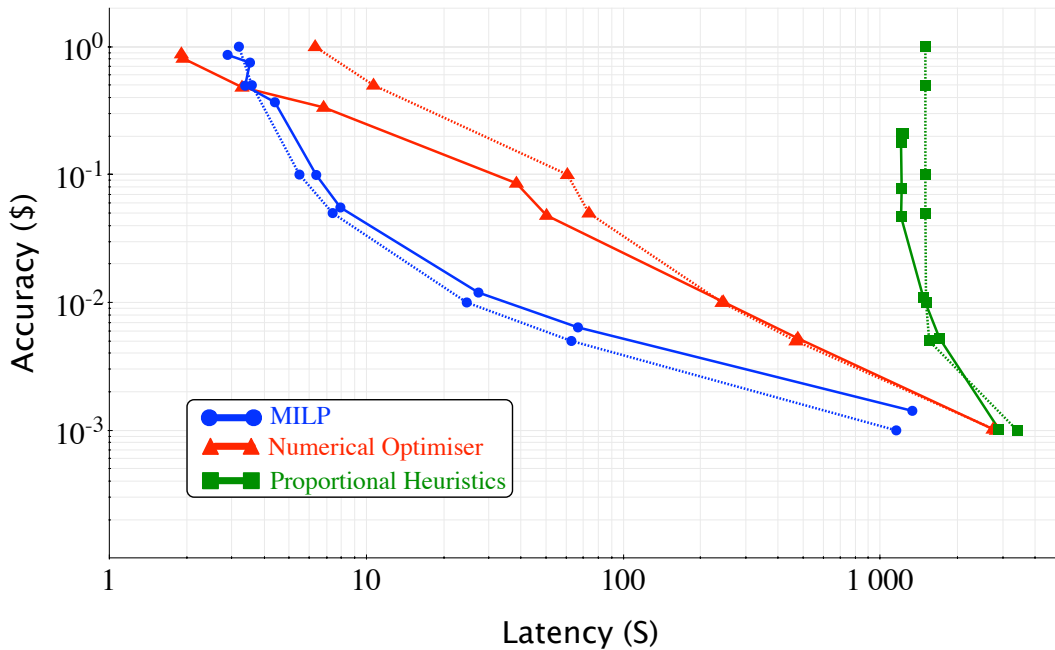


(c) Potential Improvement of varied problem sizes. The setup to proportional ratio is 1.



(d) Potential Improvement for varied problem characteristics. The number of variables is 1024

Fig. 9: Resulting Pareto curves from different partitioning approaches. Dotted line is the output of the partitioners, while the solid line is the metrics actually seen when running the partitions produced



Secondly, we showed how the metric models for multiple platforms can be combined into a formal optimisation program. We showed how knowledge from the application domain may be used to relax this allocation problem from being NP-complete, binary to a more tractable, linear form. We provided three approaches for solving this problem, showing that both MILP and numerical optimisers produce are practically viable, outperforming naive heuristics by up to two orders of magnitude.

The domain specific methodology that we have outlined in this paper makes distributed, heterogeneous computing resources accessible to users within the target domain, such as the fictional Julia in the Introduction. We have provided a means for these users to balance their objectives while abstracting away details of implementation that are impediments. We have shown that domain specificity enables an efficient, automatic approach to high performance heterogeneous computing.

Future Work

Future directions for this work include increasing up both the allocation problem sizes as well as the number of platforms utilised. Another direction is in increasing the degree of heterogeneity, both in terms of the problems considered as well as more varied computing resources.

ACKNOWLEDGMENTS

Conversations with Prof George Constantinides, Dr Victor Magron, Dr Eric Kerrigan, Dr Andrea Suardi, Mr Shane Fleming and Mr Andrea Picciau have been instrumental in this work.

We are grateful for the funding support from the South African National Research Foundation and Oppenheimer Memorial Trust. We have also benefited from the support of the Nallatech, Xilinx, Intel and Maxeler university programs.

REFERENCES

- [1] B. A. Nardi, *A small matter of programming: perspectives on end user computing*. MIT press, 1993.
- [2] A. van Deursen, P. Klint, and J. Visser, "Domain-specific languages," *ACM SIGPLAN Not.*, vol. 35, no. 6, pp. 26–36, Jun. 2000.
- [3] H. Chafi, A. K. Sujeeth, K. J. Brown, H. Lee, A. R. Atreya, and K. Olukotun, "A Domain-Specific Approach to Heterogeneous Parallelism," in *PPOPP*, 2011, pp. 35–46.
- [4] D. B. Thomas and W. Luk, "A Domain Specific Language for Reconfigurable Path-based Monte Carlo Simulations," in *Proc. Int. Conf. on Field-Programmable Technology*, 2007, pp. 97–104.
- [5] G. Inggs, D. Thomas, and W. Luk, "A heterogeneous computing framework for computational finance," in *Proceedings of the 42nd International Conference on Parallel Processing (ICPP)*, 2013, pp. 688–697.
- [6] T. Braun, H. Siegel, and A. Maciejewski, "Heterogeneous Computing: Goals, Methods, and Open Problems," in *High Perform. Comput.*, ser. Lecture Notes in Computer Science, B. Monien, V. Prasanna, and S. Vajapeyam, Eds. Springer Berlin/Heidelberg, 2001, vol. 2228, pp. 307–318.
- [7] A. Khokhar, V. Prasanna, M. Shaaban, and C.-L. Wang, "Heterogeneous computing: challenges and opportunities," *Computer (Long Beach, Calif.)*, vol. 26, no. 6, pp. 18–27, Jun. 1993.
- [8] T. Braun, H. J. Siegel, N. Beck, L. Bölöni, M. Muthucumaru, A. Reuther, J. P. Robertson, M. D. Theys, B. Yao, D. Hensgen, and R. F. Freund, "A Comparison of Eleven Static Heuristics for Mapping a Class of Independent Tasks onto Heterogeneous Distributed Computing Systems," *J. Parallel Distrib. Comput.*, vol. 61, no. 6, pp. 810–837, Jun. 2001. [Online]. Available: <http://dx.doi.org/10.1006/jpdc.2000.1714>
- [9] N. Fisher, J. Anderson, and S. Baruah, "Task Partitioning upon Memory-Constrained Multiprocessors," *11th IEEE Int. Conf. Embed. Real-Time Comput. Syst. Appl.*, pp. 416–421, 2005.
- [10] W. W. Chu, L. J. Holloway, M.-t. Lan, and K. Efe, "Task Allocation in Distributed Data Processing," *Computer (Long Beach, Calif.)*, 1980.
- [11] F. Berman and R. Wolski, "Application-level scheduling on distributed heterogeneous networks," in *Proc. 1996 ACM/IEEE Conf. Supercomput.* IEEE, 1996.
- [12] R. Freund, T. Kidd, D. Hensgen, and L. Moore, "SmartNet: a scheduling framework for heterogeneous computing," *Proc. Second Int. Symp. Parallel Archit. Algorithms, Networks*, pp. 514–521. [Online]. Available: <http://ieeexplore.ieee.org/lpdocs/epic03/wrapper.htm?arnumber=509034>
- [13] D. Grewe and M. F. P. O'Boyle, "A static task partitioning approach for heterogeneous systems using OpenCL," in *Lect. Notes Comput. Sci. (including Subser. Lect. Notes Artif. Intell. Lect. Notes Bioinformatics)*, vol. 6601 LNCS, 2011, pp. 286–305.
- [14] Q. Kang, H. He, and H. Song, "Task assignment in heterogeneous computing systems using an effective iterated greedy algorithm," *J. Syst. Softw.*, vol. 84, no. 6, pp. 985–992, Jun. 2011.
- [15] O. H. Ibarra and C. E. Kim, "Heuristic Algorithms for Scheduling Independent Tasks on Nonidentical Processors," *J. ACM*, vol. 24, no. 2, pp. 280–289, Apr. 1977.
- [16] C.-K. L. C.-K. Luk, S. H. S. Hong, and H. K. H. Kim, "Qilin: Exploiting parallelism on heterogeneous multiprocessors with adaptive mapping," in *2009 42nd Annu. IEEE/ACM Int. Symp. Microarchitecture*, 2009.
- [17] S. Che, M. Boyer, J. Meng, D. Tarjan, J. W. Sheaffer, S.-H. Lee, and K. Skadron, "Rodinia: A benchmark suite for heterogeneous computing," in *2009 IEEE Int. Symp. Workload Charact.* IEEE, Oct. 2009, pp. 44–54.
- [18] R. M. Karp, "Reducibility among combinatorial problems," pp. 219–241, 2010.
- [19] "Partitioning and Pipelined Scheduling of Embedded System Using Integer Linear Programming," in *11th Int. Conf. Parallel Distrib. Syst.*, vol. 2. IEEE, 2005, pp. 37–41.
- [20] R. Bixby and E. Rothberg, "Progress in computational mixed integer programming: A look back from the other side of the tipping point," *Ann. Oper. Res.*, vol. 149, no. 1, pp. 37–41, Jan. 2007. [Online]. Available: <http://link.springer.com/10.1007/s10479-006-0091-y>
- [21] J. C. Hull, *Options, Futures and Other Derivatives*, 8th ed. Pearson, 2011.
- [22] K. Asanovic, B. C. Catanzaro, D. A. Patterson, and K. A. Yelick, "The Landscape of Parallel Computing Research : A View from Berkeley," *EECS Department University of California Berkeley Tech Rep UCBECS2006183*, vol. 18, no. UCB/EECS-2006-183, p. 19, 2006.
- [23] J. Stone, D. Gohara, and G. Shi, "OpenCL: A Parallel Programming Standard for Heterogeneous Computing Systems," *Computing in Science Engineering*, vol. 12, no. 3, pp. 66–73, May-June 2010.
- [24] G. Kirlik and S. Sayin, "A new algorithm for generating all nondominated solutions of multiobjective discrete optimization problems," *European Journal of Operational Research*, vol. 232, no. 3, pp. 479–488, 2014.
- [25] T. Achterberg, "Scip: Solving constraint integer programs," *Mathematical Programming Computation*, vol. 1, no. 1, pp. 1–41, 2009.