

Transitionless-based shortcuts for the fast and robust generation of W states

Ye-Hong Chen¹, Yan Xia^{1,*}, Jie Song^{2,†}, and Bi-Hua Huang¹

¹*Department of Physics, Fuzhou University, Fuzhou 350002, China*

²*Department of Physics, Harbin Institute of Technology, Harbin 150001, China*

We propose a scheme to generate W states based on transitionless-based shortcuts technique in cavity quantum electrodynamics (QED) system. In light of quantum Zeno dynamics, we first effectively design a system whose effective Hamiltonian is equivalent to the counter-diabatic driving Hamiltonian constructed by transitionless quantum driving, then, realize the W states' generation within this framework. For the sake of clearness, we describe two stale schemes for W states' generation via traditional methods: the adiabatic dark-state evolution and the quantum Zeno dynamics. The comparison among these three schemes shows the shortcut scheme is closely related to the other two but better than them. That is, numerical investigation demonstrates that the shortcut scheme is faster than the adiabatic one, and more robust against operational imperfection than the Zeno one. What is more, the present scheme is also robust against decoherence caused by spontaneous emission and photon loss.

PACS numbers: 03.67. Pp, 03.67. Mn, 03.67. HK

Keywords: W state; Transitionless quantum driving; Shortcuts to adiabatic passage.

I. INTRODUCTION

Quantum entanglement is an intriguing property of composite systems. The generation of entangled states for two or more particles is not only fundamental for demonstrating quantum nonlocality [1, 2], but also useful in quantum information processing (QIP) [3, 4]. For three-qubit entanglement, there are two main kinds of entangled states, the W states [5] and the Greenberger-Horne-Zeilinger (GHZ) states [2]. These two kinds of entangled states cannot be converted to each other by local operations and classical communications. In recent years, the W states attract more attentions because of its robustness against qubit loss and advantages in quantum teleportation [6]. So far, lots of theoretical schemes have been proposed to generate W states in different systems via different techniques [7–14]. There are two techniques famous for their robustness against decoherence in proper conditions and have been widely used in QIP: one is named stimulated Raman scattering involving adiabatic passage (STIRAP) including their variants [15–19], and the other one is Quantum Zeno dynamics (QZD) [20–24]. Generally speaking, the adiabatic passage technique is robust against variations in the experimental parameters and atomic spontaneous emission. To restrain the influence of photon leakage on the fidelity, a widely used way is choosing parameters to reduce populations of the intermediate excited states. However, such operation inevitably increase the operation time. As is known to all, using adiabatic technique (we name it “adiabatic scheme” for short in this paper) asks for an adiabatic condition that the change of a system's Hamiltonian in time is managed to be slow to make sure each of the eigenstates of the system evolves along itself. Using QZD method, by contrast, might be faster than using adiabatic passage. But that depends, especially in multiparticle systems. Usually, in a scheme based on QZD (we name it “Zeno scheme” for short in this paper), we consider the system's Hamiltonian as $H = H_{obs} + KH_{meas}$, where H_{obs} is the Hamiltonian of the quantum system investigated, K is the coupling constant, and H_{meas} is viewed as an additional interaction Hamiltonian performing the measurement. When $K \rightarrow \infty$, the system's effective Hamiltonian is approximated as $H_Z = \sum_n (K\xi_n P_n + P_n H_{obs} P_n)$, where P_n is the n th eigenvalue projection of H_{meas} with eigenvalue ξ_n . Similar to the adiabatic passage, there is also a limited condition in a Zeno scheme that limits the system's speed: the Zeno condition $K \rightarrow \infty$. It has been confirmed by lots of schemes that using QZD for QIP is usually robust against photon leakage but sensitive to the atomic spontaneous emission. Therefore, in order to restrain the influence of atomic spontaneous emission, some researchers introduced detunings between the atomic transitions to decrease the population of atomic excited states. That also inevitably increases the operation time. In addition, the operation time required in a scheme via QZD always needs to be controlled accurately, which increases the difficulty to realize the scheme in experiment. As we know, the operation time for a method is the shorter the better, otherwise, the method may be useless because the dissipation caused by decoherence, noise, and losses on the target state increases with the increasing of the interaction time. Many experiments also desire fast and robust theoretical methods because high repetition rates contribute to the achievement of better signal-to-noise ratios and better accuracy.

Therefore, fast and noise-resistant generation of entangled states becomes a research hotspot in recent years, especially, after the technique named “Shortcuts to adiabatic passage” (STAP) [25, 26] was proposed. This technique is related to adiabatic passage but successfully breaks the limit of the adiabatic condition. It describes a fast adiabatic-like process which is not really adiabatic but leading to the same final populations with adiabatic process. Newly, STAP has shown its charm in theory and experiment [27–55]. In 2014, by using transitionless tracking algorithm under large detuning condition, Lu *et al.*

* E-mail: xia-208@163.com

† E-mail: jsong@hit.edu.cn

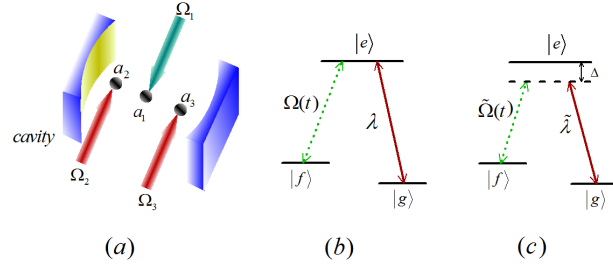


FIG. 1: (a) The experimental set-up diagram. (b) The atomic level configuration for traditional schemes (STIRAP and QZD). (c) The atomic level configuration for APF system.

proposed an effective scheme to implement fast populations transfer and fast maximum entanglement preparation between two atoms in a cavity [30]. The idea inspires that using some traditional methods to approximate a complicated Hamiltonian into an effective and simple one first, then constructing shortcuts for the effective Hamiltonian might be a promising method to speed up a system. Soon after that, Chen *et al.* first combined invariant-based inverse engineering with Zeno subspaces to construct shortcuts to perform fast and noise-resistant populations transfer for multiparticle systems [29]. In their method, they demonstrated that besides constructing STAP, slightly broking down the Zeno condition under certain conditions is another simple way to speed up the evolution. Soon after that, similar ideas with slightly breaking the Zeno condition down are rapidly used to perform fast and noise-resistant QIP [32, 33, 56–58].

Motivated by the above analysis, we discuss how to construct STAP to rapidly generate W states by using the approach of “transitionless tracking algorithm” in cavity QED systems. Different from ref. [32] which proposed a method through combining Lewis-Riesenfeld theory and Zeno subspaces to generate a N -atom W state by $N + 1$ atoms, we do not need to abandon any atoms. An N -atom W is fast generated directly by N atoms in one step. In order to explain the charm by using STAP to generate W states, we first give a brief description about generation of W states via two traditional methods (STIRAP and QZD). Then, we propose the scheme by using transitionless tracking algorithm in detail. The comparison among these three schemes demonstrates that the shortcut scheme is not only faster than the adiabatic one, and more robust against operational imperfection than the Zeno one. What is more, this method might be promising when it comes to generation of multi-level and multi-qubit entangled states, i.e., the singlet states.

The rest of the paper is organized as follows. In section II, we give the model of atom-cavity system and introduce two schemes to generate W states via traditional adiabatic method and Zeno method. Then in section III, we use the transitionless-based shortcuts method to propose a fast and noise-resistant scheme to generate W states. The conclusion is derived in section IV.

II. THEORETICAL GENERATION OF W STATES IN A THREE-ATOM SYSTEM

For simplicity, we assume that three Λ -type atoms (a_1, a_2, a_3) are trapped in a cavity (c) as shown in Figs. 1 (a) and (b), each atom has an excited state $|e\rangle$ and two ground states $|f\rangle$ and $|g\rangle$. Atomic transition $|f\rangle \leftrightarrow |e\rangle$ is resonantly driven by classical field $\Omega(t)$, and the transition $|g\rangle \leftrightarrow |e\rangle$ is coupled resonantly to the cavity with coupling λ . Under the rotating-wave approximation (RWA), the interaction Hamiltonian for this system reads

$$H_I = \sum_{k=1}^3 \Omega_k(t) |e\rangle_k \langle f| + \lambda_k a |e\rangle_k \langle g| + H.c., \quad (1)$$

where a is the annihilation operator of the cavity. We assume the initial state of the system is $|f, g, g\rangle_{1,2,3}|0\rangle_c$, the system will evolve within a single-excitation subspace \forall spanned by:

$$\begin{aligned} |\psi_1\rangle &= |f, g, g\rangle_{1,2,3}|0\rangle_c, \\ |\psi_2\rangle &= |e, g, g\rangle_{1,2,3}|0\rangle_c, \\ |\psi_3\rangle &= |g, g, g\rangle_{1,2,3}|1\rangle_c, \\ |\psi_4\rangle &= |g, e, g\rangle_{1,2,3}|0\rangle_c, \\ |\psi_5\rangle &= |g, f, g\rangle_{1,2,3}|0\rangle_c, \\ |\psi_6\rangle &= |g, g, e\rangle_{1,2,3}|0\rangle_c, \\ |\psi_7\rangle &= |g, g, f\rangle_{1,2,3}|0\rangle_c. \end{aligned} \quad (2)$$

Here it is worth noting that in a natural case, the atoms are usually in the same state initially, i.e., the steady state $|g\rangle$. So, it is necessary to prepare the initial state $|\psi_1\rangle$ before implementing the scheme. That is, a population transfer $|g\rangle_1 \rightarrow |f\rangle_1$ is imperative before the scheme. Fortunately, such operation is not hard to be realized. π pulse, stimulated Raman adiabatic passage, large detuning dynamics, and many other techniques are applicable to transfer population from $|g\rangle_1$ to $|f\rangle_1$. Therefore,

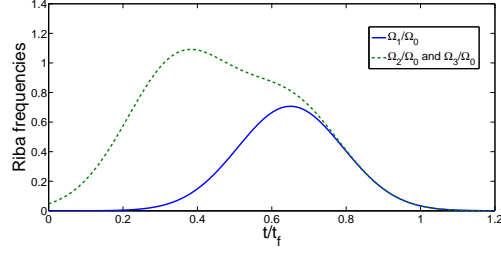


FIG. 2: Dependence on t/t_f of Ω_1/Ω_0 and Ω_s/Ω_0 .

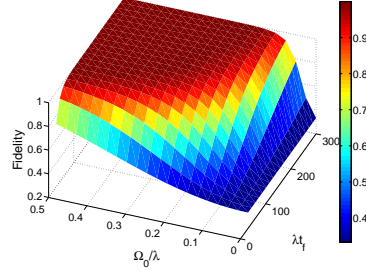


FIG. 3: The fidelity of the W state generated via STIRAP versus Ω_0/λ and λt_f .

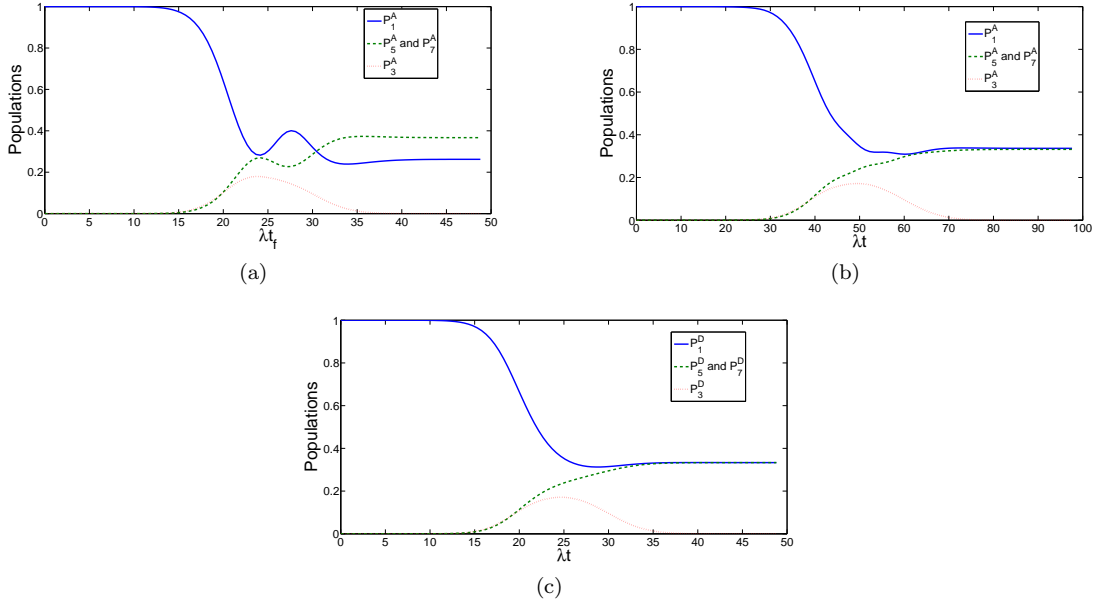


FIG. 4: The time evolution of the populations for states $|\psi_1\rangle$, $|\psi_3\rangle$, $|\psi_5\rangle$, and $|\psi_7\rangle$ via STIRAP in different cases ((a) and (b) are plotted through relation $P_m^A = |\langle\psi_m|\rho|\psi_m\rangle|$, (c) is plotted through relation $P_m^D = |\langle\psi_m|\Psi_0\rangle|^2$ ($m = 1, 3, 5, 7$)): (a) when $\Omega_0 = \lambda$ and $t_f = 40/\lambda$, (b) when $\Omega_0 = \lambda$ and $t_f = 80/\lambda$, (c) when $\Omega_0 = \lambda$ and $t_f = 40/\lambda$.

in subspace \forall , the interaction Hamiltonian is simplified as (we set $\lambda_k = \lambda$ to be constant coupling coefficients)

$$\begin{aligned} H_0 &= H_{al} + H_{ac}, \\ H_{al} &= \Omega_1|\psi_2\rangle\langle\psi_1| + \Omega_2|\psi_4\rangle\langle\psi_5| + \Omega_3|\psi_6\rangle\langle\psi_7| + H.c., \\ H_{ac} &= \lambda(|\psi_2\rangle + |\psi_4\rangle + |\psi_6\rangle)\langle\psi_3| + H.c.. \end{aligned} \quad (3)$$

For the sake of clearness, we will describe two traditional different methods (STIRAP and QZD) to generate W states in brief.

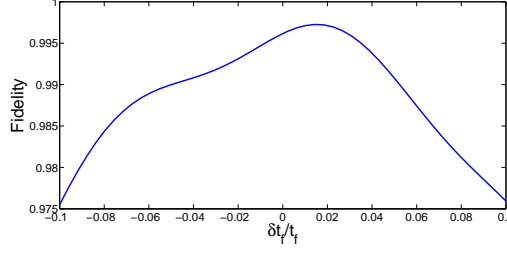


FIG. 5: The fidelity of the W state generated via QZD versus the variations of t_f .

A. Based on STIRAP

For the Hamiltonian in eq. (3) in the single-excitation subspace, we easily find a dark state

$$|\Psi_0(t)\rangle = \frac{1}{\sqrt{N_D}} \left(\frac{|\psi_1\rangle}{\Omega_1} + \frac{|\psi_5\rangle}{\Omega_2} + \frac{|\psi_7\rangle}{\Omega_3} - \frac{|\psi_3\rangle}{\lambda} \right), \quad (4)$$

where $N_D = (\frac{1}{\Omega_1})^2 + (\frac{1}{\Omega_2})^2 + (\frac{1}{\Omega_3})^2 + (\frac{1}{\lambda})^2$ is the normalization coefficient. If we choose $\Omega_2, \Omega_3, \lambda \gg \Omega_1$ at first and make sure that the adiabatic condition $|\langle \Psi_0 | \partial_t \Psi_n \rangle| \ll |\xi_n|$ is satisfied, where $|\Psi_n\rangle$ is the n th eigenstate with nonzero eigenvalue ξ_n , the initial state $|\psi_1\rangle = |\Psi_0(0)\rangle$ will follow $|\Psi_0(t)\rangle$ closely. Then, we slowly decrease Ω_2 and Ω_3 while increase Ω_1 until $\Omega_1 = \Omega_2 = \Omega_3 \ll \lambda$ at time t_f . Accordingly, the dark state becomes $|\Psi_0(t_f)\rangle = \frac{1}{\sqrt{3}}(|\psi_1\rangle + |\psi_5\rangle + |\psi_7\rangle)$ which is the W state. As shown in Fig. 2, to complete this process, we choose the Rabi frequencies as (we set $\Omega_2 = \Omega_3 = \Omega_s$)

$$\begin{aligned} \Omega_1 &= \sin \alpha \Omega_0 \exp\left[\frac{-(t - t_0 - t_f/2)^2}{t_c^2}\right], \\ \Omega_s &= \Omega_0 \exp\left[\frac{-(t + t_0 - t_f/2)^2}{t_c^2}\right] \\ &\quad + \cos \alpha \Omega_0 \exp\left[\frac{-(t - t_0 - t_f/2)^2}{t_c^2}\right], \end{aligned} \quad (5)$$

where Ω_0 is the amplitude and $\{t_0, t_c\}$ are related parameters. To meet the conditions mentioned above, we choose $\tan \alpha = 1$, $t_0 = 0.15t_f$, and $t_c = 0.2t_f$. Generally speaking, the adiabatic condition is satisfied better with a relatively large Ω_0 because the nonzero eigenvalue ξ_n is proportional to Ω_0 . Fig. 3 shows the fidelity of the W state in adiabatic scheme versus the interaction time t_f and Ω_0 . The fidelity F for any target state $|\psi\rangle$ is given through the relation $F = |\langle \psi | \rho | \psi \rangle|$, where ρ is the density operator given through $\dot{\rho} = i[\rho, H]$. As shown in Fig. 3, the fidelity is getting higher with both the increases of Ω_0 and t_f . It seems that when $\Omega_0 \times t_f \geq 40$, a high-fidelity W state is achievable. That means when Ω_0 is large enough, we also can create a W state in a short interaction time via adiabatic passage. But further investigation tells us that the system's evolution is far different from adiabatic dark-state evolution with a relatively large Ω_0 and a short interaction time t_f . Fig. 4 (a) shows the time-dependent populations for states $\{|\psi_1\rangle, |\psi_5\rangle, |\psi_7\rangle, |\psi_3\rangle\}$ when $\Omega_0 = \lambda$ and $t_f = 40/\lambda$, Fig. 4 (b) shows the time-dependent populations for states $\{|\psi_1\rangle, |\psi_5\rangle, |\psi_7\rangle, |\psi_3\rangle\}$ when $\Omega_0 = \lambda$ and $t_f = 80/\lambda$, and Fig. 4 (c) shows time-dependent evolution of the dark state $|\Psi_0(t)\rangle$. The comparison of these three figures draws a result that even with a large Ω_0 , a relatively long interaction time is still necessary to make sure the controlling parameters change slowly enough to allow adiabatic passage from an initial state to a target state. In addition, because a relatively large Ω_0 might cause that the RWA is no longer effective for the system, and it also means a great population of state $|\psi_3\rangle$ including a cavity-excited state that makes the system sensitive to the cavity photon leakage, it is better to choose a relatively small Ω_0 and a long interaction time t_f for an adiabatic process.

B. Based on QZD

Before we start using QZD to create a three-atom W state, we set $\Omega_2 = \Omega_3 = \Omega_s$ and use two orthogonal vectors $|\mu_+\rangle = \frac{1}{\sqrt{2}}(|\psi_4\rangle + |\psi_6\rangle)$ and $|\mu_-\rangle = \frac{1}{\sqrt{2}}(|\psi_4\rangle - |\psi_6\rangle)$ to rewrite the Hamiltonian in eq. (3) as

$$\begin{aligned} H_{al} &= \Omega_1 |\psi_2\rangle \langle \psi_1| + \frac{\Omega_s}{\sqrt{2}} |\mu_+\rangle (\langle \psi_5| + \langle \psi_7|) \\ &\quad + \frac{\Omega_s}{\sqrt{2}} |\mu_-\rangle (\langle \psi_5| - \langle \psi_7|) + H.c., \\ H_{ac} &= \lambda (|\psi_2\rangle + \sqrt{2} |\mu_+\rangle) \langle \psi_3| + H.c. \end{aligned} \quad (6)$$

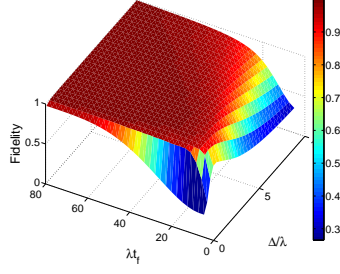


FIG. 6: The fidelity of the W state in the shortcut scheme versus the interaction time λt_f and the detuning Δ/λ in the shortcut scheme.

It is obvious that when the initial state is $|\psi_1\rangle$, the terms containing $|\mu_-\rangle$ are negligible because they are decoupled to the time evolution of initial state. Then, under the condition $\Omega_1, \Omega_s \ll \sqrt{3}\lambda$ (Zeno condition), the subspace \mathcal{V} is split into three Zeno subspaces according to the degeneracy of eigenvalues of H_{ac} ,

$$\begin{aligned} Z_0 &= \{|\psi_1\rangle, |\psi_5\rangle, |\psi_7\rangle, |\phi_1\rangle\}, \\ Z_+ &= \{|\phi_2\rangle\}, \quad Z_- = \{|\phi_3\rangle\}. \end{aligned} \quad (7)$$

where

$$\begin{aligned} |\phi_1\rangle &= \frac{1}{\sqrt{3}}(-\sqrt{2}|\psi_2\rangle + |\mu_+\rangle), \\ |\phi_2\rangle &= \frac{1}{\sqrt{6}}(|\psi_2\rangle + \sqrt{3}|\psi_3\rangle + \sqrt{2}|\mu_+\rangle), \\ |\phi_3\rangle &= \frac{1}{\sqrt{6}}(|\psi_2\rangle - \sqrt{3}|\psi_3\rangle + \sqrt{2}|\mu_+\rangle), \end{aligned} \quad (8)$$

corresponding eigenvalues $\varepsilon_1 = 0$, $\varepsilon_2 = \sqrt{3}\lambda$, and $\varepsilon_3 = -\sqrt{3}\lambda$. Under the Zeno condition, we obtain the effective Hamiltonian governing the evolution

$$H_Z = -\frac{\sqrt{2}\Omega_1}{\sqrt{3}}|\phi_1\rangle\langle\psi_1| + \frac{\Omega_s}{\sqrt{3}}|\phi_1\rangle\langle\zeta| + H.c., \quad (9)$$

where $|\zeta\rangle = \frac{1}{\sqrt{2}}(|\psi_5\rangle + |\psi_7\rangle)$. When Ω_1 and Ω_s are constant parameters, the general evolution of eq. (9) by solving the Schrödinger equation $i\partial_t|\psi(t)\rangle = H_Z|\psi(t)\rangle$ in time t is

$$\begin{aligned} |\psi(t)\rangle &= \frac{\Omega_s^2 + 2\Omega_1^2 \cos \beta t}{3\beta^2}|\psi_1\rangle + \frac{i\Omega_1 \sin \beta t}{\sqrt{3}\beta}|\phi_1\rangle \\ &\quad + \frac{\sqrt{2}\Omega_1\Omega_s - \sqrt{2}\Omega_1\Omega_s \cos \beta t}{3\beta^2}|\zeta\rangle, \end{aligned} \quad (10)$$

where $\beta = \sqrt{\frac{2\Omega_1^2 + \Omega_s^2}{3}}$. By choosing $\Omega_s = (1 \pm \sqrt{3})\Omega_1$ and $t = t_f = \frac{\pi}{\beta}$, the final state becomes $|\psi(t_f)\rangle = \frac{1}{\sqrt{3}}(|\psi_1\rangle + |\psi_5\rangle + |\psi_7\rangle)$ which is the W state.

In general, the interaction time required in a Zeno scheme is shorter than that in an adiabatic scheme. For example, in the present scheme, when we choose relatively large laser pulses, i.e., $\Omega_1 = 0.05\lambda$, the interaction time in the Zeno scheme is only about $t_f = \pi/\delta \approx 35.4/\lambda$. However, it is well known that the interaction time should be controlled accurately in a scheme via QZD. We plot the fidelity of the W state in Zeno scheme versus the variation in t_f in Fig. 5. Here we define $\delta x = x' - x$ as the deviation of any parameter x , where x' is the actual value and x is the ideal value. It is clear that a deviation $|\delta t_f/t_f| = 10\%$ causes a reduction about 3% in the fidelity, which shows the scheme is sensitive to the variation of the interaction time. In experiment, if we choose a related parameter $\lambda = 1\text{GHz}$, the required interaction time is $t_f = 3.54 \times 10^{-8}\text{s}$. That means, the experimental researchers should accurately control the interaction time to ensure the deviation in t_f is less than $|\delta t_f| = 3.54 \times 10^{-9}\text{s}$. That is really a challenge in the current experimental technology. Moreover, known from eq. (10), the intermediate state $|\phi_1\rangle$ including atomic-excited states would be greatly populated during the evolution if Ω_1 is too large, and that might make the system sensitive to the spontaneous emission.

III. USING STAP TO FAST GENERATE A W STATE

Different from the two methods (adiabatic scheme and Zeno scheme) mentioned above, we start from finding a Hamiltonian $H(t)$ which is related to $H_0(t)$ to fast generate a W state via STAP. The key point to construct shortcuts for a system governed

by $H_0(t)$ is to find out a Hamiltonian $H(t)$ which drives the instantaneous eigenstates $\{|\Psi_m\rangle\}$ ($m = 0, 1, 2, 3, 4$) of $H_0(t)$ exactly. Known from Berry's general transitionless tracking algorithm [59], the Hamiltonian $H(t)$ can be reverse engineered from $H_0(t)$. And disregarding the effect of phases, the simplest Hamiltonian $H(t)$ is derived in form of

$$H(t) = i \sum_{m=0}^4 |\partial_t \Psi_m\rangle \langle \Psi_m|. \quad (11)$$

However, it seems impossible to directly design such Hamiltonian from $H_0(t)$ according to eq. (3) because the eigenstates $\{|\Psi_m\rangle\}$ given by solving the intrinsic equation $H_0|\Psi_m(t)\rangle = E_m(t)|\Psi_m(t)\rangle$ are very complex such that mathematically solving eq. (11) seems an outstanding challenge. So here we make a limiting condition $\Omega_1, \Omega_2, \Omega_3 \ll \lambda$ to simplify the calculation. Under this condition, by substituting the instantaneous eigenstates $\{|\Psi_m\rangle\}$ of H_0 in eq. (3) into eq. (11), we obtain the Hamiltonian that exactly drives the eigenstates of $H_Z(t)$

$$\begin{aligned} H(t) &= i \sum_{m=0}^4 |\partial_t \Psi_m\rangle \langle \Psi_m| \\ &= -i\dot{\theta}|\zeta\rangle \langle \psi_1| + H.c., \end{aligned} \quad (12)$$

where $\theta = \arctan \frac{\sqrt{2}\Omega_1}{\Omega_s}$, $\Omega_s = \Omega_2 = \Omega_3$, and $|\zeta\rangle = \frac{1}{\sqrt{2}}(|\psi_5\rangle + |\psi_7\rangle)$. Obviously, there is no way to directly apply a pulse between the state $|\psi_1\rangle$ and $|\zeta\rangle$. So, to realize such a Hamiltonian, we need to find out an alternative physically feasible (APF) system whose effective Hamiltonian is equivalent to $H(t)$. The model of the APF system is the same as that in Fig. 1 (a). The difference happens in the atomic level configuration as shown in Fig. 1 (c), each atom also has three levels $|f\rangle$, $|g\rangle$, and $|e\rangle$. The transition $|f\rangle \leftrightarrow |e\rangle$ is non-resonantly driven by classical field with time-dependent Rabi frequency $\tilde{\Omega}(t)$ and detuning Δ . The transition $|g\rangle \leftrightarrow |e\rangle$ is coupled non-resonantly to the cavity with coupling $\tilde{\lambda}$ and detuning Δ . Similar to the transformation from eq. (3) to eq. (6), the interaction Hamiltonian in the subspace \forall (the single-excitation subspace for this model is also spanned by eq. (2)) for the present model can be described as (we set $\tilde{\Omega}_2 = \tilde{\Omega}_3 = \tilde{\Omega}_s$ and $\tilde{\lambda}_1 = \tilde{\lambda}_2 = \tilde{\lambda}_3 = \tilde{\lambda}$)

$$\begin{aligned} \tilde{H}_0 &= \tilde{H}_{al} + \tilde{H}_{ac} + \tilde{H}_e, \\ \tilde{H}_{al} &= \tilde{\Omega}_1|\psi_2\rangle \langle \psi_1| + \frac{\tilde{\Omega}_s}{\sqrt{2}}|\mu_+\rangle (\langle \psi_5| + \langle \psi_7|) \\ &\quad + \frac{\tilde{\Omega}_s}{\sqrt{2}}|\mu_-\rangle (\langle \psi_5| - \langle \psi_7|) + H.c., \\ \tilde{H}_{ac} &= H_{ac} = \lambda(|\psi_2\rangle + \sqrt{2}|\mu_+\rangle) \langle \psi_3| + H.c., \\ \tilde{H}_e &= \Delta|\psi_2\rangle \langle \psi_2| + \Delta|\mu_+\rangle \langle \mu_+| + \Delta|\mu_-\rangle \langle \mu_-|. \end{aligned} \quad (13)$$

The terms including $|\mu_-\rangle$ are also neglected because they are decoupled to the time evolution of initial state when the initial state is set as $|\psi_1\rangle$. Using the eigenstates of \tilde{H}_{ac} to rewrite this Hamiltonian and performing the unitary transformation $U = e^{-i\tilde{H}_{ac}t}$, we obtain

$$\begin{aligned} \tilde{H}_{al}^{re} &= \tilde{\Omega}_1(-\frac{\sqrt{2}}{\sqrt{3}}|\phi_1\rangle + \frac{1}{\sqrt{6}}e^{i\epsilon_2 t}|\phi_2\rangle + \frac{1}{\sqrt{6}}e^{i\epsilon_3 t}|\phi_3\rangle) \langle \psi_1| \\ &\quad + \tilde{\Omega}_s(\frac{\sqrt{1}}{\sqrt{3}}|\phi_1\rangle + \frac{1}{\sqrt{3}}e^{i\epsilon_2 t}|\phi_2\rangle + \frac{1}{\sqrt{3}}e^{i\epsilon_3 t}|\phi_3\rangle) \langle \zeta| + H.c., \\ \tilde{H}_e^{re} &= \Delta|\phi_1\rangle \langle \phi_1| + \frac{\Delta}{2}(|\phi_2\rangle + |\phi_3\rangle)(\langle \phi_2| + \langle \phi_3|). \end{aligned} \quad (14)$$

Consider $\epsilon_2, \epsilon_3 \gg \tilde{\Omega}_1/\sqrt{6}, \tilde{\Omega}_s/\sqrt{3}$, we neglect terms containing high oscillating frequencies and terms decoupled to the time evolution of initial state. Then we obtain an effective Hamiltonian

$$\begin{aligned} \tilde{H}_Z &= (-\frac{\sqrt{2}\tilde{\Omega}_1}{\sqrt{3}}|\phi_1\rangle \langle \psi_1| + \frac{\tilde{\Omega}_s}{\sqrt{3}}|\phi_1\rangle \langle \zeta| + H.c.) \\ &\quad + \Delta|\phi_1\rangle \langle \phi_1|. \end{aligned} \quad (15)$$

Then by adiabatically eliminating the state $|\phi_1\rangle$ under large detuning condition $\frac{\sqrt{2}\tilde{\Omega}_1}{\sqrt{3}}, \frac{\tilde{\Omega}_s}{\sqrt{3}} \ll \Delta$, we obtain an effective Hamiltonian

$$\begin{aligned} H_{eff} &= -\frac{2|\tilde{\Omega}_1|^2}{3\Delta}|\psi_1\rangle \langle \psi_1| - \frac{|\tilde{\Omega}_s|^2}{3\Delta}|\zeta\rangle \langle \zeta| \\ &\quad + (\frac{\sqrt{2}\tilde{\Omega}_1\tilde{\Omega}_s^*}{3\Delta}|\zeta\rangle \langle \psi_1| + \frac{\sqrt{2}\tilde{\Omega}_1^*\tilde{\Omega}_s}{3\Delta}|\psi_1\rangle \langle \zeta|). \end{aligned} \quad (16)$$

When we choose $\tilde{\Omega}_s = \tilde{\Omega}_x$ and $\tilde{\Omega}_1 = -\frac{i\tilde{\Omega}_x}{\sqrt{2}}$ (here $\tilde{\Omega}_x$ is a real number),

$$\begin{aligned} H_{eff} &= -\tilde{\Omega}|\psi_1\rangle\langle\psi_1| - \tilde{\Omega}|\zeta\rangle\langle\zeta| + (-i\tilde{\Omega}|\zeta\rangle\langle\psi_1| + H.c.) \\ &= -\tilde{\Omega} \cdot I + (-i\tilde{\Omega}|\zeta\rangle\langle\psi_1| + H.c.) \end{aligned} \quad (17)$$

where $\tilde{\Omega} = \frac{\tilde{\Omega}_x^2}{3\Delta}$. It is not hard to find, the first term in eq. (17) only affects the global phase for the dynamics governed by H_{eff} . So, in fact, we can directly take off the first term and further simplify the Hamiltonian as $H_{eff} = -i\tilde{\Omega}|\zeta\rangle\langle\psi_1| + H.c.$ when we pay no attention to the global phase. That means, as long as $\tilde{\Omega} = \dot{\theta}$ and $H_{eff}(t) = H(t)$; the Hamiltonian for speeding up the adiabatic dark-state evolution governed by H_0 under condition $\tilde{\Omega}_1, \tilde{\Omega}_s \ll \sqrt{3}\lambda, \sqrt{3}\Delta$ has been constructed. As we mentioned above, to create a three-atom W state by adiabatic dark-state evolution, the Riba frequencies Ω_1 and Ω_s can be chosen in the form in eq. (5). Hence, Ω_x is given

$$\tilde{\Omega}_x = \sqrt{3\Delta\dot{\theta}} = \sqrt{\frac{\sqrt{2}\Delta(\dot{\Omega}_1\Omega_s - \dot{\Omega}_s\Omega_1)}{\beta^2}}. \quad (18)$$

If we set $t' = \frac{t}{t_f}$, according to eq. (5) we can obtain two dimensionless parameters

$$\begin{aligned} y_1 &= \frac{t't_f - t_0 - 0.5t_f}{t_c}, \\ y_2 &= \frac{t't_f + t_0 - 0.5t_f}{t_c}. \end{aligned} \quad (19)$$

Therefore, putting eqs. (7) and (19) into eq. (18), we obtain

$$\tilde{\Omega}_x = \sqrt{\frac{6\sqrt{2}\Delta G^2}{t_f}}, \quad (20)$$

where

$$G = \sqrt{-\frac{y_1\Omega_1\Omega_2 - \Omega_1\Omega_0(y_2e^{-y_2^2} + \cos\alpha y_1e^{-y_1^2})}{2\Omega_1^2 + \Omega_s^2}}, \quad (21)$$

is a dimensionless wave function. A brief analysis of G tells us that the amplitude of G is close to 1. That is, the amplitude of $\tilde{\Omega}_x$ is mainly dominated by $\nu = \sqrt{\frac{6\sqrt{2}\Delta}{t_f}}$. According to the limited conditions above, we have

$$\begin{aligned} \sqrt{\frac{6\sqrt{2}\Delta}{t_f}} &\ll \sqrt{3}\lambda \Rightarrow t_f \gg \frac{2\sqrt{2}\Delta}{\lambda^2}, \\ \sqrt{\frac{6\sqrt{2}\Delta}{t_f}} &\ll \sqrt{3}\Delta \Rightarrow t_f \gg \frac{2\sqrt{2}}{\Delta}. \end{aligned} \quad (22)$$

When λ is a constant value, under the premise that the interaction time t_f is short, to meet the first condition in eq. (22), it is better to choose a smaller Δ , while to meet the second condition, a larger Δ is required. This is also demonstrated in Fig. 6 which shows the fidelity of the W state in the shortcut scheme versus parameters λt_f and Δ/λ . We can find, too small or too large Δ cause a long operation time for the scheme. Then, we choose a set of suitable parameters $\{\Delta = 3\lambda, t_f = 35/\lambda\}$ for the scheme. As shown in Fig. 7 (a), with these parameters, we can achieve a perfect populations transfer after very slightly correcting a related parameter ($\tilde{\Omega}_1 \rightarrow 1.04\tilde{\Omega}_1$) by numerical simulation. The parameter should be slightly corrected because speeding up the evolution needs to slightly broke the Zeno condition, and that cause a slight failure of the approximation. We plot the time evolution of the populations in intermediate states $|\psi_3\rangle$ and $|\phi_1\rangle$ in Fig. 7 (b) to prove this operation is necessary. In the figure, the state $|\psi_3\rangle$ should have been neglected is slightly populated (the Zeno condition is slightly broken) while the state $|\phi_1\rangle$ is negligible (the second condition in eq. (22) is fulfilled). We give a comparison of the fidelities via these three different methods in Fig. 7 (c). Contrasting with the Zeno method, the advantage of the present shortcut method is obvious: the shortcut scheme is more robust against operational imperfection than the Zeno one, especially, it is not necessary to control the interaction time accurately. As demonstrated in Fig. 8, the fidelity almost keeps unchanging with the variation δT , where $T = 40/\lambda$ is the total operation time chosen to complete the scheme, and a deviation $|\delta\nu/\nu| = 5\%$ which means the variation in the amplitude of $\tilde{\Omega}_x$ only causes a reduction about 1% in the fidelity.

Now, we will check the robustness of the shortcut scheme against possible mechanisms of decoherence. The evolution of the system can be modeled by a master equation in Lindblad form when the decoherence is considered,

$$\dot{\rho} = i[\rho, \tilde{H}_0] + \sum_k [L_k \rho L_k^\dagger - \frac{1}{2}(L_k^\dagger L_k \rho + \rho L_k^\dagger L_k)], \quad (23)$$

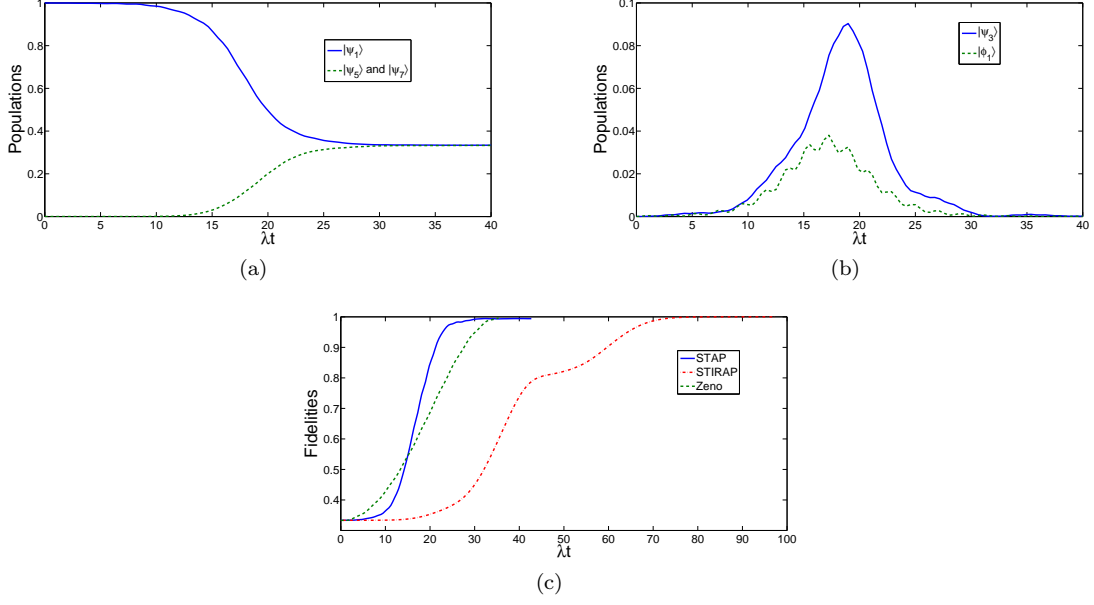


FIG. 7: (a) Time evolution of the populations for the states $|\psi_1\rangle$, $|\psi_5\rangle$ and $|\psi_7\rangle$ with $\{t_f = 35/\lambda, \delta = 3\lambda\}$. (b) Time evolution of the populations for the intermediate states $|\psi_3\rangle$ and $|\phi_1\rangle$ with $\{t_f = 35/\lambda, \delta = 3\lambda\}$. (c) The comparison between the fidelities of the three schemes, the blue solid curve representing the shortcut scheme is plotted with $\{t_f = 35/\lambda, \delta = 3\lambda\}$, the red dash-dot curve representing the adiabatic scheme is plotted with $\{t_f = 80/\lambda, \Omega_0 = \lambda\}$, and the green dash curve representing the Zeno scheme is plotted with $\{t_f \approx 35.4/\lambda, \Omega_1 = 0.05\lambda\}$.

where ρ is the density operator for the whole system and L_k are the Lindblad operators. For the shortcut scheme, there are seven lindblad operators governing the dissipation:

$$\begin{aligned} L_1^a &= \sqrt{\gamma_1}|f\rangle_1\langle e|, & L_2^a &= \sqrt{\gamma_2}|g\rangle_1\langle e|, \\ L_3^a &= \sqrt{\gamma_3}|f\rangle_2\langle e|, & L_4^a &= \sqrt{\gamma_4}|g\rangle_2\langle e|, \\ L_5^a &= \sqrt{\gamma_5}|f\rangle_3\langle e|, & L_6^a &= \sqrt{\gamma_6}|g\rangle_3\langle e|, \\ L_7^c &= \sqrt{\kappa}a, \end{aligned} \quad (24)$$

where γ_m ($m = 1, 2, \dots, 6$) are the atomic spontaneous emissions and κ is the cavity decay. We set $\gamma_m = \gamma/2$ for simplicity. Then by numerically solving the master equation in eq. (24), we plot the fidelity of the W state in the shortcut scheme versus γ/λ and κ/λ in Fig. 9 (a). We can find that the shortcut scheme is more sensitive to the cavity decay than atomic spontaneous emissions with parameters $\{\Delta = 3\lambda, t_f = 35/\lambda\}$. The reason has been mentioned above that with this set of parameters, the Zeno condition is not satisfied faultlessly. So the states $|\phi_2\rangle$ and $|\phi_3\rangle$ containing cavity-excited state $|\psi_3\rangle$ are populated in a certain extent during the evolution. Furthermore, the parameters can be selected properly to restrain the cavity decay in the experiment according to eq. (22). For example, when we choose $\{\Delta = \lambda, t_f = 35\}$, the Zeno condition can be satisfied well. We plot Fig. 9 (b) depicting the fidelity of the W state governed by the APF Hamiltonian versus κ/λ and γ/λ when $\{\Delta = \lambda, t_f = 35\}$. It shows that the influence of cavity decay is restrained with these parameters. However, it is without doubt that the scheme is robust because the fidelity decreases slowly and even when $\gamma = \kappa = 0.1\lambda$, we still can create a W state with a high fidelity 91.12%.

This scheme can be easily generalized to generate N -atom W states. We assume N Λ -type atoms are trapped in a cavity. For the original Hamiltonian, the atomic level configuration of each atom is the same as that in Fig. 1 (a), and for the APF Hamiltonian, the atomic level configuration of each atom is the same as that in Fig. 1 (c). Suppose that the N atoms ‘see’ the same field, and spatial separation size of these atoms is much bigger than the wavelength of the emitted radiation, so the atomic dipole-dipole interaction can be omitted. In this case, the interaction Hamiltonian for the original Hamiltonian reads

$$H_I^N = \sum_{k=1}^N \Omega_k(t)|e\rangle_k\langle f| + \lambda_k a|e\rangle_k\langle g| + H.c., \quad (25)$$

and the APF Hamiltonian reads

$$\tilde{H}_I^N = \sum_{k=1}^N \Delta|e\rangle_k\langle e| + \tilde{\Omega}_k(t)|e\rangle_k\langle f| + \tilde{\lambda}_k a|e\rangle_k\langle g| + H.c.. \quad (26)$$

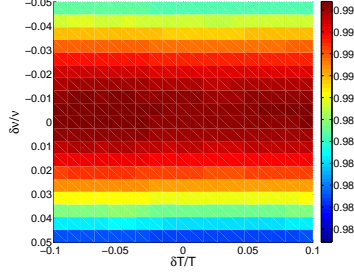


FIG. 8: The fidelity of the W state via STAP versus the variations of T and ν .

We consider that the initial state of the system is in $|f, g, g, \dots, g\rangle_{1,2,3,\dots,N}|0\rangle_c$. For the atom 1, the classical field drives the transition resonantly between the level $|f\rangle_1$ and $|e\rangle_1$ with the Rabi frequency Ω_1 . Then, atom 1 will emit a photon which will be absorbed by one of the other $N - 1$ atoms with the same probability when $\lambda_1 = \lambda_2 = \dots = \lambda_N = \lambda$. Therefore, the excited process of $N - 1$ atoms (in this part, the “ $N - 1$ atoms” means the atoms except the atom 1) can be described by the state $|\Psi_e\rangle = \frac{1}{\sqrt{N-1}}(|e, g, g, \dots, g\rangle + |g, e, g, \dots, g\rangle + |g, g, e, \dots, g\rangle + \dots + |g, g, g, \dots, e\rangle)_{2,3,4,\dots,N}$. Then, by setting $\Omega_2 = \Omega_3 = \dots = \Omega_N = \Omega_s$, the classical fields will drive the state $|\Psi_e\rangle$ to $|\Psi_f\rangle = \frac{1}{\sqrt{N-1}}(|f, g, g, \dots, g\rangle + |g, f, g, \dots, g\rangle + |g, g, f, \dots, g\rangle + \dots + |g, g, g, \dots, f\rangle)_{2,3,4,\dots,N}$. Hence, the single-excitation subspace could be spanned by

$$\begin{aligned} |\psi_1\rangle &= |f, g, g, \dots, g\rangle_{1,2,3,\dots,N}|0\rangle_c, \\ |\psi_2\rangle &= |e, g, g, \dots, g\rangle_{1,2,3,\dots,N}|0\rangle_c, \\ |\psi_3\rangle &= |g, g, g, \dots, g\rangle_{1,2,3,\dots,N}|1\rangle_c, \\ |\mu\rangle &= |g\rangle_1|\Psi_e\rangle|0\rangle_c, \\ |\zeta\rangle &= |g\rangle_1|\Psi_f\rangle|0\rangle_c. \end{aligned} \quad (27)$$

Meanwhile, the Hamiltonian in the single-excitation subspace can be written as

$$H_I^N = \Omega_1|\psi_2\rangle\langle\psi_1| + \Omega_s|\mu\rangle\langle\zeta| + \lambda(|\psi_2\rangle + \sqrt{N-1}|\mu\rangle)\langle\psi_3| + H.c. \quad (28)$$

Similarly, the APF Hamiltonian in the single-excitation subspace is

$$\begin{aligned} \tilde{H}_I^N &= \Delta(|\psi_2\rangle\langle\psi_2| + |\Psi_e\rangle\langle\Psi_e|) \\ &+ [\tilde{\Omega}_1|\psi_2\rangle\langle\psi_1| + \tilde{\Omega}_s|\mu\rangle\langle\zeta| + \lambda(|\psi_2\rangle + \sqrt{N-1}|\mu\rangle)\langle\psi_3| + H.c.]. \end{aligned} \quad (29)$$

Obviously, the Hamiltonians in eqs. (28) and (29) are in the same form with those in eqs. (6) and (13), respectively. Therefore, similar as above, under the condition $\Omega_1, \Omega_s, \tilde{\Omega}_1, \tilde{\Omega}_s \ll |\epsilon_{\pm}|$ and $\frac{\sqrt{N-1}}{\sqrt{N}}\tilde{\Omega}_1, \frac{1}{\sqrt{N}}\tilde{\Omega}_s \ll \Delta$, where $\epsilon_{\pm} = \pm\sqrt{N}\lambda$ are the nonzero eigenvalues of $H_{ac}^N = \lambda(|\psi_2 + \sqrt{N-1}|\mu\rangle)\langle\psi_3| + H.c.$, H_I^N and \tilde{H}_I^N will be approximated as $H_Z^N = -\frac{\sqrt{N-1}\Omega_1}{\sqrt{N}}|\phi_1\rangle\langle\psi_1| + \frac{\Omega_s}{\sqrt{N}}|\phi_1\rangle\langle\zeta| + H.c.$ and $\tilde{H}_Z^N = -\frac{(N-1)\tilde{\Omega}_1^2}{N\Delta}|\psi_1\rangle\langle\psi_1| - \frac{|\tilde{\Omega}_s|^2}{N\Delta}|\zeta\rangle\langle\zeta| + (\frac{\sqrt{N-1}\tilde{\Omega}_1\tilde{\Omega}_s^*}{N\Delta}|\zeta\rangle\langle\psi_1| + H.c.)$, respectively. By setting $\tilde{\Omega}_1 = -\frac{i\tilde{\Omega}_s}{\sqrt{N-1}}$ and $\tilde{\Omega}_2 = \tilde{\Omega}_3 = \dots = \tilde{\Omega}_N = \tilde{\Omega}_x$, the effective Hamiltonian which is equivalent to the counter-diabatic driving Hamiltonian of the original Hamiltonian will be achieved. Then, the shortcut can be constructed and the N -qubit W states can be rapidly generated.

In a real experiment, the cesium atoms which have been cooled and trapped in a small optical cavity in the strong-coupling regime [60, 61] can be used in this scheme. On the other hand, a set of cavity QED parameters $(\lambda, \gamma, \kappa)/2\pi = (750, 2.62, 3.5)$ MHz is predicted to be available in an optical cavity [62]. With these parameters, the fidelity of the W state in the shortcut scheme is 99.01%.

IV. CONCLUSION

In this paper, we have proposed a scheme to fast generate W states via transitionless-based shortcuts. In order to highlight the advantages of the present scheme, we have described two similar schemes based on STIRAP and QZD. The comparison among these three schemes demonstrates that the shortcut scheme is faster than the adiabatic one, and more robust against operational imperfection than the Zeno one. Numerical investigation also demonstrates the present scheme is robust against the decoherence caused by both atomic spontaneous emission and photon leakage. When it comes to the generation of N -atom W states, the only change is setting $\tilde{\Omega}_1 = -\frac{i\tilde{\Omega}_s}{\sqrt{N-1}}$ and $\tilde{\Omega}_2 = \tilde{\Omega}_3 = \dots = \tilde{\Omega}_N = \tilde{\Omega}_x$. Known from ref. [63], the Hamiltonian for a system with three four-level atoms trapped in a cavity also can be approximated into an effective Hamiltonian in form of eq. (9). For a similar model described in ref. [64], if the atomic transitions are non-resonant, one can also obtain an effective Hamiltonian in form of eq. (16). That means, with the same method in section III, a multi-qubit singlet state also can be fast generated. In

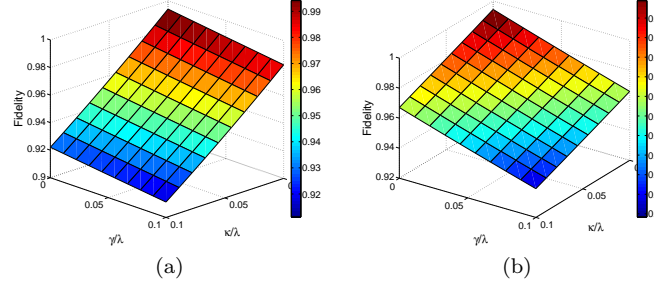


FIG. 9: Dependences on κ/λ and γ/λ of the fidelity of the W state governed by the APF Hamiltonian when (a) $t_f = 35/\lambda$ and $\Delta = 3\lambda$; (b) $t_f = 35/\lambda$ and $\Delta = \lambda$.

addition, the shortcut method might also show its glamour in other fields, for example, fast transfer of entanglement [32, 65] That demonstrates the present method has a wide rang of application in quantum information processing. This might lead to a useful step toward realizing fast and noise-resistant quantum information processing for multi-qubit systems in current technology.

V. ACKNOWLEDGMENTS

This work was supported by the National Natural Science Foundation of China under Grants No. 11575045 and No. 11374054, the Foundation of Ministry of Education of China under Grant No. 212085, and the Major State Basic Research Development Program of China under Grant No. 2012CB921601.

-
- [1] J. S. Bell, Physics (Lon Island City, NY) **1**, 195 (1965).
 - [2] D. M. Greenberger, M. A. Horne, A. Shimony, and A. Zeilinger, Am. J. Phys. **58**, 1131 (1990).
 - [3] A. K. Ekert, Phys. Rev. Lett. **67**, 661 (1991).
 - [4] N. Gisin and S. Massar, Phys. Rev. Lett. **79**, 2153 (1997).
 - [5] W. Dür, G. Vidal, and J. I. Cirac, Phys. Rev. A **62**, 062314 (2000).
 - [6] C. H. Bennett, G. Brassard, C. Crepeau, R. Jozsa, A. Peres, and W. K. Wootters, Phys. Rev. Lett. **70**, 1895 (1993).
 - [7] N. B. An, Phys. Lett. A **344**, 77 (2005).
 - [8] S. B. Zheng, J. Opt. B **7**, 10 (2005).
 - [9] J. Song, Y. Xia, and H. S. Song, J. Phys. B **40**, 4503 (2007).
 - [10] T. Bastin, C. Thiel, J. von Zanthier, L. Lamata, E. Solano, and G. S. Agarwal, Phys. Rev. Lett. **102**, 053601 (2009).
 - [11] X. W. Wang, G. J. Yang, Y. H. Su, and M. Xie, Quant. Info. Proc. **8**, 431 (2009).
 - [12] R. X. Chen and L. T. Shen, Phys. Lett. A **375**, 3840 (2011).
 - [13] M. Lu, Y. Xia, J. Song, and N. B. An, J. Opt. Soc. Am. B **30**, 2142 (2013).
 - [14] Y. H. Chen, Y. Xia, and J. Song, Quant. Info. Proc. **12**, 3771 (2013).
 - [15] M. P. Fewell, B. W. Shore, and K. Bergmann, Aust. J. Phys. **50**, 281 (1997).
 - [16] K. Bergmann, H. Theuer, and B. W. Shore, Rev. Mod. Phys. **70**, 1003 (1998).
 - [17] N. V. Vitanov, T. Halfmann, B. W. Shore, and K. Bergmann, Annu. Rev. Phys. Chem. **52**, 763 (2001).
 - [18] P. Král, I. Thanopoulos, and M. Shapiro, Rev. Mod. Phys. **79**, 53 (2007).
 - [19] L. B. Chen and W. Yang, Laser Phys. Lett. **11**, 105201 (2014).
 - [20] B. Misra and E. C. G. Sudarshan, J. Math. Phys. **18**, 756 (1977).
 - [21] W. M. Itano, D. J. Heinzen, J. J. Bollinger, and D. J. Wineland, Phys. Rev. A **41**, 2295 (1990).
 - [22] P. Kwiat, H. Weinfurter, T. Herzog, A. Zeilinger, and M. A. Kasevich, Phys. Rev. Lett. **74**, 4763 (1995).
 - [23] P. Facchi, V. Gorini, G. Marmo, S. Pascazio, and E. C. G. Sudarshan, Phys. Lett. A **275**, 12 (2000).
 - [24] P. Facchi and S. Pascazio, Phys. Rev. Lett. **89**, 080401 (2002).
 - [25] X. Chen, I. Lizuain, A. Ruschhaupt, D. Guéry-Odelin, and J. G. Muga, Phys. Rev. Lett. **105**, 123003 (2010).
 - [26] E. Torrontegui, S. Ibáñez, S. Martínez-Garaot, M. Modugno, A. del Campo, D. Gué-Odelin, A. Ruschhaupt, X. Chen, and J. G. Muga, Adv. Atom. Mol. Opt. Phys. **62**, 117 (2013).
 - [27] A. del Campo, Phys. Rev. Lett. **111**, 100502 (2013).
 - [28] S. Masuda and K. Nakamura, Phys. Rev. A **84**, 043434 (2011).
 - [29] Y. H. Chen, Y. Xia, Q. Q. Chen, and J. Song, Phys. Rev. A **89**, 033856 (2014).
 - [30] M. Lu, Y. Xia, L. T. Shen, J. Song, and N. B. An, Phys. Rev. A **89**, 012326 (2014).

- [31] M. Lu, Y. Xia, L. T. Shen, and J. Song, *Laser Phys.* **24**, 105201 (2014).
- [32] Y. H. Chen, Y. Xia, Q. Q. Chen, and J. Song, *Laser Phys. Lett.* **11**, 115201 (2014); *Phys. Rev. A* **91**, 012325 (2015).
- [33] Y. H. Chen, Y. Xia, J. Song, and Q. Q. Chen, *Sci. Rep* **5**, 15616 (2015).
- [34] S. Ibáñez, X. Chen, E. Torrontegui, J. G. Muga, and A. Ruschhaupt, *Phys. Rev. Lett.* **109**, 100403 (2012).
- [35] S. Martínez-Garaot, E. Torrontegui, X. Chen, and J. G. Muga, *Phys. Rev. A* **89**, 053408 (2014).
- [36] T. Opatrny and K. Mølmer, *New J. Phys.* **16**, 015025 (2014).
- [37] H. Saberi, T. Opatrny, K. Mølmer, and A. del Campo, *Phys. Rev. A* **90**, 060301(R) (2014).
- [38] S. Ibáñez, X. Chen, and J. G. Muga, *Phys. Rev. A* **87**, 043402 (2013).
- [39] E. Torrontegui, S. Martínez-Garaot, and J. G. Muga, *Phys. Rev. A* **89**, 043408 (2014).
- [40] B. T. Torosov, G. D. Valle, and S. Longhi, *Phys. Rev. A* **87**, 052502 (2013); **89**, 063412 (2014).
- [41] J. G. Muga, X. Chen, A. Ruschhaupt, and D. Guéry-Odelin, *J. Phys. B* **42**, 241001 (2009).
- [42] X. Chen, A. Ruschhaupt, S. Schmidt, A. del Campo, D. Guéry-Odelin, and J. G. Muga, *Phys. Rev. Lett.* **104**, 063002 (2010).
- [43] X. Chen and J. G. Muga, *Phys. Rev. A* **82**, 053403 (2010).
- [44] J. F. Schaff, P. Capuzzi, G. Labeyrie, and P. Vignolo, *New J. Phys.* **13**, 113017 (2011).
- [45] E. Torrontegui, S. Ibáñez, X. Chen, A. Ruschhaupt, D. Guéry-Odelin, and J. G. Muga, *Phys. Rev. A* **83**, 013415 (2011).
- [46] X. Chen, E. Torrontegui, D. Stefanatos, J. S. Li, and J. G. Muga, *Phys. Rev. A* **84**, 043415 (2011).
- [47] E. Torrontegui, X. Chen, M. Modugno, S. Schmidt, A. Ruschhaupt, and J. G. Muga, *New J. Phys.* **14**, 013031 (2012).
- [48] Y. Li, L. A. Wu, and Z. D. Wang, *Phys. Rev. A* **83**, 043804 (2011).
- [49] A. del Campo, *Phys. Rev. A* **84**, 031606(R) (2011); *Eur. Phys. Lett.* **96**, 60005 (2011).
- [50] A. Ruschhaupt, X. Chen, D. Alonso, and J. G. Muga, *New J. Phys.* **14**, 093040 (2012).
- [51] J. F. Schaff, X. L. Song, P. Vignolo, and G. Labeyrie, *Phys. Rev. A* **82**, 033430 (2010).
- [52] J. F. Schaff, X. L. Song, P. Capuzzi, P. Vignolo, and G. Labeyrie, *Eur. Phys. Lett.* **93**, 23001 (2011).
- [53] A. Walther, F. Ziesel, T. Ruster, S. T. Dawkins, K. Ott, M. Hettrich, K. Singer, F. Schmidt-Kaler, and U. Poschinger, *Phys. Rev. Lett.* **109**, 050502 (2012).
- [54] S. Y. Tseng and X. Chen, *Opt. Lett.* **37**, 5118 (2012).
- [55] X. Chen, E. Torrontegui, and J. G. Muga, *Phys. Rev. A* **83**, 062116 (2011).
- [56] L. C. Song, Y. Xia, and J. Song, *J. Mod. Opt.* **61**, 1290 (2014).
- [57] Y. Liang, S. L. Su, Q. C. Wu, X. Ji, and S. Zhang, *Opt. Exp.* **23**, 005064 (2015).
- [58] Y. Liang, Q. C. Wu, S. L. Su, and S. Zhang, *Phys. Rev. A* **91**, 032304 (2014).
- [59] M. B. Berry, *J. Phys. A* **42**, 365303 (2009).
- [60] J. Ye, D. M. Vernooy, and H. J. Kimble, *Phys. Rev. Lett.* **83**, 4987 (1999).
- [61] J. McKeever, J. R. Buck, A. D. Boozer, A. Kuzmich, H. C. Nagerl, D. M. Stamper-Kurn, and H. J. Kimble, *Phys. Rev. Lett.* **90**, 133602 (2003).
- [62] S. M. Spillane, T. J. Kippenberg, K. J. Vahala, K. W. Goh, E. Wilcut, and H. J. Kimble, *Phys. Rev. A* **71**, 013817 (2005).
- [63] X. Q. Shao, H. F. Wang, L. Chen, S. Zhang, Y. F. Zhao, and K. H. Yeon, *New J. Phys.* **12**, 023040 (2010).
- [64] Z. C. Shi, Y. Xia, J. Song, and H. S. Song, *Quant. Info. Proc.* **12**, 411 (2013).
- [65] T. Qiu and G. J. Yang, *Phys. Rev. A* **89**, 052312 (2014).