

DeepBox: Learning Objectness with Convolutional Networks

Weicheng Kuo Bharath Hariharan Jitendra Malik
University of California, Berkeley
{wckuo, bharath2, malik}@eecs.berkeley.edu

Abstract

Existing object proposal approaches use primarily bottom-up cues to rank proposals, while we believe that “objectness” is in fact a high level construct. We argue for a data-driven, semantic approach for ranking object proposals. Our framework, which we call DeepBox, uses convolutional neural networks (CNNs) to rerank proposals from a bottom-up method. We use a novel four-layer CNN architecture that is as good as much larger networks on the task of evaluating objectness while being much faster. We show that DeepBox significantly improves over the bottom-up ranking, achieving the same recall with 500 proposals as achieved by bottom-up methods with 2000. This improvement generalizes to categories the CNN has never seen before. Finally, DeepBox has a significant impact on the performance of the object detector, reducing by 40% the total time taken for detection.

1. Introduction

Object detection methods have moved from scanning window approaches [12] to ones based on bottom-up object proposals [14]. Bottom-up proposals [1] have two major advantages: one, by reducing the search space, they allow the usage of more sophisticated recognition machinery, and two, they localize the object well, taking this burden off the classifier.

Most object proposal methods rely on simple bottom-up grouping and saliency cues. The rationale for this is that this step should be reasonably fast and generally applicable to all object categories and that all one needs to capture is generic “grouping” and “saliency” cues. However, we believe that there is more to objectness than bottom-up grouping or saliency. For instance, many disparate object categories might share high-level structures (such as the limbs of animals and robots) and detecting such structures might hint towards the presence of objects. A proposal method that incorporates these and other such cues is likely to perform much better.

In this paper, we argue for a *semantic, data-driven* notion

of objectness. Our approach is to present a large database of images with annotated objects to a learning algorithm, and let the algorithm figure out what low-, mid- and high-level cues are most discriminative of objects. Following recent work on a range of recognition tasks [14, 15, 21], we use convolutional networks (CNNs) [22] for this task. Concretely, we train a CNN to rerank a large pool of object proposals produced by a bottom-up proposal method (we use Edge boxes [30] for most experiments in this paper). For ease of reference, we call our approach DeepBox. Figure 1 shows our framework.

We propose a lightweight four layer network architecture that significantly improves over bottom-up proposal methods in terms of ranking (26% relative improvement on AUC over Edge boxes on VOC 2007 [11]), while also being reasonably fast (2.5s per image¹). In fact, our network architecture is as effective as state-of-the-art classification networks on this task while being much faster. We also provide evidence that what our network learns is category-agnostic: our improvements generalize to categories that the CNN has not seen before (16% improvement over Edge boxes on COCO [23]). Our results suggest that a) there is indeed a generic, semantic notion of objectness beyond bottom-up saliency, and that b) this semantic notion of objectness can be learnt effectively by a lightweight CNN.

Finally, object proposals are just the first step in an object detection system, and the final evaluation of a proposal system is the impact it has on detection performance. We ran experiments where we used DeepBox to pick the top few proposals from a larger initial pool produced by Edge boxes [30]. R-CNN [14] on the 500 top rankers output by DeepBox achieves the same performance as R-CNN on the full initial pool (2000 proposals) while being 40% faster.

The rest of the paper is laid out as follows. In Section 2 we discuss related work. We describe our network architecture and training and testing procedures in Section 3. Experiments are detailed in Section 4 and we end with a discussion.

¹This can be further speeded up using SPP [16]

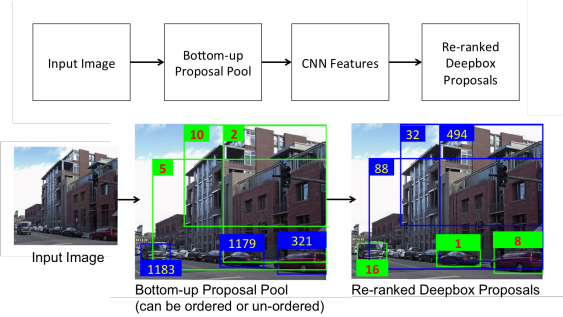


Figure 1. The DeepBox framework. Given any RGB image, we first generate bottom-up proposals and then rerank them using a CNN. High ranked boxes are shown in green and low ranked ones are blue. The number in each box is its ranking in the proposal pool. DeepBox corrects the ranking of Edge box, and ranks objects (the cars) higher than background (the building).

2. Related work

Russell et al. [25] were one of the first to propose using a category-independent method to propose putative objects. Their method involved sampling regions from multiple segmentations of the image. In the context of modern object detection methods, Alexe et al. [1] and Endres et al. [8] proposed using bottom-up object proposals as a first step in recognition. Selective search [29] computes hierarchical segmentations in multiple color spaces and uses regions from these hierarchies as object proposals. Expanding on the multiple segmentations idea, CPMC [5] uses multiple graph-cut based segmentations with multiple foreground seeds and multiple foreground biases to propose objects. A similar idea is used in GOP [20] which uses a much faster geodesic based segmentation instead of graph cuts. MCG [2] also uses multiple hierarchical segmentations from different scales of the image, but produces proposals by combinatorially grouping regions. Edge boxes [30] uses contour information instead of segments: bounding boxes which have fewer contours straggling the boundary of the box are considered more likely to be objects.

Many object proposal methods also include a ranking of the regions. This ranking is typically based on low level region features such as saliency [1], and is sometimes learnt [2, 5]. The sophistication of the ranking used depends on the regime one wants to operate in: MCG [2] for instance optimizes for the case when one wants a couple of thousand proposals, while CPMC [5] optimizes for a few hundred proposals. The latter case requires more complex ranking functions. Ranking is an essential part of our DeepBox framework. Multibox [10, 28] is a recent approach that tries to directly produce object proposals from images using a neural network. This approach requires setting several hyperparameters (such as an initial number of priors, which

can vary with the dataset) and additionally uses a complicated neural network architecture. In comparison, our architecture is quite lightweight and can be used out of the box to rerank any bottom-up proposals.

Finally, a more thorough treatment of bottom-up proposal methods and a complete evaluation of each was recently published by Hosang et al. [18, 17]. We direct the reader to that work for more details on the above methods.

3. Method

The pipeline consists of two steps: 1) Generate an initial pool of N bottom-up proposals. Our method is agnostic to the precise bottom-up proposal method. The main point of this step is to prune out the obviously unlikely windows so that DeepBox can focus on the hard negatives. 2) Rerank the proposals using scores obtained by the DeepBox network.

For datasets without many small objects (e.g. PASCAL), we often only need to re-rank the top 2000 proposals to obtain good enough recall. As shown by [30], increasing the number of Edge box proposals beyond 2000 lead to only marginal increase in recall. For more challenging datasets with small objects (e.g. MSCOCO), reranking more proposals continues to provide gains in recall beyond 2000 proposals.

3.1. Network Architecture

Denote by $conv(k, c, s)$ a convolutional layer with kernel size k , stride s and number of output channels c . Denote by $fc(c)$ a fully connected layer with number of outputs c . Then, our network architecture can be written down as follows:

$$conv(11, 96, 4) - conv(5, 256, 1) - fc(1024) - fc(2).$$

Each layer except the last is followed by a ReLU non-linearity. Note that our problem is a binary classification problem (object or not), so we only have two outputs. These outputs are passed through a softmax. Our input size is 140×140 .

We arrived on this architecture by starting from the architecture of [21] and gradually ablating it while trying to preserve performance. The original architecture gave an AUC on PASCAL VOC of 0.76(0.62) for IoU=0.5 (0.7). First, we changed the number of outputs of $fc6$ to 1024 with other things fixed and found that performance remained unchanged. Then we adjusted the input image crop from 227×227 of the network to 120×120 and observed that the AUC dropped 1.5 points for IoU=0.5 and 2.9 points for IoU=0.7 on PASCAL. These suggested that we could set the $fc6$ size to 1024 and input crop size to 120×120 without losing much. Next, we tried removing $fc6$ (drop: 2.3 points), $conv5$ (drop: 2.9 points), $conv5 + conv4$ (drop: 10.6 points) and $conv5 + conv4 + conv3$ layers (drop: 6.7 points). This last experiment meant that dropping all

of *conv5*, *conv4* and *conv3* was *better* than just dropping *conv5* and *conv4*. Being surprised by this performance gain, we stuck to that architecture and explored different input sizes for the net without the *conv5*, *conv4* and *conv3* layers. For an input size of 140×140 , we obtained a competitive AUC of 0.74 (for IoU=0.5) and 0.60 (for IoU=0.7) on PASCAL, or equivalently a 4.4 point drop against the baseline.

While we finalized this architecture on PASCAL for Edge boxes, we show in Section 4 that the same architecture works just as well for other datasets such as COCO [23] and for other proposal methods such as Selective Search [29] or MCG [2].

3.2. Training Procedure

3.2.1 Initialization

The first two convolutional layers were initialized using the publicly available Imagenet model [21]. This model was pretrained on 1000 Imagenet categories for the classification task. The *fc* layers are initialized randomly from Gaussian distribution with $\sigma = 0.01$. Our training procedure consists of two stages.

3.2.2 Training on Sliding Windows

First we generate negative windows by simple raster scanning. The sliding window step size is selected based on the box-searching strategy of Edgebox[30]. Zitnick et al introduced the parameter α as the IoU threshold for neighboring sliding windows. This parameter helped us choose the translation, scale and aspect ratio. Zitnick et al empirically found a good choice of $\alpha = 0.65$ for object proposals aiming at IoU less than 0.9. We found this value effective for our purposes as well. In addition, we generated windows in 5 aspect ratios: $(w : h) = (1 : 1), (2 : 3), (1 : 3), (3 : 2),$ and $(3 : 1)$. Windows which overlap with a ground truth object by more than $\beta_- = 0.5$ are discarded.

To obtain positives, we randomly perturb the corners of ground truth bounding boxes. Suppose a ground truth bounding box has coordinates $(x_{min}, y_{min}, x_{max}, y_{max})$, with the width denoted by w and the height denoted by h . Then the perturbed coordinates are distributed as:

$$x'_{min} \sim \text{unif}(x_{min} - \gamma w, x_{min} + \gamma w) \quad (1)$$

$$y'_{min} \sim \text{unif}(y_{min} - \gamma h, y_{min} + \gamma h) \quad (2)$$

$$x'_{max} \sim \text{unif}(x_{max} - \gamma w, x_{max} + \gamma w) \quad (3)$$

$$y'_{max} \sim \text{unif}(y_{max} - \gamma h, y_{max} + \gamma h) \quad (4)$$

where $\gamma = 0.2$ defines the level of noise. Larger γ introduces more robustness into positive training samples, but might hurt localization. In practice we found that $\gamma = 0.2$ works well. In case some perturbed points go out of the image, we set them to stay on the image border. Perturbed

windows that overlap with ground truth boxes by less than $\beta_+ = 0.5$ are discarded.

Finally, we balanced the ratio of positive and negative windows at 1 : 3 at training time. Given any image, we first generate N negative windows. If there are g objects in the image, we generate $\lfloor \frac{N}{3g} \rfloor$ positive windows for each object.

Following [21], momentum is set to 0.9 and weight decay to 0.0005. The initial learning rate is 0.001, which we decrease by 0.1 every 20,000 iterations. We train the network for 60,000 iterations with a mini-batch size of 128.

3.2.3 Training on Hard-negatives

Next, we trained the net on bottom-up proposals from a method such as Edge boxes [30]. Compared to sliding windows, these proposals contain more edges, texture and parts of objects, and as such form hard negatives. While sliding windows trained the net to distinguish primarily between background and objects, training on these proposals allows the net to learn localization and the notion of complete objects. This turns out to be critical for the net to learn objectness. Without it, we observed a performance drop of 18% on PASCAL for our small network from 0.60 AUC at IoU=0.7 to 0.48.

The window preparation and training procedure is as described in Section 3.2.2, except that sliding windows are replaced with edgebox proposals. The same positive window generation procedure applies in order to balance the training samples. We set the overlap threshold $\beta_+ = 0.7$ slightly higher, so that the net can learn to distinguish between tight and loose bounding boxes. We set $\beta_- = 0.3$ below which the windows are labeled negative. Windows with $\text{IoU} \in [0.3, 0.7]$ are discarded lest they confuse the net. All hyperparameters in training remain the same as in Section 3.2.2.

4. Experiments

4.1. Learning objectness on PASCAL and COCO

In our first set of experiments, we evaluated our approach on PASCAL VOC 2007 [11] and on the newly released COCO [23] dataset. For these experiments, we used Edge boxes [30] for the initial pool of proposals. On PASCAL we reranked the top 2048 Edge box proposals, whereas on COCO we re-ranked all. We used the network architecture described in Section 3.1. For results on PASCAL VOC 2007, we trained our network on the trainval set and tested on the test set. For results on COCO, we trained our network on the train set and evaluated on the val set.

Comparison to Edge boxes We first compare our ranking to the ranking output by Edge boxes. Figure 2 plots Recall vs Number of Proposals in PASCAL VOC 2007 for

IoU=0.7². We observe that DeepBox outperforms Edge boxes in all regimes, especially with a low number of proposals. The same is true for IoU=0.5 (not shown). The AUCs (Areas Under Curve) for DeepBox are 0.74(0.60) vs Edge box’s 0.60(0.47) for IoU=0.5(0.7), suggesting that DeepBox proposals are 24% better at IoU=0.5 and 26% better at IoU=0.7 compared to Edge boxes. Figure 3 plots the same in COCO. The AUCs (Areas Under Curve) for DeepBox are 0.40(0.28) vs Edge box’s 0.28(0.20) for IoU=0.5(0.7), suggesting DeepBox proposals are 40%(43%) better than Edge boxes. If we re-ranked top 2048 proposals instead, the DeepBox AUCs are 0.38(0.27).

Comparison to other proposers We have also compared DeepBox with other proposers for IoU=0.7 in Table 1. The numbers are obtained from [30] except for MCG and DeepBox which we computed ourselves. In Table 1, the metrics are the number of proposals needed to achieve 25%, 50% and 75% recall and the maximum recall using 5000 boxes. DeepBox stands out among all proposal methods in terms of AUC and recall at 25%, 50%, and 75%.

We also compared the different methods on average recall and recall at 0.7 IoU at 1000 proposals per image on PASCAL VOC 2007 dataset. Figure 4 plots Recall vs IoU threshold. Built upon Edge Boxes, DeepBox is the clear leader from IoU=0.5 to 0.8. Beyond 0.8 MCG is better. This is because Edge Boxes is optimized for recall at 0.7 IoU, and DeepBox inherits this bias. We summarized the performance of these proposers in Table 2. Average recall and recall at IoU=0.7 are both strongly correlated with detection mAP [17] and are effective measures of object proposals’ quality. We observed that the highest recall at 0.7 is produced by DeepBox, and there is a gap of 4.5 points between DeepBox and the runner-up Edge boxes. In terms of Average Recall, DeepBox is a close runner-up, being 0.9 points worse than MCG.

4.2. Visualization of DeepBox proposals

Figures 5 and 6 visualizes DeepBox and Edge box performance on PASCAL and COCO images. Figure 5 shows the ground truth boxes that are detected (“hits”, shown in green, with the corresponding best overlapping proposal shown in blue) and those that are missed (shown in red) for both proposal rankings. We observe that in complicated scenes with multiple small objects or cluttered background, DeepBox significantly outperforms Edge box. The tiny boats, the cars parked by the road, the donuts and people in the shade are all correctly captured.

This is also validated by looking at the distribution of top 100 proposals (Figure 6), which is shown in red. In gen-

²We computed recall using the code provided by [30]

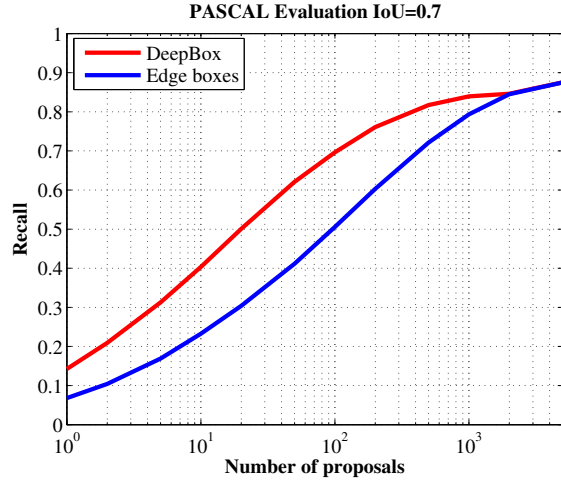


Figure 2. PASCAL Evaluation IoU=0.7. DeepBox starts off much higher than Edge boxes. The wide margin continues all the way until 500 proposals and gradually decays. The two curves join at 2048 proposals because we chose to re-rank this number of proposals.

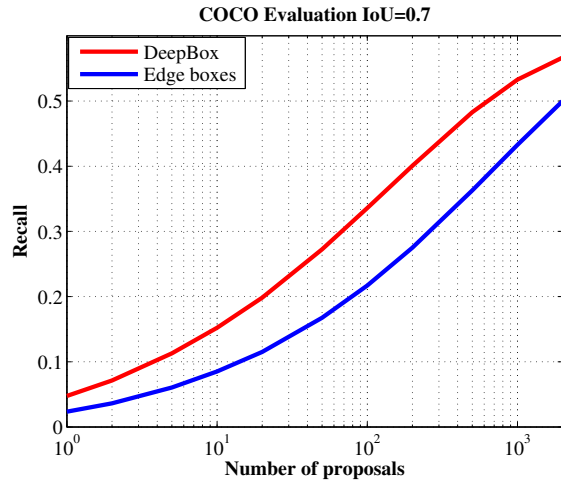


Figure 3. MS COCO Evaluation IoU=0.7. The strong gain demonstrated by DeepBox on COCO suggests that our learnt objectness is particularly helpful in complicated dataset.

eral, DeepBox’s bounding boxes are very densely focused on the objects of interest while Edge boxes primarily recognize contours and often spread evenly across the image in a complicated scene.

4.3. Generalization to unseen categories

The high recall our method achieves on the PASCAL 2007 test set does not guarantee that our net is truly learning general objectness. It is possible that the net is learning just the union of 20 object categories and using that knowledge to rank proposals. To evaluate whether the net is indeed




Figure 5. Visualization of hits and misses. In each image, the green boxes are ground truth boxes for which a highly overlapping proposal exists (with the corresponding proposals shown as blue boxes) and red boxes are ground truth boxes that are missed. The IoU threshold is 0.7. We evaluated 1000 proposals per image for COCO and 500 proposals per image for PASCAL. The left image in every pair shows the result of DeepBox ranking, and the right image shows the ranking from Edge boxes. In cluttered scenes, DeepBox has a higher recall. See Section 4.2 for a detailed discussion.

learning a more general notion of objectness that extends beyond the categories it has seen during training, we did the following experiment:

- We identified the 36 overlapping categories between Imagenet and COCO.
- We trained the net just on these overlapping categories on COCO with initialization from Imagenet. This means that during training, only boxes that overlapped highly with ground truth from the 36 overlapping categories were labeled positives, and others were labeled negatives. Also, when sampling positives, only the ground truth boxes corresponding to these overlapping categories were used to produce perturbed positives. Note that this is equivalent to training on a dataset

where all the other categories have not been labeled at all.

- We then evaluated our performance on the rest of the categories in COCO (44 in number). This means that at test time, only proposed boxes that overlapped with ground truth from the other 44 categories were considered true positives. Again, this corresponds to evaluating on a dataset where the 36 training categories have not been labeled at all.

All other experimental settings remain the same. As before, we use Edge boxes for the initial pool of proposals which we rerank, and compare the ranking we obtain to the ranking output by edge boxes.



Figure 6. In each image we show the distribution of the proposals produced by pasting a red box for each proposal. Only the top 100 proposals are shown. For each pair of images, DeepBox is on the left and Edge boxes is the right. DeepBox proposals are more tightly concentrated on the objects. See Section 4.2 for a detailed discussion.

	AUC	25%	50%	75%	Recall (%)	Time (s)
BING[6]	0.20	292	-	-	29	0.2
Ranta[24]	0.23	184	584	-	68	10
Objectness[3]	0.27	27	-	-	39	3
Rand. P.[26]	0.35	42	349	3023	80	1
Rahtu[7]	0.37	29	307	-	70	3
SelSearch[29]	0.40	28	199	1434	87	10
CPMC[4]	0.41	15	111	-	65	250
MCG[2]	0.48	10	81	871	83	34
E.B[30]	0.47	12	108	800	87	0.25
DeepBox	0.60	3	20	183	87	2.5

Table 1. Comparison of DeepBox with existing object proposal techniques. All numbers are for an IoU threshold of 0.7. The metrics are the number of proposals needed to achieve 25%, 50% and 75% recall and the maximum recall using 5000 boxes. DeepBox outperforms in all metrics. Note that the timing numbers for DeepBox include computation on the GPU.

When reranking the top 2048 proposals, DeepBox achieved 15.7%(15.3%) AUC improvement over Edge boxes for IoU=0.5 (0.7). We also did an experiment where we reranked *all* proposals output by Edge boxes. When reranking all proposals, DeepBox achieved 18.5%(16.2%) improvement over Edge boxes for IoU=0.5 (0.7). The results are plotted in Figure 7. It is clear that DeepBox outperforms Edge box in all regimes on unseen categories for both IoUs.

In Figure 8, we plot the ratio of the AUC obtained by DeepBox to that obtained by Edge box for all the 44 testing categories. In more than half of the testing categories, we

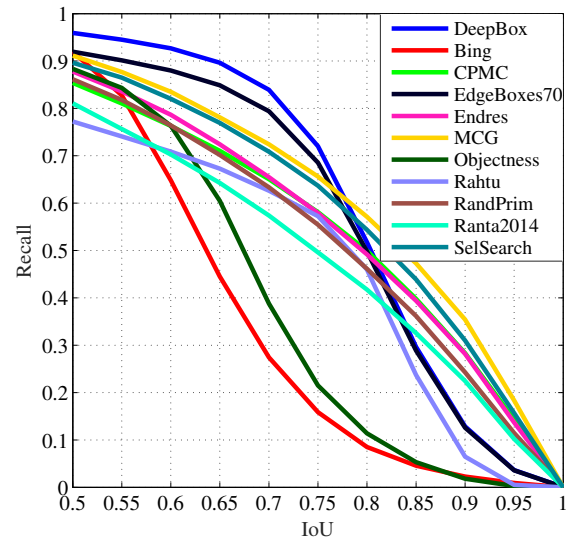


Figure 4. PASCAL VOC 2007 Evaluation at 1000 proposals per image. Built upon Edge Boxes, DeepBox is the clear leader from IoU=0.5 to 0.8. Beyond 0.8 MCG is better. This is because Edge Boxes is optimized for recall at 0.7 IoU, and DeepBox inherits this bias.

obtain an improvement greater than 20%, suggesting that the gains provided by Deep box are spread over multiple categories. This suggests that DeepBox is actually learning a class-agnostic notion of objectness. Note that DeepBox performs especially well for the animal super category because all animal categories have similar geometric structure and training the net on some animals helps it recog-

Method	Avg. Recall (%)	Recall at 0.7 (%)
BING[6]	31.2	27.4
CPMC[4]	51.8	65.1
E.B[30]	54.3	79.4
Endres[9]	52.4	65.5
MCG[2]	57.9	72.4
Objectness[3]	35.3	38.8
Rahtu[7]	44.2	62.6
Rand. P.[26]	50.1	63.3
Ranta[24]	45.9	57.4
SelSearch[29]	55.9	70.8
DeepBox	57.0	83.9

Table 2. Comparison of DeepBox with existing object proposers on PASCAL VOC 2007. DeepBox is a clear winner in Recall at 0.7 and a runner-up at Average Recall.

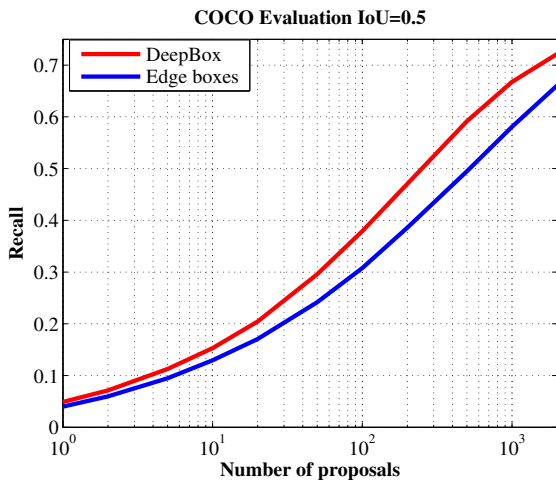


Figure 7. Evaluation on unseen categories by ranking all proposals at IoU=0.5.

nize other animals. This validates our intuition that there are high-level semantic cues that can help with objectness. In the sports super category, DeepBox performs worse than Edge boxes, perhaps because most objects of this category have salient contours that favor the Edge boxes algorithm.

These results on MS COCO demonstrate that our network has learnt a notion of objectness that generalizes beyond training categories.

4.4. Impact on Object Detection

The final metric for any proposal method is its impact on object detection. A good ranking of proposals can help object detection in two ways: 1) by reducing the number of proposals required to get good detection performance, thus increasing speed, and 2) by increasing the recall for a fixed number of proposals, thus potentially increasing detection performance. We test both these possibilities below.

Our experiment in 4.1 shows that 500 DeepBox proposals produce equivalent recall as 2048 Edge box on PASCAL. Observing that 2048 Selective Search proposals have comparable recall as 2048 Edge box proposals, we compared a traditional R-CNN detection pipeline based on 2048 Selective Search proposals with the one based on 500 DeepBox proposals. Using 6 threads, it takes DeepBox 2.5s to rerank the 2048 edge box proposals, and then R-CNN takes an additional 2.2s to evaluate the top 500 DeepBox proposals. On the other hand, it takes R-CNN around 8.0s to evaluate 2048 proposals. Thus the total time we save by using the DeepBox ranking is $1 - (2.2 + 2.5)/8.0 = 41\%$. Using a single thread, it takes DeepBox 4.7s to rerank proposals, and R-CNN takes around 10.9s to evaluate 2048 proposals, and 2.0s to evaluate 500 proposals. The total time saving for DeepBox is thus $1 - (2.0 + 4.7)/10.9 = 39\%$. Thus we achieve similar time savings for both the single threaded and the multi-threaded versions.

We also found that this time saving does not result in a hit in performance. Using R-CNN on top of the top 500 DeepBox proposals (out of an initial pool of 2048 Edge box proposals) gives a mean AP of 53.8 on VOC 2007. For comparison, R-CNN running on 2000 Selective search proposals gets a mean AP of 54.2.

To test whether improvement in recall at fixed number of proposals helps detection performance, we ran an experiment on COCO. We produced 2000 DeepBox proposals by reranking all proposals produced by Edge boxes. We compared R-CNN performance when using these 2000 proposals compared to its performance when using the top 2000 Edge box proposals. When averaged across all 80 categories, the mean AP we obtained was 21.8% for DeepBox compared to 21.4% for Edge boxes. This difference is small but statistically significant ($p < 0.01$) (statistical significance was computed using a paired comparison test).

While it may seem that the improvement in recall DeepBox offers does not improve detector performance, we found that many of the categories have a very low AP compared to the recall offered by proposals. We conjectured that for these categories the detector itself is bad and might misclassify even well localized proposals. Indeed, when we restricted the comparison to the 20 top performing categories, the improvement is larger: 48.2% for DeepBox compared to 47.2% for Edge boxes. We expect that as detectors improve, they will be able to take advantage of the improvement in recall offered by DeepBox.

Note that because of computational issues, for the COCO experiment we used a faster version of R-CNN [13] speeded up with SPP [16]. This speedup can also be done for DeepBox, but we haven't implemented it as of this writing.

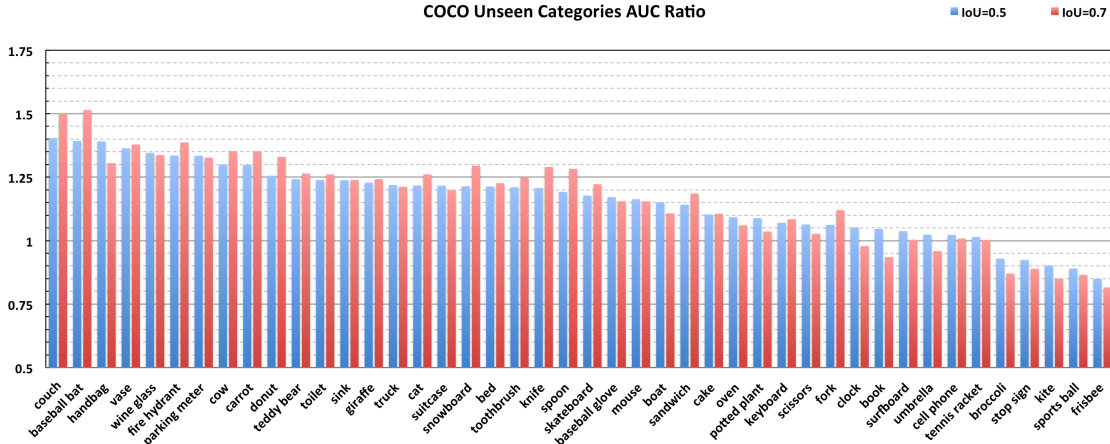


Figure 8. Evaluation on unseen categories: category-wise breakdown. This demonstrates that DeepBox network has learnt a notion of objectness that generalizes beyond training categories.

4.5. DeepBox using Large Network

We also experimented with larger networks such as “Alexnet” [21] and “VGG” [27]. Unsurprisingly, large networks capture objectness better than our small network. However, the difference is quite small: With VGG, the AUCs on PASCAL are 0.78(0.65) for IoU=0.5(0.7). The numbers for Alexnet are 0.76(0.62). In comparison our network achieves 0.74(0.60).

For evaluation on COCO, we randomly selected 5000 images and computed AUCs using the VGG and Alexnet architecture. All networks re-rank just top 2048 Edge box proposals. At IoU=0.5, VGG gets 0.43 and Alexnet gets 0.42, compared to the 0.38 obtained by our network. At IoU=0.7, VGG gets 0.31 and Alexnet gets 0.30, compared to the 0.27 obtained by our network. When re-ranking all proposals, our small net gets 0.40(0.28) for IoU=0.5(0.7).

Both these experiments suggest that our network architecture is sufficient to capture the semantics of objectness, while also being much more efficient to evaluate compared to the more massive VGG and Alexnet architectures.

4.6. DeepBox with Other Proposers

It is a natural question to ask whether DeepBox framework applies to other bottom-up proposers as well. We experimented with MCG and Selective Search by just re-ranking top 2048 proposals. (For computational reasons, we did this experiment on a smaller set of 5000 COCO images.) We experimented with two kinds of DeepBox models: a single DeepBox model trained on Edge boxes, and separate models trained on each proposal method. We show the results in table 3.

A model trained on Edge boxes does not provide much gains and sometimes even hurts when run on top of Selec-

	Vanilla	DeepBox (Trained on [30])	DeepBox (Finetuned)	Time (s)
Sel. Se.	0.27/0.17	0.27/0.19	0.32/0.22	12.5
MCG	0.38/0.25	0.30/0.22	0.37/0.26	36.5
Edge Box	0.28/0.20	0.38/0.27	0.38/0.27	2.5

Table 3. DeepBox on top of other proposers. The first column is the bottom-up proposal method on its own. The second column is a DeepBox model trained on Edge boxes. The third column is a model finetuned on each method separately. The two numbers are the AUC at IoU=0.5/0.7. Time taken includes the DeepBox ranker.

tive Search or MCG proposals. However, the performance improves significantly if we retrain DeepBox separately on each proposal method. In particular, we get large gains on Selective Search for both IoU thresholds (as with Edge boxes). On MCG, DeepBox does not hurt, but does not help much either. Nevertheless, the gains we get on Edge boxes and Selective Search suggest that our approach is general and can work with most proposal methods, or even ensembles of proposal methods (a possibility we leave for future work).

5. Discussion and Conclusion

In this paper we have presented an efficient CNN architecture that learns a semantic notion of objectness that generalizes to unseen categories. We end this paper by discussing other applications of our objectness model.

In prior work, evaluating objectness has mostly been considered as a preprocessing step before object detection. However, we believe that objectness is a more powerful concept. In the closed world of PASCAL VOC or COCO,

we have a few categories with a large number of annotated training examples from which we can build detectors. However, AI agents navigating the world cannot expect pre-existing datasets for every object category they encounter. For some categories the agent will have to collect data and build detectors on the fly. In such situations the agent can run its objectness detector on every scene it sees and find a few candidate locations in the image which might be objects of interest. It can then track such candidates over time, thus accumulating training data on which to train detectors. Objectness can thus be useful for *object discovery* [19].

For such an application, a notion of objectness that is just based on bottom-up grouping cues might be insufficient. On the contrary, our model is more semantic, and as shown by our performance on unseen categories, is significantly better at localizing objects it has never seen before.

Another place where a trained objectness model can help is in the context of producing detection systems for a very large number of categories (say, a few million). Tricks such as SPP [16] can help make detection faster, but the final classification still scales linearly with the number of locations and the number of categories. Using our objectness model to drastically reduce the number of locations to be evaluated can help a lot. This can also take the burden of localization off the detector, which then has an easier task and can presumably be trained much more easily or with less training data. Again, these benefits will be apparent when we have a large number of classes.

References

- [1] B. Alexe, T. Deselaers, and V. Ferrari. Measuring the objectness of image windows. *TPAMI*, 34(11), 2012. 1, 2
- [2] P. Arbeláez, J. Pont-Tuset, J. Barron, F. Marques, and J. Malik. Multiscale combinatorial grouping. In *CVPR*, 2014. 2, 3, 6, 7
- [3] A. B., D. T., and F. V. Measuring the objectness of image windows. *PAMI*, 34(11), 2012. 6, 7
- [4] J. Carreira, R. Caseiro, J. Batista, and C. Sminchisescu. Semantic segmentation with second-order pooling. In *ECCV*, 2012. 6, 7
- [5] J. Carreira and C. Sminchisescu. Cpmc: Automatic object segmentation using constrained parametric min-cuts. *Pattern Analysis and Machine Intelligence, IEEE Transactions on*, 34(7):1312–1328, 2012. 2
- [6] M. Cheng, Z. Zhang, W. Lin, , and P. Torr. Bing: Binarized normed gradients for objectness estimation at 300fps. In *CVPR*, 2014. 6, 7
- [7] R. E., K. J., and B. M. Learning a category independent object detection cascade. In *ICCV*, 2011. 6, 7
- [8] I. Endres and D. Hoiem. Category independent object proposals. In *Computer Vision–ECCV 2010*, pages 575–588. Springer, 2010. 2
- [9] I. Endres and D. Hoiem. Category independent object proposals. In *ECCV*, 2010. 7
- [10] D. Erhan, C. Szegedy, A. Toshev, and D. Anguelov. Scalable object detection using deep neural networks. In *CVPR*, 2014. 2
- [11] M. Everingham, L. Van Gool, C. K. I. Williams, J. Winn, and A. Zisserman. The PASCAL Visual Object Classes Challenge 2007 (VOC2007) Results. <http://www.pascal-network.org/challenges/VOC/voc2007/workshop/index.html>. 1, 3
- [12] P. F. Felzenszwalb, R. B. Girshick, D. McAllester, and D. Ramanan. Object detection with discriminatively trained part-based models. *TPAMI*, 32(9), 2010. 1
- [13] R. Girshick. Fast r-cnn. *arXiv preprint arXiv:1504.08083*, 2015. 7
- [14] R. Girshick, J. Donahue, T. Darrell, and J. Malik. Rich feature hierarchies for accurate object detection and semantic segmentation. In *CVPR*, 2014. 1
- [15] B. Hariharan, P. Arbeláez, R. Girshick, and J. Malik. Simultaneous detection and segmentation. In *ECCV*, 2014. 1
- [16] K. He, X. Zhang, S. Ren, and J. Sun. Spatial pyramid pooling in deep convolutional networks for visual recognition. In *ECCV*, 2014. 1, 7, 9
- [17] J. Hosang, R. Benenson, P. Dollár, and B. Schiele. What makes for effective detection proposals? *arXiv preprint arXiv:1502.05082*, 2015. 2, 4
- [18] J. Hosang, R. Benenson, and B. Schiele. How good are detection proposals, really? In *BMVC*, 2014. 2
- [19] H. Kang, M. Hebert, A. A. Efros, and T. Kanade. Connecting missing links: Object discovery from sparse observations using 5 million product images. In *ECCV*. 2012. 9
- [20] P. Krähenbühl and V. Koltun. Geodesic object proposals. In *ECCV*, 2014. 2
- [21] A. Krizhevsky, I. Sutskever, and G. E. Hinton. Imagenet classification with deep convolutional neural networks. In *NIPS*, 2012. 1, 2, 3, 8
- [22] Y. LeCun, B. Boser, J. S. Denker, D. Henderson, R. E. Howard, W. Hubbard, and L. D. Jackel. Backpropagation applied to handwritten zip code recognition. *Neural computation*, 1(4):541–551, 1989. 1
- [23] T.-Y. Lin, M. Maire, S. Belongie, J. Hays, P. Perona, D. Ramanan, P. Dollr, and C. L. Zitnick. Microsoft coco: Common objects in context. In *ECCV*, 2014. 1, 3

- [24] R. E. Rantalankila P., Kannala J. Generating object segmentation proposals using global and local search. In *CVPR*, 2014. 6, 7
- [25] B. C. Russell, W. T. Freeman, A. A. Efros, J. Sivic, and A. Zisserman. Using multiple segmentations to discover objects and their extent in image collections. In *CVPR*, 2006. 2
- [26] M. S., G. M., V. G. L., and L. K. Prime object proposals with randomized prims algorithm. In *ICCV*, 2013. 6, 7
- [27] K. Simonyan and A. Zisserman. Very deep convolutional networks for large-scale image recognition. *CoRR*, abs/1409.1556, 2014. 8
- [28] C. Szegedy, S. Reed, D. Erhan, and D. Anguelov. Scalable, high-quality object detection. *arXiv preprint arXiv:1412.1441*, 2014. 2
- [29] J. R. Uijlings, K. E. van de Sande, T. Gevers, and A. W. Smeulders. Selective search for object recognition. *IJCV*, 104(2), 2013. 2, 3, 6, 7
- [30] C. L. Zitnick and P. Dollár. Edge boxes: Locating object proposals from edges. In *ECCV*, 2014. 1, 2, 3, 4, 6, 7, 8