

Quantum response theory for open systems and its application to Hall conductance

H. Z. Shen^{1,2}, M. Qin^{1,2}, Y. H. Zhou^{1,2}, X. Q. Shao¹, and X. X. Yi^{1*}

¹*Center for Quantum Sciences and School of Physics,
Northeast Normal University, Changchun 130024, China*

²*School of Physics and Optoelectronic Technology
Dalian University of Technology, Dalian 116024 China*

(Dated: October 15, 2018)

Quantum linear response theory considers only the response of a closed quantum system to a perturbation up to first order in the perturbation. This theory breaks down when the system subjects to environments and the response up to second order in perturbation is not negligible. In this paper, we develop a quantum nonlinear response theory for open systems. We first formulate this theory in terms of general susceptibility, then apply it to deriving the Hall conductance for the open system at finite temperature. Taking the two-band model as an example, we derive the Hall conductance for the two-band model. We calculate the Hall conductance for a two-dimensional ferromagnetic electron gas and a two-dimensional lattice model via different expressions for $d_\alpha(\vec{p})$, $\alpha = x, y, z$. The results show that the transition points of topological phase almost remain unchanged in the presence of environments.

PACS numbers: 73.43.Cd, 03.65.Yz, 03.65.Vf, 73.20.At

I. INTRODUCTION

Applying a small perturbation to a quantum system, we may compute the response of some operators of the system to the perturbation, for example the electric current density as a response to an electric field. When consider the response only to first order in the perturbation, the theory is the so called quantum linear response theory.

The Kubo Formula is an equation which expresses the linear response of an observable quantity due to a time-dependent perturbation, which has been widely used in condensed matter physics [1–4] since it was first derived by Kubo in 1957 [5]. However, Kubo’s theory is only valid for an equilibrium closed system in the linear regime[6]. In recent years, linear response theory for open systems has attracted more and more attentions in biophysics, nano-physics and condensed matter physics. A linear response theory based on the master equation [7–12] and the hierarchical equation of motion [13, 14] has been developed for open systems. The key issue and difference of those approaches are how to get the reduced density matrix of the open system—while the first approach obtains the density matrix by master equations, the second by the Hierarchical equation. Both approaches need to calculate the density matrix or the dynamics of the density matrix. This means we have to trace out the environment first, then calculate the response—a treatment on nonequal footing for the system and environment. It is worth addressing that, based on the reduced density matrix, a response theory for the open system was developed, we refer the readers to [15] for details.

Treating the system and the environment on equal

footing, we here develop a quantum response theory for open system by a different approach. This approach does not need to get the reduced density matrix and the theory is beyond the linear response regime [10, 11]. Our treatment is not limited to a specific system. Rather, it is applicable to any strength of perturbation and open quantum systems. Hence it is suitable for strong external fields applied to topological insulators [16]. We will apply this theory to topological insulators (TIs) described by the two-band model and study the effect of environment on the Hall conductance at both zero and finite temperatures.

Topological insulators are a broad class of unconventional materials that are insulating in the interior but conduct along the edges [17–20]. Over the last decades, topological insulators have attracted a great deal of interest due to their interesting features and possible application in quantum computation. Recently, efforts have also been made to investigate topological insulator for open systems, e.g., density-matrix Chern insulators by thermal noise [21, 22], zero-temperature Hall conductance subjected to decoherence [15], topological order by dissipation [23]. These stimulate us to develop a response theory for open systems to high order in perturbation, and apply it to study topological insulators subjected to environments.

The remainder of the paper is organized as follows. In Sec. II, we extend the linear response theory of closed system to open systems and nonlinear case. In Sec. III, as an application of our theory, we derive the finite-temperature Hall conductance for open systems and exemplify it into the two-band model. The Hall conductance for a two-dimensional ferromagnetic electron gas and a two-dimensional lattice model is also discussed in this section. Discussion and conclusions are given in Sec. IV.

*Electronic address: yixx@nenu.edu.cn

II. NONLINEAR QUANTUM RESPONSE THEORY FOR QUANTUM OPEN SYSTEMS

Consider a quantum system described by a time-dependent Hamiltonian $H_S(t)$ coupling to environment H_R in an external field $H_e(t)$, the total Hamiltonian $H_T(t)$ reads,

$$H_T(t) = H_S(t) + H_R + H_{SR} + \varepsilon H_e(t), \quad (1)$$

where H_{SR} denotes the interaction between the system and the environment. ε stands for the field strength, and $H_e(t) = -\sum_{\nu} f_{\nu}(t)C_{\nu}$. To simplify the notations in later discussions, we set $H(t) = H_0(t) + H_{SR}$, $H_0(t) = H_S(t) + H_R$, and use the notation, $L_X(t)\rho(t) = [H_X(t), \rho(t)]$ with $X = T, e, 0$, or left blank. We are interested in the response of the open system to the external fields f_{ν} , which will be derived in the following.

The total density matrix $\rho_T(t)$ satisfies the Liouville equation $\dot{\rho}_T(t) = -\frac{i}{\hbar}L_T(t)\rho_T(t) = -\frac{i}{\hbar}L(t)\rho_T(t) - \frac{i}{\hbar}\varepsilon L_e(t)\rho_T(t)$. By dividing the total density matrix into two parts $\rho(t)$ and $\rho_{Te}(t)$ with $\rho(t)$ satisfying $\dot{\rho}(t) = -\frac{i}{\hbar}L(t)\rho(t)$, we have

$$\rho_e(t) = -\frac{i}{\hbar}\varepsilon \text{Tr}_R \int_{t_0}^t g(t, u) L_e(u) \rho_T(u) du, \quad (2)$$

where $\rho_e(t)$ was defined as $\rho_e(t) = \text{Tr}_R(\rho_{Te}(t))$ and $\rho_{Te}(t)$ is defined as a change of the density matrix due to the external field. Tr_X denotes a trace over X .

Eq. (2) completely describes the influence of the external fields on the system subjected to an environment. $g(t, u)$ is the chronological time-ordering operator, $g(t, u) = T_+ \exp\left[-\frac{i}{\hbar} \int_u^t ds L(s)\right]$, ($t > u$). Now we can define the general nonlinear response tensor $\chi_{\mu\nu}(t, u)$ for the open system via the change of the expectation value of a system operator F_{μ} caused by the external field, $\langle F_{\mu}(t) \rangle_e = \text{Tr}_S(\rho_e(t) F_{\mu})$,

$$\langle F_{\mu}(t) \rangle_e \equiv \sum_{\nu} \int_{t_0}^t du \chi_{\mu\nu}(t, u) f_{\nu}(u), \quad (3)$$

where the nonlinear response tensor $\chi_{\mu\nu}(t, u)$ is given by

$$\chi_{\mu\nu}(t, u) = \frac{i}{\hbar}\varepsilon \text{Tr}_{SR} \{F_{\mu} g(t, u) [C_{\nu}, x(u)]\}, \quad (4)$$

with

$$x(u) = \rho(u) + \sum_{n=1}^{\infty} (-\varepsilon)^n \int_{t_0}^u dt_1 \int_{t_0}^{t_1} dt_2 \dots \int_{t_0}^{t_{n-1}} dt_n \cdot s(u, t_1) \dots s(t_{n-1}, t_n) \rho(t_n), \quad (5)$$

and $s(t, u) = \frac{i}{\hbar} g(t, u) L_e(u)$.

In the following, we will restrict ourself to consider a time-independent system. The formalism can be easily generalized to time-dependent systems. Suppose the

whole system is in an equilibrium state ρ_{eq} at temperature T . The main task of the general nonlinear response theory is to calculate the susceptibility,

$$\begin{aligned} \chi_{\mu\nu}(\omega) &= \int_0^{\infty} dt e^{i\omega t} \chi_{\mu\nu}(0, -t) \\ &= \frac{i}{\hbar}\varepsilon \int_0^{\infty} dt e^{i\omega t} \text{Tr}_{SR} \{F_{\mu} e^{-\frac{i}{\hbar}Lt} [C_{\nu}, x(-t)]\} \end{aligned} \quad (6)$$

with an assumption that H_e is turned on at $t_0 \rightarrow -\infty$ and the steady response outputs at $t = 0$. Defining $q_{\nu}(t) = \text{Tr}_R e^{-\frac{i}{\hbar}Lt} [C_{\nu}, x(-t)]$, we rewrite the susceptibility as,

$$\chi_{\mu\nu}(\omega) = \frac{i}{\hbar}\varepsilon \int_0^{\infty} dt e^{i\omega t} \text{Tr}_S [F_{\mu} q_{\nu}(t)]. \quad (7)$$

By the modified Laplace transformation $g(\omega) = \int_0^{\infty} dt e^{i\omega t} g(t)$ [24], we find,

$$\chi_{\mu\nu}(\omega) = \varepsilon \chi_{\mu\nu}^{(1)}(\omega) + \sum_{n=2}^{\infty} \varepsilon^n \chi_{\mu\nu}^{(n)}(\omega), \quad (8)$$

where $\chi_{\mu\nu}^{(n)}(\omega) = \frac{i}{\hbar} \text{Tr}_S [F_{\mu} q_{\nu}^{(n)}(\omega)]$ with

$$\begin{aligned} q_{\nu}^{(n)}(\omega) &= \int_0^{\infty} dt \exp(i\omega t) q_{\nu}^{(n)}(t), \\ q_{\nu}^{(1)}(t) &= \text{Tr}_R e^{-\frac{i}{\hbar}Lt} [C_{\nu}, \rho_{eq}], \end{aligned} \quad (9)$$

and

$$\begin{aligned} q_{\nu}^{(n)}(t) &= (-1)^{n+1} \text{Tr}_R \{e^{-\frac{i}{\hbar}Lt} [C_{\nu}, \int_{-\infty}^{-t} dt_1 \dots \int_{-\infty}^{t_{n-2}} dt_n \\ &\quad \cdot s(-t, t_1) \dots s(t_{n-2}, t_{n-1}) \rho_{eq}]\}, (n \geq 2). \end{aligned} \quad (10)$$

Here the first term in Eq. (8) represents the linear response, while the others are nonlinear responses of the open system. Eq. (8) suggests that in order to get the nonlinear susceptibility, we have to calculate $q_{\nu}(\omega)$ through $q_{\nu}(t)$. The time evolution of $q_{\nu}(t)$ is given by (see Appendix B),

$$\dot{q}_{\nu}(t) = -\frac{i}{\hbar} [H_S, q_{\nu}(t)] + \int_{t_0}^t c(t - \tau) q_{\nu}(\tau) d\tau + K(t), \quad (11)$$

where the kernel $c(t)$ and term $K(t)$ are given by $c(t) = -\text{Tr}_R [L e^{-\frac{i}{\hbar}QLt} Q L \rho_R / \hbar^2]$ and

$$\begin{aligned} K(t) &= -\frac{i}{\hbar} \text{Tr}_R [L e^{-iQLt/\hbar} Q \Lambda(0)] + \text{Tr}_R e^{-\frac{i}{\hbar}Lt} \dot{\Lambda}(t) \\ &\quad - \frac{i}{\hbar} \text{Tr}_R [L \int_0^t d\tau e^{-\frac{i}{\hbar}QL(t-\tau)} Q e^{-\frac{i}{\hbar}L\tau} \dot{\Lambda}(\tau)], \end{aligned} \quad (12)$$

respectively. $\Lambda(t) = [C_{\nu}, x(-t)]$, and $x(t)$ is defined by Eq. (5).

In Appendix C, we use an example—a single-mode cavity system coupled to environment in a time-dependent external field—to illustrate the nonlinear response when the external field is not weak. In addition, we show that it is difficult to derive analytically the nonlinear response of a general open system to a perturbation at finite temperatures. Considering the fact that two-dimensional topological insulators described by the two-band model has been experimentally observed [17–20], we will focus on the linear response theory for an open system in the following.

We assume the system and environment be initially in their thermal equilibrium, $\rho(0) = \rho_{eq} = e^{-\beta H} / \text{Tr}_{SR} e^{-\beta H}$. To calculate the linear response, we take the first term in Eq. (5) as $x(u) \equiv \rho_{eq}$. Furthermore, we take $\rho_{eq} = \rho_S \otimes \rho_R + \mathcal{O}(H_{SR})$ for simplicity, the term $K(t)$ in Eq. (11) vanishes since $Q[C_\nu, \rho_{eq}] = Q[C_\nu, \rho_S] \rho_R = 0$. After the modified Laplace transformation for Eq. (11) and expanding it to second order in the system-environment couplings H_{SR} , we have

$$-\frac{i}{\hbar} L_S q_\nu(\omega) + [i\omega + c(\omega)] q_\nu(\omega) = -q_\nu(0), \quad (13)$$

where

$$c(\omega) = \frac{-1}{\hbar^2} \int_0^\infty dt \langle L_{SR} \mathcal{H}_{SR}^I(t) \rangle_R \exp[i(\omega - L_S/\hbar)t], \quad (14)$$

with $\mathcal{H}_{SR}^I(t) = \exp[-iL_0 t/\hbar] H_{SR}$. Here and hereafter, the perturbation parameter ε is absorbed in C_ν . Eq. (13) and Eq. (8) is one of the main results in this paper. Eq. (8) is the response of the open system to the external field, and Eq. (13) is the key element to calculate the linear response.

III. APPLICATION TO HALL CONDUCTANCE IN THE TWO-BAND MODEL.

We now apply the quantum response theory for open systems to a two-band model. The model Hamiltonian is,

$$H_S = \sum_{\vec{p}} H_S(\vec{p}), H_S(\vec{p}) = \varepsilon(\vec{p}) + \sum_{\alpha=x,y,z} d_\alpha(\vec{p}) \sigma_\alpha, \quad (15)$$

where $\varepsilon(\vec{p}) = p^2/2m^*$ denotes the kinetic energy with the band electron effective mass m^* and σ_α are the Pauli matrices. $\vec{p} = (p_x, p_y)$ stands for the Bloch wave vector of the electron.

The two-band system is an idealization but can be realized approximatively with ultra-cold atoms [25] using different techniques as, e.g., super-lattices [26–28], with hole-related band suggested by Raghu et al. in [29] and in spin-1/2 electrons with the spin-orbit coupling [3]. Besides the possibility of experimental realization, the two-band model is also interesting as a simple model in condensed matter physics.

The eigenenergies of the two-band Hamiltonian are, $E_m(\vec{p}) = \varepsilon(\vec{p}) + md(\vec{p})$, with $m = \pm$ and $d = \sqrt{d_x^2 + d_y^2 + d_z^2}$. The corresponding eigenstates take

$$|+(\vec{p})\rangle = \begin{pmatrix} \cos \frac{\theta}{2} e^{-i\phi} \\ \sin \frac{\theta}{2} \end{pmatrix}, |-(\vec{p})\rangle = \begin{pmatrix} -\sin \frac{\theta}{2} e^{-i\phi} \\ \cos \frac{\theta}{2} \end{pmatrix}, \quad (16)$$

where $\cos \theta = d_z/d$, $\tan \phi = d_y/d_x$ were defined.

The Hall conductivity tensor $\sigma_{\mu\nu}$ can be calculated through the current density $J_\mu(t)$ in the μ -direction ($\mu = x, y, z$), as a response to the external electric field $E_\nu(t) = \text{Re}[E_\nu \exp(i\omega t)]$ in that direction, the current density reads,

$$J_\mu(t) = \lim_{\omega \rightarrow 0} \text{Re}[\sigma_{\mu\nu}(\omega) E_\nu \exp(i\omega t)]. \quad (17)$$

Consider a total Hamiltonian in the momentum space [21]

$$H_T(t) = H_S + H_R + H_{SR} + H_e(t), \quad (18)$$

with $H_R = \sum_j \hbar \omega_j b_j^\dagger b_j$, $H_{SR} = \sum_j \hbar g_j \sigma_- b_j^\dagger + H.c.$, and $H_e(t) = -\sum_\nu P_\nu E_\nu(t)$. Here H_S is given by Eq. (15).

Eq. (18) denotes the Hamiltonian of a system composed of many particles with charges q_j and position operators $r^j = i\hbar \frac{\partial}{\partial p^j}$ subjected to environmental noises H_R , P_ν is the polarization $P_\nu = \sum_j i\hbar q_j \frac{\partial}{\partial p^j}$. In the linear response theory, the Hall conductance takes [30]

$$\begin{aligned} \sigma_{\mu\nu}(\omega) &= \frac{1}{i\hbar} \int_0^\infty dt \langle [P_\nu(0), J_\mu(t)] \rangle e^{i\omega t} \\ &= \frac{-V}{\hbar\omega} \int_0^\infty dt \langle [J_\nu(0), J_\mu(t)] \rangle e^{i\omega t}, \end{aligned} \quad (19)$$

where $J_\nu = \dot{P}_\nu/V$ and V denotes the mode volume for system. Using the relations $J = ev/V$ and $v_\mu(t) = e^{iHt} v_\mu e^{-iHt}$, we obtain,

$$\begin{aligned} \sigma_{\mu\nu}(\omega) &= \frac{-e^2}{\hbar\omega V} \int_0^\infty dt \langle [v_\nu(0), v_\mu(t)] \rangle e^{i\omega t} \\ &= \frac{e^2}{\hbar\omega V} \int_0^\infty dt \text{Tr}_{S+R} \{ v_\mu e^{-\frac{i}{\hbar} L t} [v_\nu, \rho_S] \} e^{i\omega t} \\ &\quad + \mathcal{O}(H_{SR}) \\ &\simeq \frac{e^2}{\hbar\omega V} \text{Tr}_S [v_\mu q_\nu(\omega)]. \end{aligned} \quad (20)$$

Here we set $C_\nu = v_\nu$, therefore $q_\nu(0) = [v_\nu, \rho_S] + \mathcal{O}(H_{SR})$. Noticing Eq. (18) and taking the Lorentzian spectrum density $J(\omega) = \frac{\Gamma}{2\pi} \frac{\lambda^2}{\omega^2 + \lambda^2}$ [31] into consideration, under the Markovian approximation we obtain from Eq. (14)

$$c(\omega) q_\nu(\omega) = \Gamma [2\sigma_- q_\nu(\omega) \sigma_+ - \sigma_+ \sigma_- q_\nu(\omega) - q_\nu(\omega) \sigma_+ \sigma_-]. \quad (21)$$

Substituting Eq. (21) into Eq. (13), and inserting the identity $\sum_m |m(\vec{p})\rangle \langle m(\vec{p})| = I$ into the result, we obtain

$$0 = S_{\nu, nm} + iq_{\nu, nm}[\hbar\omega - E_n(\vec{p}) + E_m(\vec{p})] + 2\Gamma\hbar \sum_{\vec{p}, ij} (\sigma_-)_{ni} q_{\nu, ij} (\sigma_+)_{jm} - F_{\nu, nm} - F_{\nu, mn}^\dagger, \quad (22)$$

where the coefficient $F_{\nu, nm} = \hbar\Gamma \sum_{\vec{p}, j} q_{\nu, nj} (\sigma_+ \sigma_-)_{jm}$,

$S_{\nu, nm} = \hbar[f_m(\vec{p}) - f_n(\vec{p})]v_{\nu, nm}$ with the definition $y_{mn} = \langle m(\vec{p})|y|n(\vec{p})\rangle$. Here we have applied the fact that $\rho_S = \sum_j |j(\vec{p})\rangle f_j(\vec{p}) \langle j(\vec{p})|$, and $f_j(\vec{p}) = 1/\{\exp[\beta(E_j(\vec{p}) - \mu)] + 1\}$ is the Fermi-Dirac distribution function with μ the chemical potential, $\beta = 1/k_B T$, k_B the Boltzmann constant, and T the temperature. Tedious but straightforward algebra yields ($m \neq n$),

$$q_{\nu, nm} = \frac{S_{\nu, mn} A_{nm} - \hbar\Gamma B_{nm} \cos 2\theta - S_{\nu, nm}(\hbar\omega + i\hbar\Gamma)\hbar\Gamma}{2[D_{nm} + 2(\hbar\omega)^3 + 8i(\hbar\omega)^2\hbar\Gamma - i\hbar\Gamma e_{nm}^2 \cos 2\theta]}, \quad (23)$$

where the coefficients take $e_{nm} = E_n(\vec{p}) - E_m(\vec{p})$, $A_{nm} = 4i(\hbar\omega)^2 - \hbar\omega(11\hbar\Gamma + 4ie_{nm}) - \hbar\Gamma(7i\hbar\Gamma - 6e_{nm})$, $B_{nm} = S_{\nu, nm}(\hbar\omega + i\hbar\Gamma) + S_{\nu, mn}(\hbar\omega + i\hbar\Gamma - 2e_{nm})$, and $D_{nm} = -2\hbar\omega[5(\hbar\Gamma)^2 + e_{nm}^2] - i\hbar\Gamma[4(\hbar\Gamma)^2 + 3e_{nm}^2]$.

The diagonal elements of $q_\nu(\omega)$ is not listed here, since it has no contribution to the Hall conductivity. In the weak dissipation limit, $\Gamma \rightarrow 0$, we can expand $q_{\nu, nm}$ in powers of Γ . To first order in Γ , $q_{\nu, nm}$ can be written as,

$$q_{\nu, nm} = q_{\nu, nm}^{(0)} + \hbar\Gamma q_{\nu, nm}^{(1)}, \quad (24)$$

where the zeroth- and first-order of $q_{\nu, nm}$ take,

$$q_{\nu, nm}^{(0)} = \frac{iS_{\nu, nm}}{\hbar\omega - e_{nm}}, \quad (25)$$

$$q_{\nu, nm}^{(1)} = \frac{g(\theta)S_{\nu, nm}}{4(\hbar\omega - e_{nm})^2} + \frac{h(\theta)S_{\nu, mn}}{4(\hbar^2\omega^2 - e_{nm}^2)},$$

respectively. $g(\theta) = 5 - \cos 2\theta$, $h(\theta) = 1 - \cos 2\theta$. Substituting Eq. (24) into the third equation of Eq. (20), we have

$$\sigma_{\mu\nu}(\omega) = \sigma_{\mu\nu}^{(0)}(\omega) + \hbar\Gamma \sigma_{\mu\nu}^{(1)}(\omega), \quad (26)$$

with the zeroth- and first-order Hall conductivity at finite-temperature T ,

$$\sigma_{\mu\nu}^{(0)}(\omega) = \frac{e^2}{\hbar\omega V} \sum_{\vec{p}, m \neq n} \langle m(\vec{p})|v_\mu|n(\vec{p})\rangle \left(\frac{iS_{\nu, nm}}{\hbar\omega - e_{nm}} \right),$$

$$\sigma_{\mu\nu}^{(1)}(\omega) = \frac{e^2}{\hbar\omega V} \sum_{\vec{p}, m \neq n} \langle m(\vec{p})|v_\mu|n(\vec{p})\rangle \left[\frac{g(\theta)S_{\nu, nm}}{4(\hbar\omega - e_{nm})^2} + \frac{h(\theta)S_{\nu, mn}}{4(\hbar^2\omega^2 - e_{nm}^2)} \right]. \quad (27)$$

Finally, we can obtain the finite-temperature Hall conductivity for the open system in the weak dissipation

limit, (i.e., $\Gamma \rightarrow 0$, see Appendix D)

$$\sigma_{\mu\nu} = \sigma_{\mu\nu}^{(0)} + \sigma_{\mu\nu}^{(1)} \equiv C \frac{e^2}{h}, \quad (28)$$

where

$$\sigma_{\mu\nu}^{(0)} = \frac{e^2}{2\hbar} \int \tau(\vec{k}) \varepsilon_{\alpha\beta\gamma} \frac{d^2k}{(2\pi)^2},$$

$$\sigma_{\mu\nu}^{(1)} = \frac{\Gamma e^2}{2\hbar} \sum_{\alpha, \beta, \gamma} \int \tau(\vec{k}) \left(\frac{\hbar}{4} g(\theta) \frac{d_\alpha d_\beta}{d^2 d_\gamma} + \frac{id}{4\omega} h(\theta) \frac{D_{\alpha\beta}}{d_\gamma} \right) \frac{d^2k}{(2\pi)^2} \quad (29)$$

with $\tau(\vec{k}) = \frac{[f_+(k) - f_-(k)]}{d^3} \frac{\partial d_\alpha}{\partial k_\mu} \frac{\partial d_\beta}{\partial k_\nu} d_\gamma$, $D_{\alpha\beta} = \text{Im}[\langle +(\vec{p})|\sigma_\alpha |-(\vec{p})\rangle \langle +(\vec{p})|\sigma_\beta |-(\vec{p})\rangle]$. C in Eq. (28) defines the Chern number of the open system. Here we have used $\sum_{\vec{p}} \rightarrow \frac{V}{(2\pi\hbar)^2} \int dp_x dp_y$ and $\vec{p} = \hbar\vec{k}$. Note that

the correction $\sigma_{\mu\nu}^{(1)}$ in general is complex, it contains a real part (the first term) and an imaginary part (the second term). In the following, we will present two examples. In the first, the correction to the Hall conductivity from the system-environment coupling is real, while it is imaginary in the second. The two examples together exemplify the effect of the environment on the Hall conductivity.

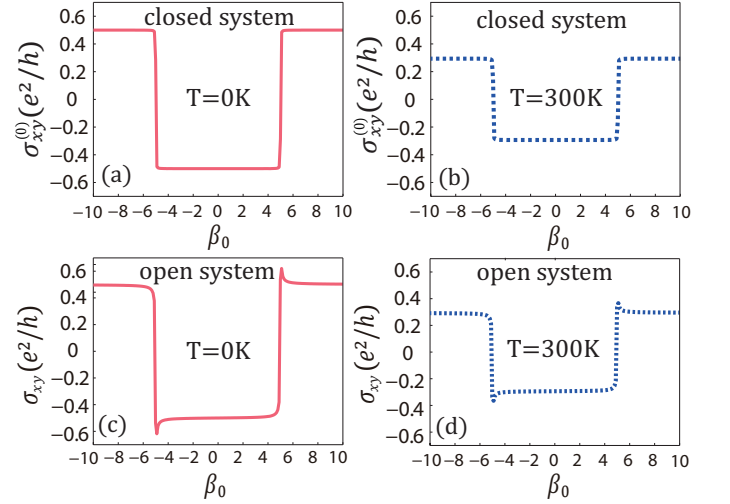


FIG. 1: (Color online) The zero-order conductivity $\sigma_{xy}^{(0)}$ [(a) and (b)] (i.e., $\Gamma = 0$) and the total conductivity σ_{xy} [(c) and (d)] as a function of β_0 (meV·nm/ \hbar). The zero-order conductivity is exactly the conductivity of the closed system. It is worth addressing that the imaginary part of the Hall conductivity is zero in this case. Parameters chosen are $\Gamma=0.2$ meV/ \hbar , $\lambda_0 = 5$ meV·nm/ \hbar , $\mu = 1$ meV, $h_0 = 2$ meV, $m^* = 0.9m_e$, m_e is the mass of electron. The temperature $T = 0K$ for (a) and (c), and $T = 300K$ for (b) and (d).

Example 1.— Consider a two-dimensional ferromagnetic electron gas in the presence of both Rashba and Dresselhaus spin-orbit couplings [4, 32, 33]. This system can be described by Hamiltonian Eq. (15) with

$d_x = \lambda_0 \hbar k_y - \beta_0 \hbar k_x$, $d_y = -\lambda_0 \hbar k_x - \beta_0 \hbar k_y$, and $d_z = h_0$. By the use of Eq. (28), we numerically calculate the Hall conductance and plot the results as a function of β_0 in Fig. 1. Fig. 1 (a) shows a phase transition at $\beta_0 = \pm\lambda_0$. When $\beta_0^2 > \lambda_0^2$, the Chern number of the closed system at zero-temperature is 0.5, while for $\beta_0^2 < \lambda_0^2$, the Chern number is -0.5 . This is in agreement with the analytical results of Hall conductivity of the closed system given by $\sigma_{xy}^{(0)}(T=0) = \frac{1}{2} \text{sgn}(\beta_0^2 - \lambda_0^2)$ in units of $\frac{e^2}{h}$. For the open system, the plot shows that the phase transition can still emerge. This can be found in Fig. 1 (c), the Chern number at zero-temperature is about 0.5 when $\beta_0^2 > \lambda_0^2$, while for $\beta_0^2 < \lambda_0^2$, the Chern number is about -0.5 . A critical value $\beta_0 = \pm\lambda_0$ at which the Hall conductance changes abruptly can be found. This suggests that the topological phase transition survives for open system. We also find that at the critical point λ_0 , σ_{xy} increases compared to $\sigma_{xy}^{(0)}$, while it decreases at $-\lambda_0$. Except the two critical points. The effect of the environment on the conductance is almost zero. Thermal fluctuation diminishes the difference of the Hall conductivity between different phases, but it does not change the nature of the phase, see Fig. 1 (b) and (d). It is worth addressing that the imaginary part of $\sigma_{xy}^{(1)}$ vanishes for in this model, this is different from the example below.

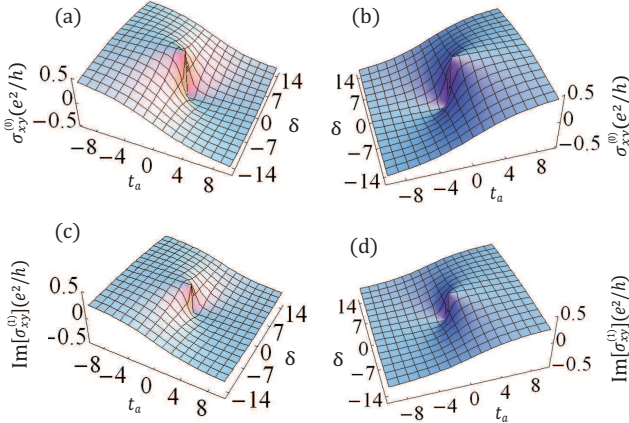


FIG. 2: (Color online) The zero-order Hall conductivity $\sigma_{xy}^{(0)}$ [(a) and (b)] and the imaginary part $\text{Im}[\sigma_{\mu\nu}^{(1)}]$ [(c) and (d)] of the first-order Hall conductivity as a function of t_a (meV) and δ (meV) at zero temperature. Note that the real part $\text{Re}[\sigma_{\mu\nu}^{(1)}]$ of the Hall conductivity of the open system is zero in this case. Define two coefficients, $m_1 = 4n_1 + 1$ or $4n_1 + 4$ ($n_1=0,1,2, \dots$), and $m_2 = 4n_2 + 2$ or $4n_2 + 3$ ($n_2=0,1,2, \dots$). Parameters chosen are $\Gamma = 0.1 \text{ meV}/\hbar$, $\omega = 0.2 \text{ meV}/\hbar$, $p = 1, q = 4, l = 1$. $m_0 = m_1$, for (a) and (c). $m_0 = m_2$, for (b) and (d).

Example 2.— As the second example, we consider tight-binding electrons in a two-dimensional lattice described by the Hamiltonian [34][35]

$$H = -t_a \sum_{\langle i,j \rangle} x c_j^\dagger c_i e^{i\theta_{ij}} - t_b \sum_{\langle i,j \rangle} y c_j^\dagger c_i e^{i\theta_{ij}}, \quad (30)$$

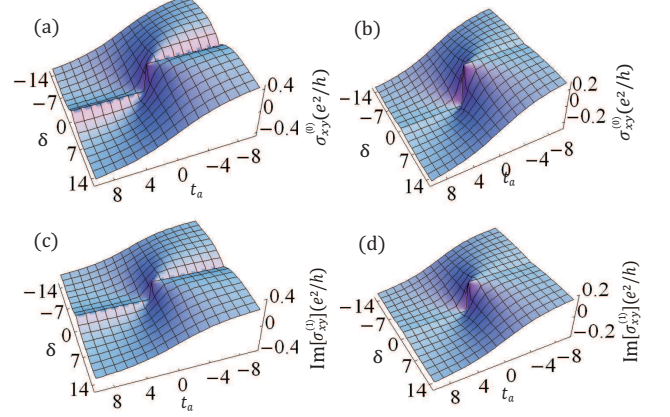


FIG. 3: (Color online) The Hall conductivity of the closed system $\sigma_{xy}^{(0)}$ [(a) and (b)] and the imaginary part of the first order Hall conductivity $\text{Im}[\sigma_{\mu\nu}^{(1)}]$ [(c) and (d)] of the open system. We plot them as a function of t_a (meV) and δ (meV) at finite temperatures. We address that the real part $\text{Re}[\sigma_{\mu\nu}^{(1)}]$ of the Hall conductivity of the open system is zero in this case. Parameters chosen are $\Gamma = 0.1 \text{ meV}/\hbar$, $\omega = 0.2 \text{ meV}/\hbar$, $p = 1, q = 4, l = 1$, $m_0 = m_1$, $T = 30K$ for (a) and (c). $T = 300K$ for (b) and (d).

where c_j is the fermion annihilation operator on the lattice site j , t_a and t_b denote the hopping amplitudes along the x - and y - direction, respectively. Consider two branches coupled by $|l|$ -th order perturbation, the effective Hamiltonian then takes the form Eq. (15) with $d_x = \delta \cos(k_y l)$, $d_y = \delta \sin(k_y l)$, and $d_z = 2t_a \cos(k_x + 2\pi \frac{p}{q} m_0)$, where p and q are integers. δ is proportional to (is the order of) $t_b^{|l|}$.

In Fig. 2, we show numerically the Hall conductance at zero-temperature for the open system as a function of t_a and δ , the Fermi energy is set in the gap. We find that the Hall conductance σ_{xy} and $\text{Im}[\sigma_{\mu\nu}^{(1)}]$ change its sign when t_a crosses zero. The topological phase transition at zero temperature survives in the open system, this can be observed by examining the Hall conductance, which changes from -0.5 and -0.1 to 0.5 and 0.1 when $m_0 = m_1$ [in units of e^2/h , see Figs. 2 (a) and (c)]. Similar changes from 0.5 and 0.1 to -0.5 and -0.1 are found for $m_0 = m_2$ [see Figs. 2 (b) and (d)] are found. We here address that the behavior of the imaginary part $\text{Im}[\sigma_{\mu\nu}^{(1)}]$ of the Hall conductivity for the open system is the same as $\sigma_{\mu\nu}^{(0)}$ for the closed system [see Figs. 2-3] except their amplitudes. This means that the topological properties of open and closed system are same. This observation can be explained as follows. We analytically calculate the Hall conductance at zero temperature and obtain,

$$\begin{aligned} \sigma_{\mu\nu}^{(0)} &= A \frac{e^2}{2h} \text{sgn}[\delta_{m_0 m_1} - \delta_{m_0 m_2}], \\ \sigma_{\mu\nu}^{(1)} &= iB \sigma_{\mu\nu}^{(0)}, \end{aligned} \quad (31)$$

where $A = -\frac{t_a}{\sqrt{M}}$, $B = \frac{\Gamma(13M+2\delta^2)}{12\omega M}$, $M = 4t_a^2 + \delta^2 > 0$. Especially, we find

$$\begin{aligned}\sigma_{\mu\nu}^{(0)} &= -l\frac{e^2}{2h}\text{sgn}(t_a)\text{sgn}[\delta_{m_0m_1} - \delta_{m_0m_2}], \\ \sigma_{\mu\nu}^{(1)} &= \frac{13i\Gamma}{12\omega}\sigma_{\mu\nu}^{(0)}\end{aligned}\quad (32)$$

when $\delta = 0$. This gives the phase transition points for the closed and open system at zero temperature with $\delta = 0$ [see Fig. 2 (a) and (c), (b) and (d)]. In contrast to the system in the last example, the correction to the conductance due to the system-environment coupling is imaginary, which we will refer to environment-induced reactance. This environment induced reactance describes the energy exchange between the system and the environment, reminiscent of the non-Markovian effect. Moreover, from Eq. (31) we find the reactance $\text{Im}[\sigma_{\mu\nu}^{(1)}]$ and $\sigma_{\mu\nu}^{(0)}$ have the same sign because $B > 0$. At finite temperatures, for example, $T = 30\text{K}$ [(a) and (c)] and 300K [(b) and (d)] (see Fig. 3), the thermal effect diminishes the amplitude of the Hall conductance compared with the value at $T = 0\text{K}$ (Fig. 2), but it does not change the topological phase.

IV. DISCUSSION

We have developed a quantum response theory for open systems beyond the linear regime. A general nonlinear susceptibility for the open system is derived. This theory provides us with a formalism to extend the notion of the finite-temperature Hall conductance from closed to open systems. This comes into play when studying decoherence effects on the Hall conductivity in open systems. We exemplify the theory in a two-band model that describes topological insulators, the results show that the environment affect slightly the topological phase transition at finite-temperature. Although the analysis has been restricted to two-band models, we expect that the general response theory could be extended to higher dimensions and nonlinear Hall conductance for many sorts of topological insulators.

The prediction can be observed in the six-terminal device (for details, see Ref.[36]). The environment can be simulated by the use of Büttiker's virtual probes [37, 38]. As we show, the phase transition remains in the open system. Thus, these quantum plateaus are observable in the mesoscopic sample even with environmental noise.

ACKNOWLEDGMENTS

We would like to thank Prof. D. Culcer and Prof. S. Q. Shen for valuable discussions. This work is supported by National Natural Science Foundation of China (NSFC) under grant Nos 11175032, 61475033, and 11204028.

Appendix A: The validity of the approximation

$$q_\nu(0) \simeq [v_\nu, \rho_S].$$

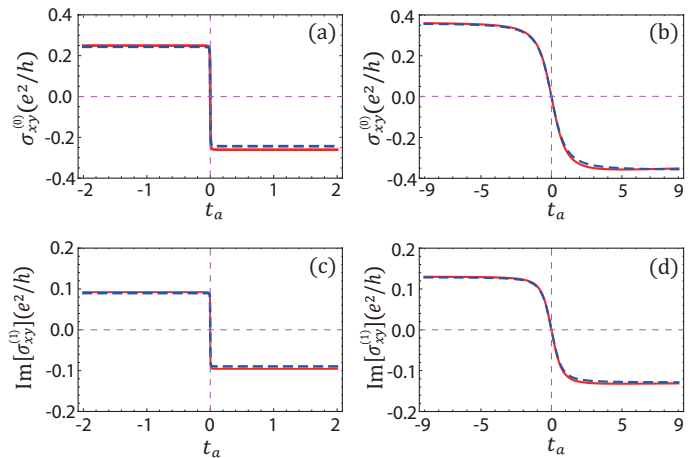


FIG. 4: (Color online) The Hall conductance for closed system [(a) and (b)] and open system [(c) and (d)] given by the third equation in (20). The purpose of this figure is to show the difference in $\sigma_{\mu\nu}$ caused by different order of $q_\nu(0)$ in Eq. (A2) by numerically solving Eq. (13). The red-solid and blue-dashed lines correspond to $q_\nu(0) = [v_\nu, \rho_S] + [v_\nu, \rho_S^{(2)}]$ and $q_\nu(0) = [v_\nu, \rho_S]$, respectively. Parameters chosen are $\omega = 0.2 \text{ meV}/\hbar$, $\lambda = 25 \text{ meV}/\hbar$, $p = 1$, $q = 4$, $L = 1$, $m_0 = 1$, $T = 30\text{K}$, $\delta = 0.01$, $\Gamma = 0$ for (a), $\delta = 2 \text{ meV}$, $\Gamma = 0$ and (b), $\delta = 0.01 \text{ meV}$, $\Gamma = 0.1 \text{ meV}/\hbar$ for (c), and $\delta = 2 \text{ meV}$, $\Gamma = 0.1 \text{ meV}/\hbar$ for (d).

Here, we examine the validity of the approximating $q_\nu(0) = \text{Tr}_R[v_\nu, \rho_{eq}] \simeq [v_\nu, \rho_S] + O(H_{SR})$ in Eq. (13). To this end, we employ the formula with two Hermitian operators A and B ,

$$e^{A+B} = e^A e^B e^{-\frac{1}{2}[A,B]} \cdot e^{(\text{high-order terms for } B)}. \quad (\text{A1})$$

Under weak system-environment interactions H_{SR} , we can expand ρ_{eq} in powers of H_{SR} . To second-order in H_{SR} and setting $A = -\beta H_0$ and $B = -\beta H_{SR}$ in Eq. (A1), we obtain

$$q_\nu(0) = [v_\nu, \text{Tr}_R \rho_{eq}] \simeq [v_\nu, \rho_S] + [v_\nu, \rho_S^{(2)}], \quad (\text{A2})$$

with

$$\begin{aligned}\rho_S^{(2)} &= \rho_S [a_1 (H_S \sigma_+ H_S \sigma_- + \sigma_+ H_S \sigma_- H_S \\ &\quad - H_S \sigma_+ \sigma_- H_S - \sigma_+ H_S H_S \sigma_-) \\ &\quad + a_2 \sigma_+ H_S \sigma_- + a_3 \sigma_+ \sigma_-],\end{aligned}\quad (\text{A3})$$

where the coefficients $a_1 = \frac{\Gamma\lambda\beta^4}{16}$, $a_2 = \frac{\Gamma\lambda\beta^3}{4}$, and $a_3 = \frac{\Gamma\lambda\beta^2}{4}$. Here we have used the Lorentzian spectral density $J(\omega) = \frac{\Gamma}{2\pi} \frac{\lambda^2}{\omega^2 + \lambda^2}$ [31].

In order to check the validity of $q_\nu(0) \simeq [v_\nu, \rho_S]$ in Eq. (13), we numerically plot the Hall conductance for

closed and open system in the tight-binding model (30) with different δ . In Fig. 4, we show a comparison of the results with two different orders in $q_\nu(0)$ given in Eq. (A2); the simulation is performed for the Hall conductance given by the third equation of Eq. (20) with Eq. (13). Blue-dashed line [closed system (a) and (b) and open system (c) and (d)] in Fig. 4 is for $q_\nu(0) = [v_\nu, \rho_S]$, which are in good agreement with the results obtained with $q_\nu(0) = [v_\nu, \rho_S] + [v_\nu, \rho_S^{(2)}]$. In addition, we find the higher-order terms in $q_\nu(0)$, which have no effects on the phase transition point and can be ignored with respect to the zero-order term in the two-band model.

Appendix B: The derivation of the equation for $\dot{q}_\mu(t)$.

We apply the projection operator method to derive the time derivative of $q_\nu(t)$. Note that $q_\nu(t) = Tr_R e^{-\frac{i}{\hbar}Lt} [C_\nu, x(-t)]$ is not a density matrix since the operator C_ν does not commute with $x(-t)$ given by Eq. (5). To derive the equation, we define superoperators $P(\dots) = \rho_R \otimes Tr_R(\dots)$ and $Q = 1 - P$, which are projection operators satisfying $P^2 = P$ and $Q^2 = Q$. By the standard procedure for deriving a master equation in Ref.[10, 39, 40], with two time-evolution operators defined by (the initial time is $t_0 = 0$),

$$\begin{aligned} W(t) &= P e^{-\frac{i}{\hbar}Lt} \Lambda(t), \\ Y(t) &= Q e^{-\frac{i}{\hbar}Lt} \Lambda(t), \end{aligned} \quad (\text{B1})$$

we have

$$\dot{W}(t) = -\frac{i}{\hbar} PLW(t) - \frac{i}{\hbar} PLY(t) + P e^{-\frac{i}{\hbar}Lt} \dot{\Lambda}(t), \quad (\text{B2})$$

and

$$\dot{Y}(t) = -\frac{i}{\hbar} QLY(t) - \frac{i}{\hbar} QLW(t) + Q e^{-\frac{i}{\hbar}Lt} \dot{\Lambda}(t). \quad (\text{B3})$$

Solving Eq. B3, we have

$$\begin{aligned} Y(t) &= e^{-\frac{i}{\hbar}QLt} Q\Lambda(0) - \frac{i}{\hbar} \int_0^t e^{-\frac{i}{\hbar}QL(t-\tau)} QLW(\tau) d\tau \\ &\quad + \int_0^t e^{-\frac{i}{\hbar}QL(t-\tau)} Q e^{-\frac{i}{\hbar}L\tau} \dot{\Lambda}(\tau) d\tau. \end{aligned} \quad (\text{B4})$$

Substituting Eq. (B4) into Eq. (B2), we obtain

$$\begin{aligned} \dot{W}(t) &= -\frac{i}{\hbar} PLW(t) - \frac{i}{\hbar} PL e^{-\frac{i}{\hbar}QLt} Q\Lambda(0) - \frac{1}{\hbar^2} PL \\ &\quad \cdot \int_0^t e^{-\frac{i}{\hbar}QL(t-\tau)} QLW(\tau) d\tau - \frac{i}{\hbar} PL \\ &\quad \cdot \int_0^t e^{-\frac{i}{\hbar}QL(t-\tau)} Q e^{-\frac{i}{\hbar}L\tau} \dot{\Lambda}(\tau) d\tau + P e^{-\frac{i}{\hbar}Lt} \dot{\Lambda}(t). \end{aligned} \quad (\text{B5})$$

Finally applying $P(\dots) = \rho_R \otimes Tr_R(\dots)$ into Eq. B5, we arrive at Eq. (11).

Appendix C: Quantum response beyond the linear regime.

As mentioned in the before, the linear response theory is not valid when the external field is not weak. Here we present an example to show the difference between the linear response theory and the nonlinear response theory, it also is an illustration for the essential role of the nonlinear response theory. We exemplify the difference though $n_e(t)$, which is defined as the difference in photon number with and without external fields inside a cavity. The results show that when the coupling between the field and system is weak, the linear response is a good approximation, otherwise nonlinear response should be taken into account.

Consider a single-mode cavity system with bare frequency ω_0 coupled to a non-Markovian reservoir, driven by an external laser with frequency ω_L . We assume the reservoir modeled by a set of harmonic oscillators is at a finite (ambient) temperature. In a rotating frame, the Hamiltonian of the total system reads,

$$H_T = H + H_e \quad (\text{C1})$$

with

$$H = \hbar\Delta a^\dagger a + \sum_k \hbar\Omega_k b_k^\dagger b_k + \sum_k \left(\hbar g_k^* a b_k^\dagger + \hbar g_k b_k a^\dagger \right), \quad (\text{C2})$$

and

$$H_e = \hbar\Omega(a + a^\dagger), \quad (\text{C3})$$

where $\Delta = \omega_0 - \omega_L$, and $\Omega_k = \omega_k - \omega_L$. Ω is the strength of the external field, a is the cavity annihilation operator, and b_k and g_k are the reservoir annihilation operator and coupling constant. In the following we will solve the exact non-Markovian dynamics in Heisenberg picture.

Suppose the system and the environment is initially uncorrelated—the reservoir modeled by Hamiltonian $H_R = \sum_k \hbar\omega_k b_k^\dagger b_k$ is in a thermal equilibrium state, while the system is in a coherent state. The initial state of the total system is,

$$\rho_T(0) = |\alpha\rangle \langle\alpha| \otimes \rho_R(0), \rho_R(0) = \frac{e^{-\beta H_R}}{\text{tr} e^{-\beta H_R}}, \quad (\text{C4})$$

where $|\alpha\rangle$ is a coherent state and $\beta = 1/\kappa_B T$.

Our task is to obtain exactly the response of the system to the external field and compare it with the nonlinear response. We use the word *exactly* to denote that the response is not a perturbative result—it is exact, including all orders in the external field. With the formal solution of $b_k(t) = e^{\frac{i}{\hbar}H_T t} b_k(0) e^{-\frac{i}{\hbar}H_T t}$, we rewrite the equation for $a(t)$,

$$\begin{aligned} \frac{d}{dt} a(t) &= -i\omega_0 a(t) - \int_0^t a(\tau) f(t-\tau) d\tau \\ &\quad - ib(t) - i\Omega(t), \end{aligned} \quad (\text{C5})$$

where $b(t) = \sum_k g_k b_k(0) e^{-i\omega_k t}$. The memory kernel

$$f(\tau) = \sum_k |g_k|^2 e^{-i\omega_k \tau} \equiv \int d\omega J(\omega) e^{-i\omega \tau}$$

characterizes the non-Markovian dynamics of the reservoir.

Because of the linearity of Eq. (C5), $a(t)$ can be expressed as $a(t) = u_1(t) a(0) + v_1(t)$, where $a(0)$ and $b_k(0)$ are the operators at the initial time. Here time-dependent coefficient $u_1(t)$ and $v_1(t)$ can be calculated by Eq. (C5),

$$\frac{d}{dt} u_1(t) = -i\omega_0 u_1(t) - \int_0^t u_1(\tau) f(t-\tau) d\tau, \quad (\text{C6})$$

$$\begin{aligned} \frac{d}{dt} v_1(t) = & -i\omega_0 v_1(t) - \int_0^t v_1(\tau) f(t-\tau) d\tau \\ & - ib(t) - i\Omega(t), \end{aligned} \quad (\text{C7})$$

with initial conditions $u_1(0) = 1$ and $v_1(0) = 0$. $v_1(t)$ can be given analytically by solving the inhomogeneous equation of Eq. (C7), it leads to $v_1(t) = -i \int_0^t [b(\tau) + \Omega(\tau)] u_1(t-\tau) d\tau$.

Taking the state in Eq. (C4) into account, we can calculate the change of the expectation value of the cavity photon $n(t) = \text{Tr}_S[a^\dagger(t)a(t)\rho(0)]$ in relevance to the external field (C3) as,

$$n_e(t) = n_T(t) - n(t) = 2\text{Re}[u_1^*(t)y(t)] + D(t), \quad (\text{C8})$$

where $y(t) = -i\alpha^* D_1(t)$, $D(t) = |D_1(t)|^2$, $D_1(t) = \Omega \int_0^t u_1(\tau) d\tau$.

We assume that the system coupled to a reservoir has a Lorentzian spectral density $J(\omega) = \frac{\Gamma}{2\pi} \frac{\lambda^2}{(\omega-\omega_0)^2 + \lambda^2}$ [41, 42]. In order to examine the validity of linear response, we plot the response of the average photon number to external field in three regimes divided by linear, two-order nonlinear and exact response in Figs. 5 and 6. In non-Markovian regime, e.g., $\lambda = 0.2\Gamma$, we can see that the results given by Eq. (3) under the first-order approximation (containing only the first term) in Eq (5) are in good agreement with those obtained by the exact response (C8) when the interaction strength Ω is weak [see Figs. 5 (a), 5 (c), and 5 (e)]. With the interaction strength Ω increasing [see Figs. 5 (b), 5 (d), and 5 (f)], i.e., the dynamics of the Eq. (3) involving only the first and second-order terms in Eq. (5) are in good agreement with those obtained by the exact response (C8), but the results obtained by the first-order approximation (linear regime) have serious deviations from the exact one (C8). This difference comes from the nonlinear terms, which are ignored in linear response theory.

Examining the Markovian regime, e.g., $\lambda = 15\Gamma$, we find that the results given by the linear response (containing only the first term in Eq. (5)) are in good agreement

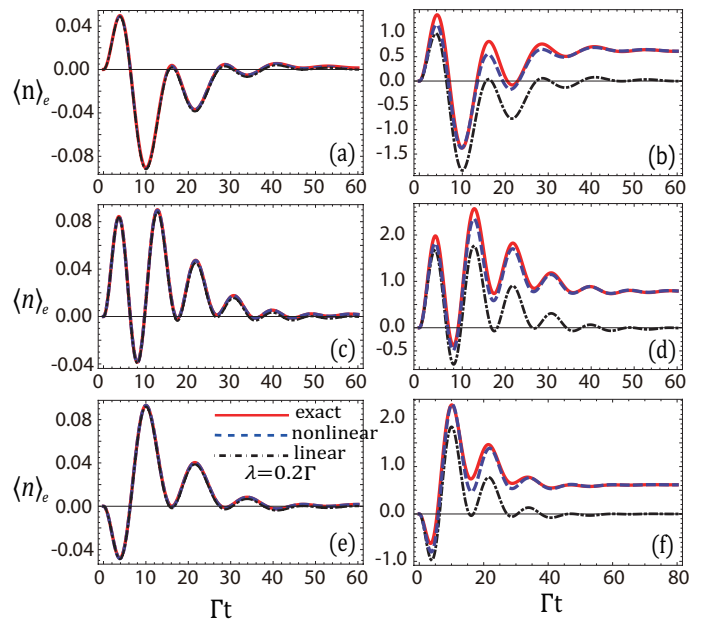


FIG. 5: (Color online) $n_e(t)$ as a function of time. The result of linear response is given in (a), (c), and (e), while (b), (d), and (f) are for two-order nonlinear response. The red solid line, blue dashed line, and black dash-dotted line denote the exact infinity-order response (C8), the linear response given by Eq. (3) containing only the first term of Eq. (5), and the nonlinear response obtained by Eq. (3) containing only the first two terms in Eq. (5), respectively. The parameters chosen are $\lambda = 0.2\Gamma$, $\Omega = 0.01\Gamma$, $\alpha = 4\Gamma$, $\Delta = 0.2\Gamma$ for (a), $\Delta = 0.4\Gamma$ for (c), $\Delta = -0.2\Gamma$ for (e). $\Omega = 0.2\Gamma$, $\Delta = 0.2\Gamma$ for (b), $\Delta = 0.4\Gamma$ for (d), $\Delta = -0.2\Gamma$ for (f).

with those obtained by the exact response (C8) when the the interaction Ω is weak [see Figs. 6 (a), 6 (c), and 6 (e)]. When the the interaction strength Ω becomes strong [see Figs. 6 (b), 6 (d), and 6 (f)], the dynamics given by Eq. (3) involving only the first and second-order terms in Eq. (5) are in good agreement with those obtained by the exact expression (C8). However, the results obtained by the first-order approximation (linear regime) have serious deviations from those obtained by the exact expression (C8). The same observation can be found in the non-Markovian regime.

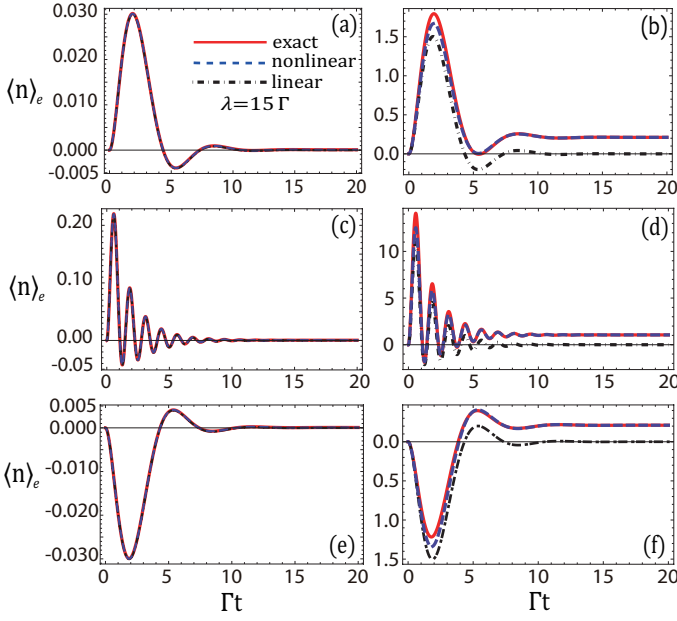


FIG. 6: (Color online) Comparison of the linear response [(a), (c), and (e)] and two-order nonlinear response [(b), (d), and (f)] in the Markovian regime. The red solid line, blue dashed line, and black dash-dotted line denote the exact response (C8), the linear response obtained by Eq. (3) contains only the first term in Eq. (5), and the nonlinear response obtained by Eq. (3) contains only the first two terms in Eq. (5), respectively. The parameters chosen are $\lambda = 15\Gamma, \alpha = 4\Gamma, \Delta = \Gamma, \Omega = 0.01\Gamma$ for (a), $\Delta = 5\Gamma, \Omega = 0.1\Gamma$ for (c), $\Delta = -1\Gamma, \Omega = 0.01\Gamma$ for (e). $\Delta = 1\Gamma, \Omega = 0.5\Gamma$ for (b), $\Delta = 5\Gamma, \Omega = 5\Gamma$ for (d), $\Delta = -1\Gamma, \Omega = 0.5\Gamma$ for (f).

Appendix D: The derivation of Eq. (28).

We first calculate the zeroth-order Hall conductivity at finite-temperature by rewriting Eq. (27) as

$$\sigma_{\mu\nu}^{(0)}(\omega) = \frac{ie^2}{\omega V} \sum_{\vec{p}, m \neq n} f_n(\vec{p}) \left[\frac{\langle n(\vec{p}) | v_\mu | m(\vec{p}) \rangle \langle m(\vec{p}) | v_\nu | n(\vec{p}) \rangle}{\hbar\omega + e_{nm}} - \frac{\langle m(\vec{p}) | v_\mu | n(\vec{p}) \rangle \langle n(\vec{p}) | v_\nu | m(\vec{p}) \rangle}{\hbar\omega - e_{nm}} \right]. \quad (\text{D1})$$

In the limit $|\omega/e_{nm}| \ll 1$,

$$\frac{1}{\hbar\omega \pm e_{nm}} = \frac{1}{e_{nm}} \left(\pm 1 - \frac{\hbar\omega}{e_{nm}} \right) + \mathcal{O}(\omega^2). \quad (\text{D2})$$

Substituting Eq. (D2) into Eq. (D1), we have $\sigma_{\mu\nu}^{(0)}(\omega) = \sigma_1(\omega) + \sigma_2(\omega)$ with

$$\sigma_1(\omega) = \frac{ie^2}{\omega V} \sum_{\vec{p}, m \neq n} f_n(\vec{p}) [\langle n(\vec{p}) | v_\mu | m(\vec{p}) \rangle \langle m(\vec{p}) | v_\nu | n(\vec{p}) \rangle + \langle n(\vec{p}) | v_\nu | m(\vec{p}) \rangle \langle m(\vec{p}) | v_\mu | n(\vec{p}) \rangle] / e_{nm}, \quad (\text{D3})$$

and

$$\sigma_2(\omega) = \frac{-i\hbar e^2}{V} \sum_{\vec{p}, m \neq n} f_n(\vec{p}) [\langle n(\vec{p}) | v_\mu | m(\vec{p}) \rangle \langle m(\vec{p}) | v_\nu | n(\vec{p}) \rangle - \langle n(\vec{p}) | v_\nu | m(\vec{p}) \rangle \langle m(\vec{p}) | v_\mu | n(\vec{p}) \rangle] / e_{nm}^2. \quad (\text{D4})$$

Now we show that the first term $\sigma_1(\omega)$ vanishes. Set $\mu = x$ and $\nu = y$, we have $v_x = \frac{i}{\hbar}[H_S, x]$, then

$$\begin{aligned} \langle n(\vec{p}) | v_x | m(\vec{p}) \rangle &= \frac{i}{\hbar} \langle n(\vec{p}) | [H, x] | m(\vec{p}) \rangle \\ &= \frac{i}{\hbar} e_{nm} \langle n(\vec{p}) | x | m(\vec{p}) \rangle, \end{aligned} \quad (\text{D5})$$

and thus

$$\begin{aligned} &[\langle n(\vec{p}) | v_x | m(\vec{p}) \rangle \langle m(\vec{p}) | v_y | n(\vec{p}) \rangle + \langle n(\vec{p}) | v_y | m(\vec{p}) \rangle \\ &\cdot \langle m(\vec{p}) | v_x | n(\vec{p}) \rangle] = \frac{i}{\hbar} e_{nm} [\langle n(\vec{p}) | x | m(\vec{p}) \rangle \\ &\cdot \langle m(\vec{p}) | v_y | n(\vec{p}) \rangle - \langle n(\vec{p}) | v_y | m(\vec{p}) \rangle \langle m(\vec{p}) | x | n(\vec{p}) \rangle]. \end{aligned} \quad (\text{D6})$$

The factors e_{nm} cancel each other, noticing $\sum_m |m(\vec{p})\rangle \langle m(\vec{p})| = \mathbf{I}$, we have

$$\sigma_1(\omega) = \frac{e^2}{\omega V \hbar} \sum_{\vec{p}, m \neq n} f_n(\vec{p}) \langle n(\vec{p}) | [v_y, x] | n(\vec{p}) \rangle \equiv 0, \quad (\text{D7})$$

since the commutator $[x, v_y]$ vanishes, $\sigma_{\mu\nu}^{(0)} \equiv \sigma_2$. As for the second term (D4), simple algebra yields

$$\sigma_{\mu\nu}^{(0)} = \frac{e^2 \hbar}{V} \sum_{\vec{p}, m \neq n} \frac{f_{mn} \text{Im}[\langle m(\vec{p}) | v_\mu | n(\vec{p}) \rangle \langle n(\vec{p}) | v_\nu | m(\vec{p}) \rangle]}{e_{nm}^2}. \quad (\text{D8})$$

where $f_{mn} = [f_m(\vec{p}) - f_n(\vec{p})]$. Therefore the finite-temperature Hall conductance for open system is given by $\sigma_{\mu\nu} = \sigma_{\mu\nu}^{(0)} + \hbar\Gamma\sigma_{\mu\nu}^{(1)}$. Following the same procedure, we have

$$\begin{aligned} \sigma_{\mu\nu}^{(1)} &= \frac{e^2 \hbar}{2V} \sum_{\vec{p}, m \neq n} g(\theta) f_{mn} \text{Re}[\langle m(\vec{p}) | v_\mu | n(\vec{p}) \rangle \\ &\cdot \langle n(\vec{p}) | v_\nu | m(\vec{p}) \rangle] / e_{nm}^3 + \frac{e^2}{4\omega V} \sum_{\vec{p}, m \neq n} h(\theta) f_{mn} \\ &\cdot \langle m(\vec{p}) | v_\mu | n(\vec{p}) \rangle \langle m(\vec{p}) | v_\nu | n(\vec{p}) \rangle / e_{nm}^2. \end{aligned} \quad (\text{D9})$$

In the Heisenberg picture, the velocity operator ($\mu = x, y, z$) is defined as

$$v_\mu = \frac{i}{\hbar} [H_S(p), r_\mu] = \frac{p}{m^*} + \frac{\partial d_\alpha}{\partial p_\mu} \sigma_\alpha, \quad (\text{D10})$$

where the summations with respect to α automatically assumed in the Einstein summation convention. With Eq. (D10)

$$\langle m(\vec{p}) | v_\mu | n(\vec{p}) \rangle = \frac{\partial d_\alpha}{\partial p_\mu} \langle m(\vec{p}) | \sigma_\alpha | n(\vec{p}) \rangle, \quad (\text{D11})$$

for $m \neq n$, it is easy to prove that in the two-band model,

$$\begin{aligned} \text{Im}[\langle m(\vec{p}) | \sigma_\alpha | n(\vec{p}) \rangle \langle n(\vec{p}) | \sigma_\beta | m(\vec{p}) \rangle] &= m \varepsilon_{\alpha\beta\gamma} \frac{d_\gamma}{d}, \\ \text{Re}[\langle m(\vec{p}) | \sigma_\alpha | n(\vec{p}) \rangle \langle n(\vec{p}) | \sigma_\beta | m(\vec{p}) \rangle] &= -\frac{d_\alpha d_\beta}{d^2}. \end{aligned} \quad (\text{D12})$$

Collecting all together, we can obtain the finite-temperature Hall conductance Eq. (28) for open system.

-
- [1] D. J. Thouless, M. Kohmoto, M. P. Nightingale, and M. Den Nijs, Phys. Rev. Lett. **49**, 405 (1982).
- [2] M. Kohmoto, Ann. Phys. **160**, 343 (1985).
- [3] X. L. Qi, Y. S. Wu, and S. C. Zhang, Phys. Rev. B **74**, 085308 (2006).
- [4] B. Zhou, L. Ren, and S. Q. Shen, Phys. Rev. B **73**, 165303 (2006).
- [5] R. Kubo, J. Phys. Soc. Jpn. **12**, 570 (1957).
- [6] It is worth pointing out that the Kubo's theory is developed for the weakly non-equilibrium system, it can be applied to the open system, but not for open quantum systems. For example, Bloch-Gruneisen formula given by the Kubo formula is based on the Boltzmann equation available for classical open system.
- [7] J. E. Avron and Z. Kohn, J. Phys. A: Math. Gen. **32**, 6097 (1999).
- [8] J. E. Avron, M. Fraas, G. M. Graf, and O. Kenneth, New J. Phys. **13**, 053042 (2011).
- [9] J. E. Avron, M. Fraas, and G. M. Graf, J. Stat. Phys. **148**, 800 (2012).
- [10] C. Uchiyama, M. Aihara, M. Saeki, and S. Miyashita, Phys. Rev. E **80**, 021128 (2009).
- [11] M. Saeki, C. Uchiyama, T. Mori, and S. Miyashita, Phys. Rev. E **81**, 031131 (2010).
- [12] A. R. Kolovsky, Europhys. Lett. **96**, 50002 (2011).
- [13] J. S. Jin, X. Zheng, and Y. J. Yan, J. Chem. Phys. **128**, 234703 (2008).
- [14] J. H. Wei and Y. J. Yan, arXiv:1108.5955 (2011).
- [15] H. Z. Shen, W. Wang, and X. X. Yi, Sci. Rep. **4**, 6455 (2014).
- [16] R. L. Peterson, Rev. Mod. Phys. **39**, 69 (1967).
- [17] M. König, S. Wiedmann, C. Brüne, A. Roth, H. Buhmann, L. W. Molenkamp, X. L. Qi, and S. C. Zhang, Science **318**, 766 (2007).
- [18] B. A. Bernevig, T. L. Hughes, and S. C. Zhang, Science **314**, 1757 (2006).
- [19] D. Hsieh, D. Qian, L. Wray, Y. Xia, Y. S. Hor, R. J. Cava, and M. Z. Hasan, Nature **452**, 970 (2008).
- [20] A. Roth, C. Brüne, H. Buhmann, L. W. Molenkamp, J. Maciejko, X. L. Qi, and S. C. Zhang, Science **325**, 294 (2009).
- [21] A. Rivas, O. Viyuela and M. A. Martin-Delgado, Phys. Rev. B **88**, 155141 (2013).
- [22] O. Viyuela, A. Rivas, M. A. Martin-Delgado, Phys. Rev. B **86**, 155140 (2012).
- [23] C. E. Bardyn, M. A. Baranov, C. V. Kraus, E. Rico, A. İmamoğlu, P. Zoller, and S. Diehl, New J. Phys. **15**, 085001 (2013).
- [24] W. M. Zhang, P. Y. Lo, H. N. Xiong, M. W. Y. Tu, and F. Nori, Phys. Rev. Lett. **109**, 170402 (2012).
- [25] I. Bloch, J. Dalibard, and W. Zwerger, Rev. Mod. Phys. **80**, 885 (2008).
- [26] T. Salger, C. Geckeler, S. Kling, and M. Weitz, Phys. Rev. Lett. **99**, 190405 (2007).
- [27] T. Salger, S. Kling, T. Hecking, C. Geckeler, L. M. Molina, and M. Weitz, Science **326**, 1241 (2009).
- [28] B. M. Breid, D. Witthaut, and H. J. Korsch, New J. Phys. **8**, 110 (2006).
- [29] S. Raghu, X. L. Qi, C. X. Liu, D. J. Scalapino, and S. C. Zhang, Phys. Rev. B **77**, 220503(R) (2008).
- [30] T. O. Stadelmann, *Antidot Superlattices in InAsCGaSb Double Heterostructures: Transport Studies*. (DPhil thesis, University College, University of Oxford, 2006).
- [31] H. P. Breuer and F. Petruccione, *The Theory of Open Quantum Systems* (Oxford University Press, Oxford, 2002).
- [32] B. A. Bernevig, J. Orenstein, and S. C. Zhang, Phys. Rev. Lett. **97**, 236601 (2006).
- [33] L. Meier, G. Salis, I. Shorubalko, E. Gini, S. Schön, and K. Ensslin, Nat. Phys. **3**, 650 (2007).
- [34] M. Kohmoto, Phys. Rev. B **39**, 11943(1989).
- [35] The Mermin-Wagner(MW) theorem tells that in one and two dimensions, continuous symmetries cannot be spontaneously broken at finite temperature in systems with sufficiently short-range interactions. If the MW theorem holds, the Hall conductivity is absent in this system. However, the MW theorem does not hold in our system, because the steady state here is not the equilibrium state, i.e., $\rho = e^{-\beta H}$. So, the Mermin-Wagner's theorem is not violated by the example.
- [36] H. Jiang, S. G. Cheng, Q. F. Sun, and X. C. Xie, Phys. Rev. Lett. **103**, 036803 (2009).
- [37] M. Büttiker, Phys. Rev. B **33**, 3020 (1986).
- [38] J. R. Shi and X. C. Xie, Phys. Rev. B **63**, 045123 (2001).
- [39] S. Nakajima, Prog. Theor. Phys. **20**, 948 (1958).
- [40] R. Zwanzig, J. Chem. Phys. **33**, 1338 (1960).
- [41] H. Z. Shen, M. Qin, and X. X. Yi, Phys. Rev. A **88**, 033835 (2013).
- [42] J. Zhang, Y. X. Liu, R. B. Wu, K. Jacobs, and F. Nori, Phys. Rev. A **87**, 032117 (2013).