

## LSQ14BDQ: A TYPE IC SUPER-LUMINOUS SUPERNOVA WITH A DOUBLE-PEAKED LIGHT CURVE

M. NICHOLL<sup>1</sup>, S. J. SMARTT<sup>1</sup>, A. JERKSTRAND<sup>1</sup>, S. A. SIM<sup>1</sup>, C. INSERRA<sup>1</sup>, J. P. ANDERSON<sup>2</sup>, C. BALTAY<sup>3</sup>, S. BENETTI<sup>4</sup>, K. CHAMBERS<sup>5</sup>, T.-W. CHEN<sup>1</sup>, N. ELIAS-ROSA<sup>4</sup>, U. FEINDT<sup>6,7</sup>, H. A. FLEWELLING<sup>5</sup>, M. FRASER<sup>8</sup>, A. GAL-YAM<sup>9</sup>, L. GALBANY<sup>10,11</sup>, M. E. HUBER<sup>5</sup>, T. KANGAS<sup>12</sup>, E. KANKARE<sup>1</sup>, R. KOTAK<sup>1</sup>, T. KRÜHLER<sup>2</sup>, K. MAGUIRE<sup>13</sup>, R. MCKINNON<sup>3</sup>, D. RABINOWITZ<sup>3</sup>, S. ROSTAMI<sup>3</sup>, S. SCHULZE<sup>10,14</sup>, K. W. SMITH<sup>1</sup>, M. SULLIVAN<sup>15</sup>, J. L. TONRY<sup>5</sup>, S. VALENTI<sup>16,17</sup>, D. R. YOUNG<sup>1</sup>

*Draft version November 15, 2021*

### ABSTRACT

We present data for LSQ14bdq, a hydrogen-poor super-luminous supernova (SLSN) discovered by the La Silla QUEST survey and classified by the Public ESO Spectroscopic Survey of Transient Objects. The spectrum and light curve are very similar to slow-declining SLSNe such as PTF12dam. However, detections within  $\sim 1$  day after explosion show a bright and relatively fast initial peak, lasting for  $\sim 15$  days, prior to the usual slow rise to maximum light. The broader, main peak can be fit with either central engine or circumstellar interaction models. We discuss the implications of the precursor peak in the context of these models. It is too bright and narrow to be explained as a normal  $^{56}\text{Ni}$ -powered SN, and we suggest that interaction models may struggle to fit the two peaks simultaneously. We propose that the initial peak may arise from the post-shock cooling of extended stellar material, and reheating by a central engine drives the second peak. In this picture, we show that an explosion energy of  $\sim 2 \times 10^{52}$  erg and a progenitor radius of a few hundred solar radii would be required to power the early emission. The competing engine models involve rapidly spinning magnetars (neutron stars) or fall-back onto a central black hole. The prompt energy required may favour the black hole scenario. The bright initial peak may be difficult to reconcile with a compact Wolf-Rayet star as a progenitor, since the inferred energies and ejected masses become unphysical.

*Subject headings:* supernovae: general, supernovae: individual (LSQ14bdq)

### 1. INTRODUCTION

<sup>1</sup> Astrophysics Research Centre, School of Mathematics and Physics, Queens University Belfast, Belfast BT7 1NN, UK; mnicholl03@qub.ac.uk

<sup>2</sup> European Southern Observatory, Alonso de Coórdova 3107, Vitacura, Santiago, Chile

<sup>3</sup> Department of Physics, Yale University, New Haven, CT 06520-8121, USA

<sup>4</sup> INAF - Osservatorio Astronomico di Padova, vicolo dell'Osservatorio 5, I-35122 Padova, Italy

<sup>5</sup> Institute of Astronomy, University of Hawaii, 2680 Woodlawn Drive, Honolulu, Hawaii 96822, USA

<sup>6</sup> Institut für Physik, Humboldt-Universität zu Berlin, Newtonstr. 15, 12489 Berlin, Germany

<sup>7</sup> Physikalisches Institut, Universität Bonn, Nussallee 12, 53115 Bonn, Germany

<sup>8</sup> Institute of Astronomy, University of Cambridge, Madingley Road, Cambridge, CB3 0HA, UK

<sup>9</sup> Benoziyo Center for Astrophysics, Weizmann Institute of Science, Rehovot 76100, Israel

<sup>10</sup> Millennium Institute of Astrophysics, Vicuña Mackenna 4860, 7820436 Macul, Santiago, Chile

<sup>11</sup> Departamento de Astronomía, Universidad de Chile, Casilla 36-D, Santiago, Chile

<sup>12</sup> Tuorla Observatory, Department of Physics and Astronomy, University of Turku, Väisäläntie 20, 21500 Piikkiö, Finland

<sup>13</sup> European Southern Observatory, Karl-Schwarzschild-Strasse 2, 85748 Garching, Germany

<sup>14</sup> Instituto de Astrofísica, Facultad de Física, Pontificia Universidad Católica de Chile, Vicuña Mackenna 4860, 7820436 Macul, Santiago, Chile

<sup>15</sup> School of Physics and Astronomy, University of Southampton, Southampton, SO17 1BJ, UK

<sup>16</sup> Department of Physics, University of California, Santa Barbara, Broida Hall, Mail Code 9530, Santa Barbara, CA 93106-9530, USA

<sup>17</sup> Las Cumbres Observatory, Global Telescope Network, 6740 Cortona Drive Suite 102, Goleta, CA 93117, USA

Type Ic super-luminous supernovae (SLSNe) are hydrogen-poor explosions reaching absolute magnitudes  $M_{\text{peak}} < -21$  (Quimby et al. 2011; Gal-Yam 2012; Inserra et al. 2013). They are intrinsically rare (less than  $\sim 0.01\%$  of the core-collapse population; Quimby et al. 2013; McCrum et al. 2015), but their enormous electromagnetic output is observable at cosmological distances, and they show promise as standardisable candles (Inserra & Smartt 2014). However, the power source remains elusive. Viable models must account for the luminosity, blue colours (Quimby et al. 2011), spectroscopic evolution to resemble supernovae (SNe) Ic (Pastorello et al. 2010), diverse light curves (Nicholl et al. 2015), and low-metallicity environments (Neill et al. 2010; Chen et al. 2013; Lunnan et al. 2014; Chen et al. 2014; Leloudas et al. 2015).

The slowest events, such as SN 2007bi (Gal-Yam et al. 2009; Young et al. 2010) have been considered candidates for pair-instability supernovae (PISNe; e.g. Heger & Woosley 2002): complete thermonuclear disruptions of stellar cores with  $M_{\text{core}} > 65 M_{\odot}$ . However, early observations of SLSNe apparently similar to SN 2007bi have shown rise-times and blue colours discrepant with numerical simulations (Kasen et al. 2011; Dessart et al. 2012; Nicholl et al. 2013; McCrum et al. 2014).

Two further power sources have been proposed. One is a central engine, which could be the rotation of a millisecond pulsar with  $B \sim 10^{14}$  G (Kasen & Bildsten 2010; Woosley 2010), or accretion by fallback if the SN forms a black hole (Dexter & Kasen 2013). The other is reprocessing of kinetic energy as the ejecta expand into a massive, extended circumstellar medium (CSM) (Woosley

et al. 2007; Chevalier & Irwin 2011; Ginzburg & Balberg 2012). Both classes of models can fit SLSN light curves (Chatzopoulos et al. 2013; Nicholl et al. 2014), but the spectra of SLSNe Ic do not show clear signs of CSM.

Here we present the discovery, light curve and analysis of the SLSN Ic, LSQ14bdq. Dense photometric sampling reveals an initial peak before the main light curve rise. We discuss physical interpretations of these data in the context of the competing models.

## 2. OBSERVATIONS

### 2.1. Discovery and spectroscopic classification

LSQ14bdq was discovered by La Silla QUEST (LSQ; Baltay et al. 2013), at coordinates  $\alpha = 10^{\text{h}}01^{\text{m}}41^{\text{s}}.60$ ,  $\delta = -12^{\circ}22'13''.4$  (J2000.0), in images taken on April 5.1 UT (though earlier detections exist; Sect. 2.2). It was classified by Benitez et al. (2014), as part of the Public ESO Spectroscopic Survey of Transient Objects (PESSTO; Smartt et al. 2014), as a SLSN Ic. This spectrum (1500s) was taken on 2014 May 4.9 UT with the ESO 3.58m New Technology Telescope, using EFOSC2 and Grism#13, and was followed by a longer exposure ( $2 \times 1800\text{s}$ ) on the next night. A third spectrum was taken using Grism#11 (2400s), on 2014 May 7.0 UT. These were reduced using the PESSTO pipeline, applying bias-subtraction, flat-fielding, wavelength and flux calibration and telluric correction (Smartt et al. 2014). The absolute fluxes were matched to contemporaneous photometry. PESSTO data are available from the ESO archive<sup>18</sup> or WISEREP<sup>19</sup> (Yaron and Gal-Yam 2012).

Fig. 1 shows the spectrum summed over these three nights. The Grism#11 spectrum (resolution  $13.8\text{\AA}$ ) shows interstellar Mg II  $\lambda\lambda 2795.528, 2802.704$  absorption, giving a redshift of  $z = 0.345$  from Gaussian fits. We estimate that the mean rest-frame phase of the combined spectrum is 19 d before maximum brightness (Sect. 2.2). Also shown are SLSNe Ic PTF12dam (Nicholl et al. 2013) and PTF09cnd (Quimby et al. 2011). The broad absorption features in LSQ14bdq are ubiquitous in such objects before maximum light. The O II lines are a defining feature of the class (Quimby et al. 2011) and the deep Mg II absorption matches that in PTF09cnd and other objects with near-ultraviolet spectroscopy (e.g. Chomiuk et al. 2011).

### 2.2. Photometry

The observed light curve of LSQ14bdq is shown in Fig. 2. The rise from 2014 March 22.1 UT was measured with the automated LSQ pipeline (Baltay et al. 2013), employing point-spread function (PSF) fitting forced photometry, and are calibrated to SDSS  $r$  (AB system). Inspection of pre-discovery LSQ data showed clear variable flux at the SN position *before* this first pipeline detection. Applying manual PSF photometry (using SNOOPY<sup>20</sup>) revealed that this was an early peak prior to the main rise. Non-detections (Table 1) suggest the explosion occurred on  $\text{MJD} = 56721 \pm 1$ , assuming a smooth rise to the first peak. A stack of all LSQ images from 2012-2013 shows no host galaxy to a limiting

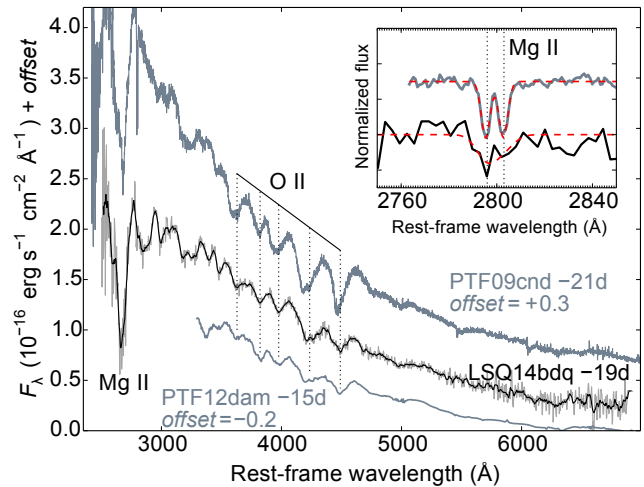


FIG. 1.— The pre-maximum spectrum of LSQ14bdq (smoothed using 10-pixel moving average), compared to PTF12dam (Nicholl et al. 2013) and PTF09cnd (Quimby et al. 2011). The spectra are at similar phases from peak, and have been corrected for Galactic reddening ( $E(B - V) = 0.056$ ; Schlafly & Finkbeiner 2011). The redshift is determined by fitting double-gaussian profiles (at instrumental resolution) to narrow Mg II absorption (inset, including PTF09cnd); the components are blended for the LSQ14bdq spectrum. Fluxes have been scaled to the same luminosity distance as LSQ14bdq, and offsets added for presentation.

magnitude of  $r = 24.1$ , hence image subtraction is unimportant.

We obtained multicolour imaging using EFOSC2, the 2.0-m Liverpool Telescope and Las Cumbres Observatory Global Telescope 1-m network. PSF magnitudes were calibrated using a sequence of local field stars, themselves calibrated against standard fields on photometric nights. LSQ14bdq set for the season just before reaching maximum brightness. Subsequent data are a combination of PESSTO, LSQ, Pan-STARRS1 (PS1; Magnier et al. 2013) and GROND (Greiner et al. 2008) images. The PS1 data were taken in the  $w_{P1}$ -band (effectively a  $gri$  composite; Tonry et al. 2012) from the Pan-STARRS NEO Science Consortium survey (Huber et al. 2015), and also calibrated to  $r$ .

We converted observed  $r$ -band magnitudes to rest-frame  $g$ -band for comparison with other SLSNe (at this redshift, observed  $g, r, i, z$  are similar to rest-frame  $u, g, r, i$ ). The  $K$ -correction before peak is calculated from synthetic photometry on the LSQ14bdq spectrum ( $K_{r \rightarrow g} \simeq -0.3$ ). As we only have one spectrum, our post-peak data use a  $K$ -correction calculated in a similar manner, but from the spectrum of PTF12dam at +171 d (Nicholl et al. 2013). LSQ14bdq has a broad light curve like PTF12dam. A polynomial fit suggests  $M_g = -21.96$  at maximum light. The initial peak ( $M_g = -20.01$ ) is much faster, with a rise of 5 days and a total width of  $\sim 15$  days.

Leloudas et al. (2012) presented pre-rise data for SN 2006oz with multi-colour detections. Fig. 3 shows that the two are qualitatively similar. The rise to peak is not as pronounced as for LSQ14bdq, although time-sampling was sparser. Leloudas et al. (2012) suggested a luminosity plateau powered by oxygen-recombination in extended CSM. Of the other SLSNe with strict explosion constraints, SN 2011ke (Inserra et al. 2013) shows a similar rise to SN 2006oz, but non-detections shortly before

<sup>18</sup> see [www.pessto.org](http://www.pessto.org)

<sup>19</sup> <http://www.weizmann.ac.il/astrophysics/wiserep/>

<sup>20</sup> <http://sngroup.oapd.inaf.it/snoopy.html>

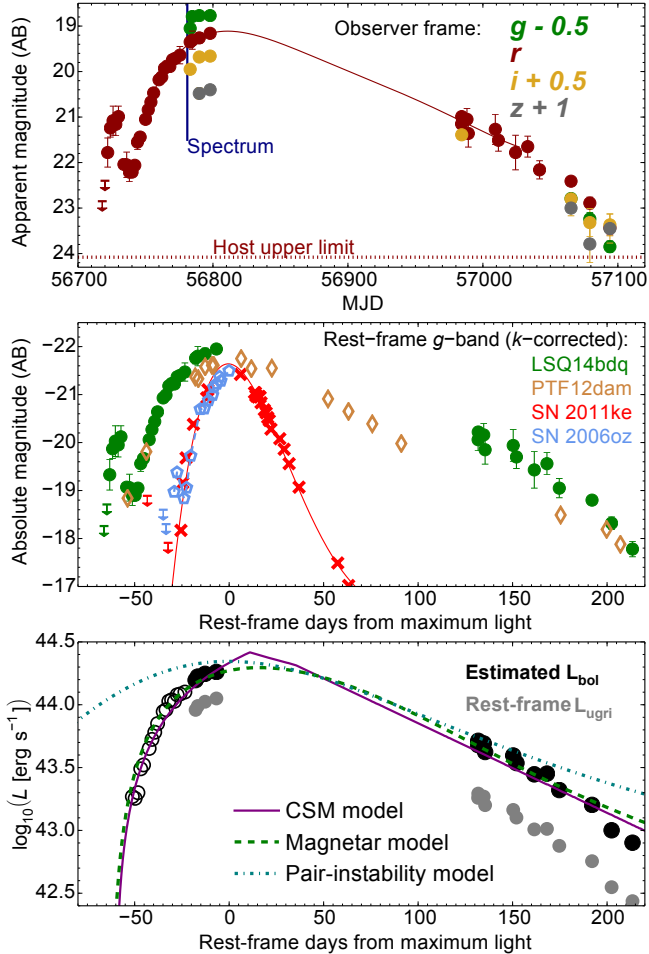


FIG. 2.— The light curve of LSQ14bdq. Top: Observed photometry in *griz*. Polynomial fitting suggests a peak on MJD = 56807, at  $r = 19.15$ . Middle: Absolute light curve in rest-frame *g*-band, after  $K$ -correction and de-reddening, and resemblance to PTF12dam (Nicholl et al. 2013). SLSNe 2011ke (Inserra et al. 2013) and 2006oz (Leloudas et al. 2012) have good coverage during the rising phase. Bottom: The main peak of the bolometric light curve can be fit by magnetar and interaction models (see Sect. 3.1). The rise of the PISN model is too slow to match the observations. Empty circles indicate points that are estimated from single-filter photometry (see Sect. 3.1).

discovery limit any early peak to be fainter than those observed for LSQ14bdq and SN 2006oz.

### 3. ANALYSIS

#### 3.1. Bolometric light curve and main peak

We constructed the bolometric light curve of LSQ14bdq in two steps. First we integrated the flux in the rest-frame *u*- to *i*-bands, following the procedure described in Inserra et al. (2013). Before  $-20$  d, we caution that points are derived using the earliest available colour information. To estimate the full bolometric light curve, we take the fractional flux outside of this range to be the same as for PTF12dam (Nicholl et al. 2013; Chen et al. 2014). This seems reasonable, at least in the late-time NIR, from the *J*-band detection at 192 days (Table 1). Both the observed *ugri*-pseudobolometric and the estimated full bolometric light curve are shown in Fig. 2.

We can reproduce the main peak with models powered by a central engine (we take a magnetar as rep-

resentative) or by ejecta-CSM interaction. For details of the models, see Inserra et al. (2013); Chatzopoulos et al. (2012); Nicholl et al. (2014). The magnetar fit has magnetic field  $B = 0.6 \times 10^{14}$  G, spin period  $P = 1.7$  ms and diffusion time  $\tau_m = 90$  d. We have fixed the time of explosion to coincide with the first detection, on the precursor peak. The CSM model has ejected mass  $M_{\text{ej}} = 30.0 M_{\odot}$ , CSM mass  $M_{\text{CSM}} = 16.0 M_{\odot}$  (assuming  $\kappa = 0.2 \text{ cm}^2 \text{ g}^{-1}$ ), density  $\rho_{\text{CSM}} = 3.0 \times 10^{-13} \text{ g cm}^{-3}$  and explosion energy  $E_k = 5.0 \times 10^{51}$  erg.

We also compare to the brightest PISN model of Kasen et al. (2011) (a  $130 M_{\odot}$  bare helium core), which reproduces the peak luminosity. However, the rise-time is discrepant: the well-constrained main rise of LSQ14bdq lasts for 50 days, whereas the PISN model rises for over 100 days, and declines more slowly than LSQ14bdq. We therefore reach the same conclusion as Nicholl et al. (2013) and McCrum et al. (2014), who found that the rise-time ruled out PISN models for two slowly-declining SLSNe, PTF12dam and PS1-11ap.

#### 3.2. A Nickel-powered precursor?

The first scenario we investigate for the early peak is an initially normal SN, powered by the radioactive decay of  $^{56}\text{Ni}$ , before the mechanism powering the super-luminous second peak kicks in. We compare our early light curve to  $^{56}\text{Ni}$ -powered SNe (core-collapse and thermonuclear) in Fig. 3, choosing filters with similar effective wavelengths. As the late-time spectra of Type Ic SLSNe closely resemble SNe Ic, we first compare to SN 1994I, a well-observed object with a narrow light curve, suggesting  $M_{\text{ej}} \lesssim 1 M_{\odot}$  (Richmond et al. 1996). The width of the LSQ14bdq peak is slightly narrower, but comparable to SN 1994I. However, it is 2.3 magnitudes brighter. Using the Arnett (1982) model, as implemented by Inserra et al. (2013), we find that matching the photometry<sup>21</sup> requires an almost pure  $^{56}\text{Ni}$  ejecta of  $\simeq 1 M_{\odot}$ , which is difficult to produce with core-collapse SNe. Type Ia SNe produce  $\approx 0.5\text{--}1 M_{\odot}$  of nickel, but comparing with SN 2005cf (Pastorello et al. 2007) shows that SNe Ia have light curves that are too broad. The fast rise of LSQ14bdq would necessitate a very large explosion energy, even for the lowest possible ejecta mass,  $M_{\text{ej}} = M_{\text{Ni}}$ . A fit shows that we require  $E_k = 25 B$ , where 1 B (Bethe) =  $10^{51}$  erg. Because complete burning of  $1 M_{\odot}$  of carbon/oxygen to nickel liberates only  $\sim 1 B$ , an additional energy source is required. Thus, if the early peak is ‘a supernova in itself’, it cannot be a normal  $^{56}\text{Ni}$ -powered event.

#### 3.3. Shock cooling with a central engine

In Fig. 4, we show an alternative scenario, comparing the early emission from LSQ14bdq to other SNe with two observed peaks. The basic light curve morphology of SNe 1987A, 1993J and 2008D has been interpreted as an initial cooling phase, releasing heat deposited by the shock wave, before a second peak is driven by delayed heating from  $^{56}\text{Ni}$  (Shigeyama & Nomoto 1990; Woosley et al. 1994; Modjaz et al. 2009). The light curve of LSQ14bdq is qualitatively similar to these objects, suggesting that

<sup>21</sup> Assuming a blackbody SED, we apply synthetic photometry to the model using PYSYNPHOT (<http://stdas.stsci.edu/pysynphot/>).

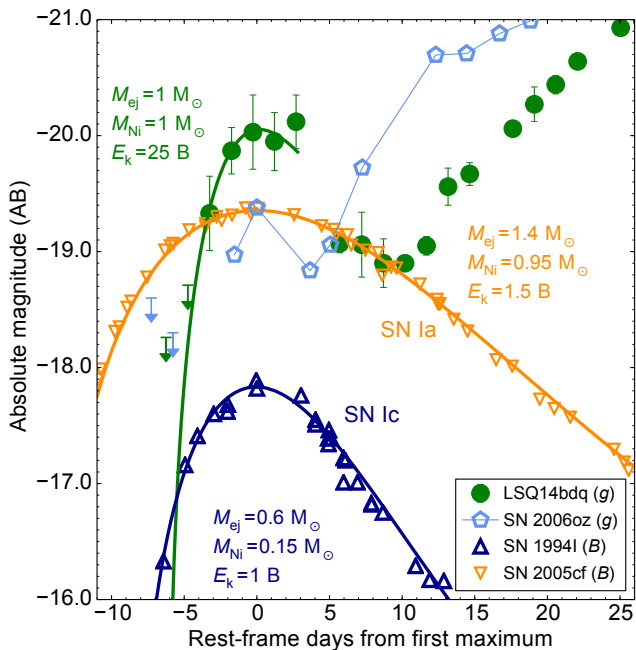


FIG. 3.— Nickel-powered model for the precursor peak. The early light curve of LSQ14bdq is similar to SN 1994I (Type Ic) but is much brighter, whereas it is much narrower than the Type Ia SN 2005cf. The combination of high luminosity and very short rise-time rules out a physically-plausible  $^{56}\text{Ni}$ -powered SN for this peak (see Sect. 3.2).

the light curve could be explained by a shock cooling phase, followed by internal reheating. While bolometric luminosity in the cooling phase should decline monotonically, single-filter light curves show maxima as the peak of the SED moves into and out of the optical.

We fit the early rise using analytic approximations from Rabinak & Waxman (2011), giving the parameters in Fig. 4. We use their blue supergiant (radiative envelope), red supergiant (convective envelope) and Wolf-Rayet models for SN 1987A, 1993J and 2008D, respectively. The progenitor radius,  $R_*$ , determines the slope and duration of the rise, while the luminosity scale is set by both  $R_*$  and by the explosion energy per unit mass,  $E_k/M_{\text{ej}}$ . The values of  $R_*$  and  $E_k/M_{\text{ej}}$  used to fit the literature objects are in line with previous estimates. As noted by Rabinak & Waxman (2011), the model assumptions begin to break down after a few days; we end the simulations at the cut-off time prescribed by their equation 17. The model for SN 1993J is still rising slowly as it goes through the peak. The discrepancy with observations may be due to the very simple density profile assumed in the model. Detailed models of SN 1993J have had  $\lesssim 0.1M_{\odot}$  in the extended envelope, with most of its mass in the core.

To model LSQ14bdq, we set  $E_k/M_{\text{ej}} = C B/M_{\odot}$ , where  $C$  is arbitrary. To try to break the degeneracy between  $E_k$  and  $M_{\text{ej}}$ , we assume that the diffusion time during the early peak is the same as in our central-engine fit to the main peak. We neglect late-time kinetic energy input from the magnetar,  $\approx 10^{51}$  erg for our model, because this is small compared to the initial energy found for the shock cooling, as will be seen below. We then have

$$\tau_m = \frac{1.05}{(13.7c)^{1/2}} \kappa^{1/2} \left( \frac{M_{\text{ej}}^3}{E_k} \right)^{1/4} = 90 \text{ days.} \quad (1)$$

For  $\kappa = 0.2 \text{ cm}^2 \text{ g}^{-1}$ , this leads to:

$$M_{\text{ej}} = 40.1 C^{1/2} M_{\odot}; \quad (2)$$

$$E_k = 40.1 C^{3/2} B. \quad (3)$$

The uncertainty in  $\tau_m$  (taking the range where  $\chi^2 < 2\chi_{\text{min}}^2$ ) is  $\sim 30\%$ , meaning  $M_{\odot}$  and  $E_k$  are constrained to within a factor of 2.

Fig. 4 shows models for 3 progenitors: a Wolf-Rayet with  $R_* = 10 R_{\odot}$ , and extended stars with  $R_* = 100, 500 R_{\odot}$  (extended models are insensitive to the choice of radiative/convective envelope). For the compact model, we derive  $M_{\text{ej}} \approx 270 M_{\odot}$ ; depending on the precise mass, the implied progenitor should either explode as a PISN or collapse totally (hence invisibly) to a black hole (Heger & Woosley 2002), neither being consistent with the light curve. The inferred energy,  $E_k > 10^{54}$  erg, is also unrealistic.

An extended envelope (or wind; Ofek et al. 2010) is therefore a requirement in this scenario. The  $100 R_{\odot}$  model requires  $M_{\text{ej}} \approx 60 M_{\odot}$  and  $E_k \approx 150 B$ . This energy is greater than the canonical neutron star gravitational binding energy of  $10^{53}$  erg (of which  $\sim 1\%$  is normally accessible to power the explosion). The energy released in black-hole-formation is higher than for neutron stars and could meet the requirement, if it could couple to the ejecta. A possible mechanism is an accretion disk, such as in the collapsar model (Woosley 1993) of gamma-ray bursts (GRBs). In this case the engine would be black hole accretion (Dexter & Kasen 2013) rather than a magnetar. This accretion engine has a characteristic power law,  $L \propto t^{-n}$ , similar to the magnetar, with  $n_{\text{mag}} = 2$  and  $n_{\text{acc}} = 5/3$ . Therefore we would expect a similar  $\tau_m$ , and that equations 2 and 3 would still hold.

The final model shown is for  $R_* = 500 R_{\odot}$ . The inferred mass is  $M_{\text{ej}} \approx 30 M_{\odot}$ , with  $E_k \approx 20 B$ , which may also favour a black hole engine over a neutron star (it is similar to the kinetic energy in GRB-SNe), but not so definitively as in the more compact models. The radius is very large for a hydrogen-free star, but similar to SN 1993J, which had only a very diffuse hydrogen envelope, and by maximum light had evolved to resemble a SN Ib. For this model, the velocity,  $v \sim \sqrt{10E_k/(3M_{\text{ej}})} = 10000 \text{ km s}^{-1}$ , is in good agreement with the observed spectrum.

### 3.4. CSM interaction

An alternative scenario to consider is that the main peak arises from CSM interaction on scales of  $\sim 10^4 R_{\odot}$ , as has been suggested for other SLSNe (e.g. Chatzopoulos et al. 2013). CSM fits for the main peak (Fig. 2) require  $E_k/M_{\text{ej}} \sim 0.2 B/M_{\odot}$ , lower than any of the shock cooling models shown in Fig. 4. This is fairly inflexible for the CSM model, as  $E_k$  and  $M_{\text{ej}}$  are the two strongest drivers of the peak luminosity – e.g. models with  $E_k/M_{\text{ej}} \sim 0.4 B/M_{\odot}$  are too bright by about 0.5 dex (and rise too quickly). To reproduce the early emission with shock cooling and  $E_k/M_{\text{ej}} \sim 0.2 B/M_{\odot}$ , we would need initial radius  $R_* \sim 2000 R_{\odot}$ . This is uncomfortably large for any reasonable progenitor. However models have been proposed in which the cooling phase arises from shock breakout in an inner region of dense CSM

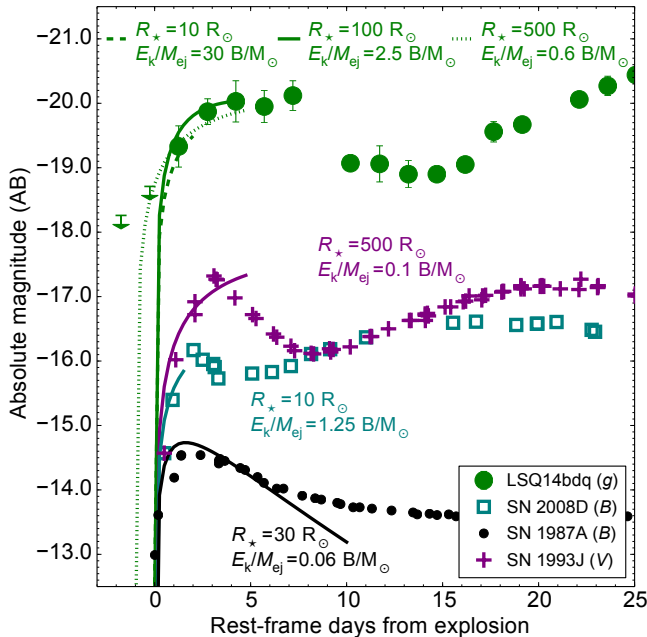


FIG. 4.— Post-shock cooling models for LSQ14bdq and other double-peaked SNe. We show both compact and extended models. Mass and energy can be inferred from the fits together with equations 2 and 3. More extended progenitors can reproduce the peak brightness with lower  $M_{ej}$  and  $E_k$ .

rather than the progenitor envelope (Ofek et al. 2010); this may be a viable explanation for LSQ14bdq, but would require a novel CSM structure to get two distinct peaks.

A model for SN 2006oz was put forward by Moriya & Maeda (2012), in which a single CSM interaction produces a double-peaked light curve due to a sudden increase in CSM ionisation (and hence opacity) in the collision. However, this model does not specify the source of the early emission before the collision, which for LSQ14bdq we have shown rises too steeply to be explained as a conventional SN. Multi-peaked light curves from interaction could also arise within the pulsational pair-instability model (Woosley et al. 2007). Here, multiple shells are ejected with  $v \sim 3000 - 5000 \text{ km s}^{-1}$ , and could produce distinct interaction events with a range of luminosities and timescales. Suppose SN ejecta collide with an inner shell at the beginning of our observations, and the resulting merged ejecta/shell then hit an outer shell fifteen days later, generating the second peak. For a shell separation  $R_{CSM} \sim 10^{15} \text{ cm}$  (from our CSM fit and the Woosley et al. 2007 models), this would require  $v_{ej+inner} \sim 10^4 \text{ km s}^{-1}$ , which is similar to the observed line widths. This may provide a reasonable alternative to the shock cooling scenario, although the massive outer

shell must also be accelerated to avoid showing narrow spectral lines. We note that the Woosley et al. (2007) models are much redder than our observations. Hence further detailed modelling is needed to assess the viability of this scenario for LSQ14bdq.

#### 4. DISCUSSION AND CONCLUSIONS

The detection of a double-peaked light curve provides a new opportunity to constrain the physics powering SLSNe Ic. We find that the early peak is not likely to be a normal  $^{56}\text{Ni}$ -powered SN. We also disfavour the CSM interaction model, since a consistent physical scenario seems to require a helium star with an extremely large radius  $R_* > 2000 R_\odot$ , within a more extended (and hydrogen poor) CSM of  $R_{CSM} \gtrsim 10^4 R_\odot$ . Pulsational pair-instability models remain a possibility, but do not yet quantitatively reproduce the observed data.

We propose that the initial peak could arise from post-shock cooling, and provide a simple physical interpretation consistent with the main light curve. The first peak is itself remarkably bright ( $M_g = -20.0$ ), suggesting a large stellar radius or high explosion energy, or both. The broad width of the second peak implies a large ejected mass, and can be powered by a central engine. We find good fits for an explosion with  $E_k \sim 20 \text{ B}$ , in a star with  $R_* \sim 500 R_\odot$ , that ejected a mass of  $\sim 30 M_\odot$ . This energy may favour a black hole accretion engine (Dexter & Kasen 2013) rather than a magnetar, and is similar to kinetic energies seen in long GRBs.

The extended radius is surprising, and argues against a compact Wolf-Rayet progenitor ( $R \lesssim 10 R_\odot$ ) since it would imply unrealistic ejecta mass and explosion energy. Although such extended He stars are not known in the local Universe, the fact that SLSNe may be confined to very low metallicity galaxies and are intrinsically rare ( $\sim 1$  in 10,000 massive star deaths) may explain the lack of known counterparts.

Further, early observations of SLSNe will determine whether or not double-peaked light curves are common. Theoretical stellar evolution models with binarity and rotation should be explored for a viable progenitor.

Based on data from ESO as part of PESSTO (188.D-3003, 191.D-0935), 2.2-m MPG telescope (CN2014B-102, GROND DFG grant HA 1850/28-1). PS1 is supported by NASA Grants NNX12AR65G and NNX14AM74G from NEO Observation Program. We acknowledge: EU/FP7-ERC Grants [291222, 307260, 320360] (SJS, AVG, MS) and FP7 grant agreement n. 267251 (NER); CONICYT-Chile FONDECYT grants 3140566, 3140534, Basal-CATA PFB-06/2007, and the Millennium Science Initiative grant IC120009 to MAS (LG, SS); PRIN-INAF 2014 project Transient Universe: unveiling new types of stellar explosions with PESSTO (SB).

#### REFERENCES

- Arnett, W. D. 1982, *The Astrophysical Journal*, 253, 785  
 Baltay, C., Rabinowitz, D., Hadjijska, E., et al. 2013, *Publications of the Astronomical Society of the Pacific*, 125, 683  
 Benitez, S., Polshaw, J., Inserra, C., et al. 2014, *The Astronomer's Telegram*, 6118, 1  
 Chatzopoulos, E., Wheeler, J. C., & Vinko, J. 2012, *The Astrophysical Journal*, 746, 121  
 Chatzopoulos, E., Wheeler, J. C., Vinko, J., Horvath, Z., & Nagy, A. 2013, *The Astrophysical Journal*, 773, 76  
 Chen, T.-W., Smartt, S. J., Bresolin, F., et al. 2013, *The Astrophysical Journal*, 763, L28  
 Chen, T.-W., Smartt, S., Jerkstrand, A., et al. 2014, arXiv preprint arXiv:1409.7728  
 Chevalier, R. A., & Irwin, C. M. 2011, *The Astrophysical Journal Letters*, 729, L6  
 Chomiuk, L., Chornock, R., Soderberg, A., et al. 2011, *The Astrophysical Journal*, 743, 114

TABLE 1  
OBSERVED PHOTOMETRY OF LSQ14BDQ

Date	MJD	Phase*	<i>g</i>	<i>r</i>	<i>i</i>	<i>z</i>	Telescope
02-03-2014	56718.0	-66.2		>22.85			LSQ
04-03-2014	56720.0	-64.7		>22.40			LSQ
06-03-2014	56722.0	-63.2		21.78 (0.32)			LSQ
08-03-2014	56724.0	-61.7		21.24 (0.20)			LSQ
10-03-2014	56726.0	-60.2		21.08 (0.32)			LSQ
12-03-2014	56728.0	-58.7		21.16 (0.25)			LSQ
14-03-2014	56730.0	-57.3		20.99 (0.23)			LSQ
18-03-2014	56734.0	-54.3		22.04 (0.08)			LSQ
20-03-2014	56736.1	-52.7		22.05 (0.28)			LSQ
22-03-2014	56738.1	-51.2		22.21 (0.21)			LSQ
24-03-2014	56740.1	-49.7		22.21 (0.03)			LSQ
26-03-2014	56742.1	-48.3		22.06 (0.08)			LSQ
28-03-2014	56744.1	-46.8		21.55 (0.16)			LSQ
30-03-2014	56746.1	-45.3		21.44 (0.10)			LSQ
03-04-2014	56750.1	-42.3		21.05 (0.02)			LSQ
05-04-2014	56752.1	-40.9		20.84 (0.15)			LSQ
07-04-2014	56754.0	-39.4		20.67 (0.08)			LSQ
09-04-2014	56756.1	-37.9		20.47 (0.03)			LSQ
13-04-2014	56760.1	-34.9		20.18 (0.06)			LSQ
15-04-2014	56762.1	-33.4		20.12 (0.03)			LSQ
17-04-2014	56764.0	-31.9		19.93 (0.05)			LSQ
19-04-2014	56766.0	-30.5		19.88 (0.02)			LSQ
21-04-2014	56768.0	-28.9		19.89 (0.07)			LSQ
23-04-2014	56770.0	-27.5		19.74 (0.01)			LSQ
25-04-2014	56772.1	-25.9		19.71 (0.05)			LSQ
28-04-2014	56775.5	-23.4		19.64 (0.19)			PS1
06-05-2014	56783.1	-17.8	19.55 (0.09)	19.35 (0.12)	19.45 (0.05)		NTT
07-05-2014	56784.7	-16.6	19.29 (0.11)	19.31 (0.20)			LCOGT
12-05-2014	56789.9	-12.7	19.27 (0.04)	19.26 (0.12)	19.18 (0.06)	19.48 (0.12)	LT
20-05-2014	56797.9	-6.8	19.27 (0.04)	19.16 (0.02)	19.16 (0.06)	19.40 (0.04)	LT
23-11-2014	56984.2	131.8		21.15 (0.23)			LSQ
23-11-2014	56984.3	131.8		20.99 (0.10)	20.89 (0.06)		NTT
27-11-2014	56988.2	134.7		21.05 (0.24)			LSQ
28-11-2014	56989.2	135.5		21.36 (0.30)			LSQ
18-12-2014	57009.2	150.3		21.27 (0.33)			LSQ
20-12-2014	57011.5	152.0		21.51 (0.24)			PS1
23-11-2014	57024.2	161.5		21.78 (0.38)			LSQ
02-01-2015	57033.2	168.2		21.65 (0.23)			LSQ
20-01-2015	57042.0	174.3		22.16 (0.20)			PS1
12-02-2015	57065.3	192.0	23.29 (0.11)	22.41 (0.04)	22.30 (0.08)	22.00 (0.17)	GROND
26-02-2015	57079.2	202.4	23.74 (0.14)	22.89 (0.13)	22.82 (0.31)	22.79 (0.41)	NTT
13-03-2015	57094.1	213.5	24.35 (0.13)	23.43 (0.16)	22.87 (0.24)	22.45 (0.32)	NTT
Host (2012-2013 stack)				>24.08			LSQ
<i>K</i> -corrections <sup>†</sup>			<i>K<sub>g→u</sub></i>	<i>K<sub>r→g</sub></i>	<i>K<sub>i→r</sub></i>	<i>K<sub>z→i</sub></i>	
Phase <0 (LSQ14bdq spectrum, -19d)			-0.30	-0.32	-0.49	-0.38	
Phase >0 (PTF12dam spectrum, +171d)			-0.22	-0.16	-0.18	-0.20	
Near-infrared (Vega system)			J	H	K		
12-02-2015	57065.3	192.0	20.70 (0.17)	>20.03	>18.39		GROND

\*Rest-frame days relative to the estimated date of *r*-band maximum, MJD=56807.

†Defined by  $m = M + \mu + K$

Dessart, L., Hillier, D. J., Waldman, R., Livne, E., & Blondin, S. 2012, Monthly Notices of the Royal Astronomical Society: Letters, 426, L76  
Dexter, J., & Kasen, D. 2013, The Astrophysical Journal, 772, 30  
Gal-Yam, A. 2012, Science, 337, 927  
Gal-Yam, A., Mazzali, P., Ofek, E., et al. 2009, Nature, 462, 624  
Ginzburg, S., & Balberg, S. 2012, The Astrophysical Journal, 757, 178  
Greiner, J., Bornemann, W., Clemens, C., et al. 2008, PASP, 120, 405  
Heger, A., & Woosley, S. E. 2002, The Astrophysical Journal, 567, 532

Huber, M., Chambers, K., Flewelling, H., et al. 2015, The Astronomer's Telegram, 7153, 1  
Inserra, C., Smartt, S. J., Jerkstrand, A., et al. 2013, The Astrophysical Journal, 770, 128  
Inserra, C., & Smartt, S. J. 2014, The Astrophysical Journal, 796, 87  
Kasen, D., & Bildsten, L. 2010, The Astrophysical Journal, 717, 245  
Kasen, D., Woosley, S., & Heger, A. 2011, ApJ, 734, 102  
Leloudas, G., Chatzopoulos, E., Dilday, B., et al. 2012, Astronomy & Astrophysics, 541, A129  
Leloudas, G., Schulze, S., Kruehler, T., et al. 2015, Monthly Notices of the Royal Astronomical Society, 449, 917

- Lunnan, R., Chornock, R., Berger, E., et al. 2014, *The Astrophysical Journal*, 787, 138
- Magnier, E., Schlafly, E., Finkbeiner, D., et al. 2013, *The Astrophysical Journal Supplement Series*, 205, 20
- McCrum, M., Smartt, S., Kotak, R., et al. 2014, *Monthly Notices of the Royal Astronomical Society*, 437, 656
- McCrum, M., Smartt, S. J., Rest, A., et al. 2015, *Monthly Notices of the Royal Astronomical Society*, 448, 1206
- Modjaz, M., Li, W., Butler, N., et al. 2009, *The Astrophysical Journal*, 702, 226
- Moriya, T. J., & Maeda, K. 2012, *The Astrophysical Journal Letters*, 756, L22
- Neill, J. D., Sullivan, M., Gal-Yam, A., et al. 2010, *ApJ*, 727, 15
- Nicholl, M., Smartt, S., Jerkstrand, A., et al. 2013, *Nature*, 502, 346
- Nicholl, M., Smartt, S. J., Jerkstrand, A., et al. 2014, *Monthly Notices of the Royal Astronomical Society*, 444, 2096
- Nicholl, M., Smartt, S. J., Jerkstrand, A., et al. 2015, *ArXiv e-prints*, arXiv:1503.03310
- Ofek, E. O., Rabinak, I., Neill, J. D., et al. 2010, *The Astrophysical Journal*, 724, 1396
- Pastorello, A., Taubenberger, S., Elias-Rosa, N., et al. 2007, *Monthly Notices of the Royal Astronomical Society*, 376, 1301
- Pastorello, A., Smartt, S., Botticella, M., et al. 2010, *The Astrophysical Journal Letters*, 724, L16
- Quimby, R. M., Yuan, F., Akerlof, C., & Wheeler, J. C. 2013, *Monthly Notices of the Royal Astronomical Society*, 431, 912
- Quimby, R. M., Kulkarni, S., Kasliwal, M. M., et al. 2011, *Nature*, 474, 487
- Rabinak, I., & Waxman, E. 2011, *The Astrophysical Journal*, 728, 63
- Richmond, M. W., Van Dyk, S., Ho, W., et al. 1996, *The Astronomical Journal*, 111, 327
- Schlafly, E. F., & Finkbeiner, D. P. 2011, *The Astrophysical Journal*, 737, 103
- Shigeyama, T., & Nomoto, K. 1990, *The Astrophysical Journal*, 360, 242
- Smartt, S. J., Valenti, S., Fraser, M., et al. 2014, *ArXiv e-prints*, arXiv:1411.0299
- Tonry, J., Stubbs, C., Lykke, K., et al. 2012, *The Astrophysical Journal*, 750, 99
- Woosley, S. 1993, *The Astrophysical Journal*, 405, 273
- . 2010, *The Astrophysical Journal Letters*, 719, L204
- Woosley, S., Blinnikov, S., & Heger, A. 2007, *Nature*, 450, 390
- Woosley, S., Eastman, R. G., Weaver, T. A., & Pinto, P. A. 1994, *The Astrophysical Journal*, 429, 300
- Yaron, O. and Gal-Yam, A. 2012, *Publications of the Astronomical Society of the Pacific*, 124, 668
- Young, D., Smartt, S., Valenti, S., et al. 2010, *Astronomy & Astrophysics*, 512, A70