

A Lyapunov function for Glauber dynamics on lattice triangulations

Alexandre Stauffer*

Abstract

We study random triangulations of the integer points $[0, n]^2 \cap \mathbb{Z}^2$, where each triangulation σ has probability measure $\lambda^{|\sigma|}$ with $|\sigma|$ denoting the sum of the length of the edges in σ . Such triangulations are called *lattice triangulations*. We construct a height function on lattice triangulations and prove that, in the whole subcritical regime $\lambda < 1$, the function behaves as a *Lyapunov function* with respect to Glauber dynamics; that is, the function is a supermartingale. We show the applicability of the above result by establishing several features of lattice triangulations, such as tightness of local measures, exponential tail of edge lengths, crossings of small triangles, and decay of correlations in thin rectangles. These are the first results on lattice triangulations that are valid in the whole subcritical regime $\lambda < 1$. In a very recent work with Caputo, Martinelli and Sinclair, we apply this Lyapunov function to establish tight bounds on the mixing time of Glauber dynamics in thin rectangles that hold for all $\lambda < 1$. The Lyapunov function result here holds in great generality; it holds for triangulations of general lattice polygons (instead of the $[0, n]^2$ square) and also in the presence of arbitrary constraint edges.

Keywords and phrases. Lattice triangulations, Glauber dynamics, Lyapunov function.
 MSC 2010 *subject classifications.* Primary 60J10; Secondary 60K35, 52C20, 05C10.

1 Introduction

Consider the set of integer points $\Lambda_n^0 = \{0, 1, \dots, n\}^2$ in the plane. A triangulation σ of Λ_n^0 is a maximal collection of edges (straight line segments) such that each edge has its endpoints in Λ_n^0 and, aside from its endpoints, intersects no other edge of σ and no point of Λ_n^0 . Figure 1 illustrates a triangulation with $n = 50$.

Our goal is to study properties of *random* triangulations. Let Ω_n be the set of all triangulations of Λ_n^0 . It is known that, for any triangulation $\sigma \in \Omega_n$, every triangle in σ has area exactly $1/2$, and the set of midpoints of the edges of σ does *not* depend on σ . In particular, this set is

$$\Lambda_n = \left\{0, \frac{1}{2}, 1, \frac{3}{2}, \dots, n - \frac{1}{2}, n\right\}^2 \setminus \Lambda_n^0,$$

which is the set of half-integer points in $[0, n]^2$ excluding Λ_n^0 . This allows us to regard random lattice triangulations as a *spin system* since a lattice triangulation $\sigma \in \Omega_n$ can be seen as a collection of variables $\{\sigma_x : x \in \Lambda_n\}$, where σ_x denotes the edge (representing the spin) of the midpoint x in σ . However, many challenges arise when trying to make use of the vast literature on spin systems to study lattice triangulations. For example, lattice triangulations have unbounded dependences as

*University of Bath, Bath, UK; a.stauffer@bath.ac.uk. Supported in part by a Marie Curie Career Integration Grant PCIG13-GA-2013-618588 DSRELIS.




Figure 1: A 50×50 lattice triangulation.

long edges affect far away regions, the interaction between the spins depends on the triangulation, and some useful properties in the study of spin systems do not hold, one example being the FKG inequality, see Appendix B.

There is a natural Markov chain (or Glauber dynamics) over Ω_n , where transitions are given by *flips* of uniformly random edges [12, 18]. More precisely, if $\sigma \in \Omega_n$ is the current state of the Markov chain, a transition consists of picking a non-boundary edge e of σ uniformly at random, and if the two triangles containing e in σ form a strictly convex quadrilateral (in which case they actually form a parallelogram), then with probability $1/2$ we remove e and replace it by the opposite diagonal of that quadrilateral. Otherwise, the Markov chain stays put; see Figure 2.

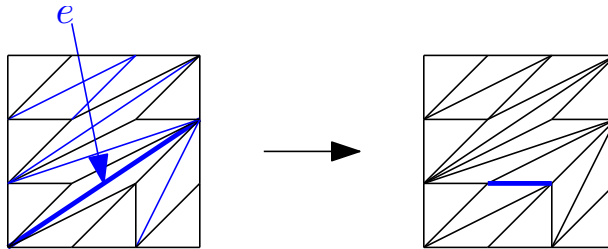


Figure 2: A flip of edge e in a 3×3 triangulation. In the triangulation on the left, the flippable edges are marked in blue, while unflippable edges are in black.

The graph on Ω_n induced by the edge-flipping operation above is usually referred to as the *flip graph*, and is known to be connected [15]. In addition, since the transition matrix is symmetric and aperiodic, this Markov chain converges to the uniform distribution on Ω_n . Very little is currently known regarding the dynamic properties of this Markov chain, in particular no non-trivial bound on its mixing time (the time until the Markov chain is close enough to its stationary distribution) is known.

In [6] we introduced a real parameter $\lambda > 0$ and considered *weighted* triangulations: each triangulation $\sigma \in \Omega_n$ has weight $\lambda^{\sum_{x \in \Lambda_n} |\sigma_x|}$, where $|\sigma_x|$ denotes the ℓ_1 norm of the edge σ_x . Adapting

the Markov chain above using the so-called *heat-bath dynamics* gives a Markov chain whose stationary distribution is proportional to the weights. Simulation suggests that this Markov chain has intriguing behavior, undergoing a phase transition at $\lambda = 1$; see Figure 3. It is believed that for




Figure 3: 50×50 lattice triangulations produced by the edge-flipping Markov chain with $\lambda = 0.9$ (left) and $\lambda = 1.1$ (right). The triangulation in Figure 1 was obtained by the edge-flipping Markov chain with $\lambda = 1$.

any $\lambda < 1$, which we call the *subcritical regime*, regions far from one another in the triangulation evolve roughly independently. This suggests the presence of decay of correlations and small mixing time. On the other hand, for $\lambda > 1$, which we call the *supercritical regime*, the Markov chain faces a rigidity phenomenon: long edges give rise to rigid regions of aligned edges. This suggests the presence of “bottlenecks” in the Markov chain, giving rise to exponential mixing time. Finally, in the $\lambda = 1$ case, which is the case of uniformly random triangulations, relatively long edges appear but simulation suggests that the regions of aligned edges are not as rigid as in the supercritical regime.

Our contribution. In this paper we construct a *height function* on lattice triangulations: given a triangulation $\sigma \in \Omega_n$, the function attributes a positive real value to each midpoint in Λ_n . Our main result (Theorem 2.3) establishes that this function behaves as a *Lyapunov function* with respect to Glauber dynamics. This means that the value of the function at any midpoint $x \in \Lambda_n$ behaves like a supermartingale. Theorem 2.3 holds for any $\lambda \in (0, 1)$, and gives the first result on the dynamics of lattice triangulations that are valid in the whole subcritical regime. A crucial feature of Theorem 2.3 is that it holds in great generality: also in the case of triangulations of general lattice polygons¹ and in the presence of arbitrary constraint edge².

The definition of the height function is a bit involved, so we defer it, as well as the statement of our main result (Theorem 2.3), to Section 2. In particular, the height function is defined in terms of a novel type of geometric crossings, and uses a new partition on the edges of a triangulation in terms of what we call regions of influence. We believe these two new concepts (which we introduce

¹The set of vertices Λ_n^0 does not need to be the $n \times n$ square, but can be the set of integer points inside any, even non-convex, lattice polygon (a polygon whose vertices are points of \mathbb{Z}^2).

²Triangulations where some given set of edges are forced to be present, see Section 2 for precise definitions.

and analyze in Sections 3 and 4) are of independent interest. The proof of Theorem 2.3 is given in Section 5.

Our main result has a large range of consequences and applications, which we discuss in Sections 6–8. For example, we apply it to establish that the length of an edge of a triangulation has an exponential tail (Corollary 7.4), that local measures are tight (Theorem 7.1), and that there are crossings of triangles of constant size (Theorem 7.5). In the particular case of triangulations of $n \times k$ rectangles, where k is a fixed integer independent of n , our technique yields the existence of local limits (Theorem 8.4), decay of correlations (Theorem 8.3), and recurrence of random walks on the induced graph (Corollary 8.7). In a very recent work with Caputo, Martinelli and Sinclair [5], we apply Theorem 2.3, as well as a number of other results from this paper, to establish tight bounds on the mixing time of $n \times k$ triangulations.

Motivation and previous works. Lattice triangulations have appeared in a broad range of contexts. A number of beautiful combinatorial arguments have been recently developed to estimate the number of lattice triangulations [2, 12, 18]. For example, a very elegant argument by Anclin [2] shows that the cardinality of Ω_n is at most 8^{n^2+2n} . Despite not being the best known upper bound, Anclin’s argument is quite general and applies to lattice triangulations of general lattice polygons; we state and use it later, see Lemma 2.1. The best known bounds on $|\Omega_n|$ are $|\Omega_n| \geq 4.13^{n^2}$ [12] and $|\Omega_n| \leq c 6.86^{n^2}$ [18] for some positive constant c .

Lattice triangulations have also been studied in other areas. For example, in algebraic geometry, they play a key role in the famous construction of plane algebraic curves by Viro [17], which has connections with Hilbert’s Sixteenth problem, and also appeared in the theory of discriminants [10] and toric varieties [7]. Lattice triangulations have also been studied in the contexts of discretization of random surface models [9] and two-dimensional quantum gravity [16]. Several other applications of triangulations are discussed in [8].

Much less is known about *random* triangulations. The only result on the mixing time of the above edge-flipping Markov chain is [6]. There we showed that, for any $\lambda > 1$, the mixing time is at least e^{cn} for some constant $c > 0$. We also showed that, for all *sufficiently small* λ , the mixing time is of order n^3 , and a random triangulation has decay of correlations. Extending these results to the whole subcritical regime turned out to be quite challenging, especially since similar results for other spin systems make use of fundamental properties that do not hold on lattice triangulations. This led us to look for new geometric properties of lattice triangulations and to develop new techniques.

Concurrently to [6], a similar model of random lattice triangulations has independently appeared in the statistical physics literature [13, 14]. Following [6], a similar model has been introduced to study the mixing time of random rectangular dissections and dyadic tilings [4].

2 Notation and statement of main result

Unless stated otherwise, henceforth we let Λ^0 be any subset of \mathbb{Z}^2 such that Λ^0 contains all points of \mathbb{Z}^2 that lie inside some lattice polygon, including the vertices of the polygon. A lattice polygon is defined as a polygon whose vertex set only contains points of \mathbb{Z}^2 , and whose edges do not intersect one another (aside from their endpoints) and do not contain points of \mathbb{Z}^2 in their interior, see Figure 4(a). (In a first reading the reader can consider $\Lambda^0 = [0, n]^2 \cap \mathbb{Z}^2$ as mentioned in Section 1.) Let Ω be the set of triangulations of Λ^0 , and Λ be the set of midpoints of edges of a triangulation of Λ^0 .

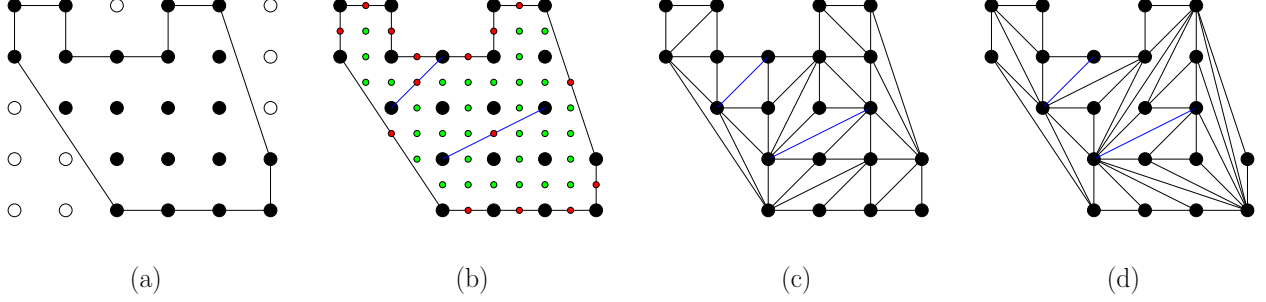


Figure 4: (a) A lattice polygon (black edges): the black points form the induced set Λ^0 and the white points belong to $\mathbb{Z}^2 \setminus \Lambda^0$. (b) Two constraint edges (blue edges): the green and red half-integer points form the set of midpoints Λ , the black and blue edges form the boundary condition ξ , and the red points form the midpoints $\Lambda^{bc} = \xi \cap \Lambda$ of the boundary condition. (c,d) Two triangulations consistent with the boundary condition ξ of part (b).

Now we formally define the notion of *boundary conditions* via constraint edges. Consider a collection of edges $\xi = \{\xi_x : x \in \Lambda^{bc}\}$ for some $\Lambda^{bc} \subset \Lambda$ such that each edge of ξ has endpoints in Λ^0 and, aside from its endpoints, does not intersect other edges of ξ or points in Λ^0 . We say that

a triangulation $\sigma \in \Omega$ is *compatible* with ξ if $\sigma_x = \xi_x$ for all $x \in \Lambda^{bc}$.

see Figure 4(b–d). We refer to ξ as a *boundary condition* and let

$$\Omega^\xi = \{\sigma \in \Omega : \sigma \text{ is compatible with } \xi\}.$$

For convenience, we assume that ξ (resp., Λ^{bc}) always contains the boundary edges (resp., the midpoints of the boundary edges) of the lattice polygon induced by Λ^0 ; for example, in the case of $\Lambda^0 = [0, n]^2 \cap \mathbb{Z}^2$, we have that ξ contains the $4n$ edges of length 1 connecting consecutive points on the boundary of $[0, n]^2$. See Figure 4(b) for another example. Define

$\Xi(\Lambda^0)$ to be the collection of all possible sets of constraint edges with endpoints Λ^0 .

Consequently, for any boundary conditions $\xi \in \Xi(\Lambda^0)$, ξ contains the boundary of the aforementioned lattice polygon induced by Λ^0 . Henceforth, for any $\xi \in \Xi(\Lambda^0)$, we denote by $\Lambda^{bc} = \Lambda^{bc}(\xi) = \Lambda \cap \xi$ the set of midpoints of the edges in ξ .

Given any $\lambda > 0$, any set of constraint edges $\xi \in \Xi(\Lambda^0)$ and any $\sigma \in \Omega^\xi$, let

$\mathcal{M}_\sigma^\lambda(\Omega^\xi)$ be the edge-flipping Markov chain obtained by Glauber dynamics on Ω^ξ
 with parameter λ and starting state σ .

(When the starting state is not important, we will simply denote the above Markov chain by $\mathcal{M}^\lambda(\Omega^\xi)$.) Given a initial triangulation $\sigma \in \Omega^\xi$, the Markov chain $\mathcal{M}_\sigma^\lambda(\Omega^\xi)$ evolves as follows. Pick a uniformly random midpoint $x \in \Lambda$. If σ_x is a constraint edge (i.e., $\sigma_x \in \xi$) or σ_x is unflippable, do nothing. Otherwise, let σ^x denote the triangulation obtained by flipping σ_x in σ . Then with probability $\frac{\lambda^{|\sigma_x|}}{\lambda^{|\sigma_x|} + \lambda^{|\sigma_x^x|}}$, flip σ_x in σ , otherwise do nothing. For any edge e , we denote by $|e|$ the ℓ_1 length of e .

The stationary measure of $\mathcal{M}^\lambda(\Omega^\xi)$ is denoted by π^ξ , and is given by

$$\pi^\xi(\sigma) = \lambda^{\sum_{x \in \Lambda} |\sigma_x|} / Z^\xi(\lambda), \quad (1)$$

where $Z^\xi(\lambda) = \sum_{\sigma \in \Omega^\xi} \lambda^{\sum_{x \in \Lambda} |\sigma_x|}$ is a normalizing constant. We omit the dependence on λ from π^ξ to simplify the notation.

Given any midpoint $x \in \Lambda$, define E_x^ξ as the set of edges of midpoint x that are compatible with ξ . In symbols,

$$E_x^\xi = \{\sigma_x : \sigma \in \Omega^\xi\}. \quad (2)$$

Despite not being the best known upper bound on the number of triangulations, we mention the following upper bound due to Anclin as it holds for arbitrary boundary conditions ξ . Anclin showed that if we order the midpoints in $\Lambda \setminus \Lambda^{\text{bc}}$ from top to bottom and left to right, and we construct the triangulation by sampling edges one by one following this order, then for each midpoint $x \in \Lambda \setminus \Lambda^{\text{bc}}$ there are at most two edges of E_x^ξ that are compatible with all previously sampled edges. This immediately implies the following upper bound.

Lemma 2.1 (Anclin's bound, [2]). *Given any set of constraint edges $\xi \in \Xi(\Lambda^0)$, we have*

$$|\Omega^\xi| \leq 2^{|\Lambda \setminus \Lambda^{\text{bc}}|}.$$

We refer to the edges of E_x^ξ of smallest length as the *ground state* edges of x given ξ . The ground state edges of x are either composed of a single edge or are the two opposite unit diagonals (i.e., the diagonals of a square of side length 1). Let

$$\mathbb{G}^\xi = \bigcup_{x \in \Lambda} \{g \in E_x^\xi : g \text{ is a ground state edge of } x \text{ given } \xi\} \quad (3)$$

be the set of ground state edges given ξ . Also, define the set of all possible edges as

$$E^\xi = \bigcup_{x \in \Lambda} E_x^\xi.$$

We consider that the edges in E^ξ are *open* line segments. Hence, two edges $e, f \in E^\xi$ that intersect only at their endpoints are considered to be disjoint. The *ground state triangulation* is defined as the triangulation with smallest total edge length. The following lemma from [6] gives that a ground state triangulation can be easily constructed by independently adding the smallest edge of each midpoint that is compatible with the boundary condition.

Lemma 2.2 (Ground State Lemma, from [6, Lemma 3.4]). *Given any boundary condition $\xi \in \Xi(\Lambda^0)$, the ground state triangulation given ξ is unique (up to possible flips of unit diagonals), and can be constructed by placing each edge in its minimal length configuration consistent with ξ , independent of the other edges.*

The flip operation induces a natural partial order on E_x^ξ . It is known that for any non-ground-state edge $f \in E_x^\xi \setminus \mathbb{G}^\xi$ there is a unique edge $e \in E_x^\xi$ such that e can be obtained from f via a decreasing flip; see, for example, [6, Section 2.2]. In this case we say that e is the *parent* of f . When f belongs to a triangulation where f can be flipped to a shorter edge (which necessarily is e), in this triangulation f is the largest diagonal of a parallelogram, which is referred to as the *minimal parallelogram* of f . Then for two distinct edges $e, f \in E_x^\xi$, we say that

$$e \prec f \text{ iff there is a sequence } e = e_0, e_1, e_2, \dots, e_k = f \in E_x^\xi \text{ such that} \\ e_i \text{ is the parent of } e_{i+1} \text{ for all } i = 0, 1, 2, \dots, k-1. \quad (4)$$

In other words, if $e \prec f$, there is a length-increasing sequence of edges $e = e_1, e_2, \dots, e_k = f$ with $e_i \in E_x^\xi$ for all i , and such that for each $i = 1, 2, \dots, k-1$ there exists two triangulations σ, η adjacent in the flip graph satisfying $\sigma_y = \eta_y$ for all $y \in \Lambda \setminus \{x\}$, $\sigma_x = e_i$ and $\eta_x = e_{i+1}$. Hence, the ground state edges of midpoint x are the edges $g \in E_x^\xi$ such that there exists no $e \in E_x^\xi \setminus \{g\}$ with $e \prec g$. We say that $e \preceq f$ if either $e = f$ or $e \prec f$.

Given a boundary condition $\xi \in \Xi(\Lambda^0)$, a triangulation σ , a midpoint $x \in \Lambda$ and a ground state edge $g \in \mathbb{G}^\xi$ (whose midpoint is not necessarily x), define the set

$$E_x^\xi(\sigma, g) = \{e \in E_x^\xi : e \cap g \neq \emptyset \text{ and } e \preceq \sigma_x\}. \quad (5)$$

We will show later in Proposition 4.2 that $E_x^\xi(\sigma, g) = \emptyset$ if and only if σ_x does not intersect g . For any $e \in E^\xi$, let $|e|$ denote the ℓ_1 length of e . Given a parameter $\alpha > 1$, define the function $\Psi_g^\xi : \Omega^\xi \rightarrow \mathbb{R}$ as

$$\Psi_g^\xi(\sigma) = \sum_{x \in \Lambda} \sum_{e \in E_x(\sigma, g)} \alpha^{|e| - |g|}. \quad (6)$$

Note that, for any $g \in \mathbb{G}^\xi$ and $\sigma \in \Omega^\xi$, letting $x \in \Lambda$ be the midpoint of g , we obtain

$$\Psi_g^\xi(\sigma) \geq \alpha^{|\sigma_x| - |g|} \geq 1.$$

If σ is the ground state triangulation, then $\Psi_g^\xi(\sigma) = 1$ for all $g \in \mathbb{G}^\xi$. We can regard Ψ^ξ as a height function for triangulations: given any triangulation $\sigma \in \Omega^\xi$, $\Psi_g^\xi(\sigma)$ can be seen as a height value to the midpoint of g .

The theorem below shows that there are values of α for which Ψ_g^ξ is a *Lyapunov function*. For this reason, in many parts of the paper we will refer to Ψ_g^ξ as the *Lyapunov function*. Let $\mathbb{P}_\sigma = \mathbb{P}_\sigma^\xi$ denote the probability measure induced by $\mathcal{M}_\sigma^\lambda(\Omega^\xi)$, and let $\mathbb{E}_\sigma = \mathbb{E}_\sigma^\xi$ be the corresponding expectation.

Theorem 2.3. *For any $\lambda \in (0, 1)$, there exists $\alpha \in (1, \lambda^{-1/2})$, $\psi_0 > 1$ and $\epsilon > 0$, each depending only on λ , for which the following holds. Let $\xi \in \Xi(\Lambda^0)$ be any boundary condition, $\sigma \in \Omega^\xi$ be any triangulation, and σ' be a random triangulation obtained by applying one step of $\mathcal{M}_\sigma^\lambda(\Omega^\xi)$. For any $g \in \mathbb{G}^\xi$, if $\Psi_g^\xi(\sigma) \geq \psi_0$, then*

$$\mathbb{E}_\sigma(\Psi_g^\xi(\sigma')) \leq \left(1 - \frac{\epsilon}{|\Lambda|}\right) \Psi_g^\xi(\sigma).$$

3 Partition of triangulations and trees of influence

Fix any boundary condition $\xi \in \Xi(\Lambda^0)$. Given a triangulation $\sigma \in \Omega^\xi$ and a midpoint $x \in \Lambda$, we say that σ_x is *increasing* if it is a flippable edge of σ and after flipping σ_x we obtain a (strictly) larger edge. We could define *decreasing* edges in a similar way, however for technical reasons we need to include some constraint edges in the set of decreasing edges, namely the constraint edges which would be flippable and decreasing if they were not in ξ . We do this by calling σ_x *decreasing* if it is *not* a unit diagonal and it is the largest edge of all triangles of σ containing σ_x . Note that if σ_x is decreasing according to the above definition and $\sigma_x \notin \xi$, then σ_x is flippable and after flipping σ_x we obtain a (strictly) smaller edge. For any $\ell > \mathbb{R}_+$ and triangulation σ , define the following

subsets of Λ :

$$\begin{aligned}
F_\ell(\sigma) &= \{x \in \Lambda : |\sigma_x| \leq \ell\} \\
F_{\text{inc}}(\sigma) &= \{x \in \Lambda : \sigma_x \text{ is an increasing edge}\} \\
F_{\text{dec}}(\sigma) &= \{x \in \Lambda : \sigma_x \text{ is a decreasing edge}\} \\
F_{\text{diag}}(\sigma) &= \{x \in \Lambda : \sigma_x \text{ is a unit diagonal and the largest edge of all triangles of } \sigma \text{ containing } \sigma_x\}.
\end{aligned} \tag{7}$$

Note that for any triangulation $\sigma \in \Omega^\xi$ and midpoint $x \in F_{\text{diag}}(\sigma)$, we have that σ_x is flippable but does not change its length after being flipped.

Given a triangulation $\sigma \in \Omega^\xi$, we define a collection of trees whose vertices are elements of Λ . Each tree is rooted at a midpoint in $F_{\text{dec}}(\sigma) \cup F_{\text{diag}}(\sigma)$, and there will be two trees for each $x \in F_{\text{dec}}(\sigma) \cup F_{\text{diag}}(\sigma)$. We denote these trees by $\tau^{(1)}(\sigma, x)$ and $\tau^{(2)}(\sigma, x)$. To define $\tau^{(1)}(\sigma, x)$ take one of the triangles of σ containing σ_x . Denote this triangle by Δ . The tree $\tau^{(2)}(\sigma, x)$ will be defined analogously by considering the other triangle of σ containing σ_x . The root of $\tau^{(1)}(\sigma, x)$ is x . The children of x in $\tau^{(1)}(\sigma, x)$ are the midpoints of the other two edges of Δ . Then we proceed inductively. The children of a midpoint y with parent z in $\tau^{(1)}(\sigma, x)$ are obtained by considering the triangle Δ' of σ containing σ_y but not containing σ_z . If σ_y is not the largest edge of Δ' , then y has no child in $\tau^{(1)}(\sigma, x)$; otherwise the children of y are the midpoints of the other edges of Δ' (see Figure 5 for a reference). Note that, for any two midpoints y, z with y being a child of z in $\tau^{(1)}(\sigma, x)$, we have that $|\sigma_z| > |\sigma_y|$. This guarantees that the construction above ends. Define $\tau(\sigma, x)$ as a tree rooted at x obtained by the union of $\tau^{(1)}(\sigma, x)$ and $\tau^{(2)}(\sigma, x)$. We call $\tau(\sigma, x)$ the *tree of influence* of x .

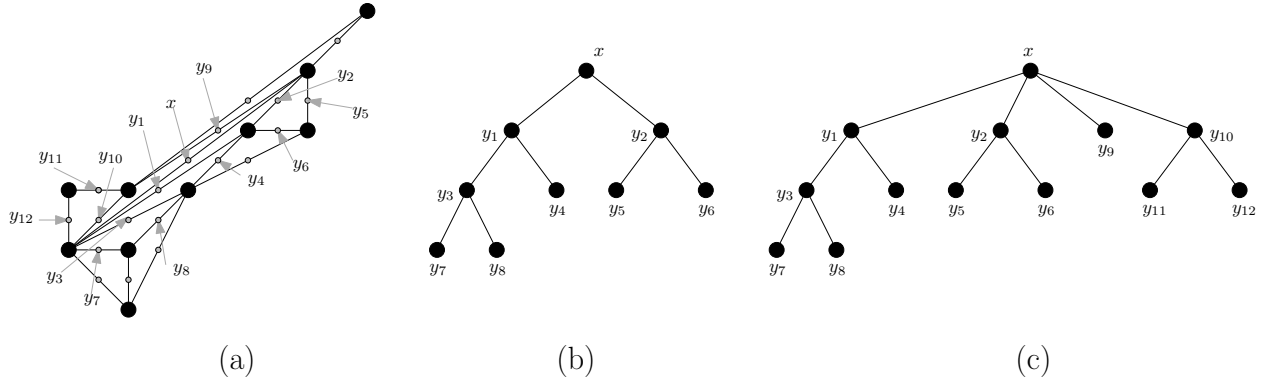


Figure 5: (a) A triangulation σ , with midpoints illustrated by gray points. (b) The tree $\tau^{(1)}(\sigma, x)$ constructed from the triangle $\sigma_x, \sigma_{y_1}, \sigma_{y_2}$. (c) The tree $\tau(\sigma, x)$.

Although we used the term tree, it is not explicit from the construction above that $\tau^{(1)}(\sigma, x)$, $\tau^{(2)}(\sigma, x)$ and $\tau(\sigma, x)$ are actually trees. However, if we orient the edges from parents to children, since parents are associated to strictly larger edges than their children, the construction above is at least guaranteed to produce a directed acyclic graph. But we have not ruled out the case that a midpoint y is reached from two distinct paths from x (i.e., some vertices may have two parents). Proposition 3.1 below shows that this does not happen, hence the construction described above indeed produces trees.

Given two midpoints $y, z \in \tau(\sigma, x)$, we will use standard terminology to say that y is an *ancestor* (resp., *descendant*) of z in $\tau(\sigma, x)$ if there exists a directed path in $\tau(\sigma, x)$ from y to z (resp., from

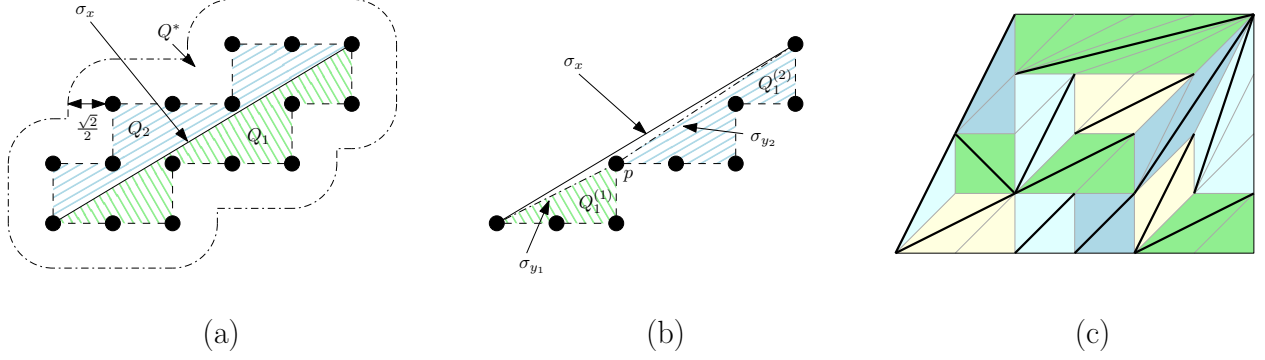


Figure 6: (a) The set of squares $S(\sigma_x) = Q_1 \cup Q_2$, the two identical regions Q_1 and Q_2 , and the enlarged region Q^* . (b) The children y_1 and y_2 of x decompose Q_1 into three disconnected regions: $Q_1^{(1)}$, $Q_1^{(2)}$ and the triangle $(\sigma_x, \sigma_{y_1}, \sigma_{y_2})$. (c) A partition (cf. Proposition 3.4) of a triangulation σ of the trapezoid into the regions $\{T(\sigma, x) : x \in F_{\text{dec}}(\sigma) \cup F_{\text{diag}}(\sigma)\}$. The bold edges represent the edges of midpoint in $F_{\text{dec}}(\sigma) \cup F_{\text{diag}}(\sigma)$, which are the roots of the trees.

z to y) using the orientation of edges described above. We will need one more definition. Partition \mathbb{Z}^2 into 1×1 squares whose edges are parallel to the axes (i.e., the faces of the square lattice). Let \mathbb{S} be the set of these 1×1 squares. Given any edge $e \in E^\xi$, let

$$S(e) = \{Q \in \mathbb{S} : \text{the interior of } Q \text{ intersects } e\}. \quad (8)$$

Proposition 3.1. *Consider any boundary condition $\xi \in \Xi(\Lambda^0)$, any triangulation $\sigma \in \Omega^\xi$, and any $x \in F_{\text{dec}}(\sigma) \cup F_{\text{diag}}(\sigma)$. The following statements hold:*

- (i) $\tau(\sigma, x)$ is a tree.
- (ii) For any $y, z \in \tau(\sigma, x)$ with y being an ancestor of z , we have $S(\sigma_y) \supset S(\sigma_z)$.
- (iii) For $i = 1, 2$, we have $\sum_{y \in \tau_{\text{leaves}}^{(i)}(\sigma, x)} |\sigma_y| = |\sigma_x|$, where $\tau_{\text{leaves}}^{(i)}(\sigma, x)$ are the set of leaves of $\tau^{(i)}(\sigma, x)$, which are the vertices without children.

Proof. Consider the set of squares $S(\sigma_x)$. Note that σ_x partitions this set into two identical regions, which we denote by Q_1 and Q_2 . See Figure 6(a) for a reference. Note also that Q_1 and Q_2 are lattice polygons. Let Q^* be all points of \mathbb{R}^2 within distance $\sqrt{2}/2$ from $Q_1 \cup Q_2$ (including $Q_1 \cup Q_2$). We obtain that Q^* contains the same points of \mathbb{Z}^2 as $Q_1 \cup Q_2$. Let $(\sigma_x, \sigma_{y_1}, \sigma_{y_2})$ be one of the triangles containing σ_x (say, the one intersecting Q_1), and assume that y_1 and y_2 are the children of x in $\tau^{(1)}(\sigma, x)$. We claim that

$$\text{all descendants of } x \text{ in } \tau^{(1)}(\sigma, x) \text{ are contained in } Q_1. \quad (9)$$

In the discussion below, refer to Figure 6(b). Since y_1, y_2 are children of x , we have that σ_{y_1} and σ_{y_2} have size smaller than σ_x . This implies that the ℓ_2 length of σ_x is at least $\sqrt{2}$. Let p denote the vertex of the triangle $(\sigma_x, \sigma_{y_1}, \sigma_{y_2})$ that is not an endpoint of σ_x . Since the area of each triangle is equal to $1/2$ and σ_x has ℓ_2 length at least $\sqrt{2}$, the distance between p and σ_x is at most $\frac{\sqrt{2}}{2}$. Thus p must be inside Q^* and, therefore, must be one of the vertices on the boundary of Q_1 . We can use p to partition Q_1 into three regions: $Q_1^{(1)}$, $Q_1^{(2)}$ and the triangle $(\sigma_x, \sigma_{y_1}, \sigma_{y_2})$. Since the triangle $(\sigma_x, \sigma_{y_1}, \sigma_{y_2})$ cannot contain any integer point aside from its three vertices, we have that σ_{y_1} and σ_{y_2} are entirely contained in Q_1 . Doing this construction inductively for σ_{y_1} and σ_{y_2} , we establish

that the descendants of y_1 are contained in $Q_1^{(1)}$ and the descendants of y_2 are contained in $Q_1^{(2)}$, which establishes (9). Since $Q_1^{(1)}$ and $Q_1^{(2)}$ have disjoint interior, we obtain that $\tau(\sigma, x)$ does not contain any cycle, proving part (i). This also gives that

$$|\sigma_{y_1}| + |\sigma_{y_2}| = |\sigma_x|. \quad (10)$$

For part (ii), let S_1 be the squares of \mathbb{S} whose interior intersects $Q_1^{(1)}$, and let S_2 be the squares of \mathbb{S} whose interior intersects $Q_1^{(2)}$. Note that $S_1 \cap S_2 = \emptyset$ and $S_1 \cup S_2 = S(\sigma_y)$. Also, $S(\sigma_{y_1}) = S_1$ and $S(\sigma_{y_2}) = S_2$. Since the descendants of y_1 are contained in $Q_1^{(1)} \subset S_1$, we obtain part (ii).

For part (iii), applying (10) inductively we have

$$\sum_{y \in \tau_{\text{leaves}}^{(1)}(\sigma, x)} |\sigma_y| = |\sigma_{y_1}| + |\sigma_{y_2}| = |\sigma_x|.$$

The same reasoning applies to $\tau^{(2)}(\sigma, x)$. □

For any triangulation $\sigma \in \Omega^\xi$ and any $x \in \Lambda$, define the set

$$\tau^{-1}(\sigma, x) = \{z \in F_{\text{dec}}(\sigma) \cup F_{\text{diag}}(\sigma) : x \in \tau(\sigma, z)\}.$$

In words, $\tau^{-1}(\sigma, x)$ is the set of midpoints z such that x is in the tree rooted at z . Note that in any tree containing x , the parent of x in the tree is a midpoint y such that σ_y is the largest edge in the triangle containing both σ_x and σ_y .

Lemma 3.2. *For any boundary condition $\xi \in \Xi(\Lambda^0)$, any triangulation $\sigma \in \Omega^\xi$ and any $x, y \in \Lambda$ such that σ_x, σ_y are in the same triangle and σ_y is the largest edge of this triangle, there exists exactly one tree containing both x and y , and y is the parent of x in that tree.*

Proof. We will show that we can construct a path z_0, z_1, z_2, \dots of adjacent midpoints in σ (i.e., midpoints of edges sharing a triangle in σ) from $z_0 = x$ and $z_1 = y$ until the root of the tree containing both x and y . This path will have the property that z_i is the parent of z_{i-1} in the tree, for all i . Assume, inductively, that we have defined $z_0 = x, z_1 = y, z_2, z_3, \dots, z_i$ with the property that for all $j = 1, 2, \dots, i$ we have that σ_{z_j} and $\sigma_{z_{j-1}}$ share the same triangle, for which the largest edge is σ_{z_j} . Let w be the midpoint of the largest edge in the triangle containing σ_{z_i} but not $\sigma_{z_{i-1}}$. If $w = z_i$ or z_i is contained in only one triangle in σ (the latter implies that $z_i \in \xi$ as σ_{z_i} is at the boundary of the smallest lattice polygon containing Λ^0), then σ_{z_i} is the largest edge in all triangles of σ containing σ_{z_i} and, consequently, $z_i \in F_{\text{dec}}(\sigma) \cup F_{\text{diag}}(\sigma)$ is the root of a tree. This gives that $z_i \in \tau^{-1}(\sigma, x) \cap \tau^{-1}(\sigma, y)$. Otherwise, let $z_{i+1} = w$, and repeat this procedure. Note that $|\sigma_{z_{i+1}}| > |\sigma_{z_i}|$, which implies that this procedure eventually ends, yielding the root of a tree containing x and y . It remains to show that this is the unique tree containing x and y . Since for each $i \geq 1$ in the path z_0, z_1, \dots , we have that z_i is the largest edge in the triangle containing σ_{z_i} and $\sigma_{z_{i-1}}$, we obtain that σ_{z_i} cannot be a leaf in any tree and the only midpoint that can be a parent of z_i in any tree is z_{i+1} . This establishes that, for all $i \geq 2$, z_i is an ancestor of y in any tree containing y , which implies that the root of the tree obtained by the above construction is the root of any tree containing σ_y , completing the proof. □

Proposition 3.3. *Given any boundary condition $\xi \in \Xi(\Lambda^0)$, any triangulation $\sigma \in \Omega^\xi$ and any midpoint $x \in \Lambda$, the following holds:*

- (i) The cardinality of $\tau^{-1}(\sigma, x)$ is either 1 or 2.
- (ii) If $\tau^{-1}(\sigma, x) = \{y_1, y_2\}$ contains two midpoints, then x is a leaf in both $\tau(\sigma, y_1)$ and $\tau(\sigma, y_2)$.
- (iii) If $x \in F_{\text{inc}}(\sigma)$, then $\tau^{-1}(\sigma, x)$ contains two midpoints.
- (iv) If $x \in \Lambda$ is such that σ_x is the largest edge in some triangle in σ , then $\tau^{-1}(\sigma, x)$ contains only one midpoint.

Proof. Lemma 3.2 implies (i) since for any x there exists at least one and at most two midpoints $z_1, z_2 \in \Lambda$, not necessarily distinct from x , such that σ_{z_1} and σ_{z_2} are the longest edges in a triangle containing σ_x . For (ii), note that the cardinality of $\tau^{-1}(\sigma, x)$ being two implies that x is not the root of a tree, and there are two midpoints z_1, z_2 such that z_1 is the parent of x in one tree and z_2 is the parent of x in the other tree. Therefore, σ_x has two distinct parents, one in each tree, implying that σ_x cannot be the largest edge in any triangle of σ ; hence x cannot be the parent of any midpoint in any tree. This gives that x is a leaf in all trees containing x . For (iii), note that if $x \in F_{\text{inc}}(\sigma)$, then there are two distinct midpoints $z_1, z_2 \in \Lambda$ such that σ_{z_1} and σ_{z_2} are the largest edges in triangles containing σ_x . Therefore, using Lemma 3.2, we have that z_1 and z_2 are the parents of x in the trees containing x , implying that x is contained in two trees. For (iv), note that if $\sigma_x, \sigma_y, \sigma_z$ is a triangle such that σ_x is the largest edge, then there exists at most one midpoint that can be the parent of x in a tree: namely, the midpoint of the largest edge contained in a triangle with σ_x , if that midpoint exists and is different than x . Therefore x can belong to only one tree. \square

For each $x \in F_{\text{dec}}(\sigma) \cup F_{\text{diag}}(\sigma)$, consider the following subset of \mathbb{Z}^2 :

$$T(\sigma, x) = \text{union of all triangles of } \sigma \text{ containing only edges of midpoint in } \tau(\sigma, x).$$

Proposition 3.4. *For any boundary condition $\xi \in \Xi(\Lambda^0)$ and any triangulation $\sigma \in \Omega^\xi$, the set $\{T(\sigma, z) : z \in F_{\text{dec}}(\sigma) \cup F_{\text{diag}}(\sigma)\}$ partitions the lattice polygon with vertices in Λ^0 .*

Proof. Proposition 3.3 (iv) gives that for any triangle $\sigma_x, \sigma_y, \sigma_z$ of σ , where σ_x is the largest edge of this triangle, there exists only one tree containing x . Let $\tau(\sigma, w)$ be this tree. We have that x is the parent of both y and z in $\tau(\sigma, w)$, therefore $T(\sigma, w)$ contains the triangle $\sigma_x, \sigma_y, \sigma_z$, and the proof is completed. \square

We recall the notion of the *minimal parallelogram* of an edge, which was introduced in [6] and appeared briefly in the paragraph preceding (4). For any edge $e \in E^\xi$, the *minimal parallelogram* of e is the unique parallelogram composed of two lattice triangles for which e is the longest diagonal.

Proposition 3.5. *Let $\xi \in \Xi(\Lambda^0)$ be any boundary condition and $\sigma \in \Omega^\xi$ be any triangulation. Let $\Delta_1 = (\sigma_{y_1}, \sigma_{z_1}, \sigma_{w_1})$ and $\Delta_2 = (\sigma_{y_2}, \sigma_{z_2}, \sigma_{w_2})$ be two triangles of σ in the same tree $\tau(\sigma, x)$, for some $x \in \Lambda$. Assume that $|\sigma_{y_1}| > |\sigma_{z_1}| \geq |\sigma_{w_1}|$, $|\sigma_{y_2}| > |\sigma_{z_2}| \geq |\sigma_{w_2}|$ and y_1 is an ancestor of y_2 in $\tau(\sigma, x)$. Then, $|\sigma_{w_1}| \geq |\sigma_{w_2}|$.*

Proof. First consider the case of y_1 being the parent of y_2 in $\tau(\sigma, x)$, which gives that $y_2 \in \{z_1, w_1\}$. If $y_2 = w_1$ (see Figure 7(a)), the lemma clearly holds since

$$|\sigma_{w_2}| < |\sigma_{y_2}| = |\sigma_{w_1}|.$$

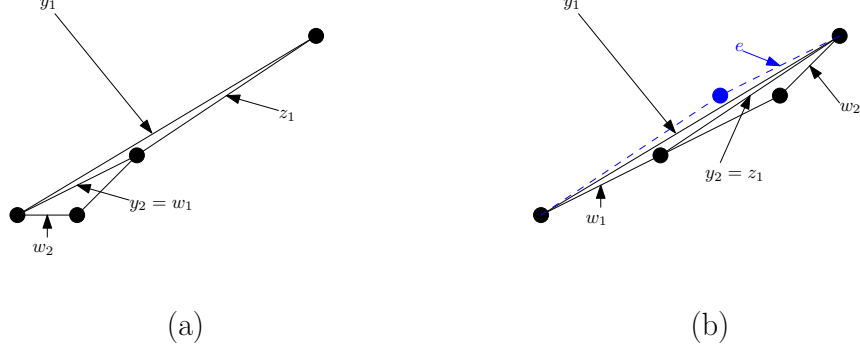


Figure 7: Illustration for the proof of Proposition 3.5 when $y_2 = w_1$ (a) and $y_2 = z_1$ (b).

If $y_2 = z_1$, then we use that $\sigma_{z_1}, \sigma_{w_1}$ are part of the minimal parallelogram of σ_{y_1} . Refer to Figure 7(b). Let e be the edge opposite to σ_{w_1} in the minimal parallelogram of σ_{y_1} . Note that e may not belong to σ , and $|e| = |\sigma_{w_1}|$. We claim that

$$e \text{ is in the minimal parallelogram of } \sigma_{z_1}. \quad (11)$$

Using this claim, since σ_{w_2} is the smallest edge in the minimal parallelogram of $\sigma_{y_2} = \sigma_{z_1}$, we have

$$|\sigma_{w_2}| \leq |e| = |\sigma_{w_1}|,$$

and the proposition follows when y_1 is the parent of y_2 . In the general case of y_1 not being the parent of y_2 , the proposition follows by applying the above reasoning inductively along the path from y_1 to y_2 in the tree $\tau(\sigma, x)$.

It remains to establish (11). If e were an edge of σ and σ_{y_1} were flippable in σ (as illustrated in Figure 7(b)), then σ_{y_1} would be a decreasing edge and, by flipping σ_{y_1} , we would obtain a triangulation in which σ_{z_1} and e are in the same triangle, whose largest edge is σ_{z_1} . This gives that e is part of the minimal parallelogram of σ_{z_1} , as claimed. \square

4 Crossings of ground state edges

In this section we consider a given edge $g \in \mathbb{G}^\xi$ and establish geometric properties of the set of edges of a triangulation σ that intersect g ; recall the definition of \mathbb{G}^ξ from (3). In particular, given one edge σ_x intersecting g , one of our main results here gives that the edges of midpoint $\tau^{-1}(\sigma, x)$ also intersect g .

We will need the following useful facts from [6]. Fix any boundary condition $\xi \in \Xi(\Lambda^0)$ and any midpoint $x \in \Lambda$. Two edges $e, f \in E_x^\xi$ are said to be neighbors if we can obtain e from f via a single flip; more formally, if there are $\sigma, \sigma' \in \Omega^\xi$ such that $\sigma_x = e, \sigma'_x = f$ and $\sigma_y = \sigma'_y$ for all $y \neq x$. It is known that the graph with vertex set E_x^ξ and the neighborhood relation described above is a tree. This follows since, for any edge $e \in E_x^\xi$, there is at most one $f \in E_x^\xi$ such that e and f are neighbors satisfying $|f| < |e|$ (in which case we see f as the parent of e in the tree). We consider the ground state edges of E_x^ξ as the root of the tree, and it is possible that the tree has two neighboring roots, which are opposite unit diagonals. We will call this tree the *tree induced by E_x^ξ* .

Given a boundary condition $\xi \in \Xi(\Lambda^0)$ and a midpoint $x \in \Lambda$, we denote by $\bar{\sigma}_x$ the ground state edge of midpoint x given ξ (with an arbitrary choice among unit diagonals). Since ground state

edges of distinct midpoints are all compatible with one another, we have that $\bar{\sigma} = \{\bar{\sigma}_x : x \in \Lambda\}$ is a ground state triangulation. In the lemma below we use the partial order on the set E_x^ξ , which is defined in (4), and the set of midpoints of constraint edges $\Lambda^{\text{bc}} = \xi \cap \Lambda$.

Proposition 4.1. *Given any boundary condition $\xi \in \Xi(\Lambda^0)$, any midpoint $x \in \Lambda \setminus \Lambda^{\text{bc}}$, any two edges $e, f \in E_x^\xi$ such that $e \prec f$, and any triangulation σ containing f , one can obtain a triangulation containing e by performing a sequence of decreasing flips from σ .*

Proof. Since the graph induced by E_x^ξ is a tree, there is a unique path $f = h_1 \succ h_2 \succ \dots \succ h_k = e$ in this graph. We claim that there exists a sequence of decreasing flips from σ that produce a triangulation containing h_2 . With this the lemma follows since we can apply this claim repetitively for h_2, h_3, \dots until we obtain a triangulation containing e .

Now we establish the above claim. If f is decreasing in σ , the claim follows since we can flip f to obtain h_2 . From now on assume that f is not decreasing, and let x be the midpoint of f . Let $L_x(\sigma)$ be the sum of the ℓ_1 length of the edges of σ that cross $S(f)$, where the set S is defined in (8). Let $y \in \tau^{-1}(\sigma, x)$. We have that σ_y is a decreasing and flippable edge. Otherwise $y \in \tau^{-1}(\sigma, x)$ would imply that σ_y is a constraint edge, which gives that f is a ground state edge, contradicting that $f \succ e$. Let σ' be the triangulation obtained by flipping σ_y in σ . By Proposition 3.1(ii), $S(f) \subset S(\sigma_y)$, hence σ_y intersects $S(f)$. Using this and the fact that $|\sigma'_y| \leq |\sigma_y| - 2$ we obtain that $L_x(\sigma') \leq L_x(\sigma) - 2$. Repeating these steps we obtain a sequence of triangulations so that the i -th triangulation in the sequence is obtained via a decreasing flip of an edge of the $(i - 1)$ -th triangulation, and the value of L_x monotonically decreases along the sequence. Since for any triangulation σ'' containing f we have that $L_x(\sigma'') \geq |f|$, we obtain that this procedure will eventually make f be a flippable and decreasing edge, establishing the claim. \square

The lemma below gives the first property of crossings of ground state edges. We denote by $\mathbf{1}(\cdot)$ the indicator function.

Proposition 4.2 (Monotonicity). *Given any boundary condition $\xi \in \Xi(\Lambda^0)$, any midpoint $x \in \Lambda$, any ground state edge $g \in \mathbb{G}^\xi$, and any two edges $e, f \in E_x^\xi$ such that $\bar{\sigma}_x \preceq e \preceq f$ then*

$$\mathbf{1}(e \cap g \neq \emptyset) \leq \mathbf{1}(f \cap g \neq \emptyset).$$

Proof. We show that if $f \cap g = \emptyset$ then $e \cap g = \emptyset$. If f does not intersect g , then there is a triangulation $\sigma \in \Omega^\xi$ so that $g \in \sigma$ and $\sigma_x = f$. Proposition 4.1 gives that we can perform a sequence of decreasing flips from σ until obtaining a triangulation σ' with $\sigma'_x = e$ since $e \preceq f = \sigma_x$. Since g is in ground state, g is not flipped in this sequence. This implies that g is contained in σ' and, consequently, cannot intersect e . \square

The following is a simple geometric lemma that we will need later.

Lemma 4.3. *In any triangle of a lattice triangulation, the largest angle is at least $\pi/2$ and the other angles are at most $\pi/4$.*

Proof. Without loss of generality, assume that $\Lambda^0 = [-n, n]^2 \cap \mathbb{Z}^2$ and “empty” boundary condition (i.e., ξ contains only the unit horizontal and vertical edges at the boundary of Λ^0). The lemma will follow for arbitrary choices of Λ^0 and ξ since we can choose n large enough so that $\Lambda^0 \subseteq [-n, n]^2 \cap \mathbb{Z}^2$, which gives that the set of triangulations of Λ^0 with any boundary condition ξ is contained in the

set of triangulations of $[-n, n]^2 \cap \mathbb{Z}^2$ with empty boundary condition. Now this property clearly holds (with equality) for any ground state triangulation of $[-n, n]^2 \cap \mathbb{Z}^2$. Proposition 4.1 implies that any triangulation $\sigma \in \Omega$ can be obtained by a sequence of increasing flips from some ground state triangulation. Hence it suffices to show that the property in the statement of the lemma is preserved under increasing flips. Let Δ and Δ' be two triangles sharing an edge e such that e is increasing. So e is the smallest diagonal of the parallelogram $\Delta \cup \Delta'$. Let $\tilde{\Delta}$ and $\tilde{\Delta}'$ be the two new triangles obtained after flipping e . Note that the largest angles of $\tilde{\Delta}$ and $\tilde{\Delta}'$ are larger than the largest angles of Δ and Δ' . Moreover, the other angles of $\tilde{\Delta}$ and $\tilde{\Delta}'$ are obtained by splitting angles θ, θ' of Δ, Δ' , respectively, where θ, θ' are not the largest angle of Δ, Δ' . \square

The next proposition gives an upper bound on the number of small edges intersecting a given ground state edge. For any triangulation $\sigma \in \Omega^\xi$, any $g \in \mathbb{G}^\xi$, and any $\ell \in \mathbb{R}^+$, let

$$I_g(\sigma, \ell) = \{\sigma_x : \sigma_x \cap g \neq \emptyset \text{ and } |\sigma_x| \leq |g| + \ell\}$$

be the set edges of σ that intersect g and have length at most $|g| + \ell$. Note that I_g is a set of *edges* (rather than a set of midpoints), and the midpoints of the edges in $I_g(\sigma, \ell)$ are given by $I_g(\sigma, \ell) \cap \Lambda$. A crucial property of the lemma below is that the bounds do not depend on $|g|$.

Proposition 4.4. *Given any boundary condition $\xi \in \Xi(\Lambda^0)$, any $g \in \mathbb{G}^\xi$ and any triangulation $\sigma \in \Omega^\xi$, all the following statements hold:*

- (i) *If an edge σ_x of σ intersects g , then $|\sigma_x| \geq |g|$, with strict inequality when the midpoint of g is not x .*
- (ii) *For any $\ell \geq 1$, the midpoints of $I_g(\sigma, \ell)$ are contained in the ball of radius 2ℓ centered at the midpoint of g .*
- (iii) *There exists a universal $c > 0$ such that for any $\ell \geq 1$ we have that the cardinality of $I_g(\sigma, \ell)$ is at most $c\ell^2$ and the cardinality of $\bigcup_{\sigma \in \Omega^\xi} I_g(\sigma, \ell)$ is at most $c\ell^4$.*

Proof. First we establish the lemma when g is either a unit horizontal, a unit vertical or a unit diagonal. Then (i) holds trivially since any edge with the same midpoint as g has length at least $|g|$, and an edge with midpoint different than g can only intersect g if its length is larger than $\sqrt{2} \geq |g|$. Parts (ii) and (iii) follows since any edge of length at most ℓ that intersects g must be completely contained inside a ball of radius $\frac{|g|}{2} + \ell \leq \frac{\sqrt{2}}{2} + \ell$ centered at the midpoint of g .

Now let g be a ground state edge that is not a unit vertical, unit horizontal or unit diagonal. This means that g is constrained by a constraint edge $e \in \xi$; that is, $g \subset S(e)$. The proof uses the concept of excluded regions introduced in [6]. The excluded region of an edge g is obtained by taking its minimal parallelogram and considering the infinite strips between both pairs of opposite sides of the parallelogram, as illustrated by the shaded area in Figure 8. The interior of the excluded region contains no point of \mathbb{Z}^2 , cf. [6, Proposition 3.3]. The endpoints of the constraint edge e are in regions X and Y , which are the two components of the complement of the excluded region of g that contain an endpoint of g in their boundary, as illustrated in Figure 8. Thus, all edges that intersect g must also have endpoint in X and Y , not to intersect e . This gives that any edge that intersects g must have length larger than $|g|$, establishing part (i).

Now we establish part (ii). All edges in $\bigcup_{\sigma} I_g(\sigma, \ell)$ must have endpoints inside the intersection of $X \cup Y$ with the strip between the red dashed lines in Figure 8, which are the lines perpendicular to g and at distance ℓ from the endpoints of g . The intersection of $X \cup Y$ and this strip forms two triangles $\Delta_X \subset X$ and $\Delta_Y \subset Y$. Since the triangles in the minimum parallelogram of g have

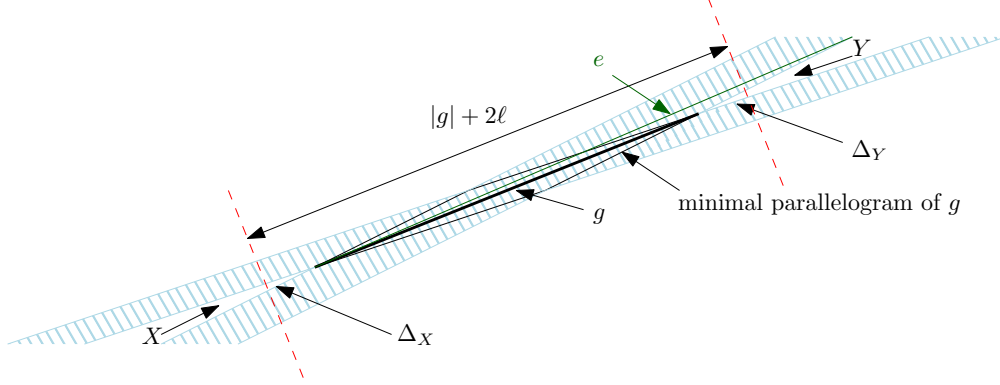


Figure 8: The excluded region (blue shaded area) of edge g .

their two smallest angles of size at most $\pi/4$ (cf. Lemma 4.3), the angle of Δ_X at the endpoint of g is at most $\pi/2$. Therefore, Δ_X is contained inside an isosceles right triangle whose right angle is at the vertex of Δ_X which is an endpoint of g , and whose hypotenuse is in the red dashed line intersecting Δ_X . The length of the hypotenuse of this isosceles right triangle is 2ℓ . Therefore, the midpoints of an edge with endpoints in Δ_X and Δ_Y is contained inside a $\ell \times 2\ell$ rectangle centered at the midpoint of g and whose smallest edges are parallel to g . This rectangle is contained inside a ball of radius 2ℓ centered at the midpoint of g .

Part (iii) follows since part (ii) implies that $|I_g(\sigma, \ell)| \leq c\ell^2$ for some universal constant $c > 0$. Also, since the area of each Δ_X and Δ_Y is at most ℓ^2 , the number of points of Λ^0 inside each of Δ_X and Δ_Y is at most $c_1\ell^2$ for some positive constant c_1 , which gives that $|\bigcup_{\sigma \in \Omega^\xi} I_g(\sigma, \ell)| \leq c_1\ell^4$. \square

The geometric property below was the main inspiration for constructing the Lyapunov function (6). Roughly speaking, if an increasing edge σ_x of σ that is not in ground state intersects a ground state edge g , then the decreasing edges in the same tree as σ_x (i.e., the edges σ_y for all $y \in \tau^{-1}(\sigma, x)$) also intersect g . Hence each increasing edge can be mapped to a decreasing edge of larger length. Since only flips of increasing edges can increase the value of the Lyapunov function, we are able to show that when taking the expectation over all possible flips, each flip that increases the Lyapunov function is “compensated” by flips that decrease the Lyapunov function. Another fundamental property in the lemma below is that if σ_x itself does not intersect g but the edge obtained by flipping σ_x does, then g is also intersected by at least one of the decreasing edges in the same tree as σ_x (i.e., there exists $y \in \tau^{-1}(\sigma, x)$ such that σ_y intersects g).

Proposition 4.5. *Fix any boundary condition $\xi \in \Xi(\Lambda^0)$, any triangulation $\sigma \in \Omega^\xi$, any midpoint $x \in \Lambda$, and any ground state edge $g \in \mathbb{G}^\xi$. Let $\{z_1, z_2\} = \tau^{-1}(\sigma, x)$; if $\tau^{-1}(\sigma, x)$ has cardinality one, set $z_1 = z_2$. Then either $\sigma_x = g$ or we have*

$$\mathbf{1}(\sigma_x \cap g \neq \emptyset) \leq \mathbf{1}(\sigma_{z_1} \cap g \neq \emptyset) \mathbf{1}(\sigma_{z_2} \cap g \neq \emptyset). \quad (12)$$

Moreover, if $x \in F_{\text{inc}}(\sigma)$ and η is the triangulation obtained by flipping σ_x in σ , we have that

$$\mathbf{1}(\sigma_x \cap g = \emptyset) \mathbf{1}(\eta_x \cap g \neq \emptyset) \leq \mathbf{1}(\sigma_{z_1} \cap g \neq \emptyset) + \mathbf{1}(\sigma_{z_2} \cap g \neq \emptyset). \quad (13)$$

Proof. We establish (12) by contradiction. Assume that $x \notin F_{\text{dec}}(\sigma) \cup F_{\text{diag}}(\sigma)$, otherwise $x = z_1 = z_2$ and the lemma follows trivially. Assume also that $\sigma_x \neq g$, and that σ_x intersects g but σ_{z_1} does not. This implies that there exists a triangulation that contains g and σ_{z_1} . Take ζ to be one

such triangulation as following. Remove from σ all edges intersecting g , regard the edges of σ that were not removed as a new boundary condition, and define ζ to be a ground state triangulation containing g given this new boundary condition. Since a ground state triangulation (given any boundary condition) can be obtained by the union of ground state edges by Lemma 2.2, we obtain that $\zeta \prec \sigma$. Since σ_x intersects g and $\sigma_x \neq g$, we have $|\zeta_x| < |\sigma_x|$. Also, since in σ we have that σ_{z_1} is the root of a tree containing σ_x , we have that σ_x is in ground state given σ_{z_1} . Since $\zeta_{z_1} = \sigma_{z_1}$, then $|\zeta_x| \geq |\sigma_x|$, establishing a contradiction. The same reasoning applies to z_2 .

In order to establish (13), we assume that σ_x does not intersect g but η_x does, and show that this implies that either σ_{z_1} or σ_{z_2} must intersect g . Let $w_1, y_1 \in \tau(\sigma, z_1)$ and $w_2, y_2 \in \tau(\sigma, z_2)$ be such that $\sigma_x \sigma_{w_1} \sigma_{y_1}$ and $\sigma_x \sigma_{w_2} \sigma_{y_2}$ are triangles in σ . Note that if p_1 is the common endpoint of σ_{w_1} and σ_{y_1} , and p_2 is the common endpoint of σ_{w_2} and σ_{y_2} , then η_x has endpoints p_1, p_2 . Since η_x intersects g and $\eta_x \neq g$, it follows that g intersects at least one of σ_{w_1} , σ_{y_1} , σ_{w_2} and σ_{y_2} . Assume that g intersects σ_{w_1} . Applying the first part of the lemma with $x = w_1$ yields that g intersects σ_{z_1} . \square

Proposition 4.6. *Fix any boundary condition $\xi \in \Xi(\Lambda^0)$, any triangulation $\sigma \in \Omega^\xi$ and any ground state edge $g \in \mathbb{G}^\xi$. There is a sequence of non-increasing flips from σ that produces a triangulation containing g . Moreover, if $\Gamma \subset \Lambda$ are the midpoints of the edges of σ that intersect g , then in this sequence only the edges of midpoint in Γ are flipped.*

Remark 4.7. In the sequence of flips above, all flips are (strictly) decreasing unless when $g \not\prec \sigma_x$, where x is the midpoint of g . In this case, g is a unit diagonal and the opposite unit diagonal g' of midpoint x also belongs to \mathbb{G}^ξ . Then the sequence of flips consists of a sequence of decreasing flips that culminates in a triangulation containing g' and its minimal parallelogram, and then a length-preserving flip of g' to obtain g .

Proof of Proposition 4.6. Assume for the moment that $g \prec \sigma_x$, where x is the midpoint of g . We perform the same sequence of triangulations $\sigma = \eta^0, \eta^1, \eta^2, \dots$ as in the proof of Proposition 4.1 with $e = g$. In this sequence, η^i is obtained from η^{i-1} by performing a decreasing flip of an edge of midpoint in $\tau^{-1}(\eta^{i-1}, x)$. Since η_x^{i-1} intersects g for all i , Proposition 4.5 gives that all edges of midpoint in $\tau^{-1}(\eta^{i-1}, x)$ also intersect g . Therefore, all flipped edges in this sequence must intersect g .

When $g \not\prec \sigma_x$, we have that g is a unit diagonal and the opposite unit diagonal g' of midpoint x also belongs to \mathbb{G}^ξ ; otherwise for all $f \in E_x^\xi$ we have $g \preceq f$. This gives that $g' \preceq \sigma_x$. From the previous case we obtain a sequence of triangulations $\sigma = \eta^0, \eta^1, \eta^2, \dots, \eta^k$ such that $\eta_x^k = g'$ and, for all i , η^i is obtained by performing a decreasing flip to an edge of midpoint in $\tau^{-1}(\eta^{i-1}, x)$. Since η_x^{i-1} intersects g , we have that only edges intersecting g are flipped in this sequence. Now we claim that we can perform a sequence of decreasing flips from η^k to obtain triangulations $\eta^{k+1}, \eta^{k+2}, \dots, \eta^\ell$ such that η^ℓ contains g' and its minimal parallelogram. Using this the lemma follows since we can perform a length-preserving flip of g' in η^ℓ , which produces g . To establish the claim, let w_1, w_2, w_3, w_4 be the midpoints of the edges in the minimal parallelogram of g . Note that there are exactly four edges $h_1, h_2, h_3, h_4 \in \mathbb{G}^\xi$ (which are unit horizontal and vertical edges) such that w_i is the midpoint of h_i for all $i \in \{1, 2, 3, 4\}$. The sequence of flips is obtained by applying the previous case for each h_i ; i.e., at each step we perform a decreasing flip to an edge of midpoint in $\tau^{-1}(\cdot, w_i)$ for some $i \in \{1, 2, 3, 4\}$ until obtaining a triangulation containing h_1, h_2, h_3 , and h_4 . It remains to show that in this sequence we only flip edges that intersect g . Note that any edge of a triangulation that intersects h_i for some i must intersect either g or g' . Since g' belongs to all

triangulations $\eta^{k+1}, \eta^{k+2}, \dots, \eta^\ell$ and any edge flipped in this sequence intersects h_i for some i , we have that all flipped edges intersect g , and the claim is established. \square

5 Proof of the Lyapunov function (Theorem 2.3)

During the proof of Theorem 2.3, we will need to treat small edges (edges smaller than some constant C) separately. We fix $\alpha \in (1, \lambda^{-1/2})$ and set $C > 1$ large enough so that the following two conditions hold:

$$\alpha^{-C/4} \leq \frac{1}{10} \quad \text{and} \quad C\alpha^{-C/2} \leq \frac{\alpha^2 - 1}{10\alpha^2}. \quad (14)$$

Also, we will need to handle “small trees” separately: trees whose root edge is smaller than some other constant C' . After C has been fixed, set C' large enough so that the following conditions hold:

$$C' > \left(3 + \frac{2}{\alpha - 1}\right) C^2 \quad \text{and} \quad 4x\alpha^{2C} \leq \alpha^x \text{ for all } x \geq C'. \quad (15)$$

Throughout this section we fix an arbitrary boundary condition $\xi \in \Xi(\Lambda^0)$ and a triangulation $\sigma \in \Omega^\xi$. We need to introduce some notation. For any flippable edge $x \in \Lambda$ of σ , define

$$\psi_x = \psi_x(\sigma) = \text{the length of the shortest edge different than } \sigma_x \text{ in a triangle of } \sigma \text{ containing } \sigma_x. \quad (16)$$

Given any $g \in \mathbb{G}^\xi$, define

$$F_{\text{dec}}^g(\sigma) = \{x \in F_{\text{dec}}(\sigma) : \sigma_x \cap g \neq \emptyset\} \quad \text{and} \quad F_{\text{inc}}^g(\sigma) = \{x \in F_{\text{inc}}(\sigma) : \sigma_x^x \cap g \neq \emptyset\},$$

where

σ^x stands for the triangulation obtained by flipping σ_x in σ .

In words, $F_{\text{dec}}^g(\sigma)$ is the set of decreasing edges of σ that intersect g and $F_{\text{inc}}^g(\sigma)$ is the set of increasing edges of σ that either intersect g or get to intersect g after a flip. (The fact that it is enough to define $F_{\text{inc}}^g(\sigma)$ in terms of σ^x only is a consequence of Proposition 4.2.) Since the edges of \mathbb{G}^ξ are all compatible with ξ , we obtain that, unlike $F_{\text{dec}}(\sigma)$, the set $F_{\text{dec}}^g(\sigma)$ contains no midpoint of λ^{bc} . Let

σ' be the random triangulation obtained from σ by one step of the Glauber dynamics, and for $x \in \Lambda$ let

$\tilde{\sigma}^x$ = the triangulation obtained by choosing x to be flipped in σ .

The triangulation $\tilde{\sigma}^x$ differs from σ^x since $\tilde{\sigma}^x$ is a *random* triangulation (the probability that the flip actually occurs is $\frac{\lambda^{|\sigma_x^x|}}{\lambda^{|\sigma_x|} + \lambda^{|\sigma_x^x|}}$), while σ^x is a deterministic triangulation. Hence,

$$\mathbb{E}_\sigma(\Psi_g(\sigma') - \Psi_g(\sigma)) = \sum_{x \in \Lambda} \frac{1}{|\Lambda|} \mathbb{E}_\sigma(\Psi_g(\tilde{\sigma}^x) - \Psi_g(\sigma)) = \sum_{x \in F_{\text{dec}}^g(\sigma) \cup F_{\text{inc}}^g(\sigma)} \frac{1}{|\Lambda|} \mathbb{E}_\sigma(\Psi_g(\tilde{\sigma}^x) - \Psi_g(\sigma)). \quad (17)$$

We start estimating the expected change in $\Psi_g(\sigma)$ incurred by flipping a given edge. For $x \in \Lambda$, define

$$\begin{aligned} \rho_g(\sigma, x) &= -\frac{\alpha^{|\sigma_x| - |g|}}{1 + \lambda^{2\psi_x}} \quad \text{for all } x \in F_{\text{dec}}^g(\sigma), \\ \rho_g(\sigma, x) &= \frac{\alpha^{|\sigma_x| - |g|} (\alpha\lambda)^{2\psi_x}}{1 + \lambda^{2\psi_x}} \quad \text{for all } x \in F_{\text{inc}}^g(\sigma) \end{aligned} \quad (18)$$

and $\rho_g(\sigma, x) = 0$ for all other x .

Lemma 5.1. *Fix any boundary condition $\xi \in \Xi(\Lambda^0)$, any triangulation $\sigma \in \Omega^\xi$, any ground state edge $g \in \mathbb{G}^\xi$, and any midpoint $x \in \Lambda$. We have*

$$\mathbb{E}_\sigma(\Psi_g(\tilde{\sigma}^x) - \Psi_g(\sigma)) = \rho_g(\sigma, x).$$

Proof. If $x \in F_{\text{diag}}(\sigma)$, then $\sigma_x \in \mathbb{G}^\xi$ and, consequently, σ_x only intersects g if the midpoint of g is x ; hence, $\Psi_g(\sigma) = \Psi_g(\sigma^x)$ in this case. Assume henceforth that $x \notin F_{\text{diag}}(\sigma)$. Then for any x such that σ_x is a flippable edge we have that the absolute value of $|\sigma_x^x| - |\sigma_x|$ is $2\psi_x$. To see this, note that if $w, y \in \Lambda$ are such that $\sigma_w, \sigma_y, \sigma_x$ form a triangle of σ with $|\sigma_w| \geq |\sigma_y|$, then $\psi_x = |\sigma_y|$. Thus if σ_x is the largest edge of the triangle we have $|\sigma_x| = |\sigma_w| + |\sigma_y|$ and $|\sigma_x^x| = |\sigma_w| - |\sigma_y|$, otherwise we have $|\sigma_x| = |\sigma_w| - |\sigma_y|$ and $|\sigma_x^x| = |\sigma_w| + |\sigma_y|$. Therefore, the probability that σ_x is actually flipped in $\tilde{\sigma}^x$ is

$$\frac{\lambda^{|\sigma_x^x|}}{\lambda^{|\sigma_x|} + \lambda^{|\sigma_x^x|}} = \frac{\lambda^{|\sigma_x^x|}}{\lambda^{|\sigma_x| \wedge |\sigma_x^x|} (1 + \lambda^{2\psi_x})} = \frac{\lambda^{2\psi_x} \mathbf{1}(x \in F_{\text{inc}}(\sigma)) + \mathbf{1}(x \in F_{\text{dec}}(\sigma) \setminus \lambda^{\text{bc}})}{1 + \lambda^{2\psi_x}}.$$

Therefore, if $x \in F_{\text{dec}}^g(\sigma)$, we have

$$\mathbb{E}_\sigma(\Psi_g(\tilde{\sigma}^x) - \Psi_g(\sigma)) = -\alpha^{|\sigma_x| - |g|} \frac{1}{1 + \lambda^{2\psi_x}} = \rho_g(\sigma, x).$$

If $x \in F_{\text{inc}}^g(\sigma)$, we obtain

$$\mathbb{E}_\sigma(\Psi_g(\tilde{\sigma}^x) - \Psi_g(\sigma)) = \alpha^{|\sigma_x| + 2\psi_x - |g|} \frac{\lambda^{2\psi_x}}{1 + \lambda^{2\psi_x}} = \frac{\alpha^{|\sigma_x| - |g|} (\alpha\lambda)^{2\psi_x}}{1 + \lambda^{2\psi_x}} = \rho_g(\sigma, x).$$

□

5.1 Proof overview

Our goal is to show that $\sum_{x \in F_{\text{inc}}^g(\sigma)} \rho_g(\sigma, x)$ can be bounded above by $-c \sum_{x \in F_{\text{dec}}^g(\sigma)} \rho_g(\sigma, x)$ for some constant $c < 1$, and then apply Lemma 5.1 and (17) to establish Theorem 2.3. We will do this by comparing each $\rho_g(\sigma, x)$ with $x \in F_{\text{inc}}^g(\sigma)$ with $\rho_g(\sigma, z)$ for z being a root of a tree containing x (i.e., $z \in \tau^{-1}(\sigma, x)$). Proposition 4.5 guarantees that there exists such a z for which $z \in F_{\text{dec}}^g(\sigma)$. Proposition 3.3 (ii) and (iii) gives that for any $x \in F_{\text{inc}}^g(\sigma)$, x is a leaf in all trees containing x , so in our proof we will restrict our attention to the roots and leaves of the trees.

The proof is split into sections. In Section 5.2 we bound above $\rho_g(\sigma, x)$ with $x \in F_{\text{inc}}^g(\sigma)$ in terms of $\rho_g(\sigma, z)$ with $z \in \tau^{-1}(\sigma, x)$ for small leaves (leaves σ_x that are smaller enough in comparison to σ_z). In Section 5.3 we do the same for large leaves, which will require a more delicate proof. Then in Section 5.4 we combine the result of the previous two sections with (17) and establish that the expected change in the Lyapunov function can be written as a function of only the decreasing edges. In Section 5.5 we show that the value of the Lyapunov function can also be written in terms of the decreasing edges only. Combining these two results together gives that the expected change in the Lyapunov function can be written in terms of the value of the Lyapunov function. This is established in Section 5.6, completing the proof of Theorem 2.3.

5.2 Handling small leaves

For any $z \in F_{\text{dec}}(\sigma) \cup F_{\text{diag}}(\sigma)$, we will employ the following definition:

$$\tau_{\text{sl}}(\sigma, z) = \{x \in \tau_{\text{leaves}}(\sigma, z) : |\sigma_x| \leq |\sigma_z| - C\},$$

where $\tau_{\text{leaves}}(\sigma, z)$ are the leaves of $\tau(\sigma, z)$. The subscript sl above stands for “small leaves.” In the lemma below, recall that $\rho_g(\sigma, z) < 0$ for all $z \in F_{\text{dec}}^g(\sigma)$.

Lemma 5.2. *Given any boundary condition $\xi \in \Xi(\Lambda^0)$, any triangulation $\sigma \in \Omega^\xi$, any $z \in F_{\text{dec}}^g(\sigma)$, and any $g \in \mathbb{G}^\xi$, we have*

$$\sum_{x \in \tau_{\text{sl}}(\sigma, z)} \rho_g(\sigma, x) \leq 2|\sigma_z| \alpha^{C-|g|} - 4\alpha^{-C} \rho_g(\sigma, z).$$

If in addition we have $|\sigma_z| \geq C'$, then the bound above can be simplified to

$$\sum_{x \in \tau_{\text{sl}}(\sigma, z)} \rho_g(\sigma, x) \leq -5\alpha^{-C} \rho_g(\sigma, z).$$

Proof. By Proposition 3.1(iii) we have that $\sum_{x \in \tau_{\text{sl}}(\sigma, z)} |\sigma_x| \leq 2|\sigma_z|$. Then, since $\alpha\lambda < 1/\alpha$, we write

$$\sum_{x \in \tau_{\text{sl}}(\sigma, z)} \rho_g(\sigma, x) = \sum_{x \in \tau_{\text{sl}}(\sigma, z)} \frac{\alpha^{|\sigma_x| - |g|} (\alpha\lambda)^{2\psi_x}}{1 + \lambda^{2\psi_x}} \leq \sum_{x \in \tau_{\text{sl}}(\sigma, z)} \frac{\alpha^{|\sigma_x| - |g| - 2\psi_x}}{1 + \lambda^{2\psi_x}}.$$

Now let $\tau'_{\text{sl}}(\sigma, z) \subseteq \tau_{\text{sl}}(\sigma, z)$ be the set of midpoints $x \in \tau_{\text{sl}}(\sigma, z)$ such that $|\sigma_x| - 2\psi_x \leq C$. Then for $\tau'_{\text{sl}}(\sigma, z)$ we use the simple bound

$$\sum_{x \in \tau'_{\text{sl}}(\sigma, z)} \rho_g(\sigma, x) \leq |\tau'_{\text{sl}}(\sigma, z)| \alpha^{C-|g|} \leq 2|\sigma_z| \alpha^{C-|g|} \leq \frac{4|\sigma_z| \alpha^{C-|g|}}{1 + \lambda^{2\psi_z}}.$$

When $|\sigma_z| \geq C'$, using the condition on C' in (15) we obtain

$$\sum_{x \in \tau'_{\text{sl}}(\sigma, z)} \rho_g(\sigma, x) \leq \frac{\alpha^{|\sigma_z| - |g| - C}}{1 + \lambda^{2\psi_z}} = -\alpha^{-C} \rho_g(\sigma, z). \quad (19)$$

For the other edges, we use the fact that $|\sigma_x| > \psi_x$, which implies that ψ_x is the size of the smallest edge in the triangle containing σ_x in $\tau(\sigma, z)$, and hence Proposition 3.5 gives that $\psi_x \leq \psi_z$. Using this, we obtain

$$\sum_{x \in \tau_{\text{sl}}(\sigma, z) \setminus \tau'_{\text{sl}}(\sigma, z)} \rho_g(\sigma, x) \leq \frac{1}{1 + \lambda^{2\psi_z}} \sum_{x \in \tau_{\text{sl}}(\sigma, z) \setminus \tau'_{\text{sl}}(\sigma, z)} \alpha^{|\sigma_x| - |g| - 2\psi_x}. \quad (20)$$

For the edges in $\tau_{\text{sl}}(\sigma, z) \setminus \tau'_{\text{sl}}(\sigma, z)$ we will also leverage on the fact that they are not small, applying the following technical estimate. Given any positive $\ell_1 \geq \ell_2 \geq \dots \geq \ell_k \in \mathbb{Z}$ and any $S \geq \sum_{i=1}^k \ell_i$ such that $k \geq 2$ and $\ell_i \in [C, S - C]$ for all i , we have

$$\sum_{i=1}^k \alpha^{\ell_i} = \alpha^{\ell_1 + \ell_2} (\alpha^{-\ell_1} + \alpha^{-\ell_2}) + \sum_{i=3}^k \alpha^{\ell_i} \leq 2\alpha^{-C} \alpha^{\ell_1 + \ell_2} + \sum_{i=3}^k \alpha^{\ell_i}.$$

Using that $2\alpha^{-C} < 1$, and proceeding in the same way as above, we obtain

$$\begin{aligned} \sum_{i=1}^k \alpha^{\ell_i} &\leq \alpha^{\ell_1+\ell_2} + \sum_{i=3}^k \alpha^{\ell_i} \\ &\leq \alpha^{\ell_1+\ell_2+\dots+\ell_{k-1}} + \alpha^{\ell_k} \\ &\leq 2\alpha^{-C} \alpha^{\sum_{i=1}^k \ell_i} \leq 2\alpha^{S-C}. \end{aligned}$$

If $k = 1$, then we have $\sum_{i=1}^k \alpha^{\ell_i} = \alpha^{\ell_1} \leq \alpha^{S-C}$, and we can simply use the upper bound above. We apply this estimate twice, once for the elements of $\tau_{\text{sl}}(\sigma, z) \setminus \tau'_{\text{sl}}(\sigma, z)$ that belong to $\tau^{(1)}(\sigma, z)$ and another for the ones that belong to $\tau^{(2)}(\sigma, z)$. Since we have that the sum of the $|\sigma_x|$ for x in each of these sets is at most $S = |\sigma_z|$, applying this to the right-hand side of (20) yields

$$\sum_{x \in \tau_{\text{sl}}(\sigma, z) \setminus \tau'_{\text{sl}}(\sigma, z)} \rho_g(\sigma, x) \leq \frac{1}{1 + \lambda^{2\psi_z}} 4\alpha^{|\sigma_z| - |g| - C} = -4\alpha^{-C} \rho_g(\sigma, z).$$

Summing this and (19) establishes the lemma. \square

5.3 Large leaves and 1-dimensional configurations

As mentioned above, the most delicate part of the proof will be to establish an upper bound on $\rho_g(\sigma, x)$ when $x \in F_{\text{inc}}^g(\sigma)$ is such that x belongs to a tree $\tau(\sigma, z)$ for which σ_x and σ_z have almost the same length. This is the case we treat in this section.

Here we only need to consider trees rooted at long edges. Fix a boundary condition $\xi \in \Xi(\Lambda^0)$ and a ground state edge $g \in \mathbb{G}^\xi$. Consider the increasing edges σ_x for which either both trees containing x have root in $F_{\text{dec}}^g(\sigma)$ and have length at least $|g| + C'$, or one of them has root satisfying the conditions above and the other has root outside $F_{\text{dec}}^g(\sigma)$. In addition, only consider x that does not belong to $\tau_{\text{sl}}(\sigma, z)$ for any z . More precisely, define

$$X = \{x \in F_{\text{inc}}^g(\sigma) : \forall z \in F_{\text{dec}}^g(\sigma) \cap \tau^{-1}(\sigma, x) \text{ we have } |\sigma_z| > |g| + C' \text{ and } x \notin \tau_{\text{sl}}(\sigma, z)\}.$$

Proposition 4.5 gives that the set $F_{\text{dec}}^g(\sigma) \cap \tau^{-1}(\sigma, x)$ has at least one element.

We construct the following bipartite graph H with vertex sets X and $F_{\text{dec}}^g(\sigma) \setminus F_{|g|+C'}^g(\sigma)$. (Recall the definition of $F_\ell(\sigma)$ from (7).) To avoid ambiguity, we will refer to the connections between pairs of vertices of H as *links* instead of edges; we reserve the word *edges* to the edges of a triangulation. There is a link between $x \in X$ and $z \in F_{\text{dec}}^g(\sigma) \setminus F_{|g|+C'}^g(\sigma)$ in H if $x \in \tau(\sigma, z)$. Since $\tau^{-1}(\sigma, x)$ has cardinality at most two (cf. Proposition 3.3(i)), the degree of x in H is at most two. Also each edge of midpoint $z \in F_{\text{dec}}^g(\sigma) \setminus F_{|g|+C'}^g(\sigma)$ has length at least $|g| + C' > 3C$, which gives that a leaf $x \in \eta_{\text{eaves}}(\sigma, z) \setminus \tau_{\text{sl}}(\sigma, z)$ must have size at least $|\sigma_z| - C > 2|\sigma_z|/3$. Since $\sum_{y \in \eta_{\text{eaves}}(\sigma, z)} |\sigma_y| = 2|\sigma_z|$, the set $\eta_{\text{eaves}}(\sigma, z) \setminus \tau_{\text{sl}}(\sigma, z)$ has at most two elements, which gives that the degree of z in H is at most two. Since all vertices of H have degree at most two, H is a graph formed by paths and cycles.³

We will treat each path P of H individually. Since H is bipartite, the vertices of P must alternate between midpoints in X (which correspond to increasing edges of σ) and midpoints in $F_{\text{dec}}^g(\sigma) \setminus F_{|g|+C'}^g(\sigma)$ (which are decreasing edges of σ). If the number of decreasing edges in P is at least

³Actually, as it will be proved in Lemma 5.3, there is no cycle in H . But we will not need this fact.

Lemma 5.3. *Let $P = \{w_1, w_2, \dots, w_\ell\}$ be a path of H such that $w_1, w_\ell \in X$. Then,*

Moreover, $\psi_{w_1} = \psi_{w_2} = \dots = \psi_{w_\ell}$. We also obtain that H has no cycles.

Now we construct the path of triangles. Let Δ_1 be the triangle of σ containing σ_{w_1} and formed of edges of midpoint in $\tau(\sigma, w_2)$. Let σ_{x_1} and σ_{y_1} with $|\sigma_{x_1}| \geq |\sigma_{y_1}|$ be the other edges of Δ_1 . Since σ_{w_1} is increasing, we have $|\sigma_{x_1}| > |\sigma_{w_1}|$. Let Δ_2 be the other triangle containing σ_{x_1} in σ , and let $\sigma_{x_2}, \sigma_{y_2}$ be the other edges of Δ_2 with σ_{x_2} larger than σ_{y_2} . Then either σ_{x_1} is a decreasing edge or $|\sigma_{x_2}| > |\sigma_{x_1}|$. In the latter case, we look at the other triangle containing σ_{x_2} and repeat the procedure above until we reach a triangle Δ_j such that σ_{x_j} is a decreasing edge. Since $w_1 \in X$, it holds that $x_j = w_2$; this must happen since at each step we cross the largest edge of the triangle, traversing a path in $\tau(\sigma, w_2)$ from the leaf w_1 to the root w_2 . This establishes a path of adjacent triangles from σ_{w_1} to σ_{w_2} . Similarly, we can find a path of adjacent triangles from the increasing edge σ_{w_3} to the decreasing edge σ_{w_2} and concatenate the two paths to obtain a path from σ_{w_1} to σ_{w_3} . Iterating this procedure we obtain a path of adjacent triangles from σ_{w_1} to σ_{w_ℓ} .

21

and that each triangle Δ_j has all its vertices on $L \cup L'$ (as illustrated in Figure 9(a)). First assume that $x_1 \neq w_2$, and let $\sigma_{y_1} = (u, v)$ where $u, v \in \Lambda^0$ and $v = \sigma_{x_1} \cap \sigma_{y_1}$ (refer to Figure 9(b)). We claim that

$$\sigma_{y_2} = (v, v + v - u), \quad (21)$$

which is an edge colinear with σ_{y_1} and is illustrated by (v, p_1) in Figure 9(b). The reason for (21) is the following. Given σ_{x_1} , the third vertex of Δ_2 must lie on a line L'' parallel to σ_{x_1} since the area of Δ_2 is $1/2$; this is the line containing p_{-1}, p_0, p_1 in Figure 9(b). This line must pass through the vertex $v + v - u$ since $v - (v - u) = u$ pass through a similar line on the other side of σ_{x_1} . Let $\dots, p_{-2}, p_{-1}, p_0, p_1, p_2, \dots$ be the lattice vertices on L'' such that p_0 is the only such vertex in the minimal parallelogram of σ_{x_1} . Since $x_1 \neq w_2$, then σ_{x_1} is not decreasing and p_0 is not a vertex of Δ_2 . Let $p_1 = v + v - u$ and define $u' \in \mathbb{Z}^2 \cap L'$ such that $\sigma_{w_1} = (u, u')$. Note that for the same reason that (v, p_1) is a translate of σ_{y_1} , (u', p_{-1}) is a translate of σ_{w_1} . If p_{-1} were a vertex of Δ_2 , then

$$|\sigma_{x_2}| = |\sigma_{x_1}| + |\sigma_{w_1}| \geq 2|\sigma_{w_1}| \geq 2(|\sigma_{w_2}| - C).$$

But since $|\sigma_{w_2}| \geq 2C$, we obtain $|\sigma_{x_2}| \geq |\sigma_{w_2}|$ which is a contradiction since $x_2 \in \tau(\sigma, w_2)$. Similarly, any point p_{-2}, p_{-3}, \dots in L'' cannot be a vertex of Δ_2 ; otherwise it makes σ_{x_2} be too large. For a similar reason, any point p_2, p_3, \dots in L'' cannot be a vertex of Δ_2 , otherwise we would have

$$|\sigma_{x_2}| \geq |\sigma_{x_1}| + \|v - p_2\|_1 = |\sigma_{x_1}| + |\sigma_{y_1}| + |\sigma_{x_1}| \geq 2|\sigma_{w_1}|.$$

Therefore, p_1 must be the vertex of Δ_2 giving that σ_{y_1} and σ_{y_2} are colinear, and establishing (21). Now, if $x_1 = w_2$, then x_1 is decreasing and p_0 is the vertex of Δ_2 . In this case, x_1 is the diagonal of a parallelogram and, clearly, (u', p_0) is parallel to and has the same length as σ_{y_1} . Proceeding inductively, we obtain that the path of triangles must be between the two (green) parallel lines L and L' in Figure 9(a), which also implies that H has no cycle. Also, it implies that $\psi_{w_i} = |\sigma_{y_i}|$ for all i .

Now we compute a lower bound on ℓ (the size of the path P). First notice that σ_{w_1} and σ_{w_ℓ} do not intersect g , otherwise their degree in H would be two. Also, if R is the region between L and L' , and \hat{g} is the closure of g (i.e., \hat{g} is the union of g and its endpoints), then $R \setminus \hat{g}$ is not simply connected (i.e., \hat{g} intersects both L and L'). The reason for this is that R must intersect g (because σ_{w_2} intersects g and is contained in R), but R does not contain any lattice point since R is part of the excluded region of σ_{w_2} . (See [6, Proposition 3.3] for the proof that the excluded region of any edge does not contain lattice points.) Let $s = \hat{g} \cap L$ and $s' = \hat{g} \cap L'$ be the points where \hat{g} intersects L and L' , and let r, r' be the endpoints of σ_{w_ℓ} such that $r \in L$ and $r' \in L'$. Clearly, s is between r and u in L , and s' is between r' and u' in L' . Recalling that σ^{w_1} stands for the triangulation obtained from σ by flipping σ_{w_1} , and since $\sigma_{w_1}^{w_1}$ intersects g and $|\sigma_{y_1}| \leq |\sigma_{w_2}| - |\sigma_{w_1}| \leq C$, we have that

$$\|s - u\|_1 \leq |\sigma_{y_1}| \leq C,$$

and

$$\|s' - u'\|_1 \geq |\sigma_{w_1}| - |g| \geq |\sigma_{w_2}| - C - |g| \geq C' - C.$$

Consequently, the number of edges σ_{y_i} on L' that belongs to triangles of the path $\Delta_1, \Delta_2, \dots$ is at least $\frac{C' - C}{C}$. Since for even j we have $|\sigma_{w_j}| \leq |\sigma_{w_{j-1}}| + C$, there must be at most C edges σ_{y_i} between σ_{w_j} and $\sigma_{w_{j-1}}$. Therefore, we have that

$$\ell \geq \frac{C' - C}{C^2}.$$

□

Lemma 5.4. *Let $P = \{w_1, w_2, \dots, w_\ell\}$ be a path of H . Then*

$$\sum_{x \in P \cap F_{\text{inc}}^g(\sigma)} \rho_g(\sigma, x) \leq - \sum_{z \in P \cap F_{\text{dec}}^g(\sigma)} \alpha^{-2\psi_z} \rho_g(\sigma, z).$$

Proof. Since H is bipartite, the midpoints in P must alternate between increasing and decreasing edges of σ . Also, if σ_{w_i} is increasing, then $|\sigma_{w_i}| \leq |\sigma_{w_{i-1}}| \wedge |\sigma_{w_{i+1}}|$. By Lemma 5.3 we have that all ψ_{w_i} are the same; for simplicity we write $\psi = \psi_{w_i}$. If σ_{w_ℓ} is decreasing, then the lemma follows since each increasing σ_{w_i} can be associated with the decreasing edge $\sigma_{w_{i+1}}$, and we can write

$$\rho_g(\sigma, w_i) = \frac{\alpha^{|\sigma_{w_i}| - |g|} (\alpha\lambda)^{2\psi}}{1 + \lambda^{2\psi}} \leq \frac{\alpha^{|\sigma_{w_{i+1}}| - |g| - \psi} (\alpha\lambda)^{2\psi}}{1 + \lambda^{2\psi}} \leq \frac{\alpha^{|\sigma_{w_{i+1}}| - |g| - 3\psi}}{1 + \lambda^{2\psi}} = -\alpha^{-3\psi} \rho_g(\sigma, w_{i+1}). \quad (22)$$

Similarly, if σ_{w_1} is decreasing but σ_{w_ℓ} is increasing, then associate each increasing σ_{w_i} with the decreasing edge $\sigma_{w_{i-1}}$, and the lemma follows by an analogous argument as in (22).

It remains to establish the lemma when both σ_{w_1} and σ_{w_ℓ} are increasing. In this case, let j be such that σ_{w_j} is the smallest edge of σ with midpoint in P . Clearly, σ_{w_j} must be an increasing edge. The idea is to associate each increasing edge that is not σ_{w_j} to a different decreasing edge, and then split $\rho_g(\sigma, w_j)$ among all $\frac{\ell-1}{2}$ decreasing edges of P . Since σ_{w_j} is the smallest edge, and ℓ is large enough, this extra addition can be controlled. Letting $\kappa = \frac{\ell-1}{2} \geq \frac{C'-C}{2C^2} - \frac{1}{2}$, we write

$$\begin{aligned} \sum_{x \in P \cap F_{\text{inc}}^g(\sigma)} \rho_g(\sigma, x) &= \sum_{x \in P \cap F_{\text{inc}}^g(\sigma)} \frac{\alpha^{|\sigma_x| - |g|} (\alpha\lambda)^{2\psi_x}}{1 + \lambda^{2\psi_x}} \\ &= \frac{\alpha^{|\sigma_{w_j}| - |g|} (\alpha\lambda)^{2\psi}}{1 + \lambda^{2\psi}} + \sum_{\text{odd } i \neq j} \frac{\alpha^{|\sigma_{w_i}| - |g|} (\alpha\lambda)^{2\psi}}{1 + \lambda^{2\psi}} \\ &\leq \sum_{\text{odd } i \neq j} \left(1 + \frac{1}{\kappa}\right) \frac{\alpha^{|\sigma_{w_i}| - |g|} (\alpha\lambda)^{2\psi}}{1 + \lambda^{2\psi}}, \end{aligned}$$

where in the inequality we used that σ_{w_j} is the smallest among all edges in P , and that there are κ terms in the summation. Now for $i < j$, associate each increasing edge σ_{w_i} to the decreasing edge $\sigma_{w_{i+1}}$, obtaining

$$\begin{aligned} \left(1 + \frac{1}{\kappa}\right) \frac{\alpha^{|\sigma_{w_i}| - |g|} (\alpha\lambda)^{2\psi}}{1 + \lambda^{2\psi}} &\leq \left(1 + \frac{1}{\kappa}\right) \frac{\alpha^{|\sigma_{w_{i+1}}| - \psi - |g|} (\alpha\lambda)^{2\psi}}{1 + \lambda^{2\psi}} \\ &\leq \left(1 + \frac{1}{\kappa}\right) \frac{\alpha^{|\sigma_{w_{i+1}}| - 3\psi - |g|}}{1 + \lambda^{2\psi}} \\ &\leq \frac{\alpha^{|\sigma_{w_{i+1}}| - 2\psi - |g|}}{1 + \lambda^{2\psi}} = -\alpha^{-2\psi} \rho_g(\sigma, w_{i+1}), \end{aligned} \quad (23)$$

where in the last inequality we use that $1 + 1/\kappa \leq \alpha$ from the condition on C' in (15). For $i > j$, we associate each increasing edge σ_{w_i} to the decreasing edge $\sigma_{w_{i-1}}$, and perform the same derivation as in (23). This completes the proof of the lemma. \square

5.4 Expected change in terms of decreasing edges

The next lemma puts together the results from Sections 5.2 and 5.3 to show that the expected change in the Lyapunov function can be written as a function of only the decreasing edges, and only those that are large enough.

Lemma 5.5. *There exists a positive constant $c_1 = c_1(\alpha, C, C')$ such that given any boundary condition $\xi \in \Xi(\Lambda^0)$, any triangulation $\sigma \in \Omega^\xi$ and any ground state edge $g \in \mathbb{G}^\xi$, we have*

$$\mathbb{E}_\sigma(\Psi_g(\sigma') - \Psi_g(\sigma)) \leq \frac{c_1}{|\Lambda|} + \frac{(\alpha^2 - 1)}{2\alpha^2|\Lambda|} \sum_{z \in F_{\text{dec}}^g(\sigma) \setminus F_{|g|+C'}(\sigma)} \rho_g(\sigma, z).$$

Consequently, if $\sum_{z \in F_{\text{dec}}^g(\sigma) \setminus F_{|g|+C'}(\sigma)} \rho_g(\sigma, z) \leq -\frac{4\alpha^2 c_1}{\alpha^2 - 1}$, we obtain

$$\mathbb{E}_\sigma(\Psi_g(\sigma') - \Psi_g(\sigma)) \leq \frac{(\alpha^2 - 1)}{4\alpha^2|\Lambda|} \sum_{z \in F_{\text{dec}}^g(\sigma) \setminus F_{|g|+C'}(\sigma)} \rho_g(\sigma, z).$$

Remark 5.6. In Lemma 5.5, recall that $\rho_g(\sigma, z) < 0$ for all $z \in F_{\text{dec}}^g(\sigma)$, which implies that

$$\mathbb{E}_\sigma(\Psi_g(\sigma') - \Psi_g(\sigma)) \leq \frac{c_1}{|\Lambda|} \quad \text{for all } \sigma \in \Omega^\xi.$$

Proof of Lemma 5.5. Among the increasing edges, only the ones in $F_{\text{inc}}^g(\sigma)$ can change the value of $\Psi_g(\sigma)$, cf. (17). From Proposition 4.5, for any $x \in F_{\text{inc}}^g(\sigma)$ that is not in ground state, we have that there is a decreasing edge σ_z so that $x \in \tau(\sigma, z)$ and σ_z intersects g . Consequently, $z \in F_{\text{dec}}^g(\sigma)$. Note that σ_z is not a constraint edge and is not in ground state, since no constraint edge can intersect g and no decreasing edge can be in ground state.

Let $K \subset \Lambda$ be defined as

$$K = \{x \in F_{\text{dec}}^g(\sigma) \cup F_{\text{inc}}^g(\sigma) : \tau^{-1}(\sigma, x) \cap F_{\text{dec}}^g(\sigma) \neq \emptyset\}.$$

By Proposition 4.5, K includes all flippable edges that are not in ground state and either intersect g or will intersect g after being flipped. Let w be the midpoint of g . For the ground state edges of σ , only the one with midpoint w can intersect g . Therefore, from (17), we write

$$\begin{aligned} & \mathbb{E}_\sigma(\Psi_g(\sigma') - \Psi_g(\sigma)) \\ & \leq \frac{\mathbf{1}(\sigma_w \in \mathbb{G}^\xi, w \in F_{\text{inc}}(\sigma))}{|\Lambda|} \mathbb{E}_\sigma(\Psi_g(\tilde{\sigma}^w) - \Psi_g(\sigma)) + \frac{1}{|\Lambda|} \sum_{x \in K} \mathbb{E}_\sigma(\Psi_g(\tilde{\sigma}^x) - \Psi_g(\sigma)) \\ & \leq \frac{\mathbf{1}(\sigma_w \in \mathbb{G}^\xi, w \in F_{\text{inc}}(\sigma))}{|\Lambda|} \alpha^{|\sigma_w| - |g|} (\alpha\lambda)^{2\psi_w} + \frac{1}{|\Lambda|} \sum_{x \in K} \mathbb{E}_\sigma(\Psi_g(\tilde{\sigma}^x) - \Psi_g(\sigma)) \\ & \leq \frac{\mathbf{1}(\sigma_w \in \mathbb{G}^\xi, w \in F_{\text{inc}}(\sigma))}{|\Lambda|} \alpha^{-2} + \frac{1}{|\Lambda|} \sum_{x \in K} \mathbb{E}_\sigma(\Psi_g(\tilde{\sigma}^x) - \Psi_g(\sigma)). \end{aligned} \tag{24}$$

We split K into two sets $K_{\text{big}}, K_{\text{small}}$. Define

$$K_{\text{big}} = \{x \in K : \forall z \in \tau^{-1}(\sigma, x) \cap F_{\text{dec}}^g(\sigma) \text{ we have } |\sigma_z| > |g| + C'\}.$$

This set is related to the vertices of the graph H in Section 5.3. Also define

$$K_{\text{small}} = K \setminus K_{\text{big}}.$$

We start with K_{small} . Note that for all $x \in K_{\text{small}} \cap F_{\text{inc}}^g(\sigma)$, there exists an edge $z \in \tau^{-1}(\sigma, x) \cap F_{\text{dec}}^g(\sigma)$ such that $|\sigma_z| \leq |g| + C'$. Hence, for each $x \in K_{\text{small}} \cap F_{\text{inc}}^g(\sigma)$, we can associate one $z \in \tau^{-1}(\sigma, x) \cap F_{\text{dec}}^g(\sigma)$ such that $|\sigma_x| < |\sigma_z| \leq |g| + C'$. Thus,

$$\begin{aligned} \frac{1}{|\Lambda|} \sum_{x \in K_{\text{small}}} \mathbb{E}_\sigma(\Psi_g(\tilde{\sigma}^x) - \Psi_g(\sigma)) &\leq \frac{1}{|\Lambda|} \sum_{x \in K_{\text{small}} \cap F_{\text{inc}}^g(\sigma)} \mathbb{E}_\sigma(\Psi_g(\tilde{\sigma}^x) - \Psi_g(\sigma)) \\ &\leq \frac{1}{|\Lambda|} \sum_{x \in K_{\text{small}} \cap F_{\text{inc}}^g(\sigma)} \alpha^{|\sigma_x| - |g| - 2\psi_x} \leq \frac{\alpha^{C'}}{|\Lambda|} \sum_{x \in K_{\text{small}} \cap F_{\text{inc}}^g(\sigma)} \alpha^{-2\psi_x}. \end{aligned}$$

Note that for each $x \in K_{\text{small}} \cap F_{\text{inc}}^g(\sigma)$, either σ_x or σ_x^x intersects g . In the first case, σ_x belongs to the set $I_g(\sigma, C')$, which is the set of edges of σ of size at most $|g| + C'$ that intersect g . By Proposition 4.4, we have $|I_g(\sigma, C')| \leq c_1 C'^2$, for some positive constant c_1 . For the case when σ_x^x intersects g but σ_x does not, then one edge σ_y in the same triangle as σ_x must intersect g . Clearly, $|\sigma_y| \leq |\sigma_x| + \psi_x \leq |g| + C' + \psi_x$, giving that $\sigma_y \in I_g(\sigma, C' + \psi_x)$. Since for each such edge σ_y there are at most four other edges in the same triangle as σ_y , we obtain

$$\begin{aligned} \frac{1}{|\Lambda|} \sum_{x \in K_{\text{small}}} \mathbb{E}_\sigma(\Psi_g(\tilde{\sigma}^x) - \Psi_g(\sigma)) &\leq \frac{\alpha^{C'}}{|\Lambda|} \left(\alpha^{-2} c_1 C'^2 + \sum_{i \geq 1} 4 |I_g(\sigma, C' + i)| \alpha^{-2i} \right) \\ &\leq \frac{\alpha^{C'}}{|\Lambda|} \left(\alpha^{-2} c_1 C'^2 + \sum_{i \geq 1} 4 c_1 (C' + i)^2 \alpha^{-2i} \right) \\ &\leq \frac{c_2}{|\Lambda|}, \end{aligned} \tag{25}$$

for some positive constant $c_2 = c_2(\alpha, C')$. An important feature of the bound above is that it does not depend on $|g|$.

Now for K_{big} we have that

$$\begin{aligned} \frac{1}{|\Lambda|} \sum_{x \in K_{\text{big}}} \mathbb{E}_\sigma(\Psi_g(\tilde{\sigma}^x) - \Psi_g(\sigma)) &\leq \frac{1}{|\Lambda|} \sum_{z \in F_{\text{dec}}^g(\sigma) \setminus F_{|g|+C'}(\sigma)} \mathbb{E}_\sigma(\Psi_g(\tilde{\sigma}^z) - \Psi_g(\sigma)) \\ &\quad + \frac{1}{|\Lambda|} \sum_{z \in F_{\text{dec}}^g(\sigma) \setminus F_{|g|+C'}(\sigma)} \sum_{x \in \tau(\sigma, z) \cap F_{\text{inc}}(\sigma)} \mathbb{E}_\sigma(\Psi_g(\tilde{\sigma}^x) - \Psi_g(\sigma)). \end{aligned} \tag{26}$$

Using Lemmas 5.2 and 5.4 we obtain

$$\begin{aligned} &\frac{1}{|\Lambda|} \sum_{z \in F_{\text{dec}}^g(\sigma) \setminus F_{|g|+C'}(\sigma)} \sum_{x \in \tau(\sigma, z) \cap F_{\text{inc}}(\sigma)} \mathbb{E}_\sigma(\Psi_g(\tilde{\sigma}^x) - \Psi_g(\sigma)) \\ &\leq - \left(5\alpha^{-C} + \frac{1}{\alpha^2} \right) \frac{1}{|\Lambda|} \sum_{z \in F_{\text{dec}}^g(\sigma) \setminus F_{|g|+C'}(\sigma)} \mathbb{E}_\sigma(\Psi_g(\tilde{\sigma}^z) - \Psi_g(\sigma)). \end{aligned}$$

Plugging this into (26), and using that $1 - 5\alpha^{-C} - \alpha^{-2} = \frac{\alpha^2-1}{\alpha^2} - 5\alpha^{-C} \leq \frac{\alpha^2-1}{2\alpha^2}$ we have

$$\frac{1}{|\Lambda|} \sum_{x \in K_{\text{big}}} \mathbb{E}_\sigma(\Psi_g(\tilde{\sigma}_x) - \Psi_g(\sigma)) \leq \left(\frac{\alpha^2-1}{2\alpha^2} \right) \frac{1}{|\Lambda|} \sum_{z \in F_{\text{dec}}^g(\sigma) \setminus F_{|g|+C'}(\sigma)} \rho_g(\sigma, z). \quad (27)$$

Putting (25) and (27) together into (24) concludes the proof. \square

5.5 Long decreasing edges dominate the Lyapunov function

From Section 5.4 we have that the change in the Lyapunov function can be written as a sum of $\rho_g(\sigma, x)$ over all x such that σ_x is decreasing and large enough. If this sum is small enough, then the Lyapunov function decreases in expectation. However, we want to write that the decrease in the Lyapunov function is a function of $\Psi_g(\sigma)$, the value of the function. The next two lemmas are used to establish this. They show that $\Psi_g(\sigma)$ can be written as a constant times a sum over decreasing edges.

Lemma 5.7. *For any boundary condition $\xi \in \Xi(\Lambda^0)$, any triangulation $\sigma \in \Omega^\xi$ and any $z \in F_{\text{dec}}(\sigma)$, we have*

$$\sum_{x \in \tau(\sigma, z)} \alpha^{|\sigma_x|} \leq \left(\frac{\alpha+1}{\alpha-1} \right) \alpha^{|\sigma_z|} + 10(C-1)\alpha^C |\sigma_z|.$$

If $|\sigma_z| \geq C'$, the bound above simplifies to

$$\sum_{x \in \tau(\sigma, z)} \alpha^{|\sigma_x|} \leq \left(\frac{2\alpha}{\alpha-1} \right) \alpha^{|\sigma_z|}.$$

Proof. First, we decompose

$$\sum_{x \in \tau(\sigma, z)} \alpha^{|\sigma_x|} = \sum_{x \in \tau(\sigma, z) \setminus F_C(\sigma)} \alpha^{|\sigma_x|} + \sum_{x \in \tau(\sigma, z) \cap F_C(\sigma)} \alpha^{|\sigma_x|}.$$

For the edges that are not small (i.e., the first sum in the right-hand side above), we use the tree of influence. If $\sigma_{w_1}, \sigma_{w_2}, \sigma_{w_3}$ form a triangle in σ such that $|\sigma_{w_1}| > |\sigma_{w_2}| \geq |\sigma_{w_3}|$, and we set $\delta = \frac{1}{\alpha-1}$, then

$$\delta \alpha^{|\sigma_{w_1}|} \geq (1 + \delta) \left(\alpha^{|\sigma_{w_2}|} \mathbf{1}(w_2 \notin F_C(\sigma)) + \alpha^{|\sigma_{w_3}|} \mathbf{1}(w_3 \notin F_C(\sigma)) \right). \quad (28)$$

In order to see this, note that $|\sigma_{w_1}| = |\sigma_{w_2}| + |\sigma_{w_3}|$, which gives that

$$\begin{aligned} & (1 + \delta) \left(\alpha^{|\sigma_{w_2}|} \mathbf{1}(w_2 \notin F_C(\sigma)) + \alpha^{|\sigma_{w_3}|} \mathbf{1}(w_3 \notin F_C(\sigma)) \right) \\ &= (1 + \delta) \alpha^{|\sigma_{w_1}|} \left(\alpha^{-|\sigma_{w_3}|} \mathbf{1}(w_2 \notin F_C(\sigma)) + \alpha^{-|\sigma_{w_2}|} \mathbf{1}(w_3 \notin F_C(\sigma)) \right) \\ &\leq \alpha^{|\sigma_{w_1}|} \left(\frac{1 + \delta}{\alpha} \right) = \delta \alpha^{|\sigma_{w_1}|}. \end{aligned}$$

Let w_1, w_2, w_3, w_4 be the children of z in $\tau(\sigma, z)$. Iterating (28), we obtain

$$\sum_{x \in \tau(\sigma, z) \setminus F_C(\sigma)} \alpha^{|\sigma_x|} \leq \alpha^{|\sigma_z|} + (1 + \delta) \left(\alpha^{|\sigma_{w_1}|} + \alpha^{|\sigma_{w_2}|} + \alpha^{|\sigma_{w_3}|} + \alpha^{|\sigma_{w_4}|} \right) \leq (1 + 2\delta) \alpha^{|\sigma_z|}. \quad (29)$$

For the small edges, note that an edge of length ℓ crosses at most $\ell - 1$ squares of \mathbb{S} ; recall the definition of \mathbb{S} from the paragraph preceding (8). Proposition 3.1(ii) gives that for any $w \in \tau(\sigma, z)$ the descendants of w are contained in $S(\sigma_w)$. Therefore, all descendants of w in the tree $\tau(\sigma, z)$ must amount to at most $5S(\sigma_w)$ midpoints since each square of \mathbb{S} has 5 midpoints of Λ . Let $R \subset \tau(\sigma, z)$ be the set of midpoints in $\tau(\sigma, z)$ whose edge has length smaller than C and whose parent has length larger than C ; if no such midpoint of $\tau(\sigma, z)$ satisfies this condition, set $R = \{z\}$. By definition, no midpoint of R can be a descendant of another midpoint of R . Therefore,

$$\sum_{w \in R} |\sigma_w| \leq \sum_{w \in \tau_{\text{leaves}}(\sigma, z)} |\sigma_w| \leq 2|\sigma_z|,$$

implying that the cardinality of R is at most $2|\sigma_z|$. Using this and the fact that the descendants of any $w \in R$ have length at most $|\sigma_w| \leq C$ we obtain

$$\sum_{x \in \tau(\sigma, z) \cap F_C(\sigma)} \alpha^{|\sigma_x|} \leq \sum_{w \in R} 5S(\sigma_w) \alpha^{|\sigma_w|} \leq \sum_{w \in R} 5(C-1) \alpha^C \leq 10(C-1) |\sigma_z| \alpha^C.$$

In addition, if $|\sigma_z| \geq C'$, we obtain

$$\sum_{x \in \tau(\sigma, z) \cap F_C(\sigma)} \alpha^{|\sigma_x|} \leq 10(C-1) \alpha^{-C} |\sigma_z| \alpha^{2C} \leq \frac{10(C-1) \alpha^{-C}}{4} \alpha^{|\sigma_z|} \leq \alpha^{|\sigma_z|},$$

where we used the condition on C' from (15) in the second inequality, and the condition on C from (14) in the last inequality. Together with (29), this establishes the lemma. \square

Lemma 5.8. *For any boundary condition $\xi \in \Xi(\Lambda^0)$, any triangulation $\sigma \in \Omega^\xi$, and any ground state edge $g \in \mathbb{G}^\xi$, if w is the midpoint of g , then*

$$\Psi_g(\sigma) \leq \mathbf{1}(\sigma_w \in \mathbb{G}^\xi) + \frac{cC'^2 \alpha^{C'+2}}{\alpha^2 - 1} + \left(\frac{2\alpha^3}{(\alpha-1)^2(\alpha+1)} \right) \sum_{z \in F_{\text{dec}}^g(\sigma) \setminus F_{|g|+C'}(\sigma)} \alpha^{|\sigma_z| - |g|},$$

where c is the constant in Proposition 4.4(iii).

Proof. Since a decreasing flip decreases the length of an edge by at least 2, we have for any given midpoint $x \in \Lambda$ that

$$\sum_{e \in E_x^\xi(\sigma, g)} \alpha^{|e|} \leq \sum_{j=0}^{|\sigma_x|/2} \alpha^{|\sigma_x| - 2j} \leq \left(\frac{\alpha^2}{\alpha^2 - 1} \right) \alpha^{|\sigma_x|}.$$

(Recall the definition of $E_x^\xi(\sigma, g)$ from (5).) We decompose $\Psi_g(\sigma)$ using Proposition 4.5, which gives that all edges intersecting g must either be in ground state or be in trees rooted at edges that also intersect g . Letting w be the midpoint of g , we obtain

$$\begin{aligned} \Psi_g(\sigma) &\leq \mathbf{1}(\sigma_w \in \mathbb{G}^\xi) + \sum_{z \in F_{\text{dec}}^g(\sigma)} \sum_{x \in \tau(\sigma, z)} \sum_{e \in E_x^\xi(\sigma, g)} \alpha^{|e| - |g|} \\ &\leq \mathbf{1}(\sigma_w \in \mathbb{G}^\xi) + \frac{\alpha^2}{\alpha^2 - 1} \sum_{z \in F_{\text{dec}}^g(\sigma)} \sum_{x \in \tau(\sigma, z): \sigma_x \cap g \neq \emptyset} \alpha^{|\sigma_x| - |g|}. \end{aligned} \quad (30)$$

We consider two cases, first when $z \in F_{\text{dec}}^g(\sigma) \cap F_{|g|+C'}(\sigma)$ and then when $z \in F_{\text{dec}}^g(\sigma) \setminus F_{|g|+C'}(\sigma)$. For the first case, since all edges σ_x in that sum are smaller than $|g| + C'$ and intersect g , Proposition 4.4(iii) yields

$$\sum_{z \in F_{\text{dec}}^g(\sigma) \cap F_{|g|+C'}(\sigma)} \sum_{x \in \tau(\sigma, z): \sigma_x \cap g \neq \emptyset} \alpha^{|\sigma_x| - |g|} \leq cC'^2 \alpha^{C'}. \quad (31)$$

For the second case, we apply Lemma 5.7 to obtain

$$\sum_{z \in F_{\text{dec}}^g(\sigma) \setminus F_{|g|+C'}(\sigma)} \sum_{x \in \tau(\sigma, z): \sigma_x \cap g \neq \emptyset} \alpha^{|\sigma_x| - |g|} \leq \frac{2\alpha}{\alpha - 1} \sum_{z \in F_{\text{dec}}^g(\sigma) \setminus F_{|g|+C'}(\sigma)} \alpha^{|\sigma_z| - |g|}. \quad (32)$$

Plugging (31) and (32) into (30) concludes the proof. \square

5.6 Finishing the proof

Proof of Theorem 2.3. Using Lemma 5.8 we have

$$\sum_{z \in F_{\text{dec}}^g(\sigma) \setminus F_{|g|+C'}(\sigma)} \alpha^{|\sigma_z| - |g|} \geq \left(\frac{(\alpha - 1)^2(\alpha + 1)}{2\alpha^3} \right) \left(\Psi_g(\sigma) - \mathbf{1}(\sigma_w \in \mathbb{G}) - \frac{cC'^2 \alpha^{C'+2}}{\alpha^2 - 1} \right). \quad (33)$$

Using Lemma 5.5, since $\rho_g(\sigma, z) \leq -\alpha^{|\sigma_z| - |g|}/2$ we have that if

$$\left(\frac{(\alpha - 1)^2(\alpha + 1)}{2\alpha^3} \right) \left(\Psi_g(\sigma) - \mathbf{1}(\sigma_w \in \mathbb{G}) - \frac{cC'^2 \alpha^{C'+2}}{\alpha^2 - 1} \right) \geq \frac{8\alpha^2 c_1}{\alpha^2 - 1},$$

then there is a contraction on the expected change of $\Psi_g(\sigma)$, where c_1 is the constant in Lemma 5.5. We can set a constant $\psi_0 > 1$ such that

$$\psi_0 > 1 + \frac{cC'^2 \alpha^{C'+2}}{\alpha^2 - 1} + \frac{16\alpha^5 c_1}{(\alpha - 1)^3(\alpha + 1)^2}$$

and

$$\Psi_g(\sigma) - \mathbf{1}(\sigma_w \in \mathbb{G}) - \frac{cC'^2 \alpha^{C'+2}}{\alpha^2 - 1} \geq \frac{\Psi_g(\sigma)}{2} \quad \text{for all } \Psi_g(\sigma) \geq \psi_0.$$

Then, whenever $\Psi_g(\sigma) \geq \psi_0$ there is a contraction in the Lyapunov function, and using the second statement in Lemma 5.5 and (33) we have

$$\begin{aligned} \mathbb{E}_\sigma(\Psi_g(\sigma') - \Psi_g(\sigma)) &\leq \left(\frac{\alpha^2 - 1}{4\alpha^2|\Lambda|} \right) \sum_{z \in F_{\text{dec}}^g(\sigma) \setminus F_{|g|+C'}(\sigma)} \rho_g(\sigma, z) \\ &\leq - \left(\frac{\alpha^2 - 1}{4\alpha^2|\Lambda|} \right) \sum_{z \in F_{\text{dec}}^g(\sigma) \setminus F_{|g|+C'}(\sigma)} \alpha^{|\sigma_z| - |g|}/2 \\ &\leq - \left(\frac{\alpha^2 - 1}{4\alpha^2|\Lambda|} \right) \left(\frac{(\alpha - 1)^2(\alpha + 1)}{4\alpha^3} \right) \frac{\Psi_g(\sigma)}{2}. \end{aligned}$$

Setting $\epsilon = \frac{(\alpha-1)^3(\alpha+1)^2}{32\alpha^5}$ concludes the proof. \square

6 Direct consequences of the Lyapunov function

Throughout this section, we fix an arbitrary boundary condition $\xi \in \Xi(\Lambda^0)$, an arbitrary triangulation $\sigma \in \Omega^\xi$ and an arbitrary ground state edge $g \in \mathbb{G}^\xi$, and we let α , ψ_0 and ϵ refer to the constants in Theorem 2.3. Since α , ψ_0 and ϵ all depend on λ , in the results below we omit dependences on α , ψ_0 and ϵ and highlight only dependences on λ . Let $\sigma = \sigma^0, \sigma^1, \sigma^2, \dots$ be a sequence of triangulations obtained from the Markov chain $\mathcal{M}_\sigma^\lambda(\Omega^\xi)$, the edge-flipping Glauber dynamics with parameter λ , state space Ω^ξ , and initial configuration σ . Define

$$\Omega_{\text{good}} = \Omega_{\text{good}}^\xi = \left\{ \eta \in \Omega^\xi : \Psi_g(\eta) \leq \psi_0 \right\}.$$

Theorem 2.3 establishes that $\Psi_g(\eta)$ contracts in expectation for all $\eta \notin \Omega_{\text{good}}$.

We denote by $\pi = \pi^\xi$ the stationary measure of $\mathcal{M}^\lambda(\Omega^\xi)$, see (1). For any function $f: \Omega^\xi \rightarrow \mathbb{R}$, we denote by $\pi(f)$ the expectation of f with respect to π . The first proposition establishes that if the initial configuration σ does not belong to Ω_{good} , then very quickly the Glauber dynamics enters the set Ω_{good} .

Proposition 6.1. *Fix any boundary condition $\xi \in \Xi(\Lambda^0)$, any initial triangulation $\sigma \in \Omega^\xi$ and any ground state edge $g \in \mathbb{G}^\xi$. If $T = \min\{t \geq 0 : \sigma^t \in \Omega_{\text{good}}\}$, then*

$$\mathbb{E}_\sigma((1 + \epsilon/|\Lambda|)^T) \leq \Psi_g(\sigma). \quad (34)$$

Consequently, there exist a constant $\ell_0 = \ell_0(\lambda) > 0$ so that for any $\ell \geq \ell_0$, we have

$$\mathbb{P}_\sigma(T \geq \ell|\Lambda| + \ell_0|\Lambda| \log(\Psi_g(\sigma))) \leq \exp(-\ell/\ell_0). \quad (35)$$

Proof. For all $t \geq 0$, define the random variable

$$X_t = \Psi_g(\sigma^{t \wedge T})(1 + \epsilon/|\Lambda|)^{t \wedge T}.$$

Letting \mathcal{F}_t be the σ -algebra generated by $\sigma_0, \sigma_1, \dots, \sigma_t$, we have for all $t \geq 1$ for which $T \geq t$ that

$$\mathbb{E}_\sigma(X_t \mid \mathcal{F}_{t-1}) \leq (1 - \epsilon/|\Lambda|) \Psi_g(\sigma^{t-1})(1 + \epsilon/|\Lambda|)^t \leq (1 + \epsilon/|\Lambda|)^{t-1} \Psi_g(\sigma^{t-1}) = X_{t-1}.$$

Consequently, X_t is a supermartingale, which gives that

$$\mathbb{E}_\sigma(X_t) \leq X_0 = \Psi_g(\sigma) \quad \text{for all } t \geq 0 \quad (36)$$

and

$$\mathbb{E}_\sigma(X_t) \geq \mathbb{E}_\sigma((1 + \epsilon/|\Lambda|)^{t \wedge T}) \quad (37)$$

since $\Psi_g(\sigma) \geq 1$ for all $\sigma \in \Omega^\xi$. Plugging the bound on $\mathbb{E}_\sigma(X_t)$ from (36) into (37), and taking the limit as $t \rightarrow \infty$ in (37) establishes (34).

The statement in (35) is a simple application of Chernoff's inequality using (34), which gives

$$\begin{aligned} \mathbb{P}_\sigma(T \geq \ell|\Lambda| + \ell_0|\Lambda| \log(\Psi_g(\sigma))) &\leq \frac{\mathbb{E}_\sigma((1 + \epsilon/|\Lambda|)^T)}{(1 + \epsilon/|\Lambda|)^{\ell|\Lambda| + \ell_0|\Lambda| \log(\Psi_g(\sigma))}} \\ &\leq \frac{\Psi_g(\sigma)}{(1 + \epsilon/|\Lambda|)^{\ell|\Lambda| + \ell_0|\Lambda| \log(\Psi_g(\sigma))}}. \end{aligned}$$

The result follows for all $\ell \geq \ell_0$ where ℓ_0 is the smallest positive number such that $(1 + \epsilon/x)^{\ell_0 x} \geq e$ for all $x \geq 1$. \square

Proposition 6.2. Fix any boundary condition $\xi \in \Xi(\Lambda^0)$, any initial triangulation $\sigma \in \Omega^\xi$ and any ground state edge $g \in \mathbb{G}^\xi$. There exists a constant $c = c(\lambda) > 0$ such that for any $t \geq 1$ we have

$$\mathbb{E}_\sigma(\Psi_g(\sigma^t)) \leq \max \left\{ \Psi_g(\sigma) \left(1 - \frac{\epsilon}{|\Lambda|}\right)^t, c \right\}.$$

Consequently, $\pi(\Psi_g) \leq c$.

Proof. Let μ be any distribution on triangulations, and let μ' be the distribution after one step of the Markov chain starting from a random triangulation distributed according to μ . For any function $f: \Omega^\xi \rightarrow \mathbb{R}$ and any $\Omega' \subset \Omega^\xi$, we denote by $\mu(f; \Omega')$ the expectation of f with respect to μ under the set Ω' ; formally, $\mu(f; \Omega') = \sum_{\eta \in \Omega'} f(\eta) \mu(\eta)$. Using this notation, we write

$$\mu(\Psi_g) = \mu(\Psi_g; \Omega_{\text{good}}) + \mu(\Psi_g; \Omega_{\text{good}}^c) \leq \psi_0 \mu(\Omega_{\text{good}}) + \mu(\Psi_g; \Omega_{\text{good}}^c). \quad (38)$$

Then, for $\eta, \eta' \in \Omega^\xi$, letting $p(\eta, \eta')$ be the probability that the Markov chain moves from η to η' in one transition, we write

$$\mu'(\Psi_g) = \sum_{\eta, \eta'} \mu(\eta) p(\eta, \eta') \Psi_g(\eta') \leq \sum_{\eta \in \Omega_{\text{good}}} \mu(\eta) \left(\Psi_g(\eta) + \frac{c_1}{|\Lambda|} \right) + \sum_{\eta \in \Omega_{\text{good}}^c} \mu(\eta) \left(1 - \frac{\epsilon}{|\Lambda|} \right) \Psi_g(\eta).$$

where c_1 is the constant from Lemma 5.5 (see Remark 5.6). Hence,

$$\mu'(\Psi_g) \leq \mu(\Psi_g) + \frac{c_1}{|\Lambda|} \mu(\Omega_{\text{good}}) - \frac{\epsilon}{|\Lambda|} \mu(\Psi_g; \Omega_{\text{good}}^c).$$

Applying the lower bound on $\mu(\Psi_g; \Omega_{\text{good}}^c)$ from (38) we obtain

$$\mu'(\Psi_g) \leq \left(1 - \frac{\epsilon}{|\Lambda|} \right) \mu(\Psi_g) + \left(\frac{c_1 + \epsilon \psi_0}{|\Lambda|} \right) \mu(\Omega_{\text{good}}).$$

Fix any initial triangulation $\sigma^0 = \sigma \in \Omega^\xi$, and consider the sequence $\{X_t\}_t$ where $X_t = \mathbb{E}_\sigma(\Psi_g(\sigma^t))$. Clearly, X_t is deterministic given σ , and the equation above gives that

$$\begin{aligned} X_t &\leq \left(1 - \frac{\epsilon}{|\Lambda|} \right) X_{t-1} + \frac{c_1 + \epsilon \psi_0}{|\Lambda|} \\ &\leq \left(1 - \frac{\epsilon}{|\Lambda|} \right)^t X_0 + \frac{c_1 + \epsilon \psi_0}{|\Lambda|} \sum_{i=0}^{t-1} \left(1 - \frac{\epsilon}{|\Lambda|} \right)^i \leq \left(1 - \frac{\epsilon}{|\Lambda|} \right)^t X_0 + \frac{c_1 + \epsilon \psi_0}{\epsilon}, \end{aligned}$$

for all t , which implies the proposition. \square

The following two simple propositions establish that if a triangulation σ is such that $\Psi_g(\sigma)$ is small, then the largest edge of σ intersecting g and the number of edges of σ intersecting g are both small.

Proposition 6.3 (Largest intersection). *Given any boundary condition $\xi \in \Xi(\Lambda^0)$, any triangulation $\sigma \in \Omega^\xi$ and any ground state edge $g \in \mathbb{G}^\xi$, the largest edge of σ that intersects g has length at most $|g| + \frac{\log \Psi_g(\sigma)}{\log \alpha}$.*

Proof. If an edge σ_x intersects g , then $\Psi_g(\sigma) \geq \alpha^{|\sigma_x| - |g|}$, which establishes the lemma. \square

Proposition 6.4 (Number of intersections). *Given any boundary condition $\xi \in \Xi(\Lambda^0)$, any triangulation $\sigma \in \Omega^\xi$ and any ground state edge $g \in \mathbb{G}^\xi$, the number of edges of σ that intersect g is at most $\Psi_g(\sigma)$.*

Proof. If $\Gamma \subset \Lambda$ are the midpoint of the edges of σ intersecting g , we obtain $\Psi_g(\sigma) \geq \sum_{x \in \Gamma} \alpha^{|\sigma_x| - |g|} \geq |\Gamma|$, where the last step follows since, by Proposition 4.2, if σ_x intersects g then $|\sigma_x| \geq |g|$. \square

7 Applications of the Lyapunov function

7.1 Tightness of local measures

To avoid a cumbersome statement of the theorem below, in this section we only consider the special case where Λ^0 is the $n \times n$ rectangle $[-n/2, n/2]^2 \cap \mathbb{Z}^2$, which we denote by Λ_n^0 . For Λ_n^0 , let Ω_n denote the set of triangulations with vertices in Λ_n^0 , let Λ_n be the set of midpoints of the edges of some triangulation in Ω_n , and let π_n be the stationary measure over triangulations in Ω_n with parameter λ . Consider that ξ is the *free boundary condition*; i.e., ξ only contains the horizontal and vertical edges that form the boundary of the $n \times n$ rectangle. To emphasize this, we will drop ξ from the notation.

Here we want to study how the configuration of edges inside a fixed neighborhood around the origin behaves as n goes to infinity. In particular, does the measure over such local configurations converge as $n \rightarrow \infty$? Here we will show via the Lyapunov function that these local measures are tight as $n \rightarrow \infty$.

For any $k > 0$, let $\Upsilon_k = [-k/2, k/2]^2 \cap \Lambda_n$ be the set of midpoints inside $[-k/2, k/2]^2$. Let Γ_k be the set of configurations of disjoint edges of midpoint in Υ_k such that for any $\gamma \in \Gamma_k$ there exists at least one n and one triangulation $\sigma \in \Omega_n$ such that the edges in γ are the edges of σ_{Υ_k} , the edges of σ whose midpoints lie in Υ_k . More formally,

$$\Gamma_k = \bigcup_{n \geq k} \{\sigma_{\Upsilon_k} : \sigma \in \Omega_n\}.$$

Finally, let π_n^k be the stationary measure over triangulations of Ω_n of the edges of midpoint in Υ_k . More precisely, for any $\gamma \in \Gamma_k$, we have

$$\pi_n^k(\gamma) = \frac{1}{Z_n^k} \sum_{\sigma \in \Omega_n : \sigma_{\Upsilon_k} = \gamma} \pi_n(\sigma),$$

where Z_n^k is a normalizing constant to make π_n^k a probability measure over Γ_k .

Theorem 7.1. *For any $\lambda \in (0, 1)$, π_n^k is a tight measure.*

Proof. Let $H \subset \mathbb{G}$ be the set of vertical and horizontal ground state edges forming the (outer) boundary of Υ_k . Using Proposition 6.3, the largest edge of a triangulation $\sigma \in \Omega_n$ that intersects the boundary of $[-k/2, k/2]^2$ has length at most

$$\max \left\{ 1 + \frac{\log \Psi_g(\sigma)}{\log \alpha} : g \in H \right\} \leq \sum_{g \in H} \left(1 + \frac{\log \Psi_g(\sigma)}{\log \alpha} \right).$$

Therefore, taking expectation over $\sigma \in \Omega_n$ according to the stationary measure π_n , we have that the expected value for the largest edge crossing an edge of H is at most

$$\sum_{g \in H} \left(1 + \frac{\pi(\log \Psi_g(\sigma))}{\log \alpha} \right) \leq \sum_{g \in H} \left(1 + \frac{\log c}{\log \alpha} \right) \leq 8(k+1) \left(1 + \frac{\log c}{\log \alpha} \right),$$

where the inequality follows by Jensen's inequality and Proposition 6.2. Since the bound above does not depend on n , Markov's inequality gives that for any $\delta > 0$ there exists L such that with probability at least $1 - \delta$, a triangulation σ distributed as π_n is such that the edges in σ_{Υ_k} are contained inside $[-L/2, L/2]^2$. Since L does not depend on n , the tightness of π_n^k is established. \square

A consequence of the proposition above is that π_n^k has subsequential limits. An interesting open problem is whether the limit is *unique*.

7.2 Ground state probability

The theorem below establishes that the probability that the edge of a given midpoint is in ground state, given any boundary condition, is bounded away from zero by a constant independent of the boundary condition.

Theorem 7.2. *Fix any boundary condition $\xi \in \Xi(\Lambda^0)$, and any ground state edge $g \in \mathbb{G}^\xi$. For any $\lambda \in (0, 1)$, there exists a positive constant $\delta = \delta(\lambda)$ such that if σ is a random triangulation distributed according to π^ξ , we have*

$$\pi^\xi(g \in \sigma) \geq \delta.$$

Proof. Let $x \in \Lambda$ be the midpoint of g . Proposition 6.2 gives that $\pi^\xi(\Psi_g) \leq c_2$, for some constant c_2 . Let $\tilde{\Omega}^\xi \subset \Omega^\xi$ be the set of triangulations such that $\eta \in \Omega^\xi$ belongs to $\tilde{\Omega}^\xi$ if and only if $\Psi_g(\eta) \leq 2c_2$. By Markov's inequality we have

$$\pi^\xi(\tilde{\Omega}^\xi) \geq 1/2.$$

Let $\Omega_g^\xi \subset \tilde{\Omega}^\xi$ be the set of triangulations η for which $\eta_x = g$. We define a mapping $\phi: \tilde{\Omega}^\xi \rightarrow \Omega_g^\xi$ as follows. From $\eta \in \tilde{\Omega}^\xi$, construct $\phi(\eta)$ by using the sequence of triangulations from Proposition 4.6. Since this sequence is obtained by performing only non-increasing flips, we obtain that

$$|\phi(\eta)_y| \leq |\eta_y| \text{ for all } y \in \Lambda, \text{ and consequently, } \pi^\xi(\phi(\eta)) \geq \pi^\xi(\eta).$$

Also, Proposition 4.6 gives that in this sequence we only flip edges that intersect g .

Let $\ell_g(\eta)$ be the length of the largest edge of η intersecting g . Proposition 6.3 gives that

$$\ell_g(\eta) \leq |g| + \frac{\log \Psi_g(\eta)}{\log \alpha} \leq |g| + \frac{\log(2c_2)}{\log \alpha} \text{ for all } \eta \in \tilde{\Omega}^\xi.$$

Using Proposition 4.4(ii) we obtain that the midpoints of the edges crossing g in any $\eta \in \tilde{\Omega}^\xi$ must belong to a ball centered at x of radius $\frac{2 \log(2c_2)}{\log \alpha}$. Hence, there exists a constant $c_3 = c_3(\lambda)$ such that the number of midpoints of Λ inside this ball is at most c_3 . This implies that the number of different triangulations $\eta \in \tilde{\Omega}^\xi$ that map to the same $\phi(\eta)$ is (by Anclin's bound, Lemma 2.1) at most 2^{c_3} .

For each $\tau \in \Omega_g^\xi$, denote by $\kappa(\tau)$ the number of triangulations $\eta \in \tilde{\Omega}^\xi$ for which $\phi(\eta) = \tau$. Using all that, we have

$$\pi^\xi(\Omega_g^\xi) = \sum_{\sigma \in \Omega_g^\xi} \pi^\xi(\sigma) \geq \sum_{\sigma \in \Omega_g^\xi} \sum_{\tau \in \tilde{\Omega}^\xi: \phi(\tau) = \sigma} \frac{\pi^\xi(\tau)}{\kappa(\sigma)} \geq \sum_{\tau \in \tilde{\Omega}^\xi} \frac{\pi^\xi(\tau)}{2^{c_3}} = 2^{-c_3} \pi^\xi(\tilde{\Omega}^\xi) \geq 2^{-c_3-1}.$$

Since $\pi^\xi(g \in \sigma) \geq \pi^\xi(\Omega_g^\xi)$, the theorem follows. \square

7.3 Exponential decay of edge length

Theorem 7.3 (Tail of intersecting ground state). *Let $\xi \in \Xi(\Lambda^0)$ be any boundary condition, and $g \in \mathbb{G}^\xi$ be a ground state edge of midpoint $x \in \Lambda$. Fix any $\lambda \in (0, 1)$. Let $\sigma \in \Omega^\xi$ be any initial triangulation, and $\sigma^0 = \sigma, \sigma^1, \sigma^2, \dots$ be a sequence of triangulations obtained by the Markov chain $\mathcal{M}_\sigma^\lambda(\Omega^\xi)$. There exists a positive constant $c = c(\lambda)$ such that for any $t \geq 1$ and any $\ell \geq 0$, we have*

$$\mathbb{P}_\sigma \left(\bigcup_{y \in \Lambda} \{ \sigma_y^t \cap g \neq \emptyset \} \cap \{ |\sigma_y^t| \geq |g| + \ell \} \right) \leq \left(\Psi_g(\sigma) \left(1 - \frac{\epsilon}{|\Lambda|} \right)^t \vee c \right) \alpha^{-\ell}.$$

Proof. The proof is a simple application of Markov's inequality to Proposition 6.2, which gives that the left-hand side above is at most

$$\mathbb{P}_\sigma(\Psi_g(\sigma^t) \geq \alpha^\ell) \leq \mathbb{E}_\sigma(\Psi_g(\sigma^t)) \alpha^{-\ell} \leq \left(\Psi_g(\sigma) \left(1 - \frac{\epsilon}{|\Lambda|} \right)^t \vee c \right) \alpha^{-\ell}.$$

\square

The following is a direct consequence of Theorem 7.3

Corollary 7.4 (Tail at a given time). *Let $\xi \in \Xi(\Lambda^0)$ be any boundary condition, $x \in \Lambda$ be any midpoint, and $g \in \mathbb{G}^\xi$ be a ground state edge of midpoint x . Fix any $\lambda \in (0, 1)$. Let $\sigma \in \Omega^\xi$ be any initial triangulation, and $\sigma^0 = \sigma, \sigma^1, \sigma^2, \dots$ be a sequence of triangulations obtained by the Markov chain $\mathcal{M}_\sigma^\lambda(\Omega^\xi)$. There exists a positive constant $c = c(\lambda)$ such that for any $t \geq 1$ and any $\ell \geq 0$, we have*

$$\mathbb{P}_\sigma(|\sigma_x^t| \geq |g| + \ell) \leq \left(\Psi_g(\sigma) \left(1 - \frac{\epsilon}{|\Lambda|} \right)^t \vee c \right) \alpha^{-\ell}.$$

Consequently, taking the limit as $t \rightarrow \infty$, we obtain for a random triangulation σ distributed according to π^ξ that

$$\pi^\xi(|\sigma_x| \geq |g| + \ell) \leq c \alpha^{-\ell}.$$

7.4 Crossings of small triangles

To simplify the statement of the theorem below, consider that Λ_n^0 is the set of integer points inside $[-n/2, n/2]^2$. Let Λ_n be the set of midpoints of the edges of a triangulation of Λ_n^0 . Let $\xi \in \Xi(\Lambda_n^0)$ be any boundary condition, Ω_n^ξ be the set of triangulations of Λ_n^0 consistent with ξ , and π_n^ξ be the stationary measure of $\mathcal{M}^\lambda(\Omega_n^\xi)$. Let $\sigma \in \Omega_n^\xi$ be any triangulation. We say that two triangles of σ are *adjacent* if they share an edge.

First consider the case of ξ being the free boundary condition. The theorem below establishes that, with high probability, a triangulation sampled from π_n^ξ contains a left-to-right crossing of adjacent triangles, where all edges in the triangles are smaller than some constant depending only on λ .

Theorem 7.5. *Let ξ be the free boundary condition, and fix any $\lambda \in (0, 1)$. Let σ be a random triangulation distributed according to π_n^ξ . Let $C(\sigma, L)$ be the event that there exists a path of adjacent triangles in σ that intersects both the left and right boundaries of Λ_n^0 and such that the edges of the triangles have length at most L . Then, there exist positive constants $c = c(\lambda)$ and $L_0 = L_0(\lambda)$ such that for all $L \geq L_0$ we have*

$$\pi_n^\xi(C(\sigma, L)) \geq 1 - \exp(-cn).$$

The theorem above is a consequence of the following, more general theorem which establishes that crossings of small triangles occur even in thin slabs inside Λ_n^0 .

Theorem 7.6. *Let R be a $m \times k$ rectangle inside Λ_n^0 , where $m = m(n) \geq k = k(n)$. Consider any boundary condition $\xi \in \Xi(\Lambda_n^0)$ that does not intersect R , and take any $\lambda \in (0, 1)$. Let σ be a random triangulation distributed according to π_n^ξ . For any $L \geq 1$, let $C_R(\sigma, L)$ be the event that there exists a path of adjacent triangles in σ that intersect both the left and right boundaries of R and such that the edges of the triangles are contained inside R and have length at most L . Then, there exist positive constants $c = c(\lambda)$, $c' = c'(\lambda)$, $L_0 = L_0(\lambda)$ and $m_0 = m_0(\lambda, L)$ such that for all $m \geq m_0$, all $k \geq c' \log(m)$ and all $L \geq L_0$ we have*

$$\pi_n^\xi(C_R(\sigma, L)) \geq 1 - \exp(-ck).$$

Proof. Let W be a large enough constant depending on λ , but independent of k, m, n . Partition R into squares of side length W , such that each midpoint of Λ_n belongs to exactly one square; in order to allow the squares to completely partition R , we let the squares close to the boundary of R be rectangles with sides of length between W and $2W$ (for simplicity we will continue to refer to them as squares). Consider an arbitrary order of the squares and let Q_i denote the i th square. Let G_i be the event that all edges of midpoint inside Q_i have length at most L , and let G_i^{gs} be the event that all edges of midpoint inside Q_i are in ground state given ξ . For any event F for which $F \cap G_i^{\text{gs}} \neq \emptyset$, we obtain that

$$\pi_n^\xi(G_i \mid F) \geq 1 - \sum_{x \in \Lambda \cap Q_i} \pi_n^\xi(|\sigma_x| > L \mid F) \geq 1 - \sum_{x \in \Lambda \cap Q_i} c_1 \alpha^{-L} \geq 1 - 5W^2 c_1 \alpha^{-L}, \quad (39)$$

where the second inequality follows from the second part of Corollary 7.4 for some constant $c_1 > 0$, and α comes from Theorem 2.3. We set $L = L(W)$ as a function of W so that $L \leq W/100$ but $5W^2 c_1 \alpha^{-L(W)} \rightarrow 1$ as $W \rightarrow \infty$. Let $C'_R(\sigma, L)$ be the event that there exists a path of adjacent squares such that G_i holds for each square Q_i in the path and there are two squares in the path containing midpoint of the left and right boundaries of R . Clearly,

$$\pi_n^\xi(C_R(\sigma, L)) \geq \pi_n^\xi(C'_R(\sigma, L)).$$

By planar duality, if $C'_R(\sigma, L)$ does not hold, then there must exist a dual path of $*$ -adjacent squares such that G_i does not hold for each square Q_i in the dual path and there are two squares in this path containing midpoints of the top and bottom boundaries of R . A $*$ -adjacent path of squares is a sequence of squares so that two consecutive squares in the sequence intersect in at least one point. Such a path must contain at least $\lfloor \frac{k}{W} \rfloor$ squares. We say that a path of (not necessarily

adjacent) squares $Q_{j_1}, Q_{j_2}, Q_{j_3}, \dots$ is an *invasive path* if, for all i , we have that G_{j_i} does not hold and $Q_{j_{i+1}}$ is $*$ -adjacent to a square Q_k for which there is an edge of midpoint in Q_{j_i} intersecting Q_k . We say that an invasive path is a *top-to-bottom* invasive path in R if it starts with a square containing a midpoint in the top boundary of R and ends with a square containing a midpoint whose edge intersects the bottom boundary of R . Note that the existence of a dual top-to-bottom path of $*$ -adjacent squares as described in the beginning of the paragraph implies the existence of a top-to-bottom invasive path in R .

Letting I denote the set of indices i such that Q_i contains a midpoint in the top boundary of R , we have

$$\begin{aligned} \pi_n^\xi(C'_R(\sigma, L)) &\geq 1 - \pi_n^\xi(\text{there is a top-to-bottom invasive path in } R) \\ &\geq 1 - \sum_{i \in I} \pi_n^\xi(\text{there is a top-to-bottom invasive path in } R \text{ starting from } Q_i). \end{aligned} \quad (40)$$

For two squares Q_i, Q_j let $d(Q_i, Q_j)$ be the length of the shortest path of $*$ -adjacent squares from Q_i to Q_j . For each event F such that $G_i^{\text{gs}} \cap F \neq \emptyset$ the probability that an edge of midpoint $x \in \Lambda \cap Q_i$ with $d(Q_i, Q_j) \geq \ell$ intersects Q_j is

$$\pi_n^\xi(\sigma_x \cap Q_j \neq \emptyset \mid F) \leq \pi_n^\xi(|\sigma_x| \geq (\ell - 1)W \mid F) \leq c_1 \alpha^{-(\ell-1)W},$$

where the last inequality follows from the second part of Corollary 7.4. Hence,

$$\pi_n^\xi\left(\bigcup_{x \in \Lambda \cap Q_i} \{\sigma_x \cap Q_j \neq \emptyset\} \mid F\right) \leq 5W^2 c_1 \alpha^{-(d(Q_i, Q_j)-1)W}.$$

Let $p_\ell = 5W^2 c_1 \alpha^{-(\ell-1)W}$ for $\ell \geq 2$. For $\ell = 1$, let $p_\ell = 5W^2 c_1 \alpha^{-L}$, which is the bound in (39) for the probability that G_i does not hold. Therefore, the probability that a given top-to-bottom invasive path $Q_{j_1}, Q_{j_2}, Q_{j_3}, \dots, Q_{j_\kappa}$ exists such that $\ell_i = d(Q_{j_i}, Q_{j_{i-1}})$ is at most $\prod_{i=2}^\kappa p_{\ell_i-1}$. Note that, by definition of invasive paths, $\ell_i \geq 2$ for all i . The number of invasive paths with a given sequence $\ell_2, \ell_3, \dots, \ell_\kappa$ is at most $\prod_{i=2}^\kappa (2\ell_i + 2)^2$. We put both expressions together, and set W large enough so that $(2\ell_i + 2)^2 p_{\ell_i-1} \leq e^{-c_2 \ell_i}$ for some positive constant c_2 (that increases with W) and all i , which yields

$$\prod_{i=2}^\kappa (2\ell_i + 2)^2 p_{\ell_i-1} \leq \exp\left(-c_2 \sum_{i=1}^\kappa \ell_i\right).$$

For the path to go from the top boundary to the bottom boundary of R we need that $\sum_{i=2}^\kappa (\ell_i + 1) \geq \lfloor \frac{k}{W} - 1 \rfloor$. This implies that $\sum_{i=2}^\kappa \ell_i \geq \lfloor \frac{k}{2W} - 1 \rfloor$. Given $s = \sum_{i=2}^\kappa \ell_i$, there are at most s possible values for κ and, given s and κ , there are at most $\binom{s-1}{\kappa-1}$ possible ways to choose the values of $\ell_1, \ell_2, \dots, \ell_\kappa$ so that $s = \sum_{i=2}^\kappa \ell_i$. Plugging everything into (40), we have

$$\begin{aligned} \pi_n^\xi(C'_R(\sigma, L)) &\geq 1 - \sum_{i \in I} \sum_{k, \ell_1, \ell_2, \dots, \ell_k} \exp\left(-c_2 \sum_{i=1}^k \ell_i\right) \\ &\geq 1 - \sum_{i \in I} \sum_{s \geq \frac{k}{2W} - 2} \sum_{\kappa = \frac{k}{2W}}^s \binom{s-1}{\kappa-1} \exp(-c_2 s) \\ &\geq 1 - \sum_{i \in I} \sum_{s \geq \frac{k}{2W} - 2} 2^{s-1} \exp(-c_2 s). \end{aligned}$$

Setting W large enough, which causes c_2 to be large enough, we obtain

$$\pi_n^\xi(C'_R(\sigma, L)) \geq 1 - \sum_{i \in I} \exp\left(-\frac{c_3 k}{4W}\right),$$

for some constant $c_3 > 0$. Noting that the cardinality of I is at most $m + 1$ and that $k \geq c' \log m$ for some large enough c , depending on W , concludes the proof. \square

8 Applications to triangulations of thin triangles

In this section we apply our Lyapunov function to study asymptotic properties of triangulations of thin rectangles; i.e., triangulations of the integer points in $[-n/2, n/2] \times [0, k]$ as $n \rightarrow \infty$ while k is kept fixed. Define $\Lambda_{n,k}^0$ to be the set of integer points in $[-n/2, n/2] \times [0, k]$ and $\Lambda_{n,k}$ to be the set of midpoints of a triangulation of $\Lambda_{n,k}^0$. Given any set of constraint edges $\xi \in \Xi(\Lambda^0)$, let

$\Omega_{n,k}^\xi$ be the set of triangulations of $\Lambda_{n,k}^0$ compatible with ξ .

We say that a triangulation $\sigma \in \Omega_{n,k}^\xi$ has a *top-to-bottom crossing of unit verticals* if σ contains k unit vertical edges with the same horizontal coordinate. As in (1), for any λ , we denote by

$\pi_{n,k}^\xi$ the stationary measure of $\mathcal{M}^\lambda(\Omega_{n,k}^\xi)$.

8.1 Vertical crossings

Our first goal is to show that for any $\lambda \in (0, 1)$ a typical triangulation contains many top-to-bottom crossings of edges that are unit verticals and that the stationary measure has decay of correlations.

Theorem 8.1. *Let $m = m(k)$ be large enough, and let R be an $m \times k$ rectangle inside $[-n/2, n/2] \times [0, k]$. Consider an arbitrary boundary condition $\xi \in \Xi(\Lambda_{n,k}^0)$ such that no edge of ξ intersects R , and take any $\lambda \in (0, 1)$. For any triangulation $\eta \in \Omega_{n,k}^\xi$, let $C_R(\eta)$ be the number of disjoint top to bottom crossings of unit verticals of η that are inside R . Let σ be a random triangulation distributed according to $\pi_{n,k}^\xi$. Then there exist positive constants $c = c(\lambda, k)$ and $\delta = \delta(\lambda, k) \in (0, 1)$ such that, for any large enough m , we have*

$$\pi_{n,k}^\xi(C_R(\sigma) \leq \delta m) \leq e^{-cm}.$$

Proof. Let $W > 0$ be a large enough constant (independent of m). Partition R into slabs of width W ; i.e., each such slab is a translate of $[0, W] \times [0, k]$. For the i th slab, let Γ_i be the set of midpoints of the i th slab with the smallest horizontal coordinate; we assume that W is set in such a way that Γ_i only contains midpoints for which the ground state edge is a unit vertical. We will sample the edges of Γ_i for each i , in order. We may need to skip some values of i if edges in previous slabs turn out to be long edges. In order to do this, define the random variable $A_i \geq 1$, such that $A_i = j$ iff slab $i + j$ is the first slab to the right of Γ_i not to be intersected by an edge of midpoint in Γ_i . Let \mathcal{F}_i be the σ -algebra generated by $\{\sigma_x\}_{x \in \bigcup_{j=1}^i \Gamma_j}$. Let V_i be the event that the edges of midpoint in Γ_i are all unit verticals. We will look at events $F \in \mathcal{F}_{i-1}$ for which $F \cap V_i \neq \emptyset$, this means that under F the ground state configuration of Γ_i is unit verticals. For any $x \in \Gamma_i$ and any i , denote

by $\bar{\sigma}_x$ the (ground state) unit vertical edge whose midpoint is x . Thus, for any event $F \in \mathcal{F}_{i-1}$ for which $F \cap V_i \neq \emptyset$ and any $j \geq 2$, we have that

$$\pi_{n,k}^\xi(A_i \geq j \mid F) \leq \pi_{n,k}^\xi\left(\bigcup_{x \in \Gamma_i} \{\Psi_{\bar{\sigma}_x}(\sigma) \geq \alpha^{(j-1)W-1}\} \mid F\right) \leq \sum_{x \in \Gamma_i} \pi_{n,k}^\xi\left(\Psi_{\bar{\sigma}_x}(\sigma) \geq \alpha^{(j-1)W-1} \mid F\right).$$

Using Markov's inequality, we obtain

$$\pi_{n,k}^\xi(A_i \geq j \mid F) \leq \sum_{x \in \Gamma_i} \pi_{n,k}^\xi(\Psi_{\bar{\sigma}_x} \mid F) \alpha^{-(j-1)W+1} \leq \sum_{x \in \Gamma_i} c \alpha^{-(j-1)W+1} \leq k c \alpha^{-(j-1)W+1}, \quad (41)$$

where c does not depend on W . We set W large enough so that we can find a $\beta = \beta(W) \in (0, 1)$ for which

$$\pi_{n,k}^\xi(A_i \geq j \mid F) \leq (1 - \beta)^{j-1} \text{ for all } j \geq 2. \quad (42)$$

Consequently, $\pi_{n,k}^\xi(A_i = 1 \mid F) \geq \beta$. In other words, A_i is stochastically dominated by a geometric random variable of parameter β , uniformly over $F \in \mathcal{F}_{i-1}$ for which $F \cap V_i \neq \emptyset$. Using Theorem 7.2 for each $x \in \Gamma_i$ we obtain a constant $c_1 > 0$ that is independent of m and k so that

$$\pi_{n,k}^\xi(V_i \mid F) \geq e^{-c_1 k} \quad \text{for all event } F \in \mathcal{F}_{i-1} \text{ with } F \cap V_i \neq \emptyset. \quad (43)$$

Let A'_1, A'_2, \dots be i.i.d. geometric random variables of parameter β . We define a sequence of random variables k_1, k_2, \dots inductively as follows. Let $k_1 = 1$. Assume that k_j has been defined. Sample A'_{k_j} and A_{k_j} in a coupled way so that $A_{k_j} \leq A'_{k_j}$. Given A_{k_j} , sample the edges of midpoint in Γ_{k_j} . Set $k_{j+1} = k_j + A'_{k_j}$, and iterate. Define the stopping time

$$\tau = \min \{j \geq 1 : k_j \geq \frac{m}{W} - 1\}.$$

In other words, k_τ is the first value of k falling outside R . Let $S_{n,p}$ be a binomial random variable of parameters n and p . Then, setting $\delta = e^{-c_1 k} \beta / (2W)$, we have

$$\begin{aligned} \pi_{n,k}^\xi(C_R(\sigma) \leq \delta m) &\leq \pi_{n,k}^\xi(\{\tau < 2\beta m / (3W)\} \cup \{S_{2\beta m / (3W), e^{-c_1 k}} \leq \delta m\}) \\ &\leq \pi_{n,k}^\xi(\tau < 2\beta m / (3W)) + \pi_{n,k}^\xi(S_{2\beta m / (3W), e^{-c_1 k}} \leq \delta). \end{aligned}$$

The first term is the probability that a sum of $2\beta m / (3W)$ i.i.d. geometric random variables of success probability β is larger than $\frac{m}{W} - 1$, which using Lemma A.2 with $\epsilon = \frac{1}{2} - \frac{3W}{2m} \in (1/3, 1/2)$ gives

$$\pi_{n,k}^\xi(\tau < 2\beta m / (3W)) \leq \exp\left(-\frac{(1/3)^2}{2(1+1/2)} \frac{2\beta m}{3W}\right) = \exp\left(-\frac{2\beta m}{81W}\right).$$

The second term is the probability that a Binomial random variable is smaller than $3/4$ of its expectation, which can be bounded above using Lemma A.1, yielding

$$\pi_{n,k}^\xi(S_{2\beta m / (3W), e^{-c_1 k}} \leq \delta m) \leq \exp\left(-\frac{1}{24^2} \frac{2\beta m e^{-c_1 k}}{3W}\right) = \exp\left(-\frac{\delta m}{24}\right).$$

□

A similar proof establishes that we can couple two triangulations so that they have the same vertical crossing.

Theorem 8.2. *Let $m = m(k)$ be large enough, and let R be an $m \times k$ rectangle inside $[0, n] \times [0, k]$. Consider two arbitrary boundary conditions $\xi, \xi' \in \Xi(\Lambda_{n,k}^0)$ such that no edge of $\xi \cup \xi'$ intersects R . Take any $\lambda \in (0, 1)$. Let σ and σ' be two random triangulations distributed according to $\pi_{n,k}^\xi$ and $\pi_{n,k}^{\xi'}$, respectively. Then there exist positive constants $c = c(\lambda, k)$ and $\delta = \delta(\lambda, k) \in (0, 1)$ such that, for any large enough m , we can couple σ and σ' such that the probability that σ, σ' have less than δm equal top to bottom crossings of unit verticals in R is at most e^{-cm} .*

Proof. The proof is similar to the proof of Theorem 8.1. We only need to define the A_i so that $A_i = j$ iff slab $i + j$ is the first slab to the right of Γ_i not to be intersected by any edge of σ and σ' with midpoint in Γ_i , and also need to define V_i as the event that both σ and σ' have unit verticals at edges of midpoint in Γ_i . Then (41) translates to the bound $\mathbf{P}(A_i \geq j \mid F) \leq 2k\alpha^{-(j-1)W+1}$, whereas (43) holds with no change since the bound there holds uniformly on $F \cap V_i \neq \emptyset$. \square

8.2 Decay of correlations

The theorem below establishes decay of correlations for lattice triangulations in thin rectangles uniformly on the boundary conditions. We denote by the *horizontal distance* between two points the distance between their horizontal coordinates (ignoring their vertical coordinates).

Theorem 8.3 (Decay of correlations). *Consider any region $Q \subset [-n/2, n/2] \times [0, k]$ and let $\Upsilon = \Upsilon' \cap \Lambda_{n,k}$ be the set of midpoints in Υ' . Take any $\lambda \in (0, 1)$. Let $\xi, \xi' \in \Xi(\Lambda_{n,k}^0)$ be two boundary conditions that do not intersect Q , and let m be the horizontal distance between Υ and the edges of $\xi \cup \xi'$. Let σ and σ' be two random triangulations distributed according to $\pi_{n,k}^\xi$ and $\pi_{n,k}^{\xi'}$, respectively, and let σ_Υ and σ'_Υ denote the configuration of the edges of midpoints in Υ in σ and σ' , respectively. Then there exist a positive constant $c = c(\lambda, k)$ and a coupling \mathbf{P} between $\pi_{n,k}^\xi$ and $\pi_{n,k}^{\xi'}$ such that $\mathbf{P}(\sigma_\Upsilon = \sigma'_\Upsilon) \geq 1 - e^{-cm}$.*

Proof. The proof uses Theorem 8.2. Let R be the rectangle of height k between the leftmost point of Q and the rightmost point of $\xi \cup \xi'$ that is to the left of Q . Note that R is a $m' \times k$ rectangle with $m' \geq m$. We can apply Theorem 8.2 with this choice of R to show that if we sample the edges with midpoint in R from left to right, with probability at least $1 - e^{-c_1 m'}$ for some constant $c_1 > 0$, at some time we sample the same top-to-bottom crossing of unit verticals in both σ and σ' . Then we repeat the same argument with R' being the rectangle between the rightmost point of Q and the leftmost point of $\xi \cup \xi'$ that is to the right of Q . If it turns out that, during the construction described in the coupling above, σ and σ' at some moment sample the same top-to-bottom crossing of unit verticals inside R , and similarly inside R' , then letting Υ' denote the set of midpoints between these two crossings we obtain that we can couple σ, σ' so that they coincide in Υ' . Since $\Upsilon' \supseteq \Upsilon$, the theorem is established. \square

8.3 Local limits

In Theorem 7.1 we showed that the measure on local configurations of a sequence of lattice triangulations for any $\lambda \in (0, 1)$ is tight. In the case of triangulations of thin triangles, taking advantage of decay of correlations (cf. Theorem 8.3), we can establish the existence of a unique local limit.

We adapt the definitions from Section 7.1. For any ℓ such that $0 < \ell < n$, let $\Upsilon_\ell = [-\ell/2, \ell/2] \times [0, k] \cap \Lambda_n$ be the midpoints inside $[-\ell/2, \ell/2] \times [0, k]$, and let Γ_ℓ be the set of configurations of

disjoint edges with midpoint in Υ_ℓ such that for any $\gamma \in \Gamma_\ell$ there exists at least one n and one triangulation $\sigma \in \Omega_{n,k}$ such that $\gamma = \sigma_{\Upsilon_\ell}$, where we recall that σ_{Υ_ℓ} denotes the set of edges of σ whose midpoints belong to Υ_ℓ . Let $\pi_{n,k}^\ell$ be the stationary measure over triangulations of $\Omega_{n,k}$ of the edges with midpoint in Υ_ℓ . More precisely, for any $\gamma \in \Gamma_\ell$, we have

$$\pi_{n,k}^\ell(\gamma) = \frac{1}{Z_{n,k}^\ell} \sum_{\sigma \in \Omega_{n,k} : \sigma_{\Upsilon_\ell} = \gamma} \pi_{n,k}(\sigma), \quad (44)$$

where $Z_{n,k}^\ell$ is a normalizing constant to make $\pi_{n,k}^\ell$ a probability measure over Γ_ℓ .

Theorem 8.4. *Let k, ℓ be fixed integers. For any $\lambda \in (0, 1)$, there exists a unique probability measure $\pi_{\infty,k}^\ell$ over Γ_ℓ so that $\pi_{n,k}^\ell$ converges to $\pi_{\infty,k}^\ell$ as $n \rightarrow \infty$.*

Proof. Let $\delta > 0$ and $\ell \in \mathbb{Z}_+$ be arbitrary. Let $n_0 = n_0(\delta, \ell)$ be a large enough integer. We will show that, for any $\gamma \in \Gamma_\ell$ and any $n \geq n_0$ we have $|\pi_{n,k}^\ell(\gamma) - \pi_{n_0,k}^\ell(\gamma)| < \delta$. Note that a triangulation of $\Lambda_{n_0,k}^0$ can be seen as a triangulation of $\Lambda_{n,k}^0$ with boundary condition containing the unit vertical edges of horizontal coordinates $-n_0/2$ and $n_0/2$. Then Theorem 8.3 gives that there exists a coupling \mathbf{P} between $\pi_{n,k}$ with $\pi_{n_0,k}$ so that, if σ, σ' are triangulations distributed as $\pi_{n,k}$ and $\pi_{n_0,k}$, respectively, then

$$\mathbf{P}(\sigma_{\Upsilon_\ell} \neq \sigma'_{\Upsilon_\ell}) \leq \exp\left(-c \left(\frac{n_0 - \ell}{2}\right)\right) < \frac{\delta}{2},$$

for some constant $c > 0$, where the last step follows by having n_0 large enough with respect to δ and ℓ . The theorem follows since $\frac{1}{2} \sum_{\gamma \in \Gamma_\ell} |\pi_{n,k}^\ell(\gamma) - \pi_{n_0,k}^\ell(\gamma)| \leq \mathbf{P}(\sigma_{\Upsilon_\ell} \neq \sigma'_{\Upsilon_\ell})$. \square

8.4 Distributional limits of induced graph

For each $\sigma \in \Omega_{n,k}$ we obtain a labelled, planar graph G with vertex set $\Lambda_{n,k}^0$ and edges given by the edges of the triangulation σ . We call G the induced graph of σ . Let $G_{n,k}$ be the (random) induced graph of a random triangulation distributed according to $\pi_{n,k}$. In a seminar work, Benjamini and Schramm [3] introduced the distributional limit of finite graphs. Given a sequence of graphs $\{H_n\}_n$, the distributional limit of $\{H_n\}_n$ is a random infinite graph \mathcal{H} , rooted at a (possibly random) vertex ρ , with the property that finite neighborhoods of H_n around a random vertex converge in distribution to neighborhoods of \mathcal{H} around ρ . Below we show that the distributional limit of $G_{n,k}$ exists as $n \rightarrow \infty$ and k remains fixed. Let $\Lambda_{\infty,k}^0$ be the integers points inside $\mathbb{Z} \times \{0, 1, \dots, k\}$.

Theorem 8.5. *Let $k \geq 1$ and $\lambda \in (0, 1)$ be fixed. There exists a distribution \mathcal{G}_k on infinite graphs with vertex set $\Lambda_{\infty,k}^0$ such that if ρ is a vertex uniformly distributed on $\{0\} \times \{0, 1, 2, 3, \dots, k\}$ we have that \mathcal{G}_k rooted at ρ is the distributional limit of $\{G_{n,k}\}_n$.*

Proof. First we sample $v_n = (i, j)$ uniformly at random from $\Lambda_{n,k}^0$. We need to show that, for any fixed integer ℓ , the ℓ -th neighborhood of v_n in $G_{n,k}$ converges in distribution to some measure. Let $\delta > 0$ be an arbitrary number. Note that with probability at least $1 - \frac{1}{\sqrt{n}}$, v_n is at distance at least $\frac{\sqrt{n}}{3}$ from the boundary of $\Lambda_{n,k}^0$. Given any $c_1 > 1$, let $c_2 = c_2(c_1, \delta)$ be large enough so that Theorem 7.3 gives that with probability at least $1 - \delta/2$, all edges of midpoint in $A_n = v_n + [-c_1\ell^2, c_1\ell^2] \times [0, k]$ have size at most $c_2 \log(c_1\ell^2k)$. Now set c_1 large enough so that $\frac{c_1\ell^2}{c_2 \log(c_1\ell^2k)} \geq 3\ell$. Therefore, under this event, the ℓ -th neighborhood around v_n in $G_{n,k}$ has only edges of midpoints inside A_n . But the set of edges of midpoints inside A_n converge as $n \rightarrow \infty$ by Theorem 8.4, concluding the proof. \square

We call the random graph \mathcal{G}_k the *infinite lattice triangulation on slabs*. We can show that the degree of a given vertex of the infinite lattice triangulation on slabs has an exponential tail.

Theorem 8.6. *For any given $\rho \in \Lambda_{\infty,k}^0$, let $d_{\mathcal{G}_k}(\rho)$ be a random variable denoting the degree of ρ in a graph distributed according to \mathcal{G}_k . Then there exists a positive constant c such that for any $\ell \geq 0$ we have that $\mathbb{P}(d_{\mathcal{G}_k}(\rho) \geq \ell) \leq \exp(-c\ell)$.*

Proof. Take n large enough so that $\rho \in \Lambda_{n,k}$. Let Γ be the set of ground state horizontal and vertical edges forming the 2×2 square centered at ρ . Then the degree of ρ is at most 8 plus the number of edges intersecting edges of Γ . Since this last random variable has an exponential tail for all large enough n by Theorem 7.3 and Proposition 6.4, the proof is completed. \square

It was shown by Gurel-Gurevich and Nachmias [11] that any distributional limit of graphs where the degrees have an exponential tail is a recurrent graph almost surely. Therefore, the two theorems above imply the following result.

Corollary 8.7. *For any integer $k \geq 1$ and any real number $\lambda \in (0, 1)$ the infinite lattice triangulation with parameter λ on k -slabs is almost surely recurrent.*

9 Open problems

- In Theorem 8.4 we show that the local limit of random triangulations on thin rectangles exist. In the case of $n \times n$ triangulations, our results only give that *subsequential* limits exists (cf. Theorem 7.1). An interesting open problem is to establish whether for any $\lambda \in (0, 1)$ there exists a unique measure π_{∞}^k over Γ_k so that π_n^k converges to π_{∞}^k as $n \rightarrow \infty$?
- In the context of Theorems 7.5 and 7.6, establish the existence of crossings of small triangles in the presence of arbitrary boundary conditions, where small refers to the difference between the length of the edges in the triangles and their ground state.
- Establish decay of correlations (in the context of Theorem 8.3) and the corresponding results for local limits and distributional limits of the induced graph (Theorems 8.4–8.6 and Corollary 8.7) for triangulations of $n \times n$.

Acknowledgments

I am grateful to Pietro Caputo, Fabio Martinelli and Alistair Sinclair for several useful discussions, and to Grégory Miermont for suggesting the problem of local limits of lattice triangulations.

References

- [1] N. Alon and J.H. Spencer. *The probabilistic method*. John Wiley & Sons, 3rd edition, 2008.
- [2] E E Anclin. An upper bound for the number of planar lattice triangulations. *Journal of Combinatorial Theory. Series A*, 103(2):383–386, August 2003.

- [3] Itai Benjamini and Oded Schramm. Recurrence of distributional limits of finite planar graphs. *Electron. J. Probab.*, 6:no. 23, 13 pp. (electronic), 2001.
- [4] Sarah Cannon, Sarah Miracle, and Dana Randall. Phase transitions in random dyadic tilings and rectangular dissections. In *Proceedings of the Twenty-Sixth Annual ACM-SIAM Symposium on Discrete Algorithms*, SODA '15, pages 1573–1589. SIAM, 2015.
- [5] P. Caputo, F. Martinelli, A. Sinclair, and A. Stauffer. Mixing time of weighted lattice triangulations: tight polynomial bounds for thin rectangles. pre-print.
- [6] P. Caputo, F. Martinelli, A. Sinclair, and A. Stauffer. Random lattice triangulations: structure and algorithms. *Annals of applied probability*, 25:1650–1685, 2015.
- [7] Dimitrios I. Dais. Resolving 3-dimensional toric singularities. In *Geometry of toric varieties*, volume 6 of *Sémin. Congr.*, pages 155–186. Soc. Math. France, Paris, 2002.
- [8] Jesús A. De Loera, Jörg Rambau, and Francisco Santos. *Triangulations*, volume 25 of *Algorithms and Computation in Mathematics*. Springer-Verlag, Berlin, 2010. Structures for algorithms and applications.
- [9] Jürg Fröhlich. The statistical mechanics of surfaces. In *Applications of field theory to statistical mechanics (Sitges, 1984)*, volume 216 of *Lecture Notes in Phys.*, pages 31–57. Springer, Berlin, 1985.
- [10] I. M. Gelfand, M. M. Kapranov, and A. V. Zelevinsky. *Discriminants, resultants and multidimensional determinants*. Modern Birkhäuser Classics. Birkhäuser Boston, Inc., Boston, MA, 2008. Reprint of the 1994 edition.
- [11] Ori Gurel-Gurevich and Asaf Nachmias. Recurrence of planar graph limits. *Ann. of Math. (2)*, 177(2):761–781, 2013.
- [12] Volker Kaibel and Günter M. Ziegler. Counting lattice triangulations. In *Surveys in combinatorics, 2003 (Bangor)*, volume 307 of *London Math. Soc. Lecture Note Ser.*, pages 277–307. Cambridge Univ. Press, Cambridge, 2003.
- [13] Johannes F. Knauf, Benedikt Krger, and Klaus Mecke. Entropy of unimodular lattice triangulations. *EPL (Europhysics Letters)*, 109(4):40011, 2015.
- [14] Benedikt Krüger, E. M. Schmidt, and Klaus Mecke. Unimodular lattice triangulations as small-world and scale-free random graphs. *New Journal of Physics*, 17(2), 2015.
- [15] Charles L. Lawson. Transforming triangulations. *Discrete Math.*, 3:365–372, 1972.
- [16] V. Malyshev, A. Yambartsev, and A. Zamyatin. Two-dimensional Lorentzian models. *Mosc. Math. J.*, 1(3):439–456, 472, 2001.
- [17] O. Ya. Viro. Real plane algebraic curves: constructions with controlled topology. *Algebra i Analiz*, 1(5):1–73, 1989.
- [18] Emo Welzl. The number of triangulations on planar point sets. In *Graph drawing*, volume 4372 of *Lecture Notes in Comput. Sci.*, pages 1–4. Springer, Berlin, 2007.

A Standard large deviation results

We use the following standard Chernoff bounds and large deviation results.

Lemma A.1 (Chernoff bound for binomial [1, Corollary A.1.10]). *Let X be the sum of n i.i.d. Bernoulli random variables of mean p . For any $\epsilon \in (0, 1)$, we have $\mathbf{P}(X \leq (1 - \epsilon)np) \leq \exp\left(-\frac{\epsilon^2 np}{2}\right)$.*

Lemma A.2 (Chernoff bound for geometric). *Let X be the sum of n i.i.d. geometric random variables with mean p . Then, for any $\epsilon > 0$, $\mathbf{P}\left(X \geq (1 + \epsilon)\frac{n}{p}\right) \leq \exp\left(-\frac{\epsilon^2}{2(1+\epsilon)}n\right)$.*

Proof. Enumerate each trial of the n geometric random variables as Z_1, Z_2, \dots . Then the event $X \geq (1 + \epsilon)\frac{n}{p}$ implies that $\sum_{i=1}^{(1+\epsilon)\frac{n}{p}} Z_i \leq n$. Since $\sum_{i=1}^{(1+\epsilon)\frac{n}{p}} Z_i$ is a binomial random variable with parameters $(1 + \epsilon)\frac{n}{p}$ and p , the result follows from Lemma A.1. \square

B Absence of FKG

Given a set of constraint ξ , recall that $\bar{\sigma}_x$ denotes the ground state edge of midpoint x given ξ , with an arbitrary choice among unit diagonals.

Lemma B.1. *There exist a set of constraints ξ (e.g., Figure 10) such that the following holds for two midpoints $x, y \in \Lambda$: $\pi^\xi(\sigma_x = \bar{\sigma}_x \mid \sigma_y \neq \bar{\sigma}_y) > \pi^\xi(\sigma_x = \bar{\sigma}_x \mid \sigma_y = \bar{\sigma}_y)$ and $\pi^\xi(\sigma_x = \bar{\sigma}_x) > \pi^\xi(\sigma_x = \bar{\sigma}_x \mid \sigma_y = \bar{\sigma}_y)$. As a consequence, the FKG inequality does not hold.*

Proof. Refer to Figure 10. Solid edges are constraint edges. Dotted edges are the possible configu-

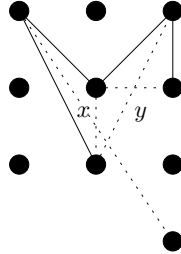


Figure 10: An example violating positive correlation.

ration of edges with midpoints in x and y . Note that if σ_y is in ground state given the constraints, then there are two choices for the edge σ_x , therefore $\pi^\xi(\sigma_x = \bar{\sigma}_x \mid \sigma_y = \bar{\sigma}_y) < 1$. On the other hand, if σ_y is not in ground state, then σ_x can only be in ground state, giving that

$$\pi^\xi(\sigma_x = \bar{\sigma}_x \mid \sigma_y \neq \bar{\sigma}_y) = 1 > \pi^\xi(\sigma_x = \bar{\sigma}_x \mid \sigma_y = \bar{\sigma}_y),$$

which establishes the first inequality of the lemma. For the second inequality, note that

$$\begin{aligned} \pi^\xi(\sigma_x = \bar{\sigma}_x) &= \pi^\xi(\sigma_x = \bar{\sigma}_x \mid \sigma_y = \bar{\sigma}_y) \pi^\xi(\sigma_y = \bar{\sigma}_y) + \pi^\xi(\sigma_x = \bar{\sigma}_x \mid \sigma_y \neq \bar{\sigma}_y) \pi^\xi(\sigma_y \neq \bar{\sigma}_y) \\ &= \pi^\xi(\sigma_x = \bar{\sigma}_x \mid \sigma_y = \bar{\sigma}_y) \pi^\xi(\sigma_y = \bar{\sigma}_y) + \pi^\xi(\sigma_y \neq \bar{\sigma}_y). \end{aligned}$$

Since $\pi^\xi(\sigma_y = \bar{\sigma}_y) \in (0, 1)$, we have that $\pi^\xi(\sigma_x = \bar{\sigma}_x)$ is strictly between $\pi^\xi(\sigma_x = \bar{\sigma}_x \mid \sigma_y = \bar{\sigma}_y)$ and 1. \square