

Learning like a Child: Fast Novel Visual Concept Learning from Sentence Descriptions of Images

Junhua Mao¹ Wei Xu² Yi Yang² Jiang Wang² Zhiheng Huang² Alan L. Yuille¹
¹University of California, Los Angeles ²Baidu Research

mjhustc@ucla.edu, {wei.xu,yangyi05,wangjiang03,huangzhiheng}@baidu.com, yuille@stat.ucla.edu

Abstract

In this paper, we address the task of learning novel visual concepts, and their interactions with other concepts, from a few images with sentence descriptions. Using linguistic context and visual features, our method is able to efficiently hypothesize the semantic meaning of new words and add them to its word dictionary so that they can be used to describe images which contain these novel concepts. Our method has an image captioning module based on [34] with several improvements. In particular, we propose a transposed weight sharing scheme, which not only improves performance on image captioning, but also makes the model more suitable for the novel concept learning task. We propose methods to prevent overfitting the new concepts. In addition, three novel concept datasets are constructed for this new task. In the experiments, we show that our method effectively learns novel visual concepts from a few examples without disturbing the previously learned concepts.

1. Introduction

Recognizing, learning and using novel concepts is one of the important cognitive functions of humans. When we were very young, we learned new concepts by observing the visual world and listening to the sentence descriptions of our parents. The process was slow at the beginning, but got much faster after we accumulated enough learned concepts [3]. In particular, it is known that children can form quick and rough hypotheses about the meaning of new words in a sentence based on their knowledge of previous learned words [4, 19], associate these words to the objects or their properties, and describe novel concepts using sentences with the new words [3]. This phenomenon has been researched for over 30 years by the psychologists and linguists who study the process of word learning [48].

For the computer vision field, several methods are proposed [15, 43, 49, 29] to handle the problem of learning new categories of objects from a handful of examples. This task is important in practice because we sometimes do not have enough data for novel concepts and hence need to transfer

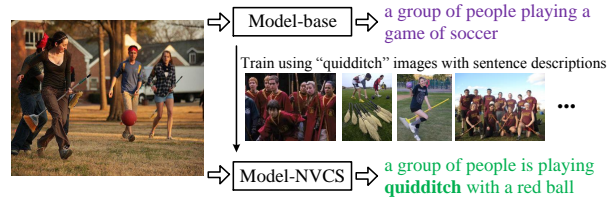


Figure 1: An illustration of the Novel Visual Concept learning from Sentences (NVCS) task. We start with a model (i.e. model-base) trained with images that does not contain the concept of “quidditch”¹. Using a few “quidditch” images with sentence descriptions, our method is able to learn that “quidditch” is played by people with a ball.

knowledge from previously learned categories. Moreover, we do not want to retrain the whole model every time we add a few images with novel concepts, especially when the amount of data or model parameters is very big.

However, these previous methods concentrate on learning classifiers, or mappings, between single words (e.g. a novel object category) and images. We are unaware of any computer vision studies into the task of learning novel visual concepts from a few sentences and then use these concepts to describe new images – a task that children seem to do effortlessly. We call this the *Novel Visual Concept learning from Sentences (NVCS)* task (see Figure 1).

In this paper, we present a novel framework to address the NVCS task. We start with a model that has already been trained with a large amount of visual concepts. We propose a method that allow the model to enlarge its word dictionary to describe the novel concepts using a few examples and without extensive retraining. We do not need to retrain models from scratch on all of the data (all the previously learned concepts and the novel concepts). We propose three datasets for the NVCS task to validate our model. These datasets will be made available for use by other researchers.

Our method requires a *base model* for image captioning which will be adapted to perform the NVCS task. We

¹“quidditch” is a sport created in “Harry Potter”. It is played by teams of people holding brooms (see Figure 1).

choose the m-RNN model [34], which performs at the state of the art, as our base model. Note that we can use most of the current image captioning models in our method. We make several changes to the model structure of m-RNN partly motivated by the desire to avoid overfitting, which is a particular danger for NVCS because we want to learn from a few new images. We note that these changes also improve performance on the original image captioning task, although this improvement is not the main focus of this paper. In particular, we introduce a transposed weight sharing (TWS) strategy (motivated by auto-encoders [2]) which reduces, by a factor of one half, the number of model parameters that need to be learned. This allows us to increase the dimension of the word-embedding and multimodal layers, without overfitting the data, yielding a richer word and multimodal dense representation. We train this image captioning model on a large image dataset with sentence descriptions. This is the base model which we adapt for the NVCS task.

Now we address the task of learning the new concepts from a small new set of data that contains these concepts. There are two main difficulties. Firstly, the weights for the previously learned concepts may be disturbed by the new concepts. Although this can be solved by fixing these weights. Secondly, learning the new concepts from positive examples can introduce bias. Intuitively, the model will assign a baseline probability for each word, which is roughly proportional to the frequency of the words in the sentences. When we train the model on new data, the baseline probabilities of the new words will be unreliably high. We propose a strategy that addresses this problem by fixing the baseline probability of the new words.

We construct three datasets to validate our method, which involves new concepts of man-made objects, animals, and activities. The first two datasets are derived from the MS-COCO dataset [32] which contains over 100,000 images with sentence annotations. The third new dataset is constructed by adding three uncommon concepts which do not occur in MS-COCO or other standard datasets. These concepts are: quidditch, t-rex and samisen (see details in section 5). The experiments show that training our method on only a few examples of the new concepts gives us as good performance as retraining the entire model on all the examples.

2. Related Work

Deep neural network Recently there have been dramatic progress in deep neural network models for natural language and computer vision. For natural language, the Recurrent Neural Network (RNN [13, 36]) and the Long-Short Term Memory (LSTM [20]) achieve the state-of-the-art performance in many NLP tasks such as machine translation [21, 8, 47] and speech recognition [37]. For computer vi-

sion, deep Convolutional Neural Networks (CNN [31]) outperform previous methods by a large margin in the tasks of object classification [25, 44], detection [17, 40, 55] and segmentation [5, 52]. This line of research provides support for the development of the methods for the multimodal learning tasks (e.g. image captioning and sentence-image retrieval).

Multimodal learning of language and vision The methods of image-sentence retrieval [16, 46] and image description generation [26, 39, 18] have developed very fast in recent years. Recently, [35] proposed a multimodal RNN model that achieves the state-of-the-art performance for both the tasks of image-sentence retrieval and image captioning. The m-RNN model consists of three components: (I) A vision component which uses deep Convolutional Neural Networks (CNN) to provide semantic visual attributes and features for objects and scenes. (II) A language model based on recurrent neural networks. (III) A multimodal component which couples the vision and language components and generates the sentence descriptions. Closely related works includes [23, 22, 51, 9, 14, 7, 30, 33, 24, 53]. The evaluation metrics of the image captioning task is discussed [12, 50]. All of these methods use a pre-specified and fixed word dictionary, and train their model on a large dataset.

Zero-shot and one-shot learning For zero-shot learning, the task is to associate dense word vectors or attributes with image features [45, 16, 11, 1, 29]. The dense word vectors in these papers are pre-trained from a large amount of text corpus and the word semantic representation is captured from co-occurrence with other words [38]. [29] developed this idea by only showing the novel words a few times. Another closely related task is one-shot learning task of new categories [15, 27, 49]. They learn new objects from only a few examples. However, these work only consider words or attributes instead of sentences and so their learning target is different from that of the task in this paper.

3. The Image Captioning Model

We need an image captioning as the base model which will be adapted in the NVCS task. The base model is developed based on the m-RNN model [34]. Its architecture is shown in Figure 2(a). We make two main modifications of the architecture to make it more suitable for the NVCS task which, as a side effect, also improves performance on the original image captioning task. Firstly and most importantly, we propose a transposed weight sharing strategy which significantly reduces the number of parameters in the model (see section 3.2). Secondly, we replace the recurrent layer in [34] with the Long-Short Term Memory (LSTM) layer [20]. LSTM is a recurrent neural network designed to solve the gradient explosion and vanishing problems. We briefly introduce the framework of the model in section 3.1 and describe the details of the transposed weight sharing strategy in section 3.2.

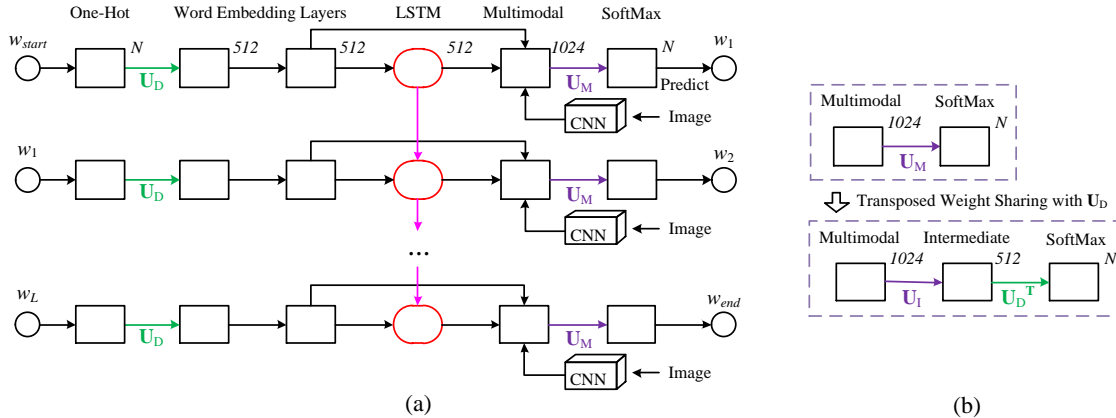


Figure 2: (a). The architecture of our image captioning model. For each word in a sentence, the model takes the current word index and the image as inputs, and outputs the next word index. The weights are shared across the sub-models for the words in a sentence. The number on the top right of each layer denotes its dimension. As in the m-RNN model [34], we add a start sign w_{start} and an end sign w_{end} to each training sentence. (b). The transposed weight sharing of \mathbf{U}_D and \mathbf{U}_M . (Best viewed in color)

3.1. The Model Architecture

As shown in Figure 2(a), the input of our model for each word in a sentence is the index of the current word in the word dictionary as well as the image. We represent this index as a one-hot vector (a binary vector with only one non-zero element indicating the index). The output is the index of the next word. The model has three components: the language component, the vision component and the multimodal component. The language component contains two word embedding layers and a LSTM layer. It maps the index of the word in the dictionary into a semantic dense word embedding space and stores the word context information in the LSTM layer. The vision component contains a 16-layer deep convolutional neural network (CNN [44]) pre-trained on the ImageNet classification task [42]. We remove the final SoftMax layer of the deep CNN and connect the top fully connected layer (a 4096 dimensional layer) to our model. The activation of this 4096 dimensional layer can be treated as image features that contain rich visual attributes for objects and scenes. The multimodal component contains a one-layer representation where the information from language part and vision part merge together. We build a SoftMax layer after the multimodal layer to predict the index of the next word. The weights are shared across the sub-models of the words in a sentence. As in the m-RNN model [34], we add a start sign w_{start} and an end sign w_{end} to each training sentence. In the testing stage for image captioning, we input the start sign w_{start} into the model and pick the K best words with maximum probabilities according to the SoftMax layer. We repeat the process until the model generates the end sign w_{end} .

3.2. The Transposed Weight Sharing (TWS)

For the original m-RNN model [34], most of the weights (i.e. 98.49%) are contained in the following two weight

matrices: $\mathbf{U}_D \in \mathbb{R}^{512 \times N}$ and $\mathbf{U}_M \in \mathbb{R}^{N \times 1024}$ where N represents the size of the word dictionary.

The weight matrix \mathbf{U}_D between the one-hot layer and first word embedding layer is used to compute the input of the first word embedding layer $\mathbf{w}(t)$:

$$\mathbf{w}(t) = f(\mathbf{U}_D \mathbf{h}(t)) \quad (1)$$

where $f(\cdot)$ is an element-wise non-linear function, $\mathbf{h}(t) \in \mathbb{R}^{N \times 1}$ is the one-hot vector of the current word. Note that it is fast to calculate Equation 1 is easy because there is only one non-zero element in $\mathbf{h}(t)$. In practice, we do not need to calculate the full matrix multiplication operation since only one column of \mathbf{U}_D is used for each word in the forward and backward propagation.

The weight matrix \mathbf{U}_M between the multimodal layer and the SoftMax layer is used to compute the activation of the SoftMax layer $\mathbf{y}(t)$:

$$\mathbf{y}(t) = g(\mathbf{U}_M \mathbf{m}(t) + \mathbf{b}) \quad (2)$$

where $\mathbf{m}(t)$ is the activation of the multimodal layer, $g(\cdot)$ is the SoftMax non-linear function.

Intuitively, the role of the weight matrix \mathbf{U}_D in Equation 1 is to encode the one-hot vector $\mathbf{h}(t)$ into the dense semantic vector $\mathbf{w}(t)$. The role of the weight matrix \mathbf{U}_M in Equation 2 is to decode the dense semantic vector $\mathbf{m}(t)$ back to a pseudo one-hot vector $\mathbf{y}(t)$ with the help of the SoftMax function, which is very similar to the inverse operation of Equation 1. The difference is that $\mathbf{m}(t)$ is in the dense multimodal semantic space while $\mathbf{w}(t)$ is in the dense word semantic space.

To reduce the number of the parameters, we decompose \mathbf{U}_M into two parts. The first part maps the multimodal layer activation vector to an intermediate vector in the word semantic space. The second part maps the intermediate vector

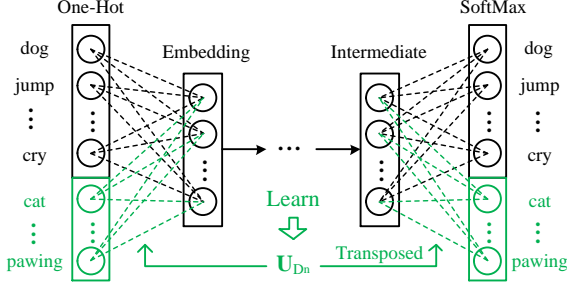


Figure 3: Illustration of the training for novel concepts. We only update the sub-matrix \mathbf{U}_{D_n} (the green parts in the figure) in \mathbf{U}_D that is connected to the node of new words in the One-Hot layer and the SoftMax layer during the training for novel concepts. (Best viewed in color)

to the pseudo one-hot word vector, which is the inverse operation of Equation 1. The sub-matrix of the second part is able to share parameters with \mathbf{U}_D in a transposed manner, which is motivated by the tied weights strategy in auto-encoders for unsupervised learning tasks [2]. Here is an example of linear decomposition: $\mathbf{U}_M = \mathbf{U}_D^T \mathbf{U}_I$, where $\mathbf{U}_I \in \mathbb{R}^{512 \times 1024}$. Equation 2 is accordingly changed to:

$$\mathbf{y}(t) = g[\mathbf{U}_D^T f(\mathbf{U}_I \mathbf{m}(t)) + \mathbf{b}] \quad (3)$$

where $f(\cdot)$ is an element-wise function. If $f(\cdot)$ is an identity mapping function, it is equivalent to linearly decomposing \mathbf{U}_M into \mathbf{U}_D^T and \mathbf{U}_I . In our experiments, we find that setting $f(\cdot)$ as the scaled hyperbolic tangent function leads to a slightly better performance than linear decomposition. This strategy can be viewed as adding an intermediate layer with dimension 512 between the multimodal and SoftMax layers as shown in Figure 2(b). The weight matrix between the intermediate and the SoftMax layer is shared with \mathbf{U}_D in a transposed manner. This Transposed Weight Sharing (TWS) strategy enables us to use a much larger dimensional word-embedding layer than the m-RNN model [34] without increasing the number of parameters. We also benefit from this strategy in the novel concept learning task.

4. The Novel Concept Learning (NVCS) Task

Suppose we have trained a model based on a large amount of images and sentences. Then we meet with images of novel concepts whose sentence annotations contain words not in our dictionary, what should we do? It is time-consuming and unnecessary to re-training the whole model from scratch using all the data. In many cases, we cannot even access the original training data of the model. But fine-tuning the whole model using only the new data causes severe overfitting on the new concepts and decrease the performance of the model for the originally trained concepts.

To solve these problems, we propose the following strategies that learn the new concepts with a few images

without losing the accuracy on the original concepts.

4.1. Fixing the originally learned weights

Under the assumption that we have learned the weights of the original words from a large amount of data and that the amount of the data for new concepts is relatively small, it is straightforward to fix the originally learned weights of the model during the incremental training. More specifically, the weight matrix \mathbf{U}_D can be separated into two parts: $\mathbf{U}_D = [\mathbf{U}_{D_o}, \mathbf{U}_{D_n}]$, where \mathbf{U}_{D_o} and \mathbf{U}_{D_n} associate with the original words and the new words respectively. E.g., as shown in Figure 3, for the novel visual concept “cat”, \mathbf{U}_{D_n} is associated with 29 new words, such as cat, kitten and pawing. We fix the sub-matrix \mathbf{U}_{D_o} and update the sub-matrix \mathbf{U}_{D_n} as illustrated in Figure 3.

4.2. Fixing the baseline probability

In Equation 3, there is a bias term \mathbf{b} . Intuitively, each element in \mathbf{b} represents the tendency of the model to output the corresponding word. We can think of this term as the baseline probability of each word. Similar to \mathbf{U}_D , \mathbf{b} can be separated into two parts: $\mathbf{b} = [\mathbf{b}_o, \mathbf{b}_n]$, where \mathbf{b}_o and \mathbf{b}_n associate with the original words and the new words respectively. If we only present the new data to the network, the estimation of \mathbf{b}_n is unreliable. The network will tend to increase the value of \mathbf{b}_n which causes the overfitting to the new data.

The easiest way to solve this problem is to fix \mathbf{b}_n during the training for novel concepts. But this is not enough. Because the average activation $\bar{\mathbf{x}}$ of the intermediate layer across all the training samples is not $\mathbf{0}$, the weight matrix \mathbf{U}_D plays a similar role to \mathbf{b} in changing the baseline probability. To avoid this problem, we centralize the activation of the intermediate layer \mathbf{x} and turn the original bias term \mathbf{b} into \mathbf{b}' as follows:

$$\mathbf{y}(t) = g[\mathbf{U}_D^T (\mathbf{x} - \bar{\mathbf{x}}) + \mathbf{b}']; \quad \mathbf{b}'_o = \mathbf{b}_o + \mathbf{U}_{D_o}^T \bar{\mathbf{x}} \quad (4)$$

After that, we set every element in \mathbf{b}'_n to be the average value of the elements in \mathbf{b}'_o and fixing \mathbf{b}'_n during the training on the new images. We call this strategy Baseline Probability Fixation (BPF).

4.3. The Role of Language and Vision

In the novel concept learning (NVCS) task, the sentences serve as a weak labeling of the image. The language part of the model (the word embedding layers and the LSTM layer) hypothesizes the basic properties (e.g. the parts of speech) of the new words and whether the new words are closely related to the content of the image. It also hypothesizes which words in the original dictionary are semantically and syntactically close to the new words. For example, suppose the model meets a new image with the sentence description “A

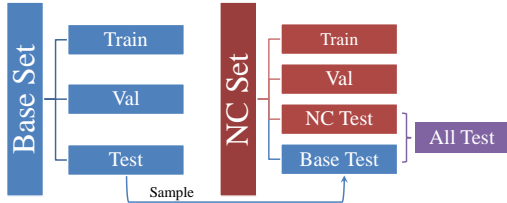


Figure 4: Organization of the novel concept datasets

woman is playing with a cat”. Also suppose there are images in the original data contain sentence description such as “A man is playing with a dog”. Then although the model does not see the word “cat” before, it will hypothesize that the word “cat” and “dog” are close to each other.

The vision part is pre-trained on the ImageNet classification task [42] with 1.2 million images and 1,000 categories. It provides rich visual attributes of the objects and scenes [54] that are useful not only on the 1,000 classification task itself, but also on other vision tasks [10].

Combining cues from both language and vision, our model can effectively learn the new concepts using only a few examples as demonstrated in the experiments.

5. Datasets

5.1. Strategies to Construct Datasets

We use the annotations and images from the MS COCO dataset [32] to construct our Novel Concept (NC) learning datasets. The current release of MS COCO contains 82,783 training images and 40,504 validation images, with object instance annotations and around 5 sentence descriptions for each image. To construct the NC dataset with a specific new concept (e.g. “cat”), we remove all images containing the object “cat” according to the object instance annotations. We also check whether there are some images left with sentences descriptions containing cat related words. The images left are treated as the *Base Set* where we will train and validate our base model. The removed images are used to construct the *Novel Concept set (NC set)*, which is used to train and validate our model for the task of novel concept learning.

5.2. The Novel Visual Concepts Datasets

We construct three datasets involving five different novel visual concepts:

NewObj-Cat and **NewObj-Motor** The corresponding new concepts of these two datasets are “cat” and “motor-

	Train	NC Test	Validation
NewObj-Cat	2840	1000	490
NewObj-Motor	1854	600	349
NC-3	150 (50 × 3)	120 (40 × 3)	30 (10 × 3)

Table 1: The number of images for the three datasets.



Figure 5: Sample images and annotations from Novel Concept-3 (NC-3) dataset

cycle” respectively. The model need to learn all the related words that represent and describe these concepts and their activities.

NC-3 dataset The above two datasets are all derived from the MS COCO dataset. To further verify the effectiveness of our method, we construct a new dataset contains three novel concepts: “quidditch” (a recently created sport derived from “Harry Potter”), “t-rex” (a dinosaur), and “samisen” (an instrument). It contains not only object concepts (e.g. t-rex and samisen), but also activity concepts (e.g. quidditch). We labeled 100 images for each concept with 5 sentence annotations for each image. To diversify the labeled sentences for different images in the same category, the annotators are instructed to label the images with different sentences by describing the details in each image. It leads to a different style of annotation from that of the MS COCO dataset. The average length of the sentences is also 26% longer than that of the MS COCO (13.5 v.s. 10.7). There is no duplicated annotation sentences in this dataset. We construct this dataset for two reasons. Firstly, the three concepts are not included in the 1,000 categories of the ImageNet Classification task [42] where we pre-trained the vision component of our model. Secondly, this dataset has richer and more diversified sentence descriptions compared to NewObj-Cat and NewObj-Motor. We denote this dataset as Novel Concept-3 dataset (NC-3). Some samples images and annotations are shown in Figure 5.

We randomly separate the above three datasets into training, testing and validation sets. The number of images for the three datasets are shown in Table 1. To investigate the possible overfitting issues on the new object dataset, in the testing stage, we randomly picked images from the testing set of the Base Set and treated them as a separate set of testing images. The number of added images is equal to the size of the original test set (e.g. 1000 images are picked for NewObj-Cat testing set). We denote the original new concept testing images as *Novel Concept (NC) test* set and the added base testing images as *Base test* set. The organization of NC datasets is illustrated in Figure 4.

We will make the three datasets publicly available upon publication to encourage future research in this area.

	B-1	B-2	B-3	B-4	METEOR	CIDEr	ROUGE.L
m-RNN [34]	0.680	0.506	0.369	0.272	0.225	0.791	0.499
ours-TWS	0.685	0.512	0.376	0.279	0.229	0.819	0.504

Table 2: The performance of our model compared with the state-of-the-art for the standard image captioning task.

6. Experiments

6.1. Evaluation Metrics

To evaluate the output sentence descriptions for novel visual concepts, we adopt two evaluation metrics that are widely used in recent image captioning work: BLEU scores [41] (BLEU score for n-gram is denoted as B-n in the paper) and METEOR [28].

Both BLEU scores and METEOR target on evaluating the overall quality of the generated sentences. In the NVCS task, however, we focus more on the accuracy for the new words than the previously learned words in the sentences. Therefore, to conduct a comprehensive evaluation, we also calculate the f score for the words that describe the new concepts. E.g. for the cat dataset, there are 29 new words such as cat, cats, kitten, and pawing. The precision p and recall r for each new word in the dictionary (w_n^d) are calculated as follows:

$$p = \frac{\mathbf{N}(w_n^d \in \mathbb{S}_{gen} \wedge w_n^d \in \mathbb{S}_{ref})}{\mathbf{N}(w_n^d \in \mathbb{S}_{gen})}; r = \frac{\mathbf{N}(w_n^d \in \mathbb{S}_{gen} \wedge w_n^d \in \mathbb{S}_{ref})}{\mathbf{N}(w_n^d \in \mathbb{S}_{ref})}$$

where \mathbb{S}_{gen} denotes generated sentence, \mathbb{S}_{ref} denotes reference sentences, $\mathbf{N}(condition)$ represents number of testing images that conform to the condition. Note that p and r are calculated on the combined testing set of the NC test set and the base test set (i.e. All test).

A high r with a low p indicates that the model overfits the new data (We can always get $r = 1$ if we output the new word every time) while a high p with a low r indicates underfitting. We use the $f = \frac{2}{p^{-1} + r^{-1}}$ as a balanced measurement between p and r . Best f score is 1. Note that $f = 0$ if either $p = 0$ or $r = 0$. Compared to METEOR and BLEU, the f score show the effectiveness of the model to learn new concepts more explicitly.

6.2. Effectiveness of TWS and BPF

We test our base model with the Transposed Weight Sharing (TWS) strategy in the original image captioning task on the MS COCO test set and evaluate the results using their evaluation server [6]. The results are shown in Table 2. Our model performs at the state-of-the-art in this task. We choose the layer dimensions of our model so that the number of parameters matches that of [34]. Models with different layer dimensions might lead to better performance, which is beyond the scope of this paper.

We also validate the effectiveness of our Transposed Weight Sharing (TWS) and Baseline Probability Fixation (BPF) strategies for the novel concept learning task on the

	BiasFix	Centralize	TWS	f
Deep-NVCS-UnfixedBias	×	×	✓	0.851
Deep-NVCS-FixedBias	✓	×	✓	0.860
Deep-NVCS-BPF-NoTWS	✓	✓	×	0.850
Deep-NVCS-BPF-TWS	✓	✓	✓	0.875

Table 3: Performance of Deep-NVCS models with different novel concept learning strategies on NewObj-Cat. TWS and BPF improves the performance.

NewObj-Cat dataset. We compare the performance of four Deep-NVCS models. Their properties and performance in terms of f score for the word “cat” are summarized in Table 3. “BiasFix” means that we fix the bias term \mathbf{b}_n in Equation 3. “Centralize” means that we centralize the intermediate layer activation \mathbf{x} (see Equation 4) so that \mathbf{U}_D will not affect the baseline probability.

We achieve 2.5% increase of performance in terms of f using TWS (Deep-NVCS-BPF-TWS v.s. Deep-NVCS-BPF-noTWS), and achieves 2.4% increase using BPF (Deep-NVCS-BPF-TWS v.s. Deep-NVCS-UnfixedBias). We use Deep-NVCS to represent Deep-NVCS-BPF-TWS in short for the rest of the paper.

6.3. Results on NewObj-Motor and NewObj-Cat

6.3.1 Using all training samples

We show the performance of our Deep-NVCS models compared to strong baselines on the NewObj-Cat and NewObj-Motor datasets in Table 4. For Deep-NVCS, we only use the training data from the novel concept set. For Deep-NVCS-Inc1:1, we add training data randomly sampled from the training set of the base set. The number of added training images is the same as that of the training images for novel concepts. Model-base stands for the model trained only on the base set (no novel concept images). We also implement a strong baseline, Model-retrain, by retraining the whole model from scratch on the combined training set (training images from both the base set and the novel concept set).

The results show that compared to the Model-base which is only trained on base set, the Deep-NVCS models achieve a significant improvement on the novel concept test set while reaching comparable performance on the base test set. The performance of our Deep-NVCS models is very close to that of the strong baseline Model-retrain. This demonstrates the effectiveness of our novel concept learning strategies. The model learns the new words for the novel concepts without disturbing the previous learned words.

The performance of Deep-NVCS is also comparable with, though slightly lower than that of Deep-NVCS-1:1Inc. Intuitively, if the image features can successfully capture the difference between the new concepts and the existing ones, it is sufficient to learn the new concept only from the new data. However, if the new concepts are very similar to some previously learned concepts, such as cat and dog, it is

Evaluation Metrics	All test						NC test					Base test				
	f	B-1	B-2	B-3	B-4	METEOR	B-1	B-2	B-3	B-4	METEOR	B-1	B-2	B-3	B-4	METEOR
NewObj-Cat																
Model-retrain	0.866	0.689	0.531	0.391	0.291	0.228	0.696	0.549	0.403	0.305	0.227	0.683	0.513	0.379	0.277	0.229
Model-base	-	0.645	0.474	0.339	0.247	0.201	0.607	0.436	0.303	0.217	0.175	0.683	0.511	0.375	0.277	0.227
Deep-NVCS	0.875	0.682	0.521	0.382	0.286	0.224	0.684	0.534	0.392	0.299	0.224	0.680	0.508	0.372	0.274	0.225
Deep-NVCS-1:1Inc	0.881	0.683	0.523	0.385	0.288	0.226	0.686	0.538	0.398	0.303	0.226	0.679	0.507	0.371	0.273	0.225
NewObj-Motor																
Model-retrain	0.797	0.697	0.526	0.386	0.284	0.240	0.687	0.512	0.368	0.263	0.244	0.707	0.539	0.404	0.305	0.236
Model-base	-	0.646	0.460	0.327	0.235	0.218	0.586	0.380	0.245	0.160	0.203	0.705	0.536	0.401	0.301	0.235
Deep-NVCS	0.784	0.688	0.512	0.373	0.276	0.236	0.677	0.494	0.349	0.252	0.241	0.698	0.530	0.398	0.299	0.231
Deep-NVCS-1:1Inc	0.790	0.687	0.512	0.374	0.280	0.235	0.672	0.492	0.347	0.256	0.237	0.702	0.532	0.401	0.303	0.234

Table 4: Results of our model on the NewObj-Cat and NewObj-Motor dataset using all the training samples. Model-base and Model-retrain stand for the model trained on base set (no novel concepts) and the model retrained on the combined data (all the images of base set and novel concept set) respectively. Deep-NVCS stands for model trained only with the new concept data. Deep-NVCS-1:1Inc stands for the Deep-NVCS model trained by adding equal number of training images from the base set. Compared to Model-base which is only trained on the base set, the Deep-NVCS models achieve a significant improvement on the novel concept test set while reaching comparable performance on the base test set. The performance of Deep-NVCS models only slightly worse than that of the strong baseline Model-retrain, which requires much more training.

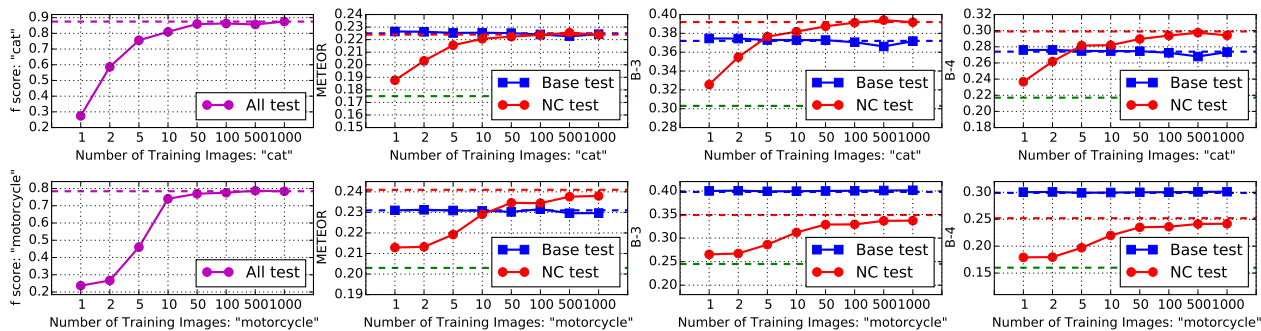


Figure 6: Performance comparison of our model with different number of training images on NewObj-cat and NewObj-Motor datasets. The red, blue, and magenta dashed line indicates the performance of Deep-NVCS using all the training images on the base test set, the NC test set and the all test set respectively. The green dashed line indicates the performance of Model-base. We show that our model trained with 10 to 50 images achieves comparable performance with the model trained on the full training set. (Best viewed in color)

helpful to present the data of both novel and existing concepts to make it easier for the model to find the difference.

6.3.2 Using a few training samples

To answer the question whether we can learn novel concepts from a few examples, we also test our model under the one or few-shot scenario. Specifically, we randomly sampled k images from the training set of NewObj-Cat and NewObj-Motor, and trained our Deep-NVCS model only on these images. k ranges from 1 to 1000. We conduct the experiments 10 times and average the results to avoid the randomness of the sampling.

We show the performance of our model with different number of training images in Figure 6. We only show the results in terms of f score, METEOR, B-3 and B-4 because of space limitation. The results of B-1 and B-2 are consistent with the shown metrics. The performance of the model trained with the full NC training set in the last section is

indicated by the blue (Base test), red (NC test) or magenta (All test) dashed lines in Figure 6. These lines represent the experimental upper bounds of our model under the one or few-shot scenario. The performance of the Model-base is drawn as a green dashed line. It serves as an experimental lower bound.

The results show that using about 10 to 50 training images, the model achieves comparable performance with the Deep-NVCS model trained on the full novel concept training set. In addition, using about 5 training images, we observe a nontrivial increase of performance compared to the base model.

6.4. Results on NC-3

The NC-3 dataset has three main difficulties. Firstly, the concepts have very similar counterparts in the original image set, such as Samisen v.s. Guitar, Quidditch v.s. football. Secondly, the three concepts rarely appear in daily life. They are not included in the ImageNet 1,000 categories



Figure 7: The generated sentences for the test images from novel concept datasets. In these examples, cat, motorcycle, quidditch, t-rex and samisen are the novel concepts respectively. We show more in the supplementary material.

where we pre-trained our vision deep CNN. Thirdly, the way we describe the three novel concepts is somewhat different from that of the common objects included in the base set. The different group of annotators as well as the requirement to diversify the annotated sentences makes the difference of the style for the annotated sentences between NC-3 and MS COCO even larger. The effect of the difference in sentence style leads to decreased performance of the base model compared to that on the NewObj-Cat and NewObj-Motor dataset (see Model-base in Table 5 compared to that in Table 4 on NC test). Furthermore, it makes it harder for the model to hypothesize the meanings of new words from a few sentences.

Facing with these difficulties, our model still learns the semantic meaning of the new concepts quite well. The f scores of the model shown in Table 5 indicate that the model successfully learn the new concepts with a high accuracy from only 50 examples.

It is interesting that Model-retrain performs very badly in this dataset. It does not output the word “quidditch” and “samisen” in the generated sentences. The BLEU scores

Evaluation Metrics	f	B-1	B-2	B-3	B-4	METEOR
quidditch						
Model-retrain	0.000	0.509	0.283	0.196	0.138	0.120
Model-base	-	0.506	0.272	0.193	0.139	0.122
Deep-NVCS	0.854	0.582	0.353	0.237	0.167	0.168
Deep-NVCS-1:1Inc	0.863	0.585	0.359	0.244	0.170	0.170
samisen						
Model-retrain	0.000	0.539	0.343	0.209	0.133	0.122
Model-base	-	0.489	0.304	0.177	0.105	0.122
Deep-NVCS	0.630	0.545	0.371	0.229	0.140	0.161
Deep-NVCS-1:1Inc	0.642	0.551	0.374	0.233	0.144	0.164
t-rex						
Model-retrain	0.213	0.568	0.357	0.224	0.141	0.105
Model-base	-	0.497	0.278	0.166	0.102	0.088
Deep-NVCS	0.861	0.634	0.422	0.247	0.144	0.187
Deep-NVCS-1:1Inc	0.856	0.629	0.419	0.242	0.132	0.186
Base Test						
Model-retrain	-	0.701	0.538	0.412	0.328	0.234
Model-base	-	0.702	0.537	0.414	0.325	0.240
Deep-NVCS	-	0.703	0.537	0.414	0.326	0.239
Deep-NVCS-1:1Inc	-	0.703	0.537	0.414	0.327	0.239

Table 5: Results of our model on the NC-3 Datasets.

New Word	Five nearest neighbours
cat	kitten; tabby; puppy; calico; doll;
motorcycle	motorbike; moped; vehicle; motor; motorbikes;
quidditch	soccer; football; softball; basketball; frisbees;
t-rex	giraffe’s; bull; pony; goat; burger;
samisen	guitar; wii; toothbrushes; purse; contents;

Table 6: The five nearest neighbors of the new words as measured by the activation of the word-embedding layer.

and METEOR are also very low. This is not surprising since there are only a few training examples (i.e. 50) for these three novel concepts and so it is easy to be overwhelmed by other concepts from the original MS COCO dataset.

6.5. Qualitative Results

In Table 6, we show the five nearest neighbors of the new concepts using the activation of the word-embedding layer learned by our Deep-NVCS model. It shows that the learned novel word embedding vectors captures the semantic information from both language and vision. We also show some sample generated sentence descriptions of the base model and our Deep-NVCS model in Figure 7.

7. Conclusion

In this paper, we propose the Novel Visual Concept learning from Sentences (NVCS) task. In this task, methods need to learn novel concepts from sentence descriptions of a few images. We describe a method that allows us to train our model on a small number of images containing novel concepts. This performs comparably with the model retrained from scratch on all of the data if the number of novel concept images is large. Our model performs better than the retrained model when there are only a few training images of novel concepts available. The model is based on an image captioning model [34] with several improvements, particularly the Transposed Weight Sharing (TWS), which leads to a better performance on the novel concept learning task. We construct three novel concept datasets where we validate the effectiveness of our method.

References

- [1] S. Antol, C. L. Zitnick, and D. Parikh. Zero-shot learning via visual abstraction. In *ECCV*, pages 401–416, 2014. 2
- [2] Y. Bengio. Learning deep architectures for ai. *Foundations and trends® in Machine Learning*, 2(1):1–127, 2009. 2, 4
- [3] P. Bloom. *How children learn the meanings of words*. MIT press, 2002. 1
- [4] S. Carey and E. Bartlett. Acquiring a single new word. 1978. 1
- [5] L.-C. Chen, G. Papandreou, I. Kokkinos, K. Murphy, and A. L. Yuille. Semantic image segmentation with deep convolutional nets and fully connected crfs. *ICLR*, 2015. 2
- [6] X. Chen, H. Fang, T. Lin, R. Vedantam, S. Gupta, P. Dollr, and C. L. Zitnick. Microsoft coco captions: Data collection and evaluation server. *arXiv preprint arXiv:1504.00325*, 2015. 6
- [7] X. Chen and C. L. Zitnick. Learning a recurrent visual representation for image caption generation. *arXiv preprint arXiv:1411.5654*, 2014. 2
- [8] K. Cho, B. van Merriënboer, C. Gulcehre, F. Bougares, H. Schwenk, and Y. Bengio. Learning phrase representations using rnn encoder-decoder for statistical machine translation. *arXiv preprint arXiv:1406.1078*, 2014. 2
- [9] J. Donahue, L. A. Hendricks, S. Guadarrama, M. Rohrbach, S. Venugopalan, K. Saenko, and T. Darrell. Long-term recurrent convolutional networks for visual recognition and description. *arXiv preprint arXiv:1411.4389*, 2014. 2
- [10] J. Donahue, Y. Jia, O. Vinyals, J. Hoffman, N. Zhang, E. Tzeng, and T. Darrell. Decaf: A deep convolutional activation feature for generic visual recognition. *arXiv preprint arXiv:1310.1531*, 2013. 5
- [11] M. Elhoseiny, B. Saleh, and A. Elgammal. Write a classifier: Zero-shot learning using purely textual descriptions. In *ICCV*, pages 2584–2591, 2013. 2
- [12] D. Elliott and F. Keller. Comparing automatic evaluation measures for image description. In *ACL*, volume 2, pages 452–457, 2014. 2
- [13] J. L. Elman. Finding structure in time. *Cognitive science*, 14(2):179–211, 1990. 2
- [14] H. Fang, S. Gupta, F. Iandola, R. Srivastava, L. Deng, P. Dollár, J. Gao, X. He, M. Mitchell, J. Platt, et al. From captions to visual concepts and back. *arXiv preprint arXiv:1411.4952*, 2014. 2
- [15] L. Fei-Fei, R. Fergus, and P. Perona. One-shot learning of object categories. *Pattern Analysis and Machine Intelligence, IEEE Transactions on*, 28(4):594–611, 2006. 1, 2
- [16] A. Frome, G. S. Corrado, J. Shlens, S. Bengio, J. Dean, T. Mikolov, et al. Devise: A deep visual-semantic embedding model. In *NIPS*, pages 2121–2129, 2013. 2
- [17] R. Girshick, J. Donahue, T. Darrell, and J. Malik. Rich feature hierarchies for accurate object detection and semantic segmentation. In *CVPR*, 2014. 2
- [18] A. Gupta and P. Mannem. From image annotation to image description. In *ICONIP*, 2012. 2
- [19] T. H. Heibeck and E. M. Markman. Word learning in children: An examination of fast mapping. *Child development*, pages 1021–1034, 1987. 1
- [20] S. Hochreiter and J. Schmidhuber. Long short-term memory. *Neural computation*, 9(8):1735–1780, 1997. 2
- [21] N. Kalchbrenner and P. Blunsom. Recurrent continuous translation models. In *EMNLP*, pages 1700–1709, 2013. 2
- [22] A. Karpathy and L. Fei-Fei. Deep visual-semantic alignments for generating image descriptions. *arXiv preprint arXiv:1412.2306*, 2014. 2
- [23] R. Kiros, R. Salakhutdinov, and R. S. Zemel. Unifying visual-semantic embeddings with multimodal neural language models. *arXiv preprint arXiv:1411.2539*, 2014. 2
- [24] B. Klein, G. Lev, G. Sadeh, and L. Wolf. Fisher vectors derived from hybrid gaussian-laplacian mixture models for image annotation. *arXiv preprint arXiv:1411.7399*, 2014. 2
- [25] A. Krizhevsky, I. Sutskever, and G. E. Hinton. Imagenet classification with deep convolutional neural networks. In *NIPS*, pages 1097–1105, 2012. 2
- [26] G. Kulkarni, V. Premraj, S. Dhar, S. Li, Y. Choi, A. C. Berg, and T. L. Berg. Baby talk: Understanding and generating image descriptions. In *CVPR*, 2011. 2
- [27] B. M. Lake, R. Salakhutdinov, J. Gross, and J. B. Tenenbaum. One shot learning of simple visual concepts. In *Proceedings of the 33rd Annual Conference of the Cognitive Science Society*, volume 172, 2011. 2
- [28] A. Lavie and A. Agarwal. Meteor: An automatic metric for mt evaluation with high levels of correlation with human judgements. In *Workshop on Statistical Machine Translation*, pages 228–231. Association for Computational Linguistics, 2007. 6
- [29] A. Lazaridou, E. Bruni, and M. Baroni. Is this a wampimuk? cross-modal mapping between distributional semantics and the visual world. In *ACL*, pages 1403–1414, 2014. 1, 2
- [30] R. Lebrecht, P. O. Pinheiro, and R. Collobert. Simple image description generator via a linear phrase-based approach. *arXiv preprint arXiv:1412.8419*, 2014. 2
- [31] Y. A. LeCun, L. Bottou, G. B. Orr, and K.-R. Müller. Efficient backprop. In *Neural networks: Tricks of the trade*, pages 9–48. Springer, 2012. 2
- [32] T.-Y. Lin, M. Maire, S. Belongie, J. Hays, P. Perona, D. Ramanan, P. Dollár, and C. L. Zitnick. Microsoft coco: Common objects in context. *arXiv preprint arXiv:1405.0312*, 2014. 2, 5
- [33] M. Malinowski and M. Fritz. A pooling approach to modelling spatial relations for image retrieval and annotation. *arXiv preprint arXiv:1411.5190*, 2014. 2
- [34] J. Mao, W. Xu, Y. Yang, J. Wang, and A. Yuille. Deep captioning with multimodal recurrent neural networks (m-rnn). *arXiv preprint arXiv:1412.6632*, 2014. 1, 2, 3, 4, 6, 8
- [35] J. Mao, W. Xu, Y. Yang, J. Wang, and A. L. Yuille. Explain images with multimodal recurrent neural networks. *arXiv preprint arXiv:1410.1090*, 2014. 2
- [36] T. Mikolov, A. Joulin, S. Chopra, M. Mathieu, and M. Ranzato. Learning longer memory in recurrent neural networks. *arXiv preprint arXiv:1412.7753*, 2014. 2
- [37] T. Mikolov, M. Karafiát, L. Burget, J. Cernocký, and S. Khudanpur. Recurrent neural network based language model. In *INTERSPEECH*, pages 1045–1048, 2010. 2

- [38] T. Mikolov, I. Sutskever, K. Chen, G. S. Corrado, and J. Dean. Distributed representations of words and phrases and their compositionality. In *NIPS*, pages 3111–3119, 2013. [2](#)
- [39] M. Mitchell, X. Han, J. Dodge, A. Mensch, A. Goyal, A. Berg, K. Yamaguchi, T. Berg, K. Stratos, and H. Daumé III. Midge: Generating image descriptions from computer vision detections. In *EACL*, 2012. [2](#)
- [40] W. Ouyang, P. Luo, X. Zeng, S. Qiu, Y. Tian, H. Li, S. Yang, Z. Wang, Y. Xiong, C. Qian, et al. Deepid-net: multi-stage and deformable deep convolutional neural networks for object detection. *arXiv preprint arXiv:1409.3505*, 2014. [2](#)
- [41] K. Papineni, S. Roukos, T. Ward, and W.-J. Zhu. Bleu: a method for automatic evaluation of machine translation. In *ACL*, pages 311–318, 2002. [6](#)
- [42] O. Russakovsky, J. Deng, H. Su, J. Krause, S. Satheesh, S. Ma, Z. Huang, A. Karpathy, A. Khosla, M. Bernstein, A. C. Berg, and L. Fei-Fei. ImageNet Large Scale Visual Recognition Challenge, 2014. [3](#), [5](#)
- [43] R. Salakhutdinov, J. Tenenbaum, and A. Torralba. One-shot learning with a hierarchical nonparametric bayesian model. 2010. [1](#)
- [44] K. Simonyan and A. Zisserman. Very deep convolutional networks for large-scale image recognition. *arXiv preprint arXiv:1409.1556*, 2014. [2](#), [3](#)
- [45] R. Socher, M. Ganjoo, C. D. Manning, and A. Ng. Zero-shot learning through cross-modal transfer. In *NIPS*, pages 935–943, 2013. [2](#)
- [46] R. Socher, Q. Le, C. Manning, and A. Ng. Grounded compositional semantics for finding and describing images with sentences. In *TACL*, 2014. [2](#)
- [47] I. Sutskever, O. Vinyals, and Q. V. Le. Sequence to sequence learning with neural networks. In *NIPS*, pages 3104–3112, 2014. [2](#)
- [48] D. Swingley. Fast mapping and slow mapping in children’s word learning. *Language learning and Development*, 6(3):179–183, 2010. [1](#)
- [49] T. Tommasi, F. Orabona, and B. Caputo. Learning categories from few examples with multi model knowledge transfer. *TPAMI*, 36(5):928–941, 2014. [1](#), [2](#)
- [50] R. Vedantam, C. L. Zitnick, and D. Parikh. Cider: Consensus-based image description evaluation. *arXiv preprint arXiv:1411.5726*, 2014. [2](#)
- [51] O. Vinyals, A. Toshev, S. Bengio, and D. Erhan. Show and tell: A neural image caption generator. *arXiv preprint arXiv:1411.4555*, 2014. [2](#)
- [52] P. Wang, X. Shen, Z. Lin, S. Cohen, B. Price, and A. Yuille. Towards unified depth and semantic prediction from a single image. *CVPR*, 2015. [2](#)
- [53] K. Xu, J. Ba, R. Kiros, A. Courville, R. Salakhutdinov, R. Zemel, and Y. Bengio. Show, attend and tell: Neural image caption generation with visual attention. *arXiv preprint arXiv:1502.03044*, 2015. [2](#)
- [54] M. D. Zeiler and R. Fergus. Visualizing and understanding convolutional networks. In *ECCV*, pages 818–833. Springer, 2014. [5](#)
- [55] J. Zhu, J. Mao, and A. L. Yuille. Learning from weakly supervised data by the expectation loss svm (e-svm) algorithm. In *NIPS*, pages 1125–1133, 2014. [2](#)