

# Leveraging Twitter for Low-Resource Conversational Speech Language Modeling

Aaron Jaech, and Mari Ostendorf

**Abstract**—In applications involving conversational speech, data sparsity is a limiting factor in building a better language model. We propose a simple, language-independent method to quickly harvest large amounts of data from Twitter to supplement a smaller training set that is more closely matched to the domain. The techniques lead to a significant reduction in perplexity on four low-resource languages even though the presence on Twitter of these languages is relatively small. We also find that the Twitter text is more useful for learning word classes than the in-domain text and that use of these word classes leads to further reductions in perplexity. Additionally, we introduce a method of using social and textual information to prioritize the download queue during the Twitter crawling. This maximizes the amount of useful data that can be collected, impacting both perplexity and vocabulary coverage.

## I. INTRODUCTION

CONVERSATIONAL speech is very different in style from broadcast news and prepared speeches, so the language models used in automatic speech recognition (ASR) of conversational speech rely on training from speech transcripts, which are more costly to obtain than more formal written text. Thus, data sparsity is typically the limiting factor

for language model performance. For many less well-studied languages, there is little transcribed speech available and obtaining additional training data in the target domain is no easy task. An attractive alternative to collecting additional data is to direct that effort towards building models that require less training data. Since little additional work is needed to reuse these models, the benefit of this effort is compounded with each new language thus lowering the barrier for bringing ASR to low-resource languages. While new modeling approaches are valuable, it is the case that even these models benefit from additional data, and researchers have long been exploring mechanisms for using out-of-domain data in combination with a small in-domain corpus to build more robust language models. Different sources of spontaneous speech can help with common words, but these are often not available for less well-studied languages. Even with such data, covering domain-specific vocabulary typically means using written text sources for training language models for ASR. Finding informal text that is useful for modeling conversational speech can be a challenge.

The Internet has been an attractive place to go for researchers looking to expand their training data, as described in the next section. However, if done without care, pulling large amounts of data from the Internet will give no benefit. For example, in work on recognizing English conversational speech in broadcast talk shows, the Google n-grams provided no benefit to perplexity or word error rate [1]. Here, we instead

Supported by the Intelligence Advanced Research Projects Activity (IARPA) via Department of Defense US Army Research Laboratory contract number W911NF-12-C-0014. The U.S. Government is authorized to reproduce and distribute reprints for Governmental purposes notwithstanding any copyright annotation thereon. Disclaimer: The views and conclusions contained herein are those of the authors and should not be interpreted as necessarily representing the official policies or endorsements, either expressed or implied, of IARPA, DoD/ARL, or the U.S. Government.

A. Jaech and M. Ostendorf are with the Department of Electrical Engineering, University of Washington, Seattle, WA 98195 USA e-mail: {ajaech,ostendorf}@uw.edu.

propose to use only Twitter for collecting out-of-domain data for ASR language models for conversational speech.

We have several reasons to prefer searching Twitter for data instead of the whole Internet. First, Twitter has a semi-structured format that makes it easy to select the user generated content and ignore ads, boilerplate text and other unwanted text. Second, the writing style is somewhat conversational which is a better match for the conversational speech domain than other types of writing often found on the Internet. Third, since Twitter is used all over the world, we will likely be able to find good data for most of the languages that we care about. Lastly, Twitter provides a friendly API that makes it easy to access a lot of data quickly. When working under a time constraint, we were able to collect as much as 6 million sentences from low resource languages in under 24 hours.

Of course, Twitter text is notoriously noisy in that tweets often contain abbreviated or misspelled forms of words, as well as URLs, hashtags, usernames, etc. In this work, we describe simple language-independent methods for handling these that require filtering out a large amount of data but lead to surprisingly useful text. In fact, we find that Twitter text is more useful for learning word classes than the original in-domain text. The word classes can be used to achieve large reductions in perplexity for low-resource language models. Further, we introduce a prioritizing scheme for downloading text from “useful” users that results in a significant improvement in vocabulary coverage over random selection.

In the remainder of the paper, we begin by summarizing prior work on leveraging text harvested from the web in language modeling in Section II, to provide the context for our work. Next, in Section III, we describe our initial process for collecting data from Twitter and two methods for using the data in language modeling. Section IV contains details of experiments demonstrating the effectiveness of the collection and modeling methods. Finally, in Section V we describe a

method for prioritizing the crawling queue and how it can be applied to improve the utility of additional collected data.

## II. RELATED WORK

This work brings together two strategies for improving language models for conversational speech in limited training data scenarios – web text collection and class language models – but changes key elements in the particular approach for both.

As mentioned previously, there have been several efforts aimed at using text gathered from the web. Early work used the number of search results returned by the search engine as a proxy for the n-gram probability [2], but this method does not capture the domain characteristics of the target task. The penalty for domain-mismatch is quite severe. When working with conversational speech, a small set of conversation transcripts makes for better training data than 100 times as much newswire text [3]. Other studies find that even speech transcripts can be of little utility if there is a formality mismatch, e.g. using broadcast news as out-of-domain data for a conversational task.

A series of papers used frequent in-domain n-grams as queries to Google for collecting text [4], [5], [6] and perplexity filtering for improving the match to the target domain. Good results were obtained on a variety of conversational speech recognition tasks by several sites. Variations on this approach changing the query generation and filtering stages have also been explored [7], [8], [9] or by using cross-entropy rather than perplexity as a data selection criterion [10], [11]. Recent work has shown reduced perplexity and word error rate for a task of transcribing university YouTube videos [12]. Unfortunately, this method was not effective for the low-resource languages we are working with, perhaps because of the specific choice of languages. Other recent alternatives have used targeted text collections, e.g. broadcast news transcripts [1] and RSS feeds [13].

Schlippe et al. [13] also collected Twitter text for augmenting the language model training data and the vocabulary for a French news transcription task, which led to a small (1.5% relative) reduction in word error rate. The tweets are collected using topic words from the RSS feeds for a 5-day period before the show, and text normalization uses language-specific knowledge (dictionary spell checking and abbreviation expansion). Key differences in our use of Twitter text are the focus on general conversational speech rather than recent news topics, simple text normalization methods that are minimally language-dependent, and the introduction of a new prioritization strategy for rapid collection.

A standard approach to incorporating web text in language modeling is via n-gram mixture models, where component n-grams are trained on different data sources. Class language models [14] have been used to reduce the number of parameters in the model for combining data from different domains [15], but also to provide more degrees of freedom in mixture model combinations of data from different sources by allowing history-dependent mixture weights using classes [6]. Because of the limited resources, the work here emphasizes reducing the number of parameters, but the novel contribution is using the out-of-domain data to learn the word classes, which turn out to be more powerful than those learned on the sparse in-domain data.

### III. TWITTER TEXT FOR LANGUAGE MODELING

#### A. *Twitter Data Collection*

A small set of in-domain data forms the basis from which the data collection is bootstrapped. We want to query Twitter using phrases from the in-domain data to find additional phrases from a similar distribution. The queries are composed of bigrams from the in-domain data taken in descending order of frequency. Not all bigrams from the in-domain data are suitable queries. For example, due to code switching the

randomly chosen query may not actually be in the target language. If the chosen query happens to be in English but the target language is Bengali, then keeping this query could pose a significant problem. If the query matches an English bigram then an overwhelming amount of irrelevant results will be returned. This can be avoided by checking that the query results overlap in vocabulary with the in-domain data and discarding queries that fail to meet a minimum threshold. In our experiments, we required an in-vocabulary hit rate of at least 10%.

Instead of using the query results directly, we take the set of users who matched our query and then collect the entire history (up to 2,000 tweets per user) of those users' posts. By taking the users' histories, instead of using the query results directly, we gather sentences that have no overlap with our query words and avoid over-representing the queries in the collected data.

Like previous researchers [13], we find it necessary to do significant cleaning of the Twitter text before building any language models. In the cleaning process, tokens such as URLs and hashtags are removed but other out-of-vocabulary (OOV) tokens such as mentions (“@username”) are left in place to provide appropriate context breaks when building the language model. Capitalization is standardized when appropriate for that language. We perform duplicate sentence removal to deal with spam and retweets. We found a consistent but small gain from exempting very short tweets (those consisting of one or two words) from the de-duplication. Presumably, this is because many short phrases are naturally repeated many times in conversation but the same is not true for longer phrases.

After the text is cleaned, much of the collected data is still not useful for training the language model due to topic and style mismatch. We would like to select, from all of the collected text, the sentences that are the best match to our target domain.

When the in-domain data is very limited, in-vocabulary hit rate with respect to the target domain provides a useful proxy for stylistic and topical similarity. In prior work [6], we found that a two-stage process of vocabulary hit rate followed by perplexity filtering was useful. Here, efforts to use the estimated n-gram probabilities to rank the Twitter sentences were not successful. There are two possible reasons for this. First, the in-domain LM training data is small and perplexity estimates on individual sentences have high variance. Second, for the high vocabulary growth rate languages explored here, many of the words are not in-vocabulary, so n-gram context is often broken and unigrams dominate the score.

We put a threshold on the in-vocabulary (IV) hit rate to decide which sentences we will keep and choose the threshold that minimizes perplexity on a held-out set. Obviously, there is a trade-off between the amount of data used to build the language model and the degree to which the data matches the target domain. The optimal threshold depends upon the amount of data we have to begin with. As the size of the unfiltered data increases, the optimal filtering threshold becomes more aggressive. This is most easily seen in Figure 1 when the unfiltered data size ranges from 14 million to 27 million tokens. Even though the 27 million token data is almost twice as big as the 14 million token one, the more aggressive filtering threshold on the bigger source causes them both to have about the same number of tokens after filtering. In our experiments the optimal vocabulary hit rate threshold tends to fall between 50% and 70%. Typically, only a small percentage of sentences have IV hit rates above the chosen threshold.

### B. Language Modeling Approaches

After filtering, the Twitter LM is built from the remaining sentences concatenated with the in-domain data. The LM is a trigram model with modified Kneser-Ney smoothing and is built using the SRILM toolkit [16]. This is interpolated with

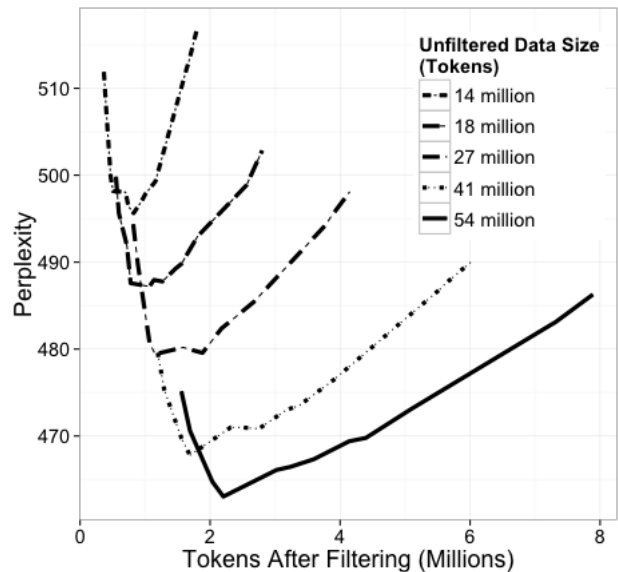


Fig. 1. Optimal IV Threshold for Filtering Bengali Twitter Data

another LM built only from the target domain data. Here, the vocabulary is restricted to the words found in the in-domain data.

Concatenating the Twitter data with the in-domain data ensures that the full vocabulary from the in-domain data is represented in the language model training data. Thus, the mixture model combines two components: in-domain only and the in-domain plus Twitter combination. The size of the in-domain data, in our case, is typically less than 1% of the size of the Twitter data. Except for rare words that only appear in the in-domain data, the n-gram counts of the in-domain plus Twitter combination are dominated by the Twitter data.

As noted earlier, prior work has shown that class-based models can be useful for combining data from multiple domains, though much of the work used part-of-speech (POS) classes. There is no POS tagger readily available for the languages we are working with. Instead, we need to learn the word class assignments from the data. Specifically, we use the unsupervised hierarchical clustering approach from Brown et al. [14]. The clustering algorithm attempts to find the assignment of words to clusters that maximizes the mutual

information between adjacent tokens in the data. This corresponds to maximizing the likelihood of the data assuming a bigram model.

The benefit of using word classes is that the resulting language model can have fewer parameters than a word-based n-gram model. In our case, the in-domain training text is so small that it can be a real advantage to have fewer parameters to learn in the language model. The problem is that if the data is too small to reliably estimate word transition probabilities ( $p(w_i|w_{i-1})$ ), then it will also be difficult to learn a good partitioning of the words into classes.

Our hypothesis is that the advantage in learning the word class assignments on the Twitter data, which solves the data sparsity problem, outweighs any performance penalty that is incurred due to domain mis-match. This differs from the traditional approach where the class assignments ( $w_i \in c_j$ ) are learned from the same training text which is used to estimate the class transition probabilities ( $p(c_i|c_{i-1})$ ) and the word probabilities ( $p(w_i|c_j)$ ). Twitter data, in these experiments, refers to the concatenation of the text downloaded from Twitter with our in-domain data for the reasons described above. The experiments in Section IV-C will compare learning the class assignments on out-of-domain data (hybrid method) to the traditional approach (baseline).

## IV. EXPERIMENTS

### A. Experimental Data

The in-domain data used in the experiments in this paper comes from the IARPA Babel program.<sup>1</sup> This program focuses on keyword search for low-resource languages. The languages are low resource in the sense that they have fewer native speakers than the languages receiving the most attention from researchers and also in the sense that the provided training data is small in comparison to what is typically used. We

<sup>1</sup><http://www.iarpa.gov/index.php/research-programs/babel>

exclusively focused on the so-called limited language pack, which consists of only ten hours of recorded telephone conversations. Our experiments were conducted using the Bengali, Tamil, Turkish and Zulu languages. The languages that we selected for our experiments have the largest vocabulary sizes (See Table I) of the languages in the Babel program and thus suffer the most from the data sparsity problem. As a point of comparison, Tagalog, which was not used in our experiments, has one third as many vocabulary items as Tamil.

TABLE I  
LANGUAGE VOCABULARY SIZE

Language	Types	Tokens
Bengali	7,932	72,614
Tamil	14,264	70,258
Turkish	10,069	67,362
Zulu	13,628	58,027

### B. N-gram Language Models

We performed data collection and language model training experiments on the Bengali, Tamil, Turkish and Zulu languages. We were able to collect useful data for each of the four languages as seen in Table II. The data collection experiment was especially successful for Turkish and Bengali. For both of those languages the interpolation weight given to the Twitter LM was over 20% and the corresponding reduction in perplexity was more than 12%.

TABLE II  
TWITTER DATA COLLECTION EXPERIMENT RESULTS

Lang.	Users	Lines	$\Delta$ PPL	Weight
Bengali	12k	7.7M	12.5%	.21
Tamil	13k	4.7M	7.5%	.18
Turkish	7k	13.6M	13.6%	.27
Zulu	3k	5.2M	5.1%	.11

A large amount of data was also collected for Zulu and Tamil although the perplexity reduction was not as large as it was for Bengali and Turkish. There are a few possible explanations for this outcome. Both Zulu and Tamil have larger vocabularies (See Table I) than the other languages, which

makes it hard to find enough webtext to adequately cover the vocabulary. For Zulu, there is an overlap in the character set with English and many Zulu speakers also tweet in English. The official Babel data also has some English words in the Zulu vocabulary. These factors combine to make it difficult to prevent the Zulu Twitter data from being polluted by a large amount of English text and could explain the relatively small gain for Zulu. However, as we shall see in the next section, the Zulu data is quite useful in the class n-gram model.

### C. Class N-gram Models

Experiments were performed for the Bengali, Tamil, Turkish, and Zulu languages. We modified Liang’s [17] implementation of the Brown clustering algorithm [14] for our experiments. Our modifications take care of merging the class assignments from the Twitter data with the probability estimates from the in-domain data. Another modification used multithreading to increase the speed of the algorithm, making it tractable to operate on larger vocabularies. Each clustering experiment uses 500 word classes. The class LMs are trigram models with Witten-Bell smoothing [18].

The hybrid method differs from the baseline in the use of one set of data (from Twitter) to learn the class assignments and another set of data to learn the word and class probabilities (Babel data). We used two baselines to compare our hybrid method with the traditional approach as applied to both the Twitter data and the Babel data respectively. As before, the Twitter data for these experiments has been concatenated with the in-domain data.

TABLE III  
PERPLEXITY OF WORD CLASS LANGUAGE MODELS

Language	In-Domain Baseline	Twitter Baseline	Hybrid Method
Bengali	284	314	256
Tamil	441	397	367
Turkish	280	263	236
Zulu	318	286	240

In Table III we list the perplexity of the class language models on the held-out in-domain data. For each of the three languages, the hybrid method has a substantially lower perplexity than either of the baselines. The average perplexity improvement is more than 10%. This validates our hypothesis that the word classes learned from the Twitter data would generalize well.

TABLE IV  
TURKISH LM INTERPOLATION RESULTS

Model	Babel	Babel + Twitter
Word Trigram	245	210
Class Trigram	280	236
Word + Class	239	199

It is also important to look at what happens when we interpolate the class LM with the word based LMs from Section IV-B. Specifically we were interested in finding whether there is an advantage in interpolating the class n-gram model with our word-based language models and how much each language model contributes to the result. Table IV lists the perplexities of each of the individual LMs and the combination LM for Turkish. Although the class-based LM by itself is worse than the Twitter word-based LM, the word + class combination LM is substantially better than any of the individual models. In the interpolated combination, the class LM received 38% of the weight and the Babel + Twitter word LM received 62% of the weight. Using the same technique of combining a word LM with a class LM without the Twitter data gives only a small 3% reduction in perplexity. The 19% reduction in perplexity over the Babel word trigram model, obtained by the Twitter word+class combination LM, comes from the superior class assignments learned on the Twitter data.

TABLE V  
PERPLEXITY IMPROVEMENTS WITH CLASS BASED LMS

Language	Baseline	Combined	$\Delta$ PPL
Bengali	268	222	17%
Tamil	381	325	15%
Turkish	245	199	19%
Zulu	289	234	19%

Similar perplexity reductions were achieved by the combination LMs for Bengali, Tamil, and Zulu. (See Table V.) Tamil, whose 15% perplexity improvement is the least of all the languages, is still twice the improvement obtained in the initial experiment from Table II. For Zulu, the initial experiments failed to give much of an improvement in perplexity but using the class LMs a strong perplexity reduction of 19% was obtained. This is in spite of the relatively small amount of Twitter data available in these two languages.

## V. USING SOCIAL INFORMATION TO PRIORITIZE DATA COLLECTION

Due to the strong relationship between the amount of available Twitter data and the LM perplexity (see Figure 1), it is desirable to have as much useful data as possible. After obtaining an initial download of Twitter data in response to the selected queries, it is possible to expand our search across social connections. Adding the social connections of the already downloaded users to the download queue will allow us to discover new content when our source of seed queries is exhausted. However, any attempt at crawling the Internet will quickly run into the problem that the rate of growth of the download queue far exceeds the rate at which it can be processed. For example, after processing the first 4,000 Tamil speaking Twitter users there were 200,000 additional users in the queue. Internet search engines deal with this problem by prioritizing the queue such that the most important or useful pages are visited first [19]. If such a strategy were not employed, many useful pages would be so far back in the queue that they would effectively never be reached. Such concerns are even more relevant when the data is accessed through an API that places limits or costs on each request. In this section, we look at the feasibility of applying queue ranking methods to our task.

### A. Methodology

In order to rank the Twitter users, we need to define some measure of quality or usefulness. We will use the invocabulary hit rate as our measure of usefulness since we know from previous experiments that this leads to reduction in language model perplexity. The task is to predict the utility of a user’s data using information gleaned from that user’s social connections. The social connections are grouped into three categories: mentions (a direct reference to a user in a public Tweet), followers (people who subscribe to the user’s Twitter feed) and reverse followers (people who the user subscribes to). Our features will consist of statistics aggregated over each social connection type. For example, the bigram hit rate statistic will produce three features—namely, the average bigram hit rate for people who mention, follow, or reverse follow the user. The statistics that we consider are unigram and bigram hit rates, perplexity, character set matching and the number of sentences after de-duplication and filtering. The post-filtering sentence count is a rough measure of how much data per user ends up actually being used to train the language model. In addition, we add the degree of each user in the social graph as a feature. This is computed separately for each of the three types of edges.

We use random forest regression [20] to predict the user priority from the features. An alternative ranking scheme, Edge Count Ranking, prioritizes the download queue based on the cardinality of the set of edges that connect the seed data to the users in the queue. In this ranking, the next user to be visited will be the one who has the most social connections to the set of users who have already been visited. These two ranking methods are compared against a random baseline that processes the queue in random order.

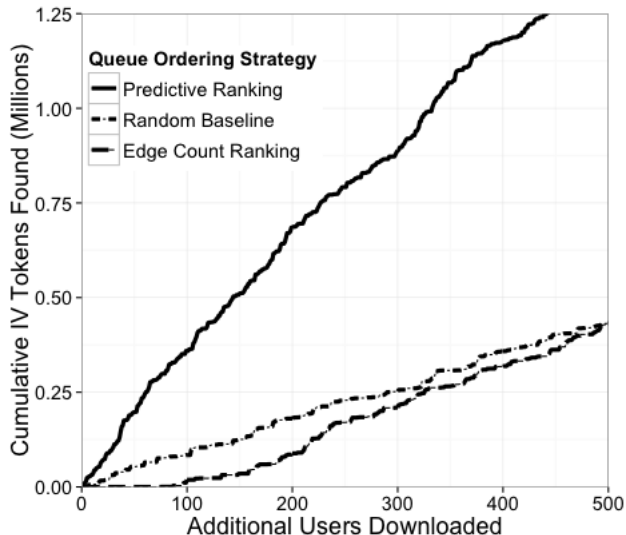


Fig. 2. IV Tokens Gathered by Crawling Strategy

### B. Queue Prioritization Experiment

We tested our method for prioritizing the crawling queue using Bengali language Twitter users. In order to properly compare the various methods we first collected a data set of 10,785 Twitter users. (5,684 users came from our search queries and an additional 5,103 came from those users’ social connections.) The way the queue ranking works is to first download a small set of users and use that as training data to learn a ranking for the rest of the download queue. We randomly selected 300 users for our training set. The ranking methods were used to order the remaining 10,000+ users in the simulated download queue.

In Figure 2, we show the cumulative in-vocabulary tokens obtained as an additional 500 users are processed from the download queue for each of the three prioritization strategies. The predictive ranking provides three times as many in-vocabulary tokens as either the edge count ranking or the random baseline. Figure 3 is similar but shows the cumulative vocabulary coverage (types) where the vocabulary is taken from a held-out dev set different from the text used to produce the Twitter queries. The horizontal line represents the type coverage of the in-domain training data. The predictive

ranking covers an additional 10% of the dev-set vocabulary compared to either of the other strategies. More than 53% of the vocabulary types and about 9% of the tokens in the dev-set are not found in the in-domain training data. The Twitter data downloaded using the predictive ranking covers 56% of these previously unseen vocabulary types, substantially outperforming the edge count ranking and the random baseline. The match between the vocabulary of the data obtained with the predictive ranking with the in-domain data is an indication of the value of the predictive ranking strategy.

The most important features for the predictive ranking (as measured by the average decrease in node impurity in the random forest regression model) are average number of reverse followers in the training set, average sentence count after filtering among followers in the training set and average sentence count after filtering among mentioners in the training set. Even though edge features highly influence the predictive ranking model, the edge count ranking is worse than the predictive ranking on both of the type coverage and the cumulative IV token metrics. This is because there are high edge count connections from Bengali speaking Twitter users to international celebrities, which fools the edge count ranking strategy but not the random forest regression. (The top followed Twitter user by Bengali speakers is @BarackObama followed by @BillGates.)

We created language models from the downloaded data to compare the effectiveness of the ranking strategies. The language models used the data from the 300 users in the training set as well as the additional users selected by each of the respective ranking strategies. Table VI lists the resulting perplexities on the held-out in-domain data. The predictive ranking LM achieved a 17% reduction in perplexity over the random baseline after downloading 500 users from the queue. When less than 500 additional users are downloaded, the predictive ranking has a better perplexity than the edge



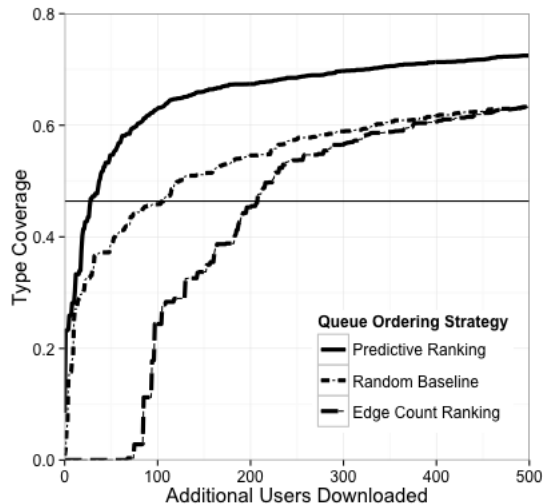


Fig. 3. Vocabulary Type Coverage by Crawling Strategy

TABLE VI  
QUEUE RANKING STRATEGY LM PERPLEXITY COMPARISON

	150 Users	300 Users	500 Users
Predictive Ranking	533	512	490
Edge Ranking	547	524	491
Random Baseline	581	572	559

ranking. However, once enough data has been acquired the difference in perplexity between the two ranking systems is small. We reached two conclusions from this experiment: either of the two ranking systems is better than not doing any ranking and the predictive ranking has a definite advantage at covering the in-domain vocabulary.

The amount of data used for these language models is small compared to the previous experiments from Table III. As a result, the perplexities are much larger. However, if more data is downloaded the size of the queue will expand and the predictive ranking will continue to have an advantage. In a real-world application, the predictive ranking model would be retrained as additional batches of users are downloaded for maximum performance.

## VI. CONCLUSIONS AND FUTURE WORK

We have shown that Twitter data is useful for modeling conversational speech in a variety of languages. The high weights assigned to the Twitter data in the mixture models

proves the point. As a point of comparison, using Turkish newspaper text in the mixture model only got 2% weight compared to the 27% weight assigned to the Twitter data. The combination of Twitter data with the use of class language models is an especially strong result. The approximately 20% reduction in perplexity would be hard to achieve by means of collecting additional in-domain speech data without incurring significant collection costs.

There are still many pieces of unexploited information that could be used to improve the language modeling. For example, further analysis and clustering of the Twitter social graph could reveal linguistic subgroups. Additionally, selected Tweets have GPS tagging enabled, which could be used to automatically identify and model regional dialects.

In the introduction we mention that one reason to prefer collecting data from Twitter is the ease and speed with which the data can be collected. Our method for prioritizing the download queue builds off this advantage to increase the amount of data collected and maximize the vocabulary coverage, which justifies increased effort in searching and crawling. Since the data gathered using the predictive ranking contains many vocabulary types from held-out data, it could be used for vocabulary expansion. The real-world benefit of our predictive ranking approach is sensitive to the rate limits of the Twitter API. For simplicity, these considerations were not taken into account in our experiments but, should be addressed in future work.

## REFERENCES

- [1] A. Marin, S. Feldman, M. Ostendorf, and M. Gupta, "Filtering web text to match target genres," in *Proc. ICASSP*, 2009, pp. 3705–3708.
- [2] X. Zhu and R. Rosenfeld, "Improving trigram language modeling with the World Wide Web," in *Proc. ICASSP*, 2001, pp. 1:533–536.
- [3] R. Rosenfeld, "Two decades of statistical language modeling: where do we go from here?" *Proc. IEEE*, vol. 88, no. 8, pp. 1270–1278, 2000.
- [4] I. Bulyko, M. Ostendorf, and A. Stolcke, "Getting more mileage from

- web text sources for conversational speech language modeling using class-dependent mixtures,” in *Proc. HLT/NAACL*, 2003, pp. 7–9.
- [5] S. Schwarm, I. Bulyko, and M. Ostendorf, “Adaptive language modeling with varied sources to cover new vocabulary items,” *IEEE Trans. Speech and Audio*, vol. 12, no. 3, pp. 334–342, 2004.
- [6] I. Bulyko, M. Ostendorf, M. Siu, T. Ng, A. Stocke, and C. Ozgur, “Web resources for language modeling in conversational speech recognition,” *ACM Transactions on Speech and Language Processing*, vol. 5, no. 1, pp. 1–xx, 2007.
- [7] A. Sethy, P. Georgiou, and S. Narayanan, “Building topic-specific language models from webdata using competitive models,” in *Proc. Interspeech*, 2005, pp. 1293–1296.
- [8] R. Sarikaya, A. Gravano, and Y. Gao, “Rapid language model development using external resources for new spoken dialog domains,” in *Proc. ICASSP*, vol. I, 2005, pp. 573–576.
- [9] K. Yoshino, S. Mori, and T. Kawahara, “Incorporating semantic information to selection of web texts for language model of spoken dialogue system,” in *Acoustics, Speech and Signal Processing (ICASSP), 2013 IEEE International Conference on*, May 2013, pp. 8252–8256.
- [10] R. Moore and W. Lewis, “Intelligent selection of language model training,” in *Proc. ACL*, 2010.
- [11] A. Axelrod, X. He, and J. Gao, “Domain adaptation via pseudo in-domain data selection,” in *Proc. EMNLP*, 2011.
- [12] G. Lecorve, J. Dines, T. Hain, and P. Motlicek, “Supervised and unsupervised web-based language model domain adaptation,” in *Proc. Interspeech*, 2012.
- [13] T. Schlippe, L. Gren, N. T. Vu, and T. Schultz, “Unsupervised language model adaptation for automatic speech recognition of broadcast news using web 2.0,” in *Proc. Interspeech*, 2013.
- [14] P. F. Brown, V. J. D. Pietra, P. V. deSouza, J. C. Lai, and R. L. Mercer, “Class-based n-gram models of natural language,” *Computational Linguistics*, vol. 18, no. 4, pp. 467–479, 1992.
- [15] R. Iyer and M. Ostendorf, “Transforming out-of-domain estimates to improve in-domain language models,” in *Proc. Eurospeech*, vol. 4, 1997, pp. 1975–1978.
- [16] A. Stolcke, “SRILM – an extensible language modeling toolkit,” in *Proc. ICSLP*, 2002, pp. 901–904.
- [17] P. Liang, “Semi-supervised learning for natural language,” Ph.D. dissertation, Massachusetts Institute of Technology, 2005.
- [18] I. H. Witten and T. Bell, “The zero-frequency problem: Estimating the probabilities of novel events in adaptive text compression,” *Information Theory, IEEE Transactions on*, vol. 37, no. 4, pp. 1085–1094, 1991.
- [19] J. Cho, H. Garcia-Molina, and L. Page, “Efficient crawling through url ordering,” *Comput. Netw. ISDN Syst.*, vol. 30, no. 1-7, pp. 161–172, 1998. [Online]. Available: [http://dx.doi.org/10.1016/S0169-7552\(98\)00108-1](http://dx.doi.org/10.1016/S0169-7552(98)00108-1)
- [20] A. Liaw and M. Wiener, “Classification and regression by randomforest,” *R News*, vol. 2, no. 3, pp. 18–22, 2002. [Online]. Available: <http://CRAN.R-project.org/doc/Rnews/>