

# Strong polarization dependence of electronic transport in a graphene dressed by light

K. Kristinsson,<sup>1</sup> O. V. Kibis,<sup>2,1</sup> S. Morina,<sup>1,3</sup> and I. A. Shelykh<sup>1,3</sup>

<sup>1</sup>*Division of Physics and Applied Physics, Nanyang Technological University 637371, Singapore*

<sup>2</sup>*Department of Applied and Theoretical Physics, Novosibirsk State Technical University, Karl Marx Avenue 20, Novosibirsk 630073, Russia*

<sup>3</sup>*Science Institute, University of Iceland, Dunhagi-3, IS-107, Reykjavik, Iceland*

We demonstrated theoretically that strong interaction of conduction electrons in graphene with a high-frequency electromagnetic field crucially changes stationary (dc) transport properties of the electrons. Particularly, the transport properties strongly depend on the polarization of the field: A circularly polarized field monotonically decreases the isotropic conductivity of graphene, whereas a linearly polarized field results in the oscillating behavior of the conductivity and its giant anisotropy which can reach thousands of percents. The claimed effects can be observed experimentally in a graphene subjected to a strong monochromatic electromagnetic wave (dressing field) propagating perpendicularly to the graphene sheet.

PACS numbers: 73.22.Pr, 73.23.-b, 72.10.-d

*Introduction.*— Since the discovery of graphene — a monolayer of carbon atoms<sup>1</sup> — it attracts persistent interest of the scientific community. Particularly, the influence of an electromagnetic field on the electronic properties of graphene is in focus of attention<sup>2,3</sup>. Usually, the electron-field interaction is considered within the regime of weak light-matter coupling, where the electron energy spectrum is assumed to be unperturbed by photons. However, a lot of interesting physical effects can be expected within the regime of strong light-matter coupling, where the electron energy spectrum is strongly modified by a high-frequency electromagnetic field. Following the conventional classification, this regime is jurisdictional to quantum optics which is an established part of modern physics<sup>4,5</sup>. Therefore, the developing of interdisciplinary research at the border between graphene physics and quantum optics is on the scientific agenda.

The methodology of quantum optics lies at the basis of various exciting fields of modern physics, including quantum information<sup>6</sup>, polaritonics<sup>7</sup>, quantum teleportation<sup>8,9</sup>, quantum cryptography<sup>10,11</sup>, etc. Particularly, it allows to describe fundamental physical effects (e.g., Bose-Einstein condensation of polaritons<sup>12</sup> and optical bistability<sup>13</sup>) and creates a basis of modern technological applications (e.g., optical logic circuits<sup>14</sup>, novel sources of terahertz emission<sup>15</sup>, and novel types of lasers<sup>16,17</sup>). Within the quantum optics approach, the system “electron + strong electromagnetic field” should be considered as a whole. Such a bound electron-field system, which was called “electron dressed by field” (dressed electron), became a commonly used model in modern physics<sup>4,5</sup>. The field-induced modification of the energy spectrum and wave functions of dressed electrons was discovered many years ago and has been studied in detail in various atomic systems<sup>18–23</sup> and condensed matter<sup>24–33</sup>. In graphene related research, the attention has been paid to the field-induced modification of electron energy spectrum of dressed graphene<sup>34–40</sup>, optical response of dressed electrons in graphene<sup>41</sup>, tunneling of dressed electrons in graphene<sup>42</sup>, topological insulator

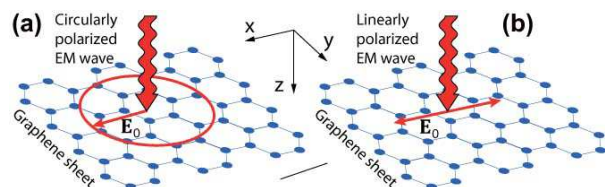


FIG. 1: (Color online) Sketch of the electron-field system under consideration: The graphene sheet dressed by (a) circularly polarized electromagnetic wave with the amplitude  $E_0$  and (b) linearly polarized one.

based on dressed graphene<sup>43</sup>. However, stationary (dc) transport properties of dressed electrons in graphene still await detailed analysis. The present Letter is aimed to fill partially this gap at the border between graphene physics and quantum optics.

*Model.*— For definiteness, we will restrict our consideration to the case of electron states near the Dirac point of a single graphene sheet subjected to an electromagnetic wave propagating perpendicularly to the graphene plane. Let the graphene sheet lie in the plane  $(x, y)$  at  $z = 0$ , and the wave propagate along the  $z$  axis [see Fig. (1)]. Then electronic properties of the graphene are described by the Hamiltonian<sup>2,3</sup>

$$\hat{\mathcal{H}} = v\boldsymbol{\sigma} \cdot (\hbar\mathbf{k} - e\mathbf{A}), \quad (1)$$

where  $\boldsymbol{\sigma} = (\sigma_x, \sigma_y)$  is the Pauli matrix vector,  $\mathbf{k} = (k_x, k_y)$  is the electron wave vector in the graphene plane,  $v$  is the electron velocity in graphene near the Dirac point,  $e$  is the electron charge, and  $\mathbf{A} = (A_x, A_y)$  is the vector potential of the electromagnetic wave in the graphene plane. Solving the non-stationary Schrödinger equation with the Hamiltonian (1), we can obtain both the energy spectrum of electrons dressed by the electromagnetic field and their wave functions.

For the case of the circularly polarized electromagnetic

field with the vector potential

$$\mathbf{A} = \left( \frac{E_0}{\omega} \cos \omega t, \frac{E_0}{\omega} \sin \omega t \right),$$

we arrive to the energy spectrum of the dressed electrons,

$$\varepsilon_{\mathbf{k}} = \pm \sqrt{(\varepsilon_g/2)^2 + (\hbar v k)^2}, \quad (2)$$

where signs “+” and “−” correspond to the conduction band and valence band of graphene, respectively,

$$\varepsilon_g = \sqrt{(\hbar \omega)^2 + (2veE_0/\omega)^2} - \hbar \omega$$

is the field-induced band gap in graphene<sup>37</sup>,  $E_0$  is the amplitude of electric field of the electromagnetic wave, and the field frequency  $\omega$  is assumed to satisfy the condition of  $\omega \gg \sqrt{2veE_0/\hbar}$ . Correspondingly, wave functions of electrons dressed by the circularly-polarized field read as

$$\begin{aligned} \psi_{\mathbf{k}} = & \varphi_{\mathbf{k}}(\mathbf{r}) e^{-i\varepsilon_{\mathbf{k}} t/\hbar} \left[ \sqrt{\frac{|\varepsilon_{\mathbf{k}}| \mp \varepsilon_g/2}{2|\varepsilon_{\mathbf{k}}|}} e^{-i\theta/2} \Phi_1(\mathbf{r}) \right. \\ & \left. \pm \sqrt{\frac{|\varepsilon_{\mathbf{k}}| \pm \varepsilon_g/2}{2|\varepsilon_{\mathbf{k}}|}} e^{i\theta/2} \Phi_2(\mathbf{r}) \right], \end{aligned} \quad (3)$$

where  $\mathbf{r} = (x, y)$  is the electron radius-vector in the graphene plane,  $\Phi_{1,2}(\mathbf{r})$  are the periodical functions arisen from atomic  $\pi$ -orbitals of the two crystal sublattices of graphene<sup>2</sup>,  $\varphi_{\mathbf{k}}(\mathbf{r}) = e^{i\mathbf{k}\cdot\mathbf{r}}/\sqrt{S}$  is the plane electron wave,  $S$  is the graphene area, and  $\theta$  is the azimuth angle of electron in the space of wave vector,  $\mathbf{k} = (k \cos \theta, k \sin \theta)$ . In the case of linearly polarized electromagnetic field with the vector potential

$$\mathbf{A} = \left( \frac{E_0}{\omega} \cos \omega t, 0 \right)$$

directed along the  $x$  axis, the energy spectrum of the dressed electrons reads as

$$\varepsilon_{\mathbf{k}} = \pm \hbar v k f(\theta), \quad (4)$$

and the corresponding wave functions of dressed electrons are

$$\begin{aligned} \psi_{\mathbf{k}} = & \varphi_{\mathbf{k}}(\mathbf{r}) e^{-i\varepsilon_{\mathbf{k}} t/\hbar} \sqrt{\frac{\cos \theta + f(\theta)}{4f(\theta)}} \left( [\Phi_1(\mathbf{r}) \pm \Phi_2(\mathbf{r})] \right. \\ & \times e^{\pm i(veE_0/\hbar \omega^2) \sin \omega t} - i \frac{\sin \theta}{\cos \theta + f(\theta)} J_0 \left( \frac{2veE_0}{\hbar \omega^2} \right) \\ & \left. \times [\Phi_1(\mathbf{r}) \mp \Phi_2(\mathbf{r})] e^{\mp i(veE_0/\hbar \omega^2) \sin \omega t} \right), \end{aligned} \quad (5)$$

where

$$f(\theta) = \sqrt{\cos^2 \theta + J_0^2 \left( \frac{2veE_0}{\hbar \omega^2} \right) \sin^2 \theta},$$

$J_0(z)$  is the Bessel function of the first kind, and the field frequency  $\omega$  is assumed to satisfy the condition of  $\omega \gg vk$ . The energy spectra of dressed electrons, (2) and (4), are pictured schematically in Fig. 2. The consistent derivation of Eqs. (2)–(5) can be found within the Supplemental Material attached to the Letter.

Let us consider the scattering of dressed electrons in graphene under the influence of a scattering potential  $U(\mathbf{r})$ . Assuming the scattering potential to be smooth within an elementary crystal cell of graphene and substituting the wave functions of dressed electrons (2)–(5) into the conventional expression for the Born scattering probability<sup>46</sup>,

$$w_{\mathbf{k}'\mathbf{k}} = \frac{2\pi}{\hbar} |\langle \psi_{\mathbf{k}'} | U(\mathbf{r}) | \psi_{\mathbf{k}} \rangle|^2 \delta(\varepsilon_{\mathbf{k}'} - \varepsilon_{\mathbf{k}}), \quad (6)$$

we can describe the effect of dressing field on the scattering. For the smooth scattering potential  $U(\mathbf{r})$ , we can write the scattering matrix elements in Eq. (6) as

$$\langle \Phi_i(\mathbf{r}) \varphi_{\mathbf{k}'}(\mathbf{r}) | U(\mathbf{r}) | \Phi_j(\mathbf{r}) \varphi_{\mathbf{k}}(\mathbf{r}) \rangle \approx U_{\mathbf{k}'\mathbf{k}} \delta_{ij},$$

where  $U_{\mathbf{k}'\mathbf{k}} = \langle \varphi_{\mathbf{k}'}(\mathbf{r}) | U(\mathbf{r}) | \varphi_{\mathbf{k}}(\mathbf{r}) \rangle$ , and  $\delta_{ij}$  is the Kronecker delta. As a result, the scattering probability (6) takes the final form

$$w_{\mathbf{k}'\mathbf{k}} = \frac{2\pi}{\hbar} |\chi_{\mathbf{k}'\mathbf{k}}|^2 |U_{\mathbf{k}'\mathbf{k}}|^2 \delta(\varepsilon_{\mathbf{k}'} - \varepsilon_{\mathbf{k}}), \quad (7)$$

where

$$\begin{aligned} \chi_{\mathbf{k}'\mathbf{k}} = & \sqrt{\frac{|\varepsilon_{\mathbf{k}'}| - \varepsilon_g/2}{2|\varepsilon_{\mathbf{k}'|}} \sqrt{\frac{|\varepsilon_{\mathbf{k}}| - \varepsilon_g/2}{2|\varepsilon_{\mathbf{k}}|}} e^{i(\theta' - \theta)/2} \\ & + \sqrt{\frac{|\varepsilon_{\mathbf{k}'}| + \varepsilon_g/2}{2|\varepsilon_{\mathbf{k}'|}} \sqrt{\frac{|\varepsilon_{\mathbf{k}}| + \varepsilon_g/2}{2|\varepsilon_{\mathbf{k}}|}} e^{-i(\theta' - \theta)/2} \end{aligned}$$

for the case of circularly polarized dressing field, and

$$\begin{aligned} \chi_{\mathbf{k}'\mathbf{k}} = & \sqrt{\frac{\cos(\theta') + f(\theta')}{2f(\theta')}} \sqrt{\frac{\cos(\theta) + f(\theta)}{2f(\theta)}} \\ & \times \left[ 1 + \frac{\sin(\theta')}{\cos(\theta') + f(\theta')} \frac{\sin(\theta)}{\cos(\theta) + f(\theta)} J_0^2 \left( \frac{2veE_0}{\hbar \omega^2} \right) \right] \end{aligned}$$

for the case of linearly polarized dressing field.

In what follows, we will assume that the wave frequency,  $\omega$ , meets the condition

$$\omega \tau_0 \gg 1, \quad (8)$$

where  $\tau_0$  is the electron relaxation time in an unirradiated graphene. It is well-known that the intraband (collisional) absorption of wave energy by conduction electrons is negligibly small under condition (8) (see, e.g., Refs. [32,44,45]). Thus, the considered electromagnetic wave can be treated as a purely dressing field which can be neither absorbed nor emitted by conduction electrons. As a consequence, the field does not heat the electron

gas and, correspondingly, does not change the equilibrium distribution function of electrons<sup>32</sup>. Therefore, the dressing field influences on the stationary (dc) transport of dressed electrons only through the renormalization of the scattering probability given by Eq. (7). Substituting this scattering probability into the conventional kinetic Boltzmann equation, we can analyze the stationary transport properties of dressed electrons in graphene.

*Results and discussion.*— Let us focus the attention on the dc conductivity of the dressed electrons. Generally, the density of the conduction electrons can be tuned by applying a bias voltage which fixes the Fermi energy,  $\varepsilon_F$ , of electron gas<sup>2</sup>. Assuming the Fermi energy to be in the conduction band and the temperature to be zero, let us apply a stationary (dc) electric field  $\mathbf{E} = (E_x, E_y)$  to the graphene sheet. It follows from the conventional Boltzmann equation for conduction electrons (see, e.g., Ref. [2,47]) that the electric current density,  $\mathbf{J}$ , is given by the expression

$$\mathbf{J} = \frac{e^2}{\pi^2} \int_{\mathbf{k}} [\mathbf{E} \cdot \mathbf{v}(\mathbf{k})] \tau(\mathbf{k}) \mathbf{v}(\mathbf{k}) \delta(\varepsilon_{\mathbf{k}} - \varepsilon_F) d^2\mathbf{k}, \quad (9)$$

where  $\mathbf{v}(\mathbf{k}) = (1/\hbar)\nabla_{\mathbf{k}}\varepsilon_{\mathbf{k}}$  is the electron velocity, and  $\tau(\mathbf{k})$  is the relaxation time. In the most general case of anisotropic electron scattering, this relaxation time is given by the equation<sup>48</sup>

$$\frac{1}{\tau(\mathbf{k})} = \sum_{\mathbf{k}'} \left[ 1 - \frac{\tau(\mathbf{k}')\mathbf{E} \cdot \mathbf{v}(\mathbf{k}')}{\tau(\mathbf{k})\mathbf{E} \cdot \mathbf{v}(\mathbf{k})} \right] w_{\mathbf{k}'\mathbf{k}}. \quad (10)$$

Substituting the scattering probability of dressed electron (7) into Eq. (10), we can obtain from Eqs. (9)–(10) the conductivity of dressed graphene,  $\sigma_{ij} = J_i/E_j$ .

To simplify calculations, let us consider the electron scattering within the  $s$ -wave approximation<sup>46</sup>, where the matrix elements  $U_{\mathbf{k}'\mathbf{k}}$  do not depend on the angle  $\theta_{\mathbf{k}'\mathbf{k}} = (\widehat{\mathbf{k}'}, \widehat{\mathbf{k}})$ . Substituting the probability (7) into Eqs. (9)–(10), we arrive at the isotropic conductivity of a graphene dressed by a circularly polarized field,  $\sigma_c = \sigma_{xx} = \sigma_{yy}$ , which is given by the expression

$$\frac{\sigma_c}{\sigma_0} = \frac{1 - \varepsilon_g^2/4\varepsilon_F^2}{1 + 3\varepsilon_g^2/4\varepsilon_F^2}, \quad (11)$$

where  $\varepsilon_F \geq \varepsilon_g$ . It is seen in Fig. 3a that the conductivity (11) monotonically decreases with increasing field intensity  $I_0 = \varepsilon_0 E_0^2 c/2$ . Physically, this behavior is a consequence of decreasing Fermi velocity,  $\mathbf{v}_F(\mathbf{k}) = (1/\hbar)\nabla_{\mathbf{k}}\varepsilon_{\mathbf{k}}|_{\varepsilon=\varepsilon_F}$ , with increasing field amplitude  $E_0$  (see Fig. 2a). For the case of a dressing field linearly polarized along the  $x$  axis, the conductivity is plotted in Figs. 3b–3d. There are apparent the two main features of the conductivity as a function of the dressing field intensity: Firstly, the conductivity oscillates, and, secondly, the giant anisotropy of the conductivity,  $\sigma_{xx}/\sigma_{yy} \sim 10$  appears (see the insert in Fig. 3b). The oscillating behavior arises from the Bessel functions which take place

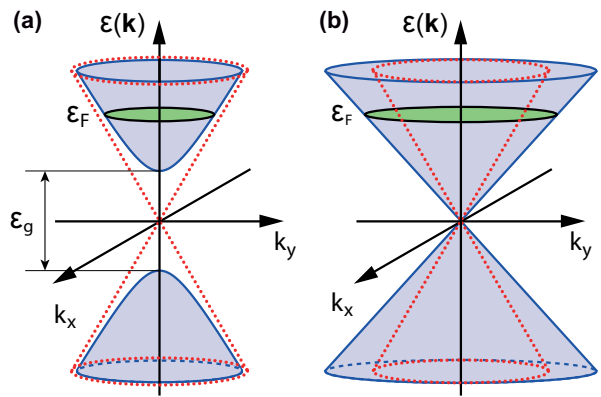


FIG. 2: (Color online) The energy spectrum of dressed electrons in graphene with different polarizations: (a) circularly polarized dressing field; (b) dressing field polarized along the  $x$  axis. The energy spectrum of electrons in absence of the dressing field is plotted by the dotted lines and  $\varepsilon_F$  is the Fermi energy.

in both the energy spectrum (4) and the scattering probability (7). As to the conductivity anisotropy, it is caused by the field-induced anisotropy of the energy spectrum (4). Namely, the linearly polarized dressing field turns the round (isotropic) Fermi line of unperturbed graphene into the strongly anisotropic ellipse line (see Fig. 2b). As a result, the Fermi velocities of dressed electrons along the  $x, y$  axes are strongly different and the discussed anisotropic conductivity appears. It should be stressed that the aforementioned features of electronic properties are typical exclusively for graphene: They arise from linear electron dispersion and, correspondingly, do not take place in a dressed electron gas with parabolic dispersion<sup>33</sup>.

*Conclusions.*— We have shown that transport properties of dressed electrons in graphene strongly depend on the polarization of the dressing field. Namely, a circularly polarized dressing field monotonically decreases the isotropic conductivity of graphene, whereas a linearly polarized dressing field results in the oscillating behavior of the conductivity and its giant anisotropy. As a result, dc transport properties of graphene can be effectively controlled by the polarization of a strong high-frequency electromagnetic field. This unexplored effect creates physical prerequisites for novel graphene-based optoelectronic devices.

*Acknowledgements.*— The work was partially supported by FP7 IRSES projects POLATER and QOCaN, FP7 ITN project NOTEDEV, Rannis project BOFEHYSS, RFBR projects 13-02-90600 and 15-52-05002, and the Russian Ministry of Education and Science.

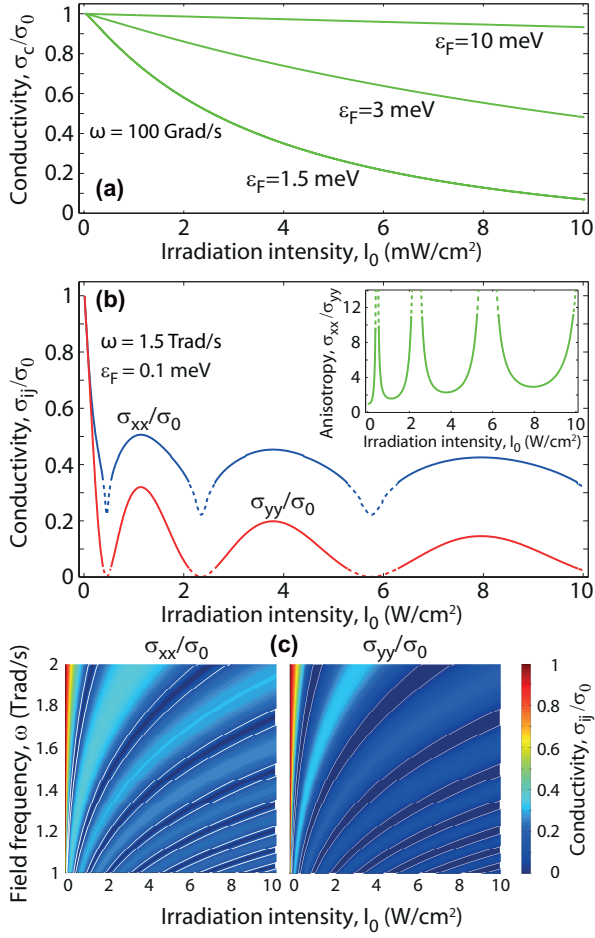


FIG. 3: (Color online) The conductivity of dressed electrons in graphene for the dressing field with the different polarizations: (a) circularly polarized dressing field; (b)–(c) dressing field polarized along the  $x$  axis. Physically relevant regions of the field parameters, where the developed theory is applicable, correspond to the solid lines in the plot (b) and wide areas between the dashed lines in the plot (c).

### Appendix A: Derivation of the energy spectrum and wave functions of dressed electrons in graphene

Let us consider a graphene sheet which lies in the plane  $(x, y)$  at  $z = 0$  and is subjected to an electromagnetic wave propagating along the  $z$  axis (dressing electromagnetic field). Then electronic properties of the graphene are described by the Hamiltonian

$$\hat{H} = v\boldsymbol{\sigma} \cdot (\hbar\mathbf{k} - e\mathbf{A}), \quad (\text{A1})$$

where  $\boldsymbol{\sigma} = (\sigma_x, \sigma_y)$  is the Pauli matrix vector,  $\mathbf{k} = (k_x, k_y)$  is the electron wave vector in the graphene plane,  $v$  is the electron velocity in graphene near the Dirac point,  $e$  is the electron charge, and  $\mathbf{A} = (A_x, A_y)$  is the vector potential of the electromagnetic wave in the graphene plane. Solving the Schrödinger equation with the Hamiltonian (A1), we can find the energy spectrum of dressed electrons and their wave functions as follows.

### 1. Circularly polarized dressing field

For the case of circularly polarized electromagnetic wave, its vector potential  $\mathbf{A} = (A_x, A_y)$  can be written as

$$\mathbf{A} = \left( \frac{E_0}{\omega} \cos \omega t, \frac{E_0}{\omega} \sin \omega t \right), \quad (\text{A2})$$

where  $E_0$  is the electric field amplitude of the wave, and  $\omega$  is the wave frequency. Then the Hamiltonian (A1) is

$$\hat{H} = \hat{H}_0 + \hat{H}_k, \quad (\text{A3})$$

where

$$\hat{H}_0 = \left( -\frac{veE_0}{\omega} \right) \begin{pmatrix} 0 & e^{-i\omega t} \\ e^{i\omega t} & 0 \end{pmatrix}, \quad (\text{A4})$$

and

$$\hat{H}_k = \begin{pmatrix} 0 & v(\hbar k_x - i\hbar k_y) \\ v(\hbar k_x + i\hbar k_y) & 0 \end{pmatrix}. \quad (\text{A5})$$

The nonstationary Schrödinger equation with the Hamiltonian (A4),

$$i\hbar \frac{\partial \psi_0}{\partial t} = \hat{H}_0 \psi_0, \quad (\text{A6})$$

describes the time evolution of electron states in the Dirac point ( $\mathbf{k} = 0$ ). The exact solutions of the equation (A6) can be sought in the form

$$\psi_0 = e^{-i\alpha t/\hbar} [A\Phi'_1(\mathbf{r})e^{-i\omega t/2} + B\Phi'_2(\mathbf{r})e^{i\omega t/2}], \quad (\text{A7})$$

where  $\Phi'_{1,2}(\mathbf{r})$  are the basis functions of the  $2 \times 2$  matrix Hamiltonian (A3), and  $\alpha$ ,  $A$  and  $B$  are the sought parameters. Substituting the wave function (A7) into the Schrödinger equation (A6), we arrive at the system of algebraic equations

$$\begin{aligned} A \left( \alpha + \frac{\hbar\omega}{2} \right) + B \left( \frac{veE_0}{\omega} \right) &= 0 \\ A \left( \frac{veE_0}{\omega} \right) + B \left( \alpha - \frac{\hbar\omega}{2} \right) &= 0. \end{aligned} \quad (\text{A8})$$

The condition of nontrivial solution of the system (A8),

$$\left| \alpha + \frac{\hbar\omega}{2} \quad \frac{veE_0}{\omega} \right| = 0,$$

gives the two different parameters,  $\alpha = \pm\Omega/2$ , where

$$\Omega = \sqrt{(\hbar\omega)^2 + \left( \frac{2veE_0}{\omega} \right)^2}. \quad (\text{A9})$$

Therefore, there are two sets of solutions of the system (A27), which correspond to these two parameters and

satisfy the normalization condition,  $|A|^2 + |B|^2 = 1$ . As a result, there are two wave functions (A7),

$$\begin{aligned} \psi_0^\pm &= e^{\pm i\Omega t/2\hbar} \left[ \sqrt{\frac{\Omega \pm \hbar\omega}{2\Omega}} \Phi'_1(\mathbf{r}) e^{-i\omega t/2} \right. \\ &\quad \left. \pm \frac{e}{|e|} \sqrt{\frac{\Omega \mp \hbar\omega}{2\Omega}} \Phi'_2(\mathbf{r}) e^{i\omega t/2} \right], \end{aligned} \quad (\text{A10})$$

which exactly describe electron states of irradiated graphene in the Dirac point ( $\mathbf{k} = 0$ ). Since the two wave functions (A10) are the complete function system for any time  $t$ , we can seek the solution of the Schrödinger equation with the full Hamiltonian (A3) as an expansion

$$\psi_{\mathbf{k}} = a^+(t)\psi_0^+ + a^-(t)\psi_0^-. \quad (\text{A11})$$

Substituting the expansion (A11) into the Schrödinger equation with the full Hamiltonian (A3),

$$i\hbar \frac{\partial \psi_{\mathbf{k}}}{\partial t} = \hat{\mathcal{H}}\psi_{\mathbf{k}}, \quad (\text{A12})$$

we arrive at the system of two differential equations for the coefficients  $a^\pm(t)$ ,

$$\begin{aligned} i\dot{a}^+(t) &= v \frac{e}{|e|} \left[ \frac{W_0}{\Omega} (k_x \cos \omega t + k_y \sin \omega t) a^+(t) \right. \\ &\quad - (k_x - ik_y) \left( \frac{\Omega + \hbar\omega}{2\Omega} \right) e^{-i(\Omega/\hbar - \omega)t} a^-(t) \\ &\quad \left. + (k_x + ik_y) \left( \frac{\Omega - \hbar\omega}{2\Omega} \right) e^{-i(\Omega/\hbar + \omega)t} a^-(t) \right], \\ i\dot{a}^-(t) &= -v \frac{e}{|e|} \left[ \frac{W_0}{\Omega} (k_x \cos \omega t + k_y \sin \omega t) a^-(t) \right. \\ &\quad + (k_x + ik_y) \left( \frac{\Omega + \hbar\omega}{2\Omega} \right) e^{i(\Omega/\hbar - \omega)t} a^+(t) \\ &\quad \left. - (k_x - ik_y) \left( \frac{\Omega - \hbar\omega}{2\Omega} \right) e^{i(\Omega/\hbar + \omega)t} a^+(t) \right], \end{aligned} \quad (\text{A13})$$

where

$$W_0 = \frac{2veE_0}{\omega}$$

is the characteristic kinetic energy of rotational electron motion induced by the circularly polarized field. In what follows, we will assume that the field frequency  $\omega$  is high enough to satisfy the condition

$$W_0/\hbar\omega \ll 1. \quad (\text{A14})$$

Then we have

$$\frac{W_0}{\Omega} \approx \frac{W_0}{\hbar\omega} \approx 0, \quad \frac{\Omega + \hbar\omega}{2\Omega} \approx 1, \quad \frac{\Omega - \hbar\omega}{2\Omega} \approx 0, \quad (\text{A15})$$

and, correspondingly, Eqs. (A13) take the form

$$\begin{aligned} i\dot{a}^+(t) &= -v \frac{e}{|e|} (k_x - ik_y) e^{-i(\Omega - \hbar\omega)t/\hbar} a^-(t), \\ i\dot{a}^-(t) &= -v \frac{e}{|e|} (k_x + ik_y) e^{i(\Omega - \hbar\omega)t/\hbar} a^+(t). \end{aligned} \quad (\text{A16})$$

Let us seek solutions of Eqs. (A16) as  $a_c^\pm(t) = C^\pm e^{-i(\pm\Omega/2 \mp \hbar\omega/2 + \varepsilon_{\mathbf{k}})t/\hbar}$ , where  $C^\pm$  and  $\varepsilon_{\mathbf{k}}$  are the sought parameters. Solving the system of equations (A16), we arrive at

$$\varepsilon_{\mathbf{k}} = \pm \sqrt{(\varepsilon_g/2)^2 + (\hbar v k)^2}, \quad (\text{A17})$$

and

$$\varepsilon_g = \sqrt{(\hbar\omega)^2 + \left( \frac{2veE_0}{\omega} \right)^2} - \hbar\omega. \quad (\text{A18})$$

Following the conventional terminology, Eq. (A17) describes the spectrum of quasienergies of electrons in graphene dressed by a circularly polarized field, where signs “+” and “-” correspond to conduction band and valence band, respectively. The two wave functions (A11), which correspond to the two energy branches (A17), can be written as

$$\begin{aligned} \psi_{\mathbf{k}} &= e^{-i\varepsilon_{\mathbf{k}}t/\hbar} \left[ \pm \sqrt{\frac{|\varepsilon_{\mathbf{k}}| \mp \varepsilon_g/2}{2|\varepsilon_{\mathbf{k}}|}} e^{-i\theta/2} \right. \\ &\quad \times \left( \frac{e}{|e|} \sqrt{\frac{\Omega + \hbar\omega}{2\Omega}} \Phi'_1(\mathbf{r}) + \sqrt{\frac{\Omega - \hbar\omega}{2\Omega}} \Phi'_2(\mathbf{r}) e^{i\omega t} \right) \\ &\quad - \sqrt{\frac{|\varepsilon_{\mathbf{k}}| \pm \varepsilon_g/2}{2|\varepsilon_{\mathbf{k}}|}} e^{i\theta/2} \left( \sqrt{\frac{\Omega - \hbar\omega}{2\Omega}} \Phi'_1(\mathbf{r}) e^{-i\omega t} \right. \\ &\quad \left. \left. - \frac{e}{|e|} \sqrt{\frac{\Omega + \hbar\omega}{2\Omega}} \Phi'_2(\mathbf{r}) \right) \right], \end{aligned} \quad (\text{A19})$$

where  $\theta$  is the azimuth angle of the wave vector,  $\mathbf{k} = (k \cos \theta, k \sin \theta)$ . Let us write the basis functions  $\Phi'_{1,2}(\mathbf{r})$  in the conventional Bloch form,  $\Phi'_{1,2}(\mathbf{r}) = \Phi_{1,2}(\mathbf{r})\varphi_{\mathbf{k}}(\mathbf{r})$ , where  $\Phi_{1,2}(\mathbf{r})$  are the periodical functions arisen from atomic  $\pi$ -orbitals of the two crystal sublattices of graphene,  $\varphi_{\mathbf{k}}(\mathbf{r}) = e^{i\mathbf{k}\cdot\mathbf{r}}/\sqrt{S}$  is the plane electron wave, and  $S$  is the graphene area. Keeping in mind inequalities (A15), we arrive from (A19) to the sought wave functions of dressed electrons in the final form,

$$\begin{aligned} \psi_{\mathbf{k}} &= \varphi_{\mathbf{k}}(\mathbf{r}) e^{-i\varepsilon_{\mathbf{k}}t/\hbar} \left[ \sqrt{\frac{|\varepsilon_{\mathbf{k}}| \mp \varepsilon_g/2}{2|\varepsilon_{\mathbf{k}}|}} e^{-i\theta/2} \Phi_1(\mathbf{r}) \right. \\ &\quad \left. \pm \sqrt{\frac{|\varepsilon_{\mathbf{k}}| \pm \varepsilon_g/2}{2|\varepsilon_{\mathbf{k}}|}} e^{i\theta/2} \Phi_2(\mathbf{r}) \right]. \end{aligned} \quad (\text{A20})$$

## 2. Linearly polarized dressing field

For the case of electromagnetic wave linearly polarized along the  $x$  axis, its vector potential  $\mathbf{A} = (A_x, A_y)$  can be written as

$$\mathbf{A} = \left( \frac{E_0}{\omega} \cos \omega t, 0 \right). \quad (\text{A21})$$

Then the Hamiltonian (A1) is

$$\hat{\mathcal{H}} = \hat{\mathcal{H}}_0 + \hat{\mathcal{H}}_k, \quad (\text{A22})$$

where

$$\hat{\mathcal{H}}_0 = \begin{pmatrix} 0 & -1 \\ -1 & 0 \end{pmatrix} \frac{veE_0}{\omega} \cos \omega t. \quad (\text{A23})$$

and

$$\hat{\mathcal{H}}_k = \begin{pmatrix} 0 & v(\hbar k_x - i\hbar k_y) \\ v(\hbar k_x + i\hbar k_y) & 0 \end{pmatrix}. \quad (\text{A24})$$

The nonstationary Schrödinger equation with the Hamiltonian (A23),

$$i\hbar \frac{\partial \psi_0}{\partial t} = \hat{\mathcal{H}}_0 \psi_0, \quad (\text{A25})$$

describes the time evolution of electron states in the Dirac point ( $\mathbf{k} = 0$ ). The exact solutions of this Schrödinger equation can be sought in the form

$$\psi_0 = [A\Phi'_1(\mathbf{r}) + B\Phi'_2(\mathbf{r})] \exp \left[ -i\alpha \frac{veE_0}{\hbar\omega^2} \sin \omega t \right], \quad (\text{A26})$$

where  $\alpha$ ,  $A$  and  $B$  are the sought parameters. Substituting the wave function (A26) into the Schrödinger equation (A25) with the Hamiltonian (A23), we arrive at the system of algebraic equations

$$\begin{aligned} A\alpha + B &= 0 \\ A + B\alpha &= 0. \end{aligned} \quad (\text{A27})$$

The condition of nontrivial solution of the system (A27),

$$\begin{vmatrix} \alpha & 1 \\ 1 & \alpha \end{vmatrix} = 0,$$

gives the two different parameters,  $\alpha = \pm 1$ . Therefore, there are two sets of solutions of the system (A27), which correspond to these two parameters and satisfy the normalization condition,  $|A|^2 + |B|^2 = 1$ :

$$\begin{aligned} A = B &= \frac{1}{\sqrt{2}}, \\ A = -B &= \frac{1}{\sqrt{2}}. \end{aligned} \quad (\text{A28})$$

As a result, there are two wave functions (A26),

$$\psi_0^\pm = \frac{1}{\sqrt{2}} [\Phi'_1(\mathbf{r}) \pm \Phi'_2(\mathbf{r})] \exp \left[ \pm i \frac{veE_0}{\hbar\omega^2} \sin \omega t \right], \quad (\text{A29})$$

which exactly describe electron states of irradiated graphene in the Dirac point ( $\mathbf{k} = 0$ ). Since the two wave functions (A29) are the complete function system for any time  $t$ , we can seek the solution of the nonstationary Schrödinger equation with the full Hamiltonian (A22) as an expansion

$$\psi_{\mathbf{k}} = a^+(t)\psi_0^+ + a^-(t)\psi_0^-. \quad (\text{A30})$$

Substituting the expansion (A30) into this Schrödinger equation with the full Hamiltonian (A22),

$$i\hbar \frac{\partial \psi_{\mathbf{k}}}{\partial t} = \hat{\mathcal{H}} \psi_{\mathbf{k}}, \quad (\text{A31})$$

we arrive at the system of two differential equations for the coefficients  $a^\pm(t)$ ,

$$\begin{aligned} i\dot{a}^+(t) &= vk_x a^+(t) + ivk_y a^-(t) \exp \left[ -i \frac{2veE_0}{\hbar\omega^2} \sin \omega t \right], \\ i\dot{a}^-(t) &= -ivk_y a^+(t) \exp \left[ i \frac{2veE_0}{\hbar\omega^2} \sin \omega t \right] - vk_x a^-(t). \end{aligned} \quad (\text{A32})$$

It follows from the Floquet's theorem that the functions  $a^\pm(t)$  can be written as

$$a^\pm(t) = e^{-i\varepsilon_{\mathbf{k}}t/\hbar} \tilde{a}^\pm(t), \quad (\text{A33})$$

where  $\varepsilon_{\mathbf{k}}$  is the electron quasienergy in the irradiated graphene (the energy spectrum of dressed electrons), and  $\tilde{a}^\pm(t)$  are the periodical functions with the period  $T = 2\pi/\omega$ . Let us apply the Jacobi-Anger expansion,

$$e^{iz \sin \gamma} = \sum_{n=-\infty}^{\infty} J_n(z) e^{in\gamma},$$

to the exponents in the right side of Eqs. (A32) and expand the periodical functions  $\tilde{a}^\pm(t)$  into the Fourier series

$$\tilde{a}^\pm(t) = \sum_{n=-\infty}^{\infty} c_n^\pm e^{in\omega t}.$$

Then the differential equations (A32) can be transformed to the recurrent algebraic equations

$$\begin{aligned} \left( vk_x - \frac{\varepsilon_{\mathbf{k}}}{\hbar} - n\omega \right) c_n^+ + ivk_y \sum_{m=-\infty}^{\infty} c_{n-m}^- J_m \left( -\frac{2veE_0}{\hbar\omega^2} \right) &= 0, \\ \left( vk_x + \frac{\varepsilon_{\mathbf{k}}}{\hbar} + n\omega \right) c_n^- + ivk_y \sum_{m=-\infty}^{\infty} c_{n-m}^+ J_m \left( \frac{2veE_0}{\hbar\omega^2} \right) &= 0, \end{aligned} \quad (\text{A34})$$

where  $J_m(z)$  is the Bessel function of the first kind. Eqs. (A34) can be easily solved in the case of high-frequency field satisfying the conditions

$$\hbar\omega \gg \varepsilon_{\mathbf{k}}, \quad \omega \gg vk. \quad (\text{A35})$$

In this simplest case, Eqs. (A34) for  $n \neq 0$  can be reduced to the equation

$$c_n^\pm \approx i \frac{vk_y}{n\omega} \sum_{m=-\infty}^{\infty} c_{n-m}^\mp J_m \left( \mp \frac{2veE_0}{\hbar\omega^2} \right), \quad (\text{A36})$$

which yields the evident solution  $c_{n \neq 0}^{\pm} \approx 0$ . As to the case of  $n = 0$ , Eqs. (A34) take the form

$$\begin{aligned} \left( vk_x - \frac{\varepsilon_{\mathbf{k}}}{\hbar} \right) c_0^+ + ivk_y c_0^- J_0 \left( \frac{2veE_0}{\hbar\omega^2} \right) &= 0, \\ \left( vk_x + \frac{\varepsilon_{\mathbf{k}}}{\hbar} \right) c_0^- + ivk_y c_0^+ J_0 \left( \frac{2veE_0}{\hbar\omega^2} \right) &= 0. \end{aligned} \quad (\text{A37})$$

Solving the system of algebraic equations (A37), we can easily obtain both the coefficients  $c_0^{\pm}$  and the energy spectrum of dressed electrons,

$$\varepsilon_{\mathbf{k}} = \pm \hbar v k f(\theta), \quad (\text{A38})$$

where

$$f(\theta) = \sqrt{\cos^2 \theta + J_0^2 \left( \frac{2veE_0}{\hbar\omega^2} \right) \sin^2 \theta}.$$

Correspondingly, the sought wave functions of dressed electrons (A30) take the final form

$$\begin{aligned} \psi_{\mathbf{k}} &= \varphi_{\mathbf{k}}(\mathbf{r}) e^{-i\varepsilon_{\mathbf{k}} t / \hbar} \sqrt{\frac{\cos \theta + f(\theta)}{4f(\theta)}} \left( [\Phi_1(\mathbf{r}) \pm \Phi_2(\mathbf{r})] \right. \\ &\times e^{\pm i(veE_0/\hbar\omega^2) \sin \omega t} - i \frac{\sin \theta}{\cos \theta + f(\theta)} J_0 \left( \frac{2veE_0}{\hbar\omega^2} \right) \\ &\times [\Phi_1(\mathbf{r}) \mp \Phi_2(\mathbf{r})] e^{\mp i(veE_0/\hbar\omega^2) \sin \omega t} \left. \right). \end{aligned} \quad (\text{A39})$$

- <sup>1</sup> K. S. Novoselov, A. K. Geim, S. V. Morozov, D. Jiang, Y. Zhang, S. V. Dubonos, I. V. Grigorieva, and A. A. Firsov, *Science* **306**, 666 (2004).
- <sup>2</sup> A. H. Castro Neto, F. Guinea, N. M. R. Peres, K. S. Novoselov, and A. K. Geim, *Rev. Mod. Phys.* **81**, 109 (2009).
- <sup>3</sup> S. Das Sarma, S. Adam, E. H. Hwang, and E. Rossi, *Rev. Mod. Phys.* **83**, 407 (2011).
- <sup>4</sup> M. O. Scully and M. S. Zubairy, *Quantum Optics* (University Press, Cambridge, 2001).
- <sup>5</sup> C. Cohen-Tannoudji, J. Dupont-Roc, G. Grynberg, *Atom-Photon Interactions: Basic Processes and Applications* (Wiley, Weinheim, 2004).
- <sup>6</sup> M. A. Nielsen and I. Chuang, *Quantum Computation and Quantum Information* (Cambridge University Press, Cambridge, 2000).
- <sup>7</sup> A. V. Kavokin, J. J. Baumberg, G. Malpuech, and F. P. Laussy, *Microcavities* (Oxford University Press, Oxford, 2007).
- <sup>8</sup> C. H. Bennett, G. Brassard, C. Crépeau, R. Jozsa, A. Peres, and W. K. Wootters, *Phys. Rev. Lett.* **70**, 1895 (1993).
- <sup>9</sup> D. Bouwmeester, J.-W. Pan, K. Mattle, M. Eibl, H. Weinfurter, and A. Zeilinger, *Nature* **390**, 575 (1997).
- <sup>10</sup> A. K. Ekert, *Phys. Rev. Lett.* **67**, 661 (1991).
- <sup>11</sup> N. Gisin, G. Ribordy, W. Tittel, and H. Zbinden, *Rev. Mod. Phys.* **71**, 145 (2002).
- <sup>12</sup> J. Kasprzak, M. Richard, S. Kundermann, A. Baas, P. Jeambrun, J. M. J. Keeling, F. M. Marchetti, M. H. Szymańska, R. André, J. L. Staehli, V. Savona, P. B. Littlewood, B. Deveaud, and Le Si Dang, *Nature* **443**, 409 (2006).
- <sup>13</sup> A. Baas, J. Ph. Karr, H. Eleuch, and E. Giacobino, *Phys. Rev. A* **69**, 023809 (2004).
- <sup>14</sup> A. Amo, T. C. H. Liew, C. Adrados, R. Houdré, E. Giacobino, A. V. Kavokin, and A. Bramati, *Nature Photon.* **4**, 361 (2010).
- <sup>15</sup> K.V. Kavokin, M.A. Kaliteevski, R. A. Abram, A.V. Kavokin, S. Sharkova, I.A. Shelykh, *Appl. Phys. Lett.* **97**, 201111 (2010).
- <sup>16</sup> S. Christopoulos, G. Baldassarri Höger von Högersthal, A. J. D. Grundy, P. G. Lagoudakis, A. V. Kavokin, J. J. Baumberg, G. Christmann, R. Butté, E. Feltn, J.-F. Carlin, and N. Grandjean, *Phys. Rev. Lett.* **98**, 126405 (2007).
- <sup>17</sup> C. Schneider, A. Rahimi-Iman, N. Y. Kim, J. Fischer, I. G. Savenko, M. Amthor, M. Lerner, A. Wolf, L. Worschech, V. D. Kulakovskii, I. A. Shelykh, M. Kamp, S. Reitzenstein, A. Forchel, Y. Yamamoto, and S. Höfling, *Nature* **497**, 348 (2013).
- <sup>18</sup> S. H. Autler and C. H. Townes, *Phys. Rev.* **100**, 703 (1955).
- <sup>19</sup> M. Chini, B. Zhao, H. Wang, Y. Cheng, S. X. Hu, and Z. Chang, *Phys. Rev. Lett.* **109** 073601 (2012).
- <sup>20</sup> C. Yu, N. Fu, T. Hu, G. Zhang, and J. Yao, *Phys. Rev. A*, **88**, 043408 (2013).
- <sup>21</sup> R. Kanya, Y. Morimoto, and K. Yamanouchi, *Phys. Rev. Lett.* **105**, 123202 (2010).
- <sup>22</sup> A. K. Bhatia and C. Sinha, *Phys. Rev. A* **86**, 053421 (2012).
- <sup>23</sup> A. V. Flegel, M. V. Frolov, N. L. Manakov, A. F. Starace, and A. N. Zheltukhin, *Phys. Rev. A* **87**, 013404 (2013).
- <sup>24</sup> S. P. Goreslavskii and V. F. Elesin, *JETP Lett.* **10**, 316 (1969).
- <sup>25</sup> A. Mysyrowicz, D. Hulin, A. Antonetti, A. Migus, W. T. Masselink, and H. Morkoç, *Phys. Rev. Lett.* **56**, 2748 (1986).
- <sup>26</sup> Q. T. Vu, H. Haug, O. D. Mücke, T. Tritschler, M. Wegener, G. Khitrova, and H. M. Gibbs, *Phys. Rev. Lett.* **92** 217403 (2004).
- <sup>27</sup> J. F. Dynes, M. D. Frogley, M. Beck, J. Faist, and C. C. Phillips, *Phys. Rev. Lett.* **94**, 157403 (2005).
- <sup>28</sup> M. H. Pedersen and M. Buttiker, *Phys. Rev. B* **58**, 12993 (1998).
- <sup>29</sup> M. Moskalets and M. Buttiker, *Phys. Rev. B* **66**, 205320 (2002).
- <sup>30</sup> G. Platero and R. Aguado, *Phys. Rep.* **395**, 1 (2004).
- <sup>31</sup> O. V. Kibis, G. Ya. Slepyan, S. A. Maksimenko, and A. Hoffmann, *Phys. Rev. Lett.* **102**, 023601 (2009).
- <sup>32</sup> O. V. Kibis, *EPL* **107**, 57003 (2014).
- <sup>33</sup> S. Morina, O. V. Kibis, A. A. Pervishko, and I. A. Shelykh,

- arXiv:1412.3055 (2014).
- <sup>34</sup> T. Oka and H. Aoki, Phys. Rev. B **79**, 081406(R) (2009).
- <sup>35</sup> F. J. López-Rodríguez and G. G. Naumis, Phys. Rev. B **78**, 201406(R) (2008).
- <sup>36</sup> S. V. Syzranov, M. V. Fistul, and K. B. Efetov, Phys. Rev. B **78**, 045407 (2008).
- <sup>37</sup> O. V. Kibis, Phys. Rev. B **81**, 165433 (2010).
- <sup>38</sup> O. V. Kibis, O. Kyriienko, I. A. Shelykh, Phys. Rev. B **84**, 195413 (2011).
- <sup>39</sup> S. E. Savel'ev and A. S. Alexandrov, Phys. Rev. B **84**, 035428 (2011).
- <sup>40</sup> H. L. Calvo, H. M. Pastawski, S. Roche, and L. E. F. Foa Torres, Appl. Phys. Lett. **98**, 232103 (2011).
- <sup>41</sup> Y. Zhou and M. W. Wu, Phys. Rev. B **83**, 245436 (2011).
- <sup>42</sup> A. Iurov, G. Gumbs, O. Roslyak, and D. Huang, J. Phys. C **25**, 135502 (2013).
- <sup>43</sup> G. Usaj, P. M. Perez-Piskunow, L. E. F. Foa Torres, and C. A. Balseiro, Phys. Rev. B **90**, 115423 (2014).
- <sup>44</sup> N. W. Ashcroft and N. D. Mermin, *Solid State Physics* (Saunders College, Philadelphia, 1976).
- <sup>45</sup> W. A. Harrison, *Solid State Theory* (McGraw-Hill, New York, 1970).
- <sup>46</sup> L. D. Landau, E. M. Lifshitz, *Quantum Mechanics: Non-Relativistic Theory* (Pergamon Press, Oxford, 1991).
- <sup>47</sup> A. I. Anselm, *Introduction to Semiconductor Theory* (Prentice-Hall, New Jersey, 1981).
- <sup>48</sup> R. S. Sorbello, J. Phys. F **4**, 503 (1974).