

Keeping Authorities “Honest or Bust” with Decentralized Witness Cosigning

Ewa Syta, Iulia Tamas,
Dylan Visher, David Isaac Wolinsky
Yale University
New Haven, CT, USA

Philipp Jovanovic, Linus Gasser,
Nicolas Gailly, Ismail Khoffi, Bryan Ford
Swiss Federal Institute of Technology (EPFL)
Lausanne, Switzerland

Abstract—The secret keys of critical network authorities – such as time, name, certificate, and software update services – represent high-value targets for hackers, criminals, and spy agencies wishing to use these keys secretly to compromise other hosts. To protect authorities and their clients proactively from undetected exploits and misuse, we introduce CoSi, a scalable *witness cosigning* protocol ensuring that every authoritative statement is validated and publicly logged by a diverse group of witnesses before any client will accept it. A statement S collectively signed by W witnesses assures clients that S has been seen, and not immediately found erroneous, by those W observers. Even if S is compromised in a fashion not readily detectable by the witnesses, CoSi still guarantees S 's exposure to public scrutiny, forcing secrecy-minded attackers to risk that the compromise will soon be detected by one of the W witnesses. Because clients can verify collective signatures efficiently without communication, CoSi protects clients' privacy, and offers the first transparency mechanism effective against persistent man-in-the-middle attackers who control a victim's Internet access, the authority's secret key, and several witnesses' secret keys. CoSi builds on existing cryptographic multisignature methods, scaling them to support thousands of witnesses via signature aggregation over efficient communication trees. A working prototype demonstrates CoSi in the context of timestamping and logging authorities, enabling groups of over 8,000 distributed witnesses to cosign authoritative statements in under two seconds.

I. INTRODUCTION

Centralized *authorities* provide critical services that many hosts and users rely on, such as time [96] and timestamp services [2], certificate authorities (CAs) [35], directory authorities [47], [118], software update services [115], digital notaries [3], and randomness services [?], [109]. Even when cryptographically authenticated, authorities represent central points of failure and attractive attack targets for hackers, criminals, and spy agencies. Attackers obtaining the secret keys of any of hundreds of CAs [50] can and have misused CA authority to impersonate web sites and spy on users [8], [21], [22], [129]. By impersonating a time service an attacker can trick clients into accepting expired certificates or other stale credentials [86]. Criminals increasingly use stolen code-signing keys to make their malware appear trustworthy [66].

Logging and monitoring proposals such as Perspectives [133], CT [76], [78], AKI [68], ARPKI [10], and PoliCert [125] enable clients to cross-check certificates against public logs, but this checking requires active communication. To avoid delaying web page loads this checking is usually done

only retroactively, leaving a time window an attacker could exploit to serve the client malware or backdoored software, which can then disable detection. An attacker who controls the client's access network – such as a compromised home or corporate network, or an ISP controlled by authoritarian state – can block access to uncompromised log servers, permanently evading detection if the targeted client is not sufficiently mobile. Finally, checking logs can create privacy concerns for clients [89], [103], and the log servers themselves become new central points of failure that must be audited [103].

To address these weaknesses we propose *witness cosigning*, a proactive approach to transparency that can either replace or complement existing approaches. When an authority publishes a new signing key, to be bundled in a web browser's set of root certificates for example, the authority includes with it the identities and public keys of a preferably large, diverse, and decentralized group of independent *witnesses*. Whenever the authority subsequently signs a new authoritative statement such as a new timestamp, certificate, or log record, the authority first sends the proposed statement to its witnesses and collects *cosignatures*, which the authority attaches to the statement together with its own signature. A client receiving the statement (*e.g.*, as a TLS certificate) verifies that it has been signed not only by the authority itself but also by an appropriate subset of the witnesses. The client's signature acceptance criteria may be a simple numeric threshold (*e.g.*, 50% of the witnesses) or a more complex predicate accounting for trust weights, groupings of witnesses, or even contextual information such as whether a signed software update is to be installed automatically or by the user's explicit request.

Witness cosigning offers clients direct cryptographic evidence – which the client can check efficiently without communication – that many independent parties have had the opportunity to validate and publicly log any authoritative statement before the client accepts it. Without witness cosigning, an attacker who knows the authority's secret key can use it in man-in-the-middle (MITM) attacks against targeted victims, anywhere in the world and without the knowledge of the legitimate authority, to feed the victim faked authoritative statements such as TLS certificates or software updates [113]. To attack a client who demands that statements be cosigned by at least W witnesses, however, a MITM attacker must either (a) control both the authority's secret key and those of W

witnesses, which becomes implausible if W is sufficiently large and diverse, or (b) submit the faked statement to one or more honest witnesses for cosigning, thereby exposing the faked statement to public scrutiny and risking detection.

We do not expect witnesses to detect all malicious statements immediately: for example, only a CA itself may have the information needed to verify the true correspondence between a name and a public key. Witnesses can, however, sanity-check the correctness and consistency of proposed statements before cosigning: *e.g.*, that authoritative timestamps are not wildly different from the witnesses’ view of the present time, that logging authorities sign records in sequence without revising history or equivocating [80], or that only one authoritative binary image exists for a given software version number. Even if witnesses cannot immediately tell which of two conflicting TLS certificates or binaries is “good,” they can ensure that the existence of the conflicting signed statements promptly becomes public knowledge. Witnesses can proactively check that statements conform to known policies, such as certificate issuance policies [125], raising alarms and withholding their cosignature if not. Finally, witnesses can of course publish logs of statements they cosigned to increase the likelihood of rapid attack detection [76].

Even if witnesses perform little or no validation of the authority’s statements, their proactive presence in statement signing deters attackers both by increasing the *threat* to the attacker of rapid misuse detection, and by reducing the effective *value* of an authority’s secret keys to attackers wishing to operate in secret. Witness cosigning thus serves as a “Ulysses pact” between the authority and its witnesses [48].

Authorities could implement witness cosigning simply by collecting and concatenating individual signatures from witnesses, exactly like PGP [28] or Bitcoin [102] can already attach multiple signatures to a message or transaction. This is practical with tens or perhaps even a few hundred witnesses, but incurs substantial signature size and verification costs as the witness group grows large. To make witness cosigning scalable we introduce CoSi, a witness cosigning protocol enabling authoritative statements to be validated and cosigned by thousands of witnesses in a few seconds, to produce collective signatures comparable in size to a single individual signature (*e.g.*, ≈ 100 bytes total) and nearly as quick and easy for clients to verify.

As a scenario motivating CoSi’s scalability goal, we envision the DNSSEC [6] root zone might be witnessed by all willing operators of the now over 1,000 top-level domains (TLDs). Future TLS certificates might be witnessed by all other willing CAs, of which there are hundreds [50], and by other parties such as CT servers [76]. Public ledgers of national cryptocurrencies [101], [122] might be collectively witnessed by all willing banks in the country – of which the US has thousands even after consolidation [128]. Threshold signatures [12], [93] and consensus protocols [33], [127] can split trust across a few nodes (typically 3–10), but do not scale, as we confirm in Section VI. To our knowledge CoSi is the first multisignature protocol that scales to thousands of signers.

CoSi’s scalability goal presents three key technical challenges: efficient cosignature collection, availability in the face of slow or offline witnesses, and efficient cosignature verification by clients. CoSi makes verification efficient by adapting well-understood Schnorr multisignatures [105] to combine many cosignatures into a single compact signature, typically less than 100 bytes in size, which clients can check in constant time. To collect and combine thousands of cosignatures efficiently, CoSi adapts tree-based techniques, long used in multicast [32], [42], [130], and aggregation protocols [30], [134] to scalable multisignatures. To protect the authority’s availability even when witnesses go offline, CoSi includes metadata in its collective signatures to document “missing witnesses” and enable verifiers to check the signature correctly against an aggregate of the remaining witnesses’ public keys.

We have built a working CoSi prototype, deployed a small-scale test configuration on the public Internet, and evaluated it at larger scales of up to 33,000 cosigning witnesses on the DeterLab [44] testbed. We find that CoSi can collect and aggregate cosignatures from 8,000 witnesses, separated by 200ms round-trip network delays to simulate distribution, in about 2 seconds total per signing round. CoSi’s performance contrasts favorably with multisignatures produced via classic verifiable secret sharing (VSS) [55], [124], whose signing costs explode beyond about 16 participants, as well as with straightforward collection of individual cosignatures, whose costs become prohibitive beyond around 256 participants.

In addition, we have integrated CoSi into and evaluated it in the context of two specific types of “authorities”: a secure time and timestamping service [2], [63], [120], and the Certificate Transparency log server [76]. The CoSi timestamping service illustrates how some authorities can be made even more scalable by building on CoSi’s communication trees, allowing witnesses to serve timestamp requests and reduce load on the main authority, thereby achieving aggregate throughput of over 120,000 timestamp requests per second in a 4,000-witness configuration. The CoSi extension to the CT log server demonstrates the ease and simplicity with which witness cosigning can be added to existing authority services, in this case requiring only a 315-line change to the log server to invoke CoSi when signing each new log entry.

In summary, this paper contributes: (a) a proactive approach to transparency based on witness cosigning; (b) CoSi, the first collective signing protocol that demonstrably scales to thousands of participants; (c) an experimental implementation of CoSi that demonstrates its practicality and how it can be integrated into existing authority services.

Section II of this paper explores the background and motivation for witness cosigning. Section III then presents CoSi, a scalable collective signing protocol. Section IV outlines variants of the CoSi design offering different tradeoffs. Section V describes the details of our prototype implementation of CoSi and its incorporation into timestamping and certificate logging applications. Section VI experimentally evaluates this prototype, and Section VII discusses CoSi’s applicability to

real-world applications and outlines future work. Section VIII summarizes related work and Section IX concludes.

II. BACKGROUND AND MOTIVATION

This section briefly reviews several types of conventional authorities, their weaknesses, and how witness cosigning can help strengthen them. We revisit prototype implementations of some of these applications later in Section V.

A. Certificate Authorities and Public-Key Infrastructure

Certificate Authorities (CAs) sign certificates attesting that a public key represents a name such as `google.com`, to authenticate SSL/TLS connections [45], [60]. Current web browsers directly trust dozens of root CAs and indirectly trust hundreds of intermediate CAs [50], any one of which can issue fake certificates for any domain if compromised. Due to this “weakest-link” security, hackers have stolen the “master keys” of CAs such as DigiNotar [8], [22] and Comodo [21] and abused certificate-issuance mechanisms [74], [75], [129] to impersonate popular websites and attack their users.

As a stopgap, some browsers hard-code or *pin* public keys for popular sites such as `google.com` [52] – but browsers cannot hard-code public keys for the whole Web. Related approaches offer TOFU (“trust on first use”) security by pinning the first public key a client sees for a particular site [39], [88], [121], thereby protecting regular users but not new users. Browsers can check server certificates against public logs [10], [68], [76], [78], [112], [125], which independent monitors may check for invalid certificates. Monitoring can unfortunately detect misbehavior only retroactively, placing victims in a race with the attacker. Browsers could check certificates against such logs and/or via multiple Internet paths [4], [11], [87], [133], but such checks delay the critical page-loading path, at least on the first visit to a site. Further, these approaches assume Web users can connect to independent logging, monitoring, or relaying services without interference, an assumption that fails when the user’s own ISP is compromised. Such scenarios are unfortunately all too realistic and have already occurred, motivated by state-level repression [8], [22] or commercial interests [54], [65].

A CA might arrange for a group of witnesses to cosign certificates it issues: *e.g.*, other willing CAs and/or independent organizations. Witness cosigning might not only proactively protect users and increase the CA’s perceived trustworthiness, but also decrease the value of the CA’s secret keys to potential attackers by ensuring that any key misuse is likely to be detected quickly. In the longer term, CAs might witness cosign OCSP staples [106], or entire key directory snapshots as in CONIKS [89], enabling clients to check not only the validity but also the freshness of certificates and address persistent weaknesses in certificate revocation [82].

B. Tamper-Evident Logging Authorities

Many storage systems and other services rely on tamper-evident logging [38], [81]. Logging services are vulnerable to *equivocation*, however, where a malicious log server rewrites

history or presents different “views of history” to different clients. Even if a logging authority itself is well-behaved, an attacker who obtains the log server’s secret keys can present false logs to targeted clients, effectively “equivocating in secret” without the knowledge of the log’s legitimate operator. For example, an attacker can defeat CT [76] and attack clients this way by secretly stealing the keys of – or coercing signatures from – any single CA plus any two CT log servers.

Solutions to equivocation attacks include weakening consistency guarantees as in SUNDR [81], or adding trusted hardware as in TrInc [80]. Equivocation is the fundamental reason Byzantine agreement in general requires $N = 3f + 1$ total nodes to tolerate f arbitrary failures [33]. Witness cosigning does not change this basic situation, but can make it practical for both N and f to be large: *e.g.*, with $N > 3000$ participants independently checking and cosigning each new log entry, arbitrarily colluding groups up to 1000 participants cannot successfully equivocate or rewrite history. As a proof-of-concept, Section V-B later presents such a witness cosigning extension for Certificate Transparency log servers.

C. Time and Timestamping Authorities

Time services such as NTP [95], [96] enable hosts to learn the current time and synchronize their clocks against authoritative sources such as NIST’s Internet Time Service [83]. Cryptographic authentication was a late addition to NTP [64] and is still in limited use, leading to many vulnerabilities [86]. For example, an attacker impersonating a legitimate time service might falsify the current time, to trick a client into accepting an expired certificate or other stale credentials.

A timestamping authority [2], [63] enables a client to submit a cryptographic hash or commitment to some document (*e.g.*, a design to be patented), and replies with a signed statement attesting that the document commitment was submitted at a particular date and time. The client can later prove to a third-party that the document existed at a historical date by opening the cryptographic commitment and exhibiting the authority’s timestamped signature on it. Virtual Notary [120] generalizes timestamp services by offering users timestamped attestations of automatically checkable online facts such as web page contents, stock prices, exchange rates, etc. An attacker who steals a timestamp service’s secret keys can forge pre-dated timestamps on any document, however, and a notary’s secret key similarly enables an attacker to create legitimate-looking attestations of fake “facts.”

While witness cosigning incurs communication latencies that likely preclude its use in fine-grained clock synchronization, it can serve a complementary role of increasing the security of *coarse-grained* timestamps, *i.e.*, giving clients greater certainty that a timestamp is not hours, days, or years off. Section V-A later presents a prototype of such a service, in which many witnesses efficiently sanity-check batches of signed timestamps, ensuring that even an attacker who compromises the authority’s secret key cannot undetectably back-date a timestamp beyond a limited time window.

D. Directory Authorities

The Domain Name System (DNS) [98], [99] offers a critical directory service for locating Internet hosts by name. Like NTP, DNS initially included no cryptographic security; even now the deployment of DNSSEC [6] is limited and weaknesses remain [7]. The fact that DNSSEC is completely dependent on the security of its Root Zone [9], which is centrally managed by one organization, is a concern despite measures taken to secure the Root Zone’s signing keys [71]. If Root Zone signatures were witnessed and cosigned by all willing operators of subsidiary top-level domains (TLDs), ensuring rapid discovery of any misuse of the Root Zone’s keys, concerns about DNSSEC’s centralization might be alleviated.

As another example, clients of the Tor anonymity system [126] rely on a directory authority [127] to obtain a list of available anonymizing relays. A compromised Tor directory authority could give clients a list containing only attacker-controlled relays, however, thereby de-anonymizing all clients. To mitigate this risk, Tor clients accept a list only if it is signed by a majority of a small *consensus group*, currently nine servers. Because these directory servers and their private directory-signing keys represent high-value targets for increasingly powerful state-level adversaries [62], [67], it is questionable whether a small, relatively centralized group offers adequate security. If Tor directory snapshots were witness cosigned by a larger subset of the thousands of regular Tor relays, the risk of semi-centralized directory servers being silently compromised might be reduced.

E. Software Download and Update Authorities

App stores, community repositories, and automatic software update services have become essential in patching security vulnerabilities promptly. Update services themselves can be attack vectors, however [13], [31], [104], [113]. Even when updates are authenticated, code signing certificates are available on the black market [66], and software vendors have even leaked their secret keys accidentally [97]. Governments desiring backdoor access to personal devices [1], [24], as well as resourceful criminals, might coerce or bribe vendors to sign and send compromised updates to particular users. These risks are exacerbated by the fact that automatic update requests can amount to public announcements that the requesting host is unpatched, and hence vulnerable [29]. By witness cosigning their updates and checking cosignatures in auto-update mechanisms, software vendors might alleviate such risks and ensure the prompt detection of any improperly signed software update.

F. Public Randomness Authorities

Randomness authorities [?], [109] generate non-secret random numbers or coin-flips, which are useful for many purposes such as lotteries, sampling, or choosing elliptic curve parameters [79]. NIST’s Randomness Beacon [?], for example, produces a log of signed, timestamped random values from a hardware source. If compromised, however, a randomness authority could deliberately choose its “random” values as to win a lottery, or could look into the future to predict a

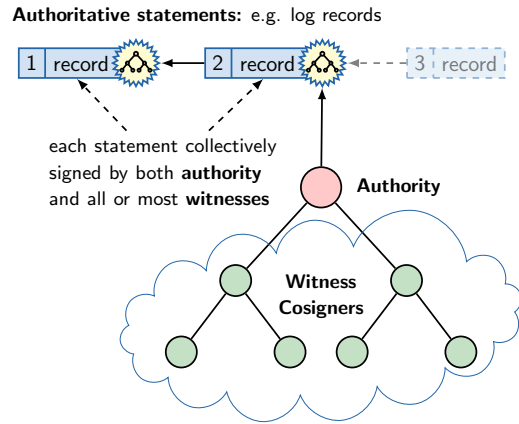


Fig. 1. CoSi protocol architecture.

lottery’s outcome [132]. In the wake of the DUAL-EC-DRBG debacle [34], the NIST beacon has been skeptically labeled “the NSANIST Randomness Beacon” [123] and “Project ‘Not a backdoor’” [110]. While witness cosigning alone would not eliminate all possibility of bias [20], [79], witnesses could preclude randomness beacons from revising history – and by mixing entropy provided by witnesses into the result, witnesses can ensure that even a compromised beacon cannot predict or exercise unrestricted control over future “random” outputs.

III. SCALABLE COLLECTIVE SIGNING

This section presents CoSi, the first collective signing protocol efficiently supporting large-scale groups. We first outline CoSi’s high-level principles of operation, then detail its design, covering a number of challenges such as unavailable witnesses, coauthority certificate size, denial-of-service (DoS) risks and mitigations, and statement validation by witnesses.

A. Architecture and Principles of Operation

Figure 1 illustrates CoSi’s conceptual architecture, consisting of an authority who regularly signs statements of any kind (*e.g.*, chained log records in the example shown), and a group of *witness cosigners* who participate in the signing of each record. We also refer to the group of witnesses as a *witness cothority*: a “collective authority” whose purpose is to witness, validate, and then cosign the authority’s statements.

The authority serves as the CoSi protocol’s *leader*, defining and publishing the witness cothority’s composition, initiating collective signing rounds, and proposing statements to be signed such as timestamps, directories, or certificates. We assume the witnesses to be reliable, independently-run servers maintained by individuals or organizations who have agreed to witness the leader’s authoritative statements. Realistic authorities typically serve clients as well: *e.g.*, users requesting timestamps or certificates. In the basic CoSi architecture these clients interact only with the authority (leader) so we will ignore them for now, although Section V-A will illustrate how some types of authorities can leverage CoSi to distribute client servicing load across the many witnesses.

We assume that the authority’s group of witnesses is fixed or changes slowly, and that all participants including cosignature verifiers know both the authority’s and all witnesses’ public keys. If the authority is a root CA that signs TLS certificates to be verified by web browsers, for example, then the CA’s root certificate shipped with the browser includes a list of the public keys of the witnesses in addition to the CA’s own public key. We assume the authority arranges for the witness list to remain valid for a significant time period – *e.g.*, three years or more, comparable to root certificate lifetimes – and that software updates can handle witness list evolution just as for root certificates. If the size of the authority’s root certificate and its witness list becomes an issue, it may be compressed into a cryptographic hash of that roster, at a cost of increased signature sizes as discussed later in Section III-G. For security reasons discussed later in Section III-D we require that the public keys of the authority and all witnesses be self-signed to prove knowledge of the corresponding secret key.

B. Threat Model

We assume both the authority (leader) and some number of the authority’s witnesses may be malicious and colluding in attempts to sign malicious statements secretly that unsuspecting victims (verifiers) will accept, without these malicious statements being detected by honest witnesses. The CoSi protocol does not assume or specify any particular global cosignature verification threshold, but from the perspective of a client who demands at least $f + 1$ cosignatures on a statement, we assume the attacker controls at most f faulty witnesses.

We assume the authority (leader) is live and highly available: since it is the participant who wishes to produce witnessed statements, CoSi makes no attempt to protect against DoS by the leader. However, we assume that a threshold number of witnesses may go offline at any time or even engage in DoS attacks; this threshold is a policy parameter defined by the leader. Witnesses may also maliciously produce incorrect messages deviating from the protocol, *e.g.*, in attempt to trick the leader into misbehavior. While for now we assume simple numeric thresholds, clients can impose more complex verification predicates if desired (Section IV-A).

We assume the leader and all witnesses are generally able to communicate with each other, apart from temporary communication outages. Unlike gossip-based transparency approaches, however, we do *not* assume that clients verifying signatures can communicate with any non-attacker-controlled parties.

C. Responsibilities of Cosigning Witnesses

The authority determines when to initiate a collective signing round, and broadcasts to all witnesses the statement to be signed. Witnesses may, and ideally should, publish logs of the statements they witness and cosign, thus serving a transparency role similar to log servers in CT [76], [78]. If the authority’s statements are already supposed to take the form of a log as in the example in Figure 1, then each witness might simply make available a public mirror of all or some recent portion of the authority-generated log.

Witnesses may also, and ideally should, perform any readily feasible syntactic and semantic correctness checks on the authority’s proposed statements before “signing off” on them. If the authority’s statements include a wall-clock timestamp, for example, each witness may verify that the proposed timestamp is not wildly different from the witness’s view of the current time (*e.g.*, is not minutes or hours off). If the authority’s statements form a sequence-numbered, hash-chained log as in Figure 1, each witness may verify that each of the authority’s proposed log records contains a monotonically increasing sequence number and the correct hash for the immediately preceding log record, preventing a compromised authority from reversing or rewriting history.¹

Witnesses might check deeper application-specific invariants as well, provided these checks are quick and automatic. If the authority’s statements represent certificates, witnesses may check them against any known issuance policies for the relevant domain [125]. If the authority’s statements attest certificate freshness [106] or represent directories of currently-valid certificates as in CONIKS [89], witnesses may verify that these certificates do not appear on cached certificate revocation lists (CRLs) [82]. If the authority’s statements form a blockchain [102], then witnesses may check its validity: *e.g.*, that each transaction is properly formed, properly authorized, and spends only previously-unspent currency [70]. If the authority’s statements represent software binaries [115], then witnesses might even attempt to reproduce the proposed binaries from developer-signed sources [16], provided the authority allows the witnesses the time required (possibly hours) to perform such builds during signing process.

For simplicity, we initially assume that witnesses never fail or become disconnected, but relax this unrealistic assumption later in Section III-F. We also defer until later performance concerns such as minimizing collective signing latency.

D. Schnorr Signatures and Multisignatures

While CoSi could in principle build on many digital signature schemes that support efficient public key and signature aggregation, we focus here on one of the simplest and most well-understood schemes: Schnorr signatures [117] and multisignatures [12], [93]. Many alternatives are possible: *e.g.*, Boneh-Lynn-Shacham (BLS) [19] requires pairing-based curves, but offers even shorter signatures (a single elliptic curve point), and a simpler protocol that may be more suitable in extreme situations as discussed later in Section IV-E.

Schnorr signatures rely on a group \mathcal{G} of prime order q in which the discrete logarithm problem is believed to be hard; in practice we use standard elliptic curves for \mathcal{G} . Given a well-known generator G of \mathcal{G} , each user chooses a random secret key $x < q$, and computes her corresponding public key $X =$

¹ Even with these checks a faulty authority could still *equivocate* to produce two or more divergent histories cosigned by disjoint subsets of honest witnesses. Applying standard Byzantine consensus principles [33], however, the above log consistency checks will preclude equivocation provided at most f witnesses are faulty out of at least $3f + 1$ total, and provided verifiers check that at least $2f + 1$ witnesses have cosigned each statement.

G^x . We use multiplicative-group notation for consistency with the literature on Schnorr signatures, although additive-group notation may be more natural with elliptic curves.

Schnorr signing is conceptually a *prover-verifier* or Σ -protocol [40], which we make non-interactive using the Fiat-Shamir heuristic [56]. To sign a statement S , the prover picks a random secret $v < q$, computes a *commit*, $V = G^v$, and sends V to the verifier. The verifier responds with a random *challenge* $c < q$, which in non-interactive operation is simply a cryptographic hash $c = H(V \parallel S)$. The prover finally produces a *response*, $r = v - cx$, where x is the prover’s secret key. The challenge-response pair (c, r) is the Schnorr signature, which anyone may verify using the signer’s public key $X = G^x$, by recomputing $V' = G^r X^c$ and checking that $c \stackrel{?}{=} H(V' \parallel S)$.

With Schnorr multisignatures [105], there are N signers with individual secret keys x_1, \dots, x_N and corresponding public keys $X_1 = G^{x_1}, \dots, X_N = G^{x_N}$. We compute an *aggregate* public key X from the individual public keys as $X = \prod_i X_i = G^{\sum_i x_i}$. The N signers collectively sign a statement S as follows. Each signer i picks a random secret $v_i < q$, and computes a commit $V_i = G^{v_i}$. One participant (e.g., a leader) collects all N commits, aggregates them into a collective commit $V = \prod_i V_i$, and uses a hash function to compute a collective challenge $c = H(V \parallel S)$. The leader distributes c to the N signers, each of whom computes and returns its response share $r_i = v_i - cx_i$. Finally, the leader aggregates the response shares into $r = \sum_i r_i$, to form the collective signature (c, r) . Anyone can verify this constant-size signature against the statement S and the aggregate public key X via the normal Schnorr signature verification algorithm.

When forming an aggregate public key X from a roster of individual public keys X_1, \dots, X_N , all participants must validate each individual public key X_i by requiring its owner i to prove knowledge of the corresponding secret key x_i , e.g., with a zero-knowledge proof or a self-signed certificate. Otherwise, a dishonest node i can perform a *related-key attack* [94] against a victim node j by choosing $X_i = G^{x_i} X_j^{-1}$, and thereafter contribute to collective signatures apparently signed by j without j ’s actual participation.

While multisignatures are well-understood and formally analyzed, to our knowledge they have so far been used or considered practical only in small groups (e.g., $N \approx 10$). The next sections describe how we can make multisignatures scale to thousands of participants, and address the availability challenges that naturally arise in such contexts.

E. Tree-based Collective Signing

To make multisignatures scale to many participants, CoSi distributes the communication and computation costs of multisignatures across a spanning tree analogous to those long utilized in multicast protocols [32], [42], [130]. The leader organizes the N witnesses into a spanning tree of depth $O(\log N)$ rooted at the leader, distributing both communication and computation to incur at most logarithmic costs per node. The spanning tree serves only to optimize performance: the leader may reconfigure it at any time without affecting

security, e.g., to account for unavailable witnesses as detailed later in Section III-F.

For simplicity, the tree may be a regular B -ary tree formed deterministically from the well-known list of N witnesses, thereby requiring no communication of the tree structure. To minimize signing latency, the leader might alternatively collect information on round-trip latencies between witnesses, construct a shortest-path spanning tree, and specify this tree explicitly when announcing a collective signing round.

A single round of the CoSi protocol consists of four phases, illustrated in Figure 2, representing two communication “round-trips” through the leader-defined spanning tree:

- 1) **Announcement:** The leader multicasts an announcement of the start of this round down through the spanning tree, optionally including the statement S to be signed.
- 2) **Commitment:** Each node i picks a random secret v_i and computes its individual commit $V_i = G^{v_i}$. In a bottom-up process, each node i waits for an aggregate commit \hat{V}_j from each immediate child j , if any. Node i then computes its own aggregate commit $\hat{V}_i = V_i \prod_{j \in C_i} \hat{V}_j$, where C_i is the set of i ’s immediate children. Finally, i passes \hat{V}_i up to its parent, unless i is the leader (node 0).
- 3) **Challenge:** The leader computes a collective challenge $c = H(\hat{V}_0 \parallel S)$, then multicasts c down through the tree, along with the statement S to be signed if it was not already announced in phase 1.
- 4) **Response:** In a final bottom-up phase, each node i waits to receive a partial aggregate response \hat{r}_j from each of its immediate children $j \in C_i$. Node i now computes its individual response $r_i = v_i - cx_i$, and its partial aggregate response $\hat{r}_i = r_i + \sum_{j \in C_i} \hat{r}_j$. Node i finally passes \hat{r}_i up to its parent, unless i is the root.

The round announcement in phase 1 may, but need not necessarily, include the statement S to be signed. Including S in the announcement enables witnesses to start validating the statement earlier and in parallel with communication over the tree. This approach is likely preferable when witnesses may need significant time to validate the statement S , such as when reproducing software builds as an extreme example [16]. On the other hand, proposing S later in phase 3 enables the leader to “late-bind” its statement, perhaps incorporating information gathered from witnesses in phase 2, as our timestamp service does (Section V-A). Further, keeping phases 1–2 independent of the statement to be signed in principle allows these phases to be performed offline ahead of time, though we have not implemented or evaluated this offline variation.

During phase 4, each node i ’s partial aggregate response \hat{r}_i , together with the collective challenge c , forms a valid Schnorr multisignature on statement S , verifiable against i ’s partial aggregate commit \hat{V}_i and corresponding partial aggregate public key \hat{X}_i . Anyone may compute \hat{X}_i simply by multiplying the well-known public keys of i and all of its descendants in the spanning tree. Thus, each node can immediately check its descendants’ responses for correctness, and immediately expose any participant producing an incorrect response. While nothing prevents a malicious node i from

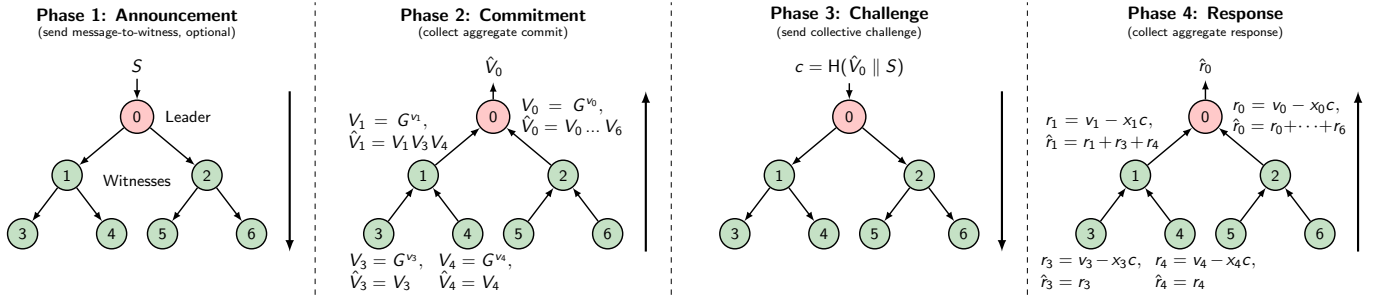


Fig. 2. The CoSi protocol uses four communication phases for scalable construction of a Schnorr multisignature (c, \hat{r}_0) over a spanning tree.

computing \hat{V}_i dishonestly in phase 2, i then will be unable to produce a correct response in phase 4 unless it knows the discrete logarithm v_i such that $\hat{V}_i = G^{v_i} \prod_{j \in C_i} \hat{V}_j$.

The final collective signature is (c, \hat{r}_0) , which any third-party may then verify as a standard Schnorr signature by recomputing $\hat{V}'_0 = G^{\hat{r}_0} \hat{X}_0^c$ and checking that $c \stackrel{?}{=} H(\hat{V}'_0 \parallel S)$. The scheme's correctness stems from the fact that $\hat{V}_0 = G^{\sum_i v_i}$, $\hat{r}_0 = \sum_i v_i - c \sum_i x_i$, and $\hat{X}_0 = G^{\sum_i x_i}$. The scheme's unforgeability stems from the fact that the hash function makes c unpredictable with respect to \hat{V}_0 , and the collective cannot produce the corresponding response \hat{r}_0 without the (collective) knowledge of the secret key x_i of every node i whose public key is aggregated into \hat{X}_0 . These properties are direct implications of the structure of Schnorr signatures, which have been formally analyzed in prior work [12], [93], though we are not aware of prior systems that used these properties in practice to build scalable signing trees.

F. Accounting for Unavailable Witnesses

Authorities are unlikely to deploy witness cosigning if their own availability may be degraded, or even deliberately DoS-attacked, by the unreliability of one or more witnesses. We expect authorities to accept only witnesses operated by reputable and competent organizations who can normally be expected to keep their witness servers highly available, so we expect the operational common case to be for all witnesses to be present, and only rarely for one or a few to be missing.

Unlike secret-sharing protocols [55], [124], CoSi allows the leader to proceed with *any* number of witnesses missing, and merely documents these missing witnesses as *exceptions* as part of the resulting collective signature. Signature verifiers learn both how many and *which* witnesses were missing when an authoritative statement was signed, and can independently determine their acceptance thresholds via arbitrary predicates (Section IV-A). The leader might set its own threshold as well: *e.g.*, if many or most witnesses are unreachable, this may indicate the leader itself is disconnected from much of the Internet, making it useless and perhaps counterproductive to sign further statements until connectivity is restored.

We start with a simple approach to handling witness failures, then subsequently explore variations and optimizations. In any of the phases of the tree-based signing protocol described above, if any participant i finds that one of its children j is

unreachable, i simply returns an error indicating the missing witness, which propagates back up the tree to the leader. The leader then reconfigures the tree to omit the missing witness, announces the new tree, and restarts the signing round from phase 1 over the new tree. The leader includes in the resulting signature not only the challenge and aggregate response (c, \hat{r}_0) but also an indication of which witnesses were missing. Verifiers then check the resulting signature against a modified aggregate public key \hat{X} computed by multiplying only the public keys of witnesses that were actually present in the signing tree (and hence contributed to the aggregate commit in phase 2 and the aggregate response in phase 4).

An intermediate witness in the leader's spanning tree could maliciously pretend that one of its children is unavailable, or a pair of witnesses might simply be unable to communicate due to Internet routing failures. To address this risk, when a witness is reported "missing" the leader can first try contacting it directly and/or request that other witnesses attempt to contact it. If successful, the leader can then reconnect the orphaned witness at a different location in the new tree.

G. Representing Exceptions in Signatures

To minimize the size of collective signatures, CoSi permits exceptions to be represented in three different ways: as a list of witnesses absent, a list of witnesses present, or a bitmap with one bit per witness. After completing a signing round, the leader simply chooses whichever representation yields the smallest signature. Listing witnesses absent yields the most compact signature (less than 100 bytes using the Ed25519 curve [14]) in the hopefully common case when nearly all witnesses cosign. Listing witnesses present is optimal at the opposite extreme, while the bitmap approach is most efficient in the region between those extremes. Worst-case signature size is therefore about $2K + W/8$ bytes, where K is the size of a private key (*e.g.*, 32 bytes for Ed25519) and W is the total number of witnesses, plus a few encoding metadata bytes.

A more sophisticated alternative we explored is to represent the witness roll call as a Bloom filter [15], which can sometimes increase compactness at the risk of introducing false positives. The leader might tolerate this false positive risk by removing the contributions of falsely-marked witnesses from the aggregate signature, or salt the Bloom filter's hash functions and "mine" to find a Bloom filter yielding no false

positives. We simulated several such approaches, but did not find the results to be worth the additional complexity.

H. Proactive, Retroactive, and Adaptive Validation

As discussed earlier in Section III-C, the primary responsibility of witnesses is merely to ensure proactively that signed authoritative statements are public – but witnesses can and ideally should also check the syntactic and semantic validity of statements when possible. Some such validation checks may be feasible in principle but require additional network communication or take unpredictable amounts of time.

As one example, a witness to the signing of a stapled OCSP certificate status [106] or a CONIKS public key directory [89] might wish to verify that the certificates in these statements are indeed fresh, and are not listed in publicly available Certificate Revocation Lists (CRLs) [82]. If the witness were to initiate the fetching and downloading of CRLs on the “critical path” of witnessing and cosigning, however, then the witness might seriously delay the signing process, or cause the leader to timeout and consider the witness to have failed (Section III-F). To avoid such delays, instead of fetching CRLs on the critical cosigning path, certificate witnesses might periodically download and maintain cached copies of relevant CRLs, and merely check proposed OCSP staples or key directories against their most recently cached CRLs.

Validation may sometimes be quick but other times may require significant amounts of time and/or computational resources. A witness to a software update authority for an open source package, for example (Section II-E), might wish to verify the platform-specific binaries to be signed against a reproducible build [107] of a corresponding source release in a public repository. In this case, the witness may have to perform an entire build of a large software tree before signing. This delay may be acceptable in the special case of software updates, which tend to be released on slow, latency-tolerant timescales anyway, but such delays may not be acceptable in many other witnessing scenarios.

As one way of handling long or unpredictable validation delays, the leader might specify a maximum validation time. Each witness launches its validation process in parallel but monitors it dynamically to see whether it actually completes in the required time. If not, the witness might just “cosign anyway,” giving the leader the benefit of the doubt, but continue the checking process and raise an alarm in the hopefully rare event that validation eventually fails. This approach of course weakens CoSi’s transparency model to be only “proactive sometimes” and “retroactive sometimes.” To create a public record of this distinction, leaders might obtain two collective signatures in parallel from all witnesses: the first merely attesting that the witness has *seen* the statement, and the second attesting that the witness has *validated* it. Witnesses then provide the former cosignature but withhold the latter if they cannot complete their validation in the time available.

I. Limitations, Tradeoffs, and Future Work

The most important limitation of witness cosigning is that it requires active communication – and perhaps *global* communication if the witness group is highly distributed – on the signing path. This is a basic cost of CoSi’s proactive approach to transparency: by eliminating the need for the clients receiving an authoritative statement to communicate at verification time as gossip-based transparency approaches do [76], [78], we incur the cost of communicating *before* the authority’s statement is made available to clients.

Because of the communication cost incurred at signing time, CoSi is more suitable for authoritative signing activities that can be done only periodically or in periodic batches, and less suited to signing activities that must be done individually in high volumes or at low latencies. Fortunately, many authoritative signing activities are already or can easily be performed periodically in batches. For example, Section V-A presents a timestamp authority that handles heavy client request loads by signing batches of timestamps, and logging services such as CT’s [76], as well as blockchains used in cryptocurrencies [70], [102], routinely aggregate many client-requested transactions into large latency-insensitive batches.

A second limitation of CoSi’s approach is that an authority’s witness group cannot be completely “open” for anyone to join, without making the system vulnerable to Sybil attacks [49] in which an adversary creates and joins a threshold number of colluding, fake witnesses. One advantage of retroactive gossip-based checking [103] is that “anyone can gossip” – *i.e.*, no entry barrier at all need be imposed on the group of gossiping participants. Thus, CoSi may best be viewed as complementary to rather than a replacement for retroactive gossip-based consistency checking: CoSi provides proactive security grounded in a potentially large and diverse but at least somewhat selective witness group, whereas gossip provides only retroactive protection dependent on active communication but among a completely open group of participants.

IV. DESIGN VARIATIONS AND TRADEOFFS

While we expect the basic CoSi design described above to be usable and suitable in many contexts, as the evaluation in Section VI suggests, many improvements and design variations are possible embodying different strengths and weaknesses. We now briefly sketch some of this design space, focusing on signature verification predicates, reducing the size of the certificates needed to verify collective signatures, and tolerating unreliability in the network and/or witnesses.

A. Collective Signature Verification Predicates

Because CoSi signatures explicitly document which witnesses did and did not participate in signing, signature verification need not be based on a simple threshold, but can in principle be an arbitrary predicate on subsets of witnesses. For example, if the authority has reason to trust some witnesses more than others, then signature verification may be weighted so that some witnesses count more than others toward the threshold. To save signature space, the authority can treat itself

as a special “witness,” aggregating its own signature with all the others, but imposing the rule that its own participation is mandatory for the collective signature to be accepted.

Witnesses might be divided into multiple groups with hierarchical expressions defining their relationships. For example, a global body of witnesses might be divided into geopolitical regions (*e.g.*, Five Eyes, Europe, etc.), each with different witness group sizes and thresholds, such that a threshold number of regions must in turn meet their respective internal thresholds. Such a structure could protect the authority and its users from compromise or denial-of-service even if some regions contain many more witnesses than others and *all* witnesses in any sub-threshold set of regions collude.

Finally, collective signature verification might use different predicates depending on verification context. Consider a device manufacturer desiring protection from possible government coercion to produce secretly backdoored operating system updates [48], [57]. The manufacturer may be averse to the risk, however slight, that a sufficient number of its witnesses might become unavailable or collude to prevent the manufacturer from signing legitimate updates. The manufacturer could design its devices to mitigate this risk by demanding a high cosigning threshold (*e.g.*, half) when verifying updates downloaded automatically or installed while the device is locked, but allowing updates with few or no cosignatures if the user manually initiates the update with the device unlocked.

This way, in the hopefully unlikely event the manufacturer becomes unable to meet the normal cosigning threshold due to massive witness failure or misbehavior, the manufacturer can instruct users to install the next update manually, and revise its witness group as part of that update. More importantly, the knowledge that the manufacturer has this fallback available should deter any deliberate misbehavior by witnesses, *e.g.*, extortion attempts, which would present only a minor inconvenience to the manufacturer’s users while likely yielding a public scandal and lawsuits against the misbehaving witnesses.

B. Reducing Authority Certificate Size with Key Trees

The basic CoSi design keeps collective signatures compact, but requires that the authority’s well-known certificate – which verifiers need to check collective signatures – include not just the authority’s own public key but also a complete list of the authority’s witnesses and their public keys. This large certificate size is acceptable if it is distributed as part of a much larger package anyway, *e.g.*, embedded in a web browser’s built-in root certificate store. Large certificates might be a problem in other contexts, however: *e.g.*, if they must be embedded in intermediate certificates, DNSSEC [6] resource records, or other objects that are frequently transmitted.

In an alternate design yielding different tradeoffs, the authority’s certificate includes only the authority’s own public key, the product of *all* witnesses’ public keys $\hat{X} = \prod_i X_i$, and a hash representing the root of a *key tree*: a Merkle tree [91] whose leaf nodes contain the individual witnesses’ public keys. The key tree hash in the authority’s certificate represents

a universally-verifiable commitment to all witnesses’ public keys, without the certificate actually containing them all.

During subsequent signing rounds, the CoSi leader includes in each signature a list of the public keys of all missing or present witnesses, whichever is shorter, along with Merkle inclusion proofs for each proving their presence in the authority’s key tree. To check a signature containing a list of present witnesses, the verifier simply multiplies the listed public keys (after verifying their inclusion proofs). To check a signature containing a list of missing witnesses, the verifier multiplies the aggregate \hat{X} of all witnesses’ public keys with the inverses of the missing witnesses’ public keys: $\hat{X}' = \hat{X} \prod_{j \in L} X_j^{-1}$.

In the hopefully common case in which all witnesses are present during signing, the signature is at minimum size, containing only (c, \hat{r}_0) and an empty list of missing witnesses. As more witnesses go missing, however, the size of the signature including witness public keys and inclusion proofs may grow to $O(N)$ size, or potentially even $O(N \log N)$ if each missing witness’s inclusion proof is stored separately without sharing the storage of internal key tree nodes.

C. Gracefully Tolerating Network Unreliability

While we expect authorities adopting CoSi to choose reliable witness servers run by reputable organizations, neither the authority nor its witnesses can control the Internet connections between them. CoSi allows the authority to rebuild its communication trees at any time to route around link failures, but if network churn is too frequent or severe, a tree might become unusable before it can be used even once.

One attractive solution to this problem is to adopt the *binomial swap forest* technique of San Fermín [30], which is readily applicable to CoSi. We first assign all witnesses b -bit binary labels. We then implement each of CoSi’s aggregation rounds – *i.e.*, its Commit and Response phases – with a single run of San Fermín’s dynamic aggregation protocol. To aggregate commits or responses, each node communicates with b other nodes in succession, building up its own aggregate while simultaneously helping other nodes build theirs, such that *every* participant ends up obtaining a complete aggregate.

At each swap step i from 0 to $b - 1$, each witness j communicates with another witness k whose label differs at bit i but is identical in all more-significant bits. At step 0, each even-numbered node swaps with its immediate odd-numbered neighbor. During subsequent steps, however, each witness has a choice of witnesses to swap with: *e.g.*, in step 1 a node labeled $xx00$ may swap with either $xx10$ or $xx11$. In these swaps each witness combines the other witness’s aggregate value from prior steps into its own aggregate, enabling both communication partners to double the “coverage” of their respective aggregates in each step, until every witness has a complete aggregate. The authority may then pick up this complete aggregate – *i.e.*, the collective commit or response in the case of CoSi – from any witness server.

Because each witness can dynamically choose its communication partners in steps $i > 0$, witnesses can adapt immediately to intermittent link failures without restarting the

overall aggregation process, provided the witnesses themselves do not fail. Tolerating high churn in the witnesses as well as the network requires other techniques explored below.

D. Avoiding Signing Restarts on Witness Unreachability

A second-order availability risk in the basic CoSi design is that multiple witnesses might become unavailable during a single signing round – perhaps even intentionally as part of a DoS attack by malicious witnesses – thereby forcing the leader to restart the signing round multiple times in succession without making progress. To address this risk we may prefer if the leader could always complete each signing round, and never have to restart, regardless of the witnesses’ behavior.

If during CoSi’s Commit phase some witness i finds one of its immediate children $j \in C_i$ unresponsive, i can adjust its aggregate commit \hat{V}_i to include only its own individual commit V_i and the aggregate commits of its children who *are* reachable, and pass the adjusted \hat{V}_i to i ’s parent along with a list of unreachable witness(es). The signing round can thus immediately take the missing witnesses into account and continue without restarting. If a missing witness j is an interior node in the spanning tree, then its parent i (or the leader) can attempt to “bridge the gap” by contacting j ’s children directly to collect their portions of the aggregate commitment (and their corresponding portions of the aggregate response later in phase 4). Thus, the loss of an interior node in the spanning tree need not entail the loss of its descendants’ cosignatures.

A more subtle challenge occurs when some witness j participates in the Commit phase but goes offline before the subsequent Response phase. In this case, the missing witness’s individual Schnorr commit V_j has been included in the aggregate commit \hat{V}_0 and used to form the collective challenge $c = H(\hat{V}_0 \parallel S)$ with which all witnesses must compute their collective responses. Thus, it is now too late to change c , but without witness j the remaining witnesses will be unable to produce an aggregate response \hat{r}_0 matching the aggregate commit \hat{V}_0 that included j ’s commit. Further, breaking the dependency of c on \hat{V}_0 – allowing the latter to change in the Response phase without recomputing c – would make the collective signature trivially forgeable.

We can resolve this dilemma by making the collective challenge c depend not on just a single aggregate commit \hat{V}_0 of individual commits \hat{V}_i but on *all possible* aggregate commits \hat{V}_W representing any subset of the witnesses W that participated in the Commit phase. During the Commit phase, these witnesses no longer merely aggregate their individual Schnorr commits, but also include them in a Merkle tree summarizing all individual commits. Each interior witness i obtains from each of its children $j \in C_i$ both j ’s aggregate commit \hat{V}_j and the hash H_j representing a partial Merkle tree summarizing all the individual commits of j ’s descendants. Then i computes its aggregate as before, $\hat{V}_i = V_i \prod_{j \in C_i} \hat{V}_j$, but also produces a larger Merkle commit tree whose hash H_i contains both V_i as a direct leaf and all of i ’s childrens’ Merkle commit trees $H_{j \in C_i}$ as subtrees. The leader in this way obtains a root hash H_0 summarizing all witnesses’ individual

commitments, and computes the collective challenge to depend on the root of this commit tree, $c = H(\hat{V}_0 \parallel H_0 \parallel S)$.

Now, in the hopefully common case that all witnesses present in the Commit phase remain online through the Response phase, the witnesses produce an aggregate response \hat{r}_0 as before, which matches the complete aggregate commit \hat{V}_0 appearing directly in the challenge. If witnesses disappear after the Commit phase, however, the leader includes in its signature the individual commits of the missing witnesses, together with Merkle inclusion proofs demonstrating that those individual commits were fixed before the collective challenge c was computed. The verifier then multiplies the aggregate commit \hat{V}_0 with the inverses of the individual commits of the missing witnesses, to produce an adjusted aggregate commit \hat{V}'_0 and corresponding aggregate response \hat{r}'_0 .

E. Extreme Witness Churn and Asynchronous Networks

Schnorr signatures are well-established and compatible with current best practices for standard digital signatures, but their Σ -protocol nature (commit, challenge, response) has the drawback of requiring two communication round-trips through a distributed structure – whether a simple tree or a binomial swap forest – to aggregate a collective signature. This requirement could be limiting in highly unstable or asynchronous situations where any distributed structure built in the first round-trip might become unusable before the second.

BLS signatures [19] may offer an appealing alternative cryptographic foundation for CoSi, requiring pairing-based elliptic curves but avoiding the need for two communication round-trips. In short, a BLS public key is G^x as usual, but a BLS signature is simply $H(M)^x$, where $H(M)$ is a hash function mapping the message M to a pseudorandom point on the appropriate curve. Signature verification uses the pairing operation to check that the same private key x was used in the public key and the signature. BLS extends readily to multisignatures, since an aggregate signature $H(M)^{x_1 + \dots + x_n}$ is simply the product of individual signatures $\prod_{i=1}^n H(M)^{x_i}$ and is verifiable against an aggregate public key $G^{x_1 + \dots + x_n}$ computed in the same fashion as $\prod_{i=1}^n G^{x_i}$.

Using BLS instead of Schnorr signatures, an authority can produce a collective signature in a single round-trip through a tree or binomial swap forest (Section IV-C), eliminating the risk of a witness participating in the commit phase but disappearing before the response phase (Section IV-D). Further, BLS signatures may make CoSi usable in protocols designed for asynchronous networks [25], [26], [108] by allowing participants to aggregate signatures incrementally and make use of them as soon as an appropriate threshold is reached: *e.g.*, typically $f + 1$ or $2f + 1$ in asynchronous Byzantine consensus protocols tolerating up to f faulty participants.

One key challenge in fully asynchronous aggregation, where participants must dynamically adapt to arbitrary delay patterns, is that nodes must be able to combine potentially overlapping aggregates without imposing regular structures as used in San Fermín. For example, nodes A and B may communicate to form aggregate AB , nodes B and C then form aggregate BC ,

and finally nodes A and C must combine aggregates AB with BC . Aggregating BLS signatures as usual here will yield a collective signature $H(M)^{x_A+2x_B+x_C}$ in which B 's signature is effectively aggregated twice. There is no readily apparent way to avoid such duplication, apart from just keeping the individual signatures separate and giving up the efficiency benefits of incremental aggregation.

Such duplication may be tracked and compensated for, however, by maintaining with each aggregate a vector of coefficients indicating the number of “copies” of each node’s signature (possibly 0) represented in a given aggregate. Thus, the aggregate AB^2C from the above example would be represented by the curve point $H(M)^{x_A+2x_B+x_C}$ and the coefficient vector $v = [1, 2, 1]$. The number of participants represented in a given aggregate is simply the number of nonzero elements in the coefficient vector. Signature verification uses the coefficient vector to compute the corresponding aggregate public key against which to verify the signature, as $\prod_{i=1}^n (G^{x_i})^{v_i}$. This approach has the downside of requiring $O(N)$ communication cost per aggregation step due to the need to transmit the vector, and $O(N)$ computation cost to compute the correct aggregate public key in signature verification. Partly mitigating these costs, however, the vector’s elements are small (*e.g.*, one or two bytes) compared to full elliptic curve points representing individual signatures, and group exponentiation (scalar multiplication of curve points) with small non-secret values can be made relatively inexpensive computationally.

V. PROTOTYPE IMPLEMENTATION

We have built and evaluated a working prototype witness cosigning cothority, implementing the basic CoSi protocol described in Section III. The prototype also demonstrates CoSi’s integration into two different authority applications: a timestamp service, and a backward-compatible witness cosigning extension to the Certificate Transparency log server.

The CoSi prototype is written in Go [61]; its primary implementation consists of 7600 lines of server code as measured by CLOC [41]. The server also depends on a custom 21,000-line Go library of advanced crypto primitives such as pluggable elliptic curves, zero-knowledge proofs, and verifiable secret sharing; our CoSi prototype relies heavily on this library but does not use all its facilities. Both the CoSi prototype and the crypto library are open source and available on GitHub:

<https://github.com/dedis/cothority>

The cothority prototype currently implements tree-based collective signing as described above in Section III including the signing exception protocol for handling witness failures.

We evaluated the cothority implementation with Schnorr signatures implemented on the Ed25519 curve [14], although the implementation also works and has been tested with other curves such as the NIST P-256 curve [5].

A. Witness Cosigned Time and Timestamp Service

As one application of witness cosigning, we built a digital timestamping service [2], [63], [120], which also doubles as

a coarse-grained secure time service. The primary timestamp server, serving as the CoSi leader, initiates a new signing round periodically – currently once every 10 seconds – to timestamp a batch of documents or nonces submitted by clients. While the timestamp server could initiate a fresh witness cosigning round to service each client timestamping request, this mode of operation would be unlikely to scale to serve large timestamp request transaction rates, due to the global communication CoSi imposes on each signing round (see Section III-I).

1) *Timestamp Request Processing:* A client wishing to timestamp a document opens a connection to the timestamp server and submits a hash of the document to stamp. Many clients can have outstanding timestamp requests at once, and a single client can concurrently submit timestamp requests for multiple documents at once; the timestamp server enqueues these requests but does not answer them until the next signing round has completed. At the beginning of each signing round, the timestamp server collects all of the hashes submitted since the previous round into a Merkle tree [91], and prepares a timestamp record to sign consisting of the current time and the root of this round’s timestamp tree. The timestamp server does not actually log these timestamp records, but the records are hash-chained together in case witnesses wish to do so. The timestamp server uses CoSi to distribute the new timestamp record to all available witnesses and produce a collective signature on the timestamp record.

Finally, the timestamp server replies to the outstanding client requests, giving each client a copy of the timestamp record and a standalone inclusion proof relating the client’s submitted hash to the Merkle tree root contained in the timestamp record. To verify that a document was indeed included, the verifier of a document timestamp uses the document’s hash, the timestamp server’s certificate (including the public keys of all witnesses), the timestamp record, and the Merkle inclusion proof, to verify that the document was indeed timestamped in that round and that a threshold number of witnesses validated the timestamp record.

The timestamp server never records or transmits the full Merkle tree itself, and forgets the Merkle tree after the round concludes. The server transmits only individual inclusion proofs to satisfy client requests. Thus, the timestamp server leaves to clients the responsibility of remembering timestamp records and cryptographic evidence that a particular document was timestamped. The primary security property is bound into the timestamp record’s collective signature, which attests that the witnesses verified that the record was formed and signed at approximately the time indicated in the timestamp record.

2) *Coarse-grained Time Checking:* Since the timeserver does not care whether a value submitted for timestamping is actually a hash of documents or merely a random number, clients can submit a random nonce to timestamp a “challenge” and obtain a witness cosigned attestation of the current time. Timestamping a challenge in this way ensures that attackers cannot replay valid but old signed timestamp records to trick clients into thinking the time is in the past: the client can verify directly that the timestamp record is fresh, and can trust the

timestamp it contains on the assumption that a threshold of the timestamp server’s witnesses are honest.

Such a coarse-grained time-check may be useful as a sanity-check for the client’s NTP sources [95], [96], enabling the client to protect itself against both compromised NTP servers and other time-related vulnerabilities [86]. Due to the coordination required for collective signing, CoSi’s coarse-grained time checking will not substitute for fine-grained NTP-based clock synchronization. CoSi’s coarse-grained sanity checking is instead complementary to NTP, increasing security and ensuring that clients cannot be tricked into believing that the time is far removed from reality in either direction.

3) *Scalable Timestamping*: To illustrate how applications can further leverage CoSi’s architecture in application-specific ways, we enhanced the timestamp server prototype to enable the witnesses, in addition to the leader, to serve timestamp requests submitted by clients. Thus, all witnesses effectively become timestamp servers and can distribute the task of handling heavy client timestamp loads. In this use of CoSi, the leader defers formation of the timestamp record to be signed until the beginning of the Challenge phase (Section III-E).

During the Commitment phase, each witness collects all timestamp requests clients submitted since the last round into a local Merkle timestamp tree, including the timestamp tree roots generated by child witnesses, then passes the aggregated Merkle timestamp tree up to the witness’s parent. The leader thus forms a global timestamp tree that transitively includes all witnesses’ local timestamp trees.

During the Challenge phase, the leader passes down to each witness an inclusion proof relating the root timestamp record to the root of the witness’s local timestamp tree. Once the CoSi signing round concludes, forming the collective signature, each witness can compose its inclusion proof with the inclusion proof for each client request within its local timestamp tree, to give each client a complete inclusion proof relating that client’s submitted hash with the signed timestamp record.

B. Witness Cosigned Certificate Logging Service

As a second application and test-case building on an existing service, we incorporated CoSi as a backward-compatible extension to Google’s existing Certificate Transparency log server [76], [78]. CT’s log server periodically constructs a Merkle tree of records for recently timestamped and logged certificates, and creates a Signed Tree Head (STH) representing the root of each epoch’s tree of timestamp records. With our extension, the log server attaches a collective witness signature to each STH alongside the log server’s existing individual signature. Since the collective signature is carried in an extension field, legacy CT clients can simply ignore it, while new CT clients that are aware the log server supports witness cosigning can verify the witness signature extension.

CT normally relies on a gossip protocol [103] to enable other *auditor* servers to check retroactively that a log server is behaving correctly, and not revising or forking its history for example. Our extension effectively makes this auditing function proactive, enabling the log server’s witnesses to check

the log server’s behavior *before* each record is signed and withhold their cosignature on the STH if not.

The protection this extension offers CT clients in practice depends of course on client behavior. Current CT clients typically check only individually-signed log server timestamp records attached to logged certificates, and thus would not directly benefit from collective signatures on STHs. A log server could in principle witness cosign each timestamp record, but the communication cost could become prohibitive for log servers that timestamp a high volume of certificates.

However, independent of our witness cosigning extension, CT is currently being enhanced so that clients can obtain from web servers not only the appropriate timestamp record but the STH representing the epoch in which it was logged, and an inclusion proof demonstrating that the timestamp record was included in the STH for the relevant epoch. Thus, CT clients supporting both this STH inclusion proof extension and our STH cosigning extension can obtain proactive protection from secret attacks by powerful adversaries who might have compromised both a CA’s key and a few log servers’ keys, and who might be able to block the client’s active communication with uncompromised log servers.

VI. EVALUATION

The primary questions we wish to evaluate are whether CoSi’s witness cothority architecture is practical and scalable to large numbers, *e.g.*, thousands of witnesses, in realistic scenarios. Important secondary questions are what the important costs are, such as signing latencies and computation costs.

While this paper’s primary focus is on the basic CoSi protocol and not on particular applications or types of cothorities, we also evaluated the CoSi prototype in the context of the timestamping and log server applications discussed above.

A. Experimental Setup

We evaluated the prototype on DeterLab [44], using up to 32 physical machines configured in a star-shaped virtual topology. To simulate larger numbers of CoSi participants than available testbed machines, we run up to 1,058 CoSi witness processes on each machine to perform experiments with up to 33,825 witnesses total, corresponding to a fully populated tree of depth 3 and a branching factor of 32. A corresponding set of CoSi client processes on each machine generate load by issuing regular timestamp requests to the server processes.

To mimic a conservatively slow, realistic wide-area environment in which the witness cothority’s servers might be distributed around the world, the virtual network topology imposes a round-trip latency of 200 milliseconds between any two witnesses. The witnesses aggregate timestamp statements from their clients and request every second the batch of statements to be signed collectively as part of a single aggregate Merkle tree per round. These testbed-imposed delays are likely pessimistic; global deployments could probably achieve lower latencies using approximate shortest-path spanning trees.

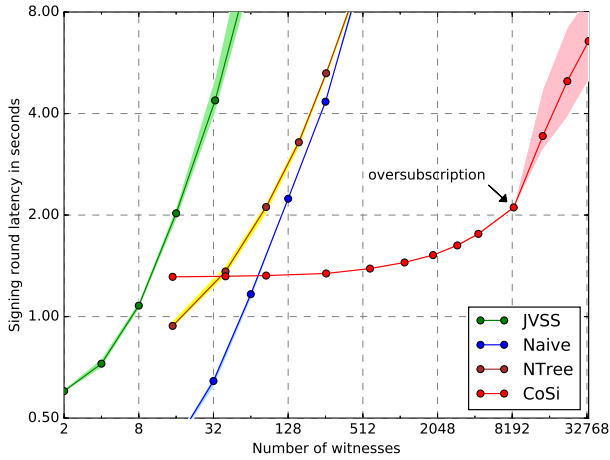


Fig. 3. Collective signing latency versus number of participating witnesses.

B. Scalability to Large Witness Cohorties

Our first experiment evaluates the scalability of the CoSi protocol while performing simple collective signing rounds across up to 33,825 witnesses. We compare CoSi’s performance against three different baselines. The first baseline is “Naive” scheme in which the leader simply collects N standard individual signatures via direct communication with N witnesses. Second, an “NTree” scheme still uses N individual signatures, but the N witnesses are arranged in a communication tree and each node verifies all signatures produced within its subtree. Finally, a “JVSS” scheme implements Schnorr signing using joint verifiable secret sharing [55], [124].

Figure 3 shows the results of this scalability experiment. The lines represent averages measured over ten experimental runs, while the shaded areas behind the lines represent the minimum and maximum observed latencies over all ten runs. CoSi’s signing latency increases with the number of hosts as we would expect, scaling gracefully with total number of witnesses up to around 8,192 witnesses, where the performance impacts of testbed oversubscription begin to dominate as explored later in Section VI-F. Per-round collective signing latencies average slightly over 2 seconds with 8,192 cosigning witnesses. The maximum latency we observed in that situation was under 3 seconds over many runs. Given that many authority protocols are or can be made fairly latency-tolerant, often operating periodically at timescales of minutes or hours, these results suggest that witness cosigning should be practical to enhance the security of many such authorities.

The Naive scheme is naturally simpler and as a result faster for small witness groups, but becomes impractical beyond around 256 witnesses due to the costs of computing, transmitting, and verifying N individual signatures.

The even poorer performance of the NTree scheme can be traced back to the increasing computational load each node must handle the further up it resides in the communication tree. As with the Naive scheme, NTree becomes impractical beyond around 256 witnesses.

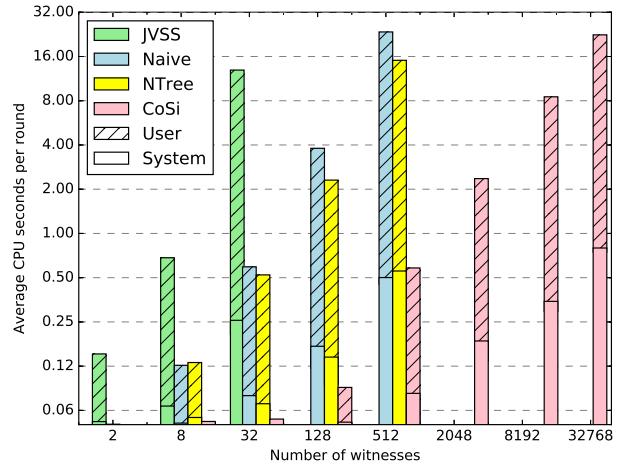


Fig. 4. Per-node, per-round computation cost versus number of participating witnesses.

The JVSS approach proves to be the least scalable variant, becoming impractical beyond about 32 witnesses. This poor scalability results from the fact that JVSS requires each of the N witnesses to serve in a “dealer” role, each producing an N -share secret polynomial whose shares are encrypted and sent to the other N nodes. Every node must then combine the N public polynomials and the N encrypted shares it receives to form shares of a joint master polynomial. In threshold Schnorr signing using JVSS, this $O(N^2)$ dealing cost is incurred both during initial key-pair setup and during *each* signing round, because it is required to produce a fresh shared Schnorr commit \hat{V}_0 each round whose private value is not known to any individual or sub-threshold group of participants. Using a pairing-based signature scheme such as BLS [19] in place of Schnorr could eliminate the need to deal a fresh commit per signing round and thus reduce the per-round cost of JVSS signing, but the $O(N^2)$ joint dealing cost would still be required at key generation time.

C. Computation Costs

The next experiment focuses on the protocol’s per-node computation costs for signing and signature verification. The CoSi leader periodically initiates new collective signing rounds, and we measure the total CPU time per round imposed on the most heavily-loaded participant. Since all CoSi participants check the (partial) signatures submitted by their children in the process of producing the full aggregate signature, this computation cost includes the cost of signature checking.

Figure 4 shows how measured System and User time on the most heavily-loaded signing node (typically the root) varies depending on the number of cosigning witnesses. The figure also shows the computation costs of comparable Naive and NTree cosigning approaches using individual signatures, as well as using joint verifiable secret sharing (JVSS). As expected, the computational cost of the CoSi protocol stays relatively flat regardless of scale, whereas the computation

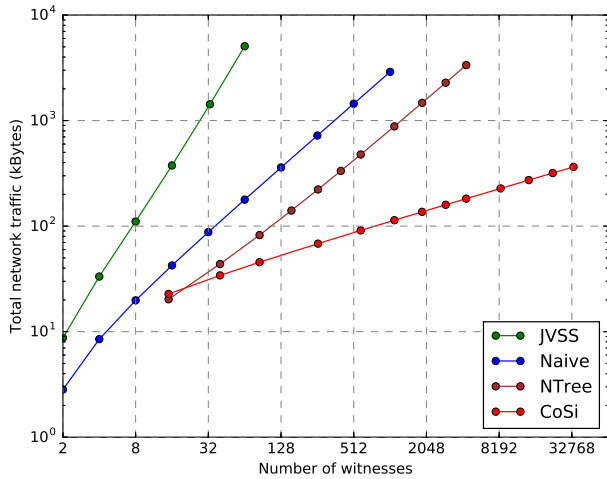


Fig. 5. Network traffic (bandwidth consumption) at the root node versus number of participating witnesses.

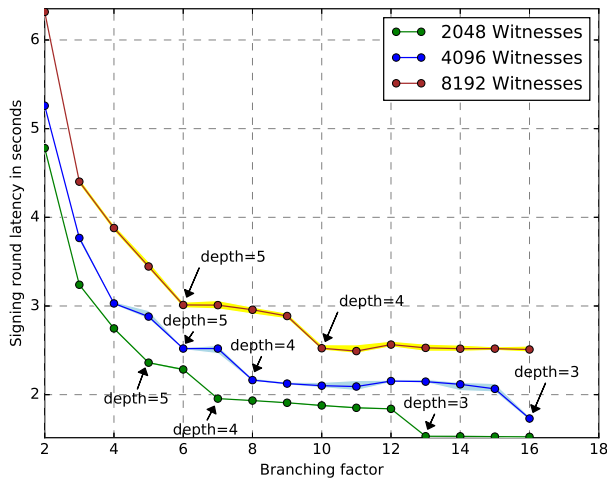


Fig. 6. Collective signing latency versus branching factor.

costs of the competing schemes begin to explode with groups beyond a few tens of witnesses.

The measured computation time is often greater than the wall-clock signing latency because computation is done in parallel and the graph represents the sum of the CPU time spent by all threads running on a given witness server.

D. Network Traffic

The next experiment measures the total network traffic produced by CoSi in comparison with the Naive, NTree, and JVSS baselines. Figure 5 shows these results. Due to CoSi’s aggregation mechanism, network traffic at the root node rises much more slowly than in the the baseline schemes, which all lack the benefit of aggregation, as the number of witnesses grows. JVSS puts a particularly high burden on the network due to its $O(N^2)$ communication complexity.

E. Effects of Spanning Tree Configuration

Our next experiment explores the tradeoffs in organizing the spanning tree with which CoSi aggregates signatures: in particular the tradeoffs between wide, shallow trees and narrower, deeper trees. This experiment is parameterized by the tree’s *branching factor*, or maximum number of children per interior node, where 2 represents a binary tree.

Figure 6 shows the relationship between per-round signing latency and branching factor in spanning trees containing 2,048, 4,096, and 8,192 witnesses total, respectively. Low branching factors increase tree depth, increasing root to leaf round-trip latency by about 200 milliseconds per unit of depth added. On the other hand, low branching factors also decrease both the CPU time spent per node and the communication costs each node incurs coordinating with its children.

Empirically, we find that the higher the branching factor the lower the signing latency. For example, in the case of 2,048 witnesses and a branching factor of 16, we get a tree depth of 3 and a collective signing latency of below 2 seconds. For trees of depth 3 or less we find that computation time dominates, while for depths 5 or more network latencies begin to dominate. The current CoSi prototype makes no attempt to optimize its computations, however; further optimization of the computations might make small depths more attractive.

F. Effects of Testbed Oversubscription

Since we did not have thousands of dedicated physical hosts on which to evaluate CoSi, we had to “oversubscribe” the testbed by running multiple CoSi witness processes on each physical testbed machine. The spanning trees are laid out such that no two adjacent nodes in the tree run on the same physical host, ensuring that the 200ms round-trip delays imposed by DeterLab apply to all pairs of communicating witnesses in the tree. However, oversubscription can introduce experimentation artifacts resulting from compute load on each physical machine and different CoSi witness processes’ contention for other system resources; we would like to measure the potential severity of these effects.

Figure 7 shows the signing round latencies we measured for experiments using a given number of witnesses on the x -axis, but with these witness processes spread across 8, 16, or 32 physical machines to compare different levels of oversubscription. Unsurprisingly, the latencies become noticeably worse at higher levels of oversubscription (fewer physical machines), and this effect naturally increases as total number of witnesses and hence total load per machine increases. Nevertheless, even with these oversubscription effects the measured latencies remain “in the same ballpark” for groups up to 4,096 witnesses (512× oversubscription on 8 machines). The performance decrease observable in Figure 3 for more than 8,192 CoSi-witnesses can be also attributed to oversubscription and thus to the increased computational load the 32 physical machines have to handle. Thus, since experimental oversubscription works against CoSi’s performance and scalability, we can treat these experimental results as conservative bounds on signing time per round; a deployed witness cohority using dedicated

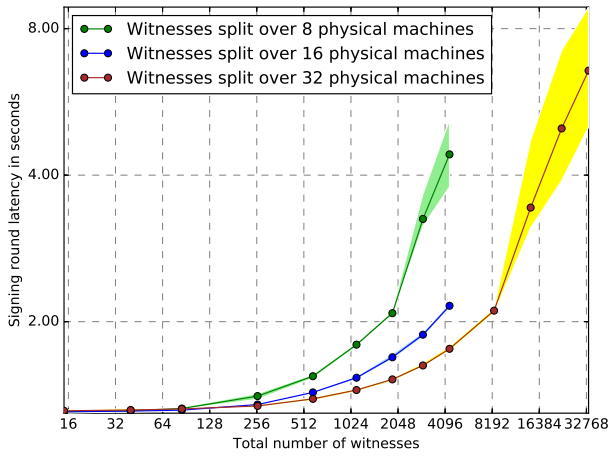


Fig. 7. Collective signing latency versus testbed oversubscription ratio (witness processes per physical machine) for a tree depth of 3.

(or at least less-overloaded) witness servers may well perform significantly better than in our experiments.

G. Timestamping Application Scalability

As discussed in Section V-A, our timestamping application uses CoSi periodically to sign timestamp records that can aggregate many clients’ timestamp requests each round. In addition, further leveraging CoSi’s scalable structure, the timestamp service allows not only the leader but also the witness servers to handle timestamp requests from clients, each server forming a local Merkle tree of timestamps per round and then aggregating these local trees into one global tree during the Commit phase of the CoSi protocol.

To evaluate the scalability of this timestamping service, as opposed to the “bare” performance of CoSi signing, we ran an experiment in which for each CoSi server a separate process on the same physical machine acted as a client sending timestamp requests at a constant rate. We tested the system under a variety of client load rates, from one request every 5 seconds to one request every 13ms – the last case amounting to 80 requests per second on each timestamp server. Client loads within this range did not significantly affect the collective signing latencies we observed, however, so we omit these graphs.

At large-scale experiments with 4,096 timestamp/witness servers spread across 16 physical testbed machines (256 servers per machine), each physical machine effectively handled an aggregate client load of about 20,000 timestamp requests per second, or 320,000 timestamp requests per second across the 4096-server collective. Further, the current CoSi implementation and timestamp server code is largely unoptimized and completely unparallelized within each server: with more powerful, unshared machines, we expect that each server could readily handle much larger timestamping service loads.

H. Difficulty of Retrofitting Existing Authorities

Finally, to provide an informal sense for the software implementation costs of retrofitting existing authority systems to

support witness cosigning, we relate our experience adapting the CT log server. In this case, the log server is written in a different language (C++), and we did not attempt to combine the log server and CoSi implementation in a single program. Instead, when our modified CT log server is configured to attach collective signatures to its Signed Tree Heads (STHs), the log server first prepares the STH internally, then uses inter-process communication to request that a separate process implementing the CoSi leader initiate a signing round. The CT log server’s STH signing process then waits for the CoSi round to complete, and incorporates the CoSi-generated collective signature into an extension field in the STH. The verification is done in a separate program that requests the STH from the log server and verifies the signature against the aggregate public key of the CoSi-tree.

With this two-process approach to integrating CoSi, the necessary changes to the CT log server amounted to only about 315 lines as counted by CLOC [41], or 385 “raw” source code lines. Further, this integration took less than one person-week of effort. While a production deployment would of course involve significantly more effort than merely writing the code, nevertheless our experience suggests that it may be quite practical to strengthen existing authorities by retrofitting them to add witness cosigning support.

VII. DISCUSSION AND FUTURE WORK

This paper’s primary technical focus has been on the basic CoSi protocol for collective witnessing and signing; we make no pretense to have addressed all the important issues relevant to applying CoSi in any particular cothority application context. However, we briefly revisit some of the motivating applications introduced in Section II in light of the above implementation and evaluation results.

a) *Logging and Timestamping Authorities:* While the current CoSi prototype is basic, it nevertheless already implements the essential functionality of classic tamper-evident logging and timestamping authorities [2], [63], [120]. As neither the leader nor any signer can produce a collective signature without the participation of a quorum of the potentially large collective, such a timestamp cothority can offer much stronger protection against the equivocation, history-rewriting, or log-entry back-dating attacks that a centralized timestamp service can mount if compromised. When integrated into a directory [89] or software update service [115], this timestamping architecture can offer strong proofs of freshness, by enabling clients to submit random challenges and verify that their challenges are included in the service’s next signed update.

b) *Certificate Authorities:* Adding proactive transparency and protecting clients against stolen CA-related keys (including CT log server keys) may be the most compelling and immediately urgent use-case for CoSi. While adding witness cosigning to CT’s log server as we explored above represents one fairly simple and potentially worthwhile step, more substantial modifications to the current CA system may be needed to address other major issues such as certificate freshness and revocation [82].

We envision that in a witness cothority architecture in which not just one CA but many of them inspect and collectively sign certificates, stolen CA keys such as those of DigiNotar [8], [22] and Comodo [21] would not by themselves be usable to sign certificates that a web browser would accept. Not just CAs but browser vendors and security companies could incorporate monitoring servers into the certificate cothority as signers, to watch for and perhaps proactively impose a temporary “veto” on the signing of unauthorized certificates, such as certificates proposed by a CA that is not recorded as having contractual authority over a given domain. Giving other CAs serving as witnesses even temporary veto power over a CA’s certificate issuance processes creates DoS concerns, but such concerns might be alleviated provided administrative communication channels between CAs and witnesses are effective.

Deploying a more general certificate cothority would of course require addressing many additional issues beyond the basic collective signing mechanism covered here, not just technical but also organizational and political. One important technical challenge is backward compatibility and incremental deployment. We anticipate that current root CAs might gradually transition their root signing keys into witness cothority keys, with their current sets of delegated CAs (and any other cooperating root CAs) serving as witnesses. Each root CA could transition independently at its own pace, driven by pressure from users and browser vendors to increase security. Web browsers would need to be upgraded gradually to support aggregation-compatible signature schemes such as Schnorr in addition to the currently common RSA, DSA, and ECDSA schemes. During their transition period root CAs could retain traditional root CA certificates for use in older web browsers while embedding root cothority certificates instead into suitably upgraded browsers. However, we leave to future work a detailed exploration and analysis of the “right” way to integrate witness cosigning into the CA system.

c) Public Randomness Authorities: While not our present focus, the current CoSi prototype also effectively implements a simple collective public randomness service that could improve the trustworthiness of public randomness authorities [?], [109]. Notice that in phase 2 of the signing protocol (Section III-E) each server i commits to a fresh random secret v_i , contributing to a collective random secret $\sum_i v_i$ that no participant will know unless *all* signers are compromised or the discrete-log hardness assumption fails. The final response produced in phase 4 depends unpredictably and 1-to-1 on this random secret and the collective challenge c . Thus, we can use the final aggregate response \hat{r}_0 as a per-round public random value that was collectively committed in phase 2 but will be unpredictable and uncontrollable by any participant unless all signers are colluding.

While these random outputs will be unpredictable and uncontrollable, our current prototype cannot guarantee that they are fully *unbiased*, due to its reliance on the signing exception mechanism for availability. In particular, if a malicious leader colludes with f other signers, then the leader can control whether these colluders appear online or offline to produce up

to 2^f different possible final aggregate responses with different exception-sets, and choose the one whose response is “most advantageous” to the leader, just before completing phase 4 of the protocol. Alternative approaches to handling witness failures, through the judicious use of verifiable secret sharing (VSS) techniques for example [55], [124], might be able to address this bias issue, by ensuring that *every* node’s secret is unconditionally incorporated in the final response, unless a catastrophic failure makes some server’s secret unrecoverable even via secret-sharing.

With these changes, a future version of CoSi might be able to offer bias-resistant randomness in a conventional but scalable threshold-security model, contrasting with more exotic approaches recently proposed using new cryptographic primitives and hardness assumptions [79] or the Bitcoin blockchain [20] for example. We again leave exploration of this opportunity to future work.

d) Other Types of Authorities: Integrating witness cosigning into blockchain systems such as Bitcoin [102] present interesting opportunities to improve blockchain security and performance [70]. The tree-based scaling techniques explored here may also be applicable to decentralizing other cryptographic primitives such as public-key encryption/decryption. A large-scale cothority might collectively decrypt ElGamal [51] ciphertexts at particular future dates or on other checkable conditions, to implement time-lock vaults [100], [111], key escrows [43], or fair-exchange protocols [58].

VIII. RELATED WORK

The theoretical foundations for CoSi and witness cothorities already exist in the form of threshold signatures [17], [119], aggregate signatures [18], [84], [85], and multisignatures [12], [93]. Threshold signatures allow some subset of authorized signers to produce a signature, however, often making it impossible for the verifier to find out which signers were actually involved. In aggregate signatures, a generalization of multisignatures, signers produce a short signature by combining their signatures on individual statements through an often serial process. On the other hand, multisignatures closely fit the requirements of CoSi for security, efficiency and the simplicity of generation across many signers. However, to our knowledge these primitives have been deployed only in small groups (*e.g.*, ≈ 10 nodes) in practice, and we are aware of no prior work experimentally evaluating the practical scalability of threshold crypto or multisignature schemes.

Merkle signatures [23], [90], [92] employ Merkle trees for a different purpose, enabling a single signer to produce multiple one-time signatures verifiable under the same public key.

Online timestamping services [2], [63] and notaries [120] enable clients to prove the existence of some data (*e.g.*, contracts, research results, copyrightable work) before a certain point in time by including it in a timestamped log entry. Typically, a trusted third party acts as a timestamping authority [46], [59], [114] and has a unilateral power to include, exclude or change the log of timestamped data.

Many distributed systems rely on tamper-evident logging [38], [81]. Logging services are vulnerable to equivocation, however, where a malicious server rewrites history or presents different “views of history” to different clients. Solutions include weakening consistency guarantees as in SUNDR [81], adding trusted hardware as in TrInc [80] or relying on a trusted party [116]. Certificate Transparency or CT [76], [78] and NIST’s Randomness Beacon [?] are examples of application-specific logging services that exemplify issues related to a trusted-party design paradigm.

Directory services such as Namecoin [131], and Keybase [37] use blockchains such as Bitcoin [102] as a decentralized timestamping authority [69]. With this approach, history rewriting or equivocation attacks become difficult once a transaction is deeply embedded in the blockchain – but clients unfortunately have no efficient decentralized way to *verify* that a timestamp transaction is in the blockchain, other than by downloading and tracking the blockchain themselves or by trusting the say-so of centralized “full nodes.” Blockchains with collectively signed transactions [70] might address this verification weakness in the blockchain approach.

There are many proposals to address PKI weaknesses [36]. Browsers such as Chrome and Firefox hard-code or *pin* public keys for particular sites such as `google.com` [52], [72] or particular CAs for each site – but browsers cannot ship with hard-coded certificates or CAs for each domain for the whole Web. Alternatively, browsers pin the first certificate a client sees [121] protecting a site’s regular users but not new users. TACK [88], another approach to pinning, offers site owners the ability to authorize TLS keys for their domain using a long-term TACK key they control. Since the client’s browser must witness a pin on two different occasions, TACK protects users from opportunistic attackers but it does not prevent an attacker with a long-term access to the victim’s network from tricking him to accept incorrect pins.

More recent mitigations for CA weaknesses rely on logging and monitoring certificates as proposed in systems like AKI [68], ARPki [10], PoliCert [125], and CT [76], [78]. Now deployed in the Chrome browser, CT requires CAs to insert newly-signed certificates into public logs, which independent auditors and monitors check for consistency and invalid certificates. Even with CT, an attacker can unfortunately still create a fake EV certificate that the Chrome browser will accept by stealing the secret keys of, or secretly coercing signatures from, only three servers: any single CA and any two CT log servers [77]. If the attacker also blocks the targeted device from gossiping with public CT servers after accepting this fake certificate, the attacker can hide this attack indefinitely [57]. CT’s reliance on clients being able to gossip with monitors and auditors also raises latency and privacy concerns.

COCA [135] distributes the operation of a CA across multiple servers, and Secure Distributed DNS [27] similarly distributes a DNSSEC [6] name service. These systems represent precedents for CoSi’s collective witnessing approach, but distribute trust across only a small group: at most four servers in COCA’s experiments and seven in Secure Distributed DNS.

Some of these trust-splitting protocols have used threshold signatures as a primitive [25], [26], [108], as CoSi does.

The NIST Randomness Beacon [?] logs random values it produces by signing them using its own secret key and chaining them with previously produced values. While a dishonest beacon cannot selectively change individual entries, it could rewrite history from a chosen point and present different views of the history to different clients. Additionally, there is no guarantee of freshness of the published randomness. While the quality of the output is likely not affected if the beacon precomputes the randomness, the beacon gets to see these values beforehand, leaving it vulnerable to insider attacks.

TUF [115] and Diplomat [73] address software download and update vulnerabilities [13], [31], [104], in a framework that supports threshold signing by creating and checking multiple independent signatures. Application Transparency [53] adapts CT to software downloads and updates. CoSi complements both TUF and Application Transparency by greatly increasing the number of independent servers an attacker must compromise in order to keep the compromise secret.

IX. CONCLUSION

This paper has demonstrated how using theoretically established and well-understood cryptographic techniques, we can add efficient, scalable *witness cosigning* to new or existing authority services. Witness cosigning offers proactive rather than merely retroactive transparency, by ensuring that an attacker who compromises the authority’s secret keys cannot individually sign a statement clients will accept without also submitting that statement to many witnesses for cosigning, creating a high probability of immediate detection. By making authority keys relatively useless “in secret,” witness cosigning also reduces the value of an authority’s keys to attackers wishing to operate in secret, disincentivizing attacks against the authority’s keys in the first place. The encouraging scalability and performance results we have observed with our CoSi prototype lead us to believe that large-scale witness coauthorities are practical. If this is the case, we feel that there may be little remaining technical reason to settle for the centralized, weakest-link security offered by current designs for today’s common types of critical authorities. We can and should demand stronger, more decentralized security and transparency from the Internet’s critical authorities.

Acknowledgments

We wish to thank Tony Arcieri, Dan Boneh, Joe Bonneau, Christian Cachin, Justin Cappos, Rachid Guerraoui, Jean-Pierre Hubaux, Ben Laurie, Eran Messeri, Linus Nordberg, Rene Peralta, Apostol Vassilev, and the anonymous reviewers for valuable feedback and discussion during this project. We also wish to thank Stephen Schwab and the entire DeterLab team for their tireless support for our experiments. This research was supported in part by the NSF under grants CNS-1407454 and CNS-1409599.

REFERENCES

- [1] S. Ackerman. FBI chief wants ‘backdoor access’ to encrypted communications to fight Isis. *The Guardian*, July 2015.
- [2] C. Adams and D. Pinkas. Internet X.509 public key infrastructure time stamp protocol (TSP). 2001.
- [3] L. M. Adleman. Implementing an electronic notary public. In *Advances in Cryptology*, 1983.
- [4] M. Alicherry and A. D. Keromytis. DoubleCheck: Multi-path verification against man-in-the-middle attacks. In *14th IEEE Symposium on Computers and Communications (ISCC)*, July 2009.
- [5] American National Standards Institute. Elliptic curve digital signature algorithm (ECDSA), 2005. ANSI X9.62:2005.
- [6] R. Arends, R. Austein, M. Larson, D. Massey, and S. Rose. DNS Security Introduction and Requirements, Mar. 2005. RFC 4033.
- [7] S. Ariyapperuma and C. J. Mitchell. Security vulnerabilities in DNS and DNSSEC. In *2nd International Conference on Availability, Reliability and Security (ARES)*, Apr. 2007.
- [8] C. Arthur. DigiNotar SSL certificate hack amounts to cyberwar, says expert. *The Guardian*, Sept. 2011.
- [9] D. Atkins and R. Austein. Threat Analysis of the Domain Name System (DNS), Aug. 2004. RFC 3833.
- [10] D. Basin, C. Cremers, T. H.-J. Kim, A. Perrig, R. Sasse, and P. Szalachowski. ARPki: Attack resilient public-key infrastructure. In *ACM Conference on Computer and Communications Security (CCS)*, 2014.
- [11] A. Bates, J. Pletcher, T. Nichols, B. Hollembaek, and K. R. B. Butler. Forced perspectives: Evaluating an SSL trust enhancement at scale. In *Internet Measurement Conference (IMC)*, Nov. 2014.
- [12] M. Bellare and G. Neven. Multi-signatures in the plain public-key model and a general forking lemma. In *ACM Conference on Computer and Communications Security (CCS)*, 2006.
- [13] A. Bellissimo, J. Burgess, and K. Fu. Secure Software Updates: Disappointments and New Challenges. In *1st USENIX Workshop on Hot Topics in Security (HotSec)*, July 2006.
- [14] D. J. Bernstein, N. Duif, T. Lange, P. Schwabe, and B.-Y. Yang. High-speed high-security signatures. *Journal of Cryptographic Engineering*, 2(2):77–89, 2012.
- [15] B. H. Bloom. Space/time trade-offs in hash coding with allowable errors. *Communications of the ACM*, 13(7):422–426, 1970.
- [16] J. Bobbio (Lunar). Reproducible Builds for Debian. In *FOSDEM*, Feb. 2014.
- [17] A. Boldyreva. Threshold signatures, multisignatures and blind signatures based on the Gap-Diffie-Hellman-Group signature scheme. In *Public key cryptography - PKC 2003*. 2002.
- [18] D. Boneh, C. Gentry, B. Lynn, H. Shacham, et al. A survey of two signature aggregation techniques. *RSA cryptobytes*, 2003.
- [19] D. Boneh, B. Lynn, and H. Shacham. Short signatures from the Weil pairing. In *ASIACRYPT*, Dec. 2001.
- [20] J. Bonneau, J. Clark, and S. Goldfeder. On Bitcoin as a public randomness source. *Cryptology ePrint Archive*, Report 2015/1015, 2015.
- [21] P. Bright. How the Comodo certificate fraud calls CA trust into question. *arstechnica*, Mar. 2011.
- [22] P. Bright. Another fraudulent certificate raises the same old questions about certificate authorities. *arstechnica*, Aug. 2011.
- [23] J. Buchmann, E. Dahmen, E. Klintsevich, K. Okeya, and C. Vuillaume. Merkle signatures with virtually unlimited signature capacity. In *Applied Cryptography and Network Security*, 2007.
- [24] M. Burgess. UN privacy chief: UK surveillance bill is ‘worse than scary’. *Wired.co.uk*, Nov. 2015.
- [25] C. Cachin, K. Kursawe, F. Petzold, and V. Shoup. Secure and efficient asynchronous broadcast protocols. In *Advances in Cryptology (CRYPTO)*, Aug. 2001.
- [26] C. Cachin, K. Kursawe, and V. Shoup. Random oracles in Constantinople: Practical asynchronous Byzantine agreement using cryptography. In *19th ACM Symposium on Principles of Distributed Computing (PODC)*, July 2000.
- [27] C. Cachin and A. Samar. Secure distributed DNS. In *Dependable Systems and Networks (DSN)*, July 2004.
- [28] J. Callas, L. Donnerhacke, H. Finney, D. Shaw, and R. Thayer. OpenPGP message format, Nov. 2007. RFC 4880.
- [29] J. Cappel. Avoiding theoretical optimality to efficiently and privately retrieve security updates. In *17th Financial Cryptography and Data Security (FC)*, Apr. 2013.
- [30] J. Cappel and J. H. Hartman. San Fermín: Aggregating large data sets using a binomial swap forest. In *5th USENIX Symposium on Networked System Design and Implementation (NSDI)*, Apr. 2008.
- [31] J. Cappel, J. Samuel, S. Baker, and J. H. Hartman. A Look In the Mirror: Attacks on Package Managers. In *15th ACM Conference on Computer and Communications Security (CCS)*, Oct. 2008.
- [32] M. Castro, P. Druschel, A.-M. Kermarrec, A. Nandi, A. Rowstron, and A. Singh. SplitStream: high-bandwidth multicast in cooperative environments. In *ACM Symposium on Operating Systems Principles (SOSP)*, 2003.
- [33] M. Castro and B. Liskov. Practical Byzantine fault tolerance. In *3rd USENIX Symposium on Operating Systems Design and Implementation (OSDI)*, Feb. 1999.
- [34] S. Checkoway, M. Fredrikson, R. Niederhagen, A. Everspaugh, M. Green, T. Lange, T. Ristenpart, D. J. Bernstein, J. Maskiewicz, and H. Shacham. On the practical exploitability of Dual EC in TLS implementations. In *USENIX Security Symposium*, 2014.
- [35] S. Chokhani and W. Ford. Internet X.509 public key infrastructure certificate policy and certification practices framework. 1999. RFC 2527.
- [36] J. Clark and P. C. van Oorschot. SoK: SSL and HTTPS: Revisiting past challenges and evaluating certificate trust model enhancements. In *IEEE Symposium on Security and Privacy*, May 2013.
- [37] C. Coyne and M. Krohn. Keybase.io, 2014.
- [38] S. A. Crosby and D. S. Wallach. Efficient data structures for tamper-evident logging. In *USENIX Security Symposium*, Aug. 2009.
- [39] I. Dacosta, M. Ahamad, and P. Traynor. Trust no one else: Detecting MITM attacks against SSL/TLS without third-parties. In *17th European Symposium on Research in Computer Security (ESORICS)*, Sept. 2012.
- [40] I. Damgård. On Σ -protocols, 2010.
- [41] A. Daniel. Counting Lines of Code. <http://cloc.sourceforge.net/>.
- [42] S. E. Deering and D. R. Cheriton. Multicast routing in datagram internetworks and extended LANs. *ACM Transactions on Computer Systems*, 8(2), May 1990.
- [43] D. E. Denning and D. K. Branstad. Key escrow encryption systems. *Communications of the ACM*, 39(3):35, 1996.
- [44] DeterLab network security testbed, September 2012. <http://isi.deterlab.net/>.
- [45] T. Dierks and E. Rescorla. The transport layer security (TLS) protocol version 1.2, Aug. 2008. RFC 5246.
- [46] DigiStamp - Trusted TimeStamp Authority. <https://www.digistamp.com/>.
- [47] R. Dingledine, N. Mathewson, and P. Syverson. Tor: the second-generation onion router. In *13th USENIX Security Symposium*, Aug. 2004.
- [48] C. Doctorow. Using distributed code-signatures to make it much harder to order secret backdoors. *BoingBoing*, Mar. 2016.
- [49] J. R. Douceur. The Sybil attack. In *1st International Workshop on Peer-to-Peer Systems (IPTPS)*, Mar. 2002.
- [50] Electronic Frontier Foundation. The EFF SSL Observatory, 2011.
- [51] T. ElGamal. A public key cryptosystem and a signature scheme based on discrete logarithms. In G. Blakley and D. Chaum, editors, *Advances in Cryptology*, Lecture Notes in Computer Science. Springer Berlin / Heidelberg, 1985.
- [52] C. Evans, C. Palmer, and R. Slevi. Public key pinning extension for HTTP, Apr. 2015. RFC 7469.
- [53] S. Fahl, S. Dechand, H. Perl, F. Fischer, J. Smrcek, and M. Smith. Hey, NSA: Stay away from my market! Future proofing app markets against powerful attackers. In *Proceedings of the 2014 ACM SIGSAC Conference on Computer and Communications Security, CCS '14*, pages 1143–1155, New York, NY, USA, 2014. ACM.
- [54] A. Feinberg. Gogo Wi-Fi Is Using Man-in-the-Middle Malware Tactics on Its Own Users. *Gizmodo*, Jan. 2015.
- [55] P. Feldman. A practical scheme for non-interactive verifiable secret sharing. In *Foundations of Computer Science*, 1987.
- [56] A. Fiat and A. Shamir. How to prove yourself: practical solutions to identification and signature problems. In *IACR International Cryptology Conference (CRYPTO)*, pages 186–194, 1987.
- [57] B. Ford. Apple, FBI, and Software Transparency. *Freedom to Tinker*, Mar. 2016.
- [58] M. K. Franklin and M. K. Reiter. Fair exchange with a semi-trusted third party. In *ACM Conference on Computer and Communications Security*, Apr. 1997.
- [59] Free Timestamping Authority. <http://www.freetsa.org/>.

- [60] A. Freier, P. Karlton, and P. Kocher. The secure sockets layer (SSL) protocol version 3.0, Aug. 2011. RFC 6101.
- [61] The Go programming language, Jan. 2015. <http://golang.org/>.
- [62] A. Greenberg. Tor Says Feds Paid Carnegie Mellon \$1M to Help Unmask Users. *Wired*, Nov. 2015.
- [63] S. Haber and W. S. Stornetta. How to time-stamp a digital document. *Journal of Cryptology*, 1991.
- [64] B. Haberman, Ed. and D. Mills. Network time protocol version 4: Autokey specification, June 2010. RFC 5906.
- [65] J. Hoffman-Andrews. Verizon injecting perma-cookies to track mobile customers, bypassing privacy controls, Nov. 2014.
- [66] L. Kessem. Certificates-as-a-Service? Code Signing Certs Become Popular Cybercrime Commodity. *Security Intelligence*, Sept. 2015.
- [67] I. Khrennikov. Putin Sets \$110,000 Bounty for Cracking Tor as Anonymous Internet Usage in Russia Surges. *Bloomberg Business*, July 2014.
- [68] T. H.-J. Kim, L.-S. Huang, A. Perrig, C. Jackson, and V. Gligor. Accountable key infrastructure (AKI): A proposal for a public-key validation infrastructure. In *International World Wide Web Conference (WWW)*, 2014.
- [69] J. Kirk. Could the Bitcoin network be used as an ultrasecure notary service? *Computerworld*, May 2013.
- [70] E. Kokoris-Kogias, P. Jovanovic, N. Gailly, I. Khoffi, L. Gasser, and B. Ford. Enhancing Bitcoin Security and Performance with Strong Consistency via Collective Signing. <http://arxiv.org/abs/1602.06997>, Feb. 2016.
- [71] O. Kolkman, W. Mekking, and R. Gieben. DNSSEC Operational Practices, Version 2, Dec. 2012. RFC 6781.
- [72] M. Kranch and J. Bonneau. Upgrading HTTPS in mid-air: An empirical study of strict transport security and key pinning. In *Network and Distributed System Security Symposium (NDSS)*, Feb. 2015.
- [73] T. K. Kuppusamy, S. Torres-Arias, V. Diaz, and J. Cappos. Diplomat: Using delegations to protect community repositories. In *13th USENIX Symposium on Networked Systems Design and Implementation (NSDI)*, Mar. 2016.
- [74] A. Langley. Further improving digital certificate security. *Google Online Security Blog*, Dec. 2013.
- [75] A. Langley. Maintaining digital certificate security. *Google Online Security Blog*, Mar. 2015.
- [76] B. Laurie. Certificate Transparency. *ACM Queue*, 12(8), Sept. 2014.
- [77] B. Laurie. Improving the Security of EV Certificates, May 2015.
- [78] B. Laurie, A. Langley, and E. Kasper. Certificate transparency, June 2013. RFC 6962.
- [79] A. K. Lenstra and B. Wesolowski. A random zoo: sloth, unicorn, and trx. *Cryptology ePrint Archive*, Report 2015/366, 2015.
- [80] D. Levin, J. R. Douceur, J. R. Lorch, and T. Moscibroda. TrInc: Small trusted hardware for large distributed systems. In *NSDI*, 2009.
- [81] J. Li, M. Krohn, D. Mazières, and D. Shasha. Secure untrusted data repository (SUNDR). In *6th USENIX Symposium on Operating Systems Design and Implementation (OSDI)*, Dec. 2004.
- [82] Y. Liu, W. Tome, L. Zhang, D. Choffnes, D. Levin, B. Maggs, A. Mislove, A. Schulman, and C. Wilson. An End-to-End Measurement of Certificate Revocation in the Web's PKI. In *Internet Measurement Conference (IMC)*, Oct. 2015.
- [83] M. A. Lombardi. NIST Time and Frequency Services, Jan. 2002. NIST Special Publication 432.
- [84] S. Lu, R. Ostrovsky, A. Sahai, H. Shacham, and B. Waters. Sequential aggregate signatures and multisignatures without random oracles. In *Conference on Theory and application of cryptographic techniques (EUROCRYPT)*, 2006.
- [85] D. Ma and G. Tsudik. A new approach to secure logging. *ACM Transactions on Storage*, 5(1), Mar. 2009.
- [86] A. Malhotra, I. E. Cohen, E. Brakke, and S. Goldberg. Attacking the Network Time Protocol. In *Network and Distributed System Security Symposium (NDSS)*, Feb. 2016.
- [87] M. Marlinspike. SSL and the future of authenticity. In *BlackHat USA*, Aug. 2001.
- [88] M. Marlinspike and T. Perrin, Ed. Trust assertions for certificate keys, Jan. 2013. Internet-Draft draft-perrin-tls-tack-02.txt (Work in Progress).
- [89] M. S. Melara, A. Blankstein, J. Bonneau, E. W. Felten, and M. J. Freedman. CONIKS: bringing key transparency to end users. In *Proceedings of the 24th USENIX Conference on Security Symposium*, pages 383–398. USENIX Association, 2015.
- [90] R. C. Merkle. *Secrecy, authentication, and public key systems*. PhD thesis, Stanford University, 1979.
- [91] R. C. Merkle. A digital signature based on a conventional encryption function. In *Advances in Cryptology (CRYPTO)*, 1988.
- [92] R. C. Merkle. A certified digital signature. In *Advances in Cryptology (CRYPTO)*, 1989.
- [93] S. Micali, K. Ohta, and L. Reyzin. Accountable-subgroup multisignatures. In *ACM Conference on Computer and Communications Security (CCS)*, 2001.
- [94] M. Michels and P. Horster. On the risk of disruption in several multiparty signature schemes. In *Advances in Cryptology (ASIACRYPT)*, 1996.
- [95] D. Mills, J. Martin, Ed., J. Burbank, and W. Kasch. Network time protocol version 4: Protocol and algorithms specification, June 2010. RFC 5905.
- [96] D. L. Mills. Internet time synchronization: The network time protocol. *IEEE Transactions on Communications*, 39(10), Oct. 1991.
- [97] M. Mimoso. D-Link Accidentally Leaks Private Code-Signing Keys. *ThreatPost*, Sept. 2015.
- [98] P. Mockapetris. Domain names: concepts and facilities, Nov. 1987. RFC 1034.
- [99] P. V. Mockapetris and K. J. Dunlap. Development of the Domain Name System. In *ACM SIGCOMM (SIGCOMM)*, Aug. 1988.
- [100] M. C. Mont, K. Harrison, and M. Sadler. The HP time vault service: Exploiting IBE for timed release of confidential information. In *12th International World Wide Web Conference (WWW)*, May 2003.
- [101] D. Z. Morris. Inside the world of national cryptocurrencies. *Fortune*, Apr. 2014.
- [102] S. Nakamoto. Bitcoin: A peer-to-peer electronic cash system, Oct. 2008.
- [103] L. Nordberg, D. Gillmor, and T. Ritter. Gossiping in CT. Internet-Draft draft-linus-trans-gossip-ct-02, July 2015.
- [104] Null Byte. Hack Like a Pro: How to Hijack Software Updates to Install a Rootkit for Backdoor Access. *WonderHowTo*, 2014.
- [105] K. Ohta and T. Okamoto. Multi-signature schemes secure against active insider attacks. *IEICE Transactions on Fundamentals of Electronics, Communications and Computer Sciences*, Jan. 1999.
- [106] Y. Pettersen. The Transport Layer Security (TLS) Multiple Certificate Status Request Extension, June 2013. RFC 6961.
- [107] J. Porup. How Debian Is Trying to Shut Down the CIA and Make Software Trustworthy Again. *Motherboard*, Sept. 2015.
- [108] H. V. Ramasamy and C. Cachin. Parsimonious asynchronous Byzantine-fault-tolerant atomic broadcast. In *9th International Conference on Principles of Distributed Systems (OPODIS)*, Dec. 2005.
- [109] Randomness and Integrity Services Ltd. *random.org*, 1998.
- [110] Reddit: NIST Randomness Beacon. http://www.reddit.com/r/crypto/comments/21apkx/nist_randomness_beacon/.
- [111] R. L. Rivest, A. Shamir, and D. A. Wagner. Time-lock puzzles and timed-release crypto. Technical report, Cambridge, MA, USA, Mar. 1996.
- [112] M. D. Ryan. Enhanced certificate transparency and end-to-end encrypted mail. In *Network and Distributed System Security Symposium (NDSS)*, Feb. 2014.
- [113] L. Ryge. Most software already has a “golden key” backdoor: the system update. *arstechnica*, Feb. 2016.
- [114] Safe Creative. Timestamping Authority. <http://tsa.safecreative.org/>.
- [115] J. Samuel, N. Mathewson, J. Cappos, and R. Dingledine. Survivable Key Compromise in Software Update Systems. In *17th ACM Conference on Computer and Communications security (CCS)*, Oct. 2010.
- [116] B. Schneier and J. Kelsey. Secure audit logs to support computer forensics. volume 2, pages 159–176, May 1999.
- [117] C.-P. Schnorr. Efficient identification and signatures for smart cards. In *Advances in Cryptology (CRYPTO)*, 1990.
- [118] J. Sermersheim. Lightweight directory access protocol (LDAP): The protocol, June 2006. RFC 4511.
- [119] V. Shoup. Practical threshold signatures. In *EUROCRYPT*, 2000.
- [120] E. G. Sirer. Introducing Virtual Notary, June 2013.
- [121] C. Soghoian and S. Stamm. Certified lies: detecting and defeating government interception attacks against SSL. In *Financial Cryptography and Data Security*, Feb. 2011.
- [122] Russia's Bitruble to be World's First State-Controlled Cryptocurrency. *Sputnik*, Sept. 2015.

- [123] How useful is NIST's Randomness Beacon for cryptographic use? <http://crypto.stackexchange.com/questions/15225/how-useful-is-nists-randomness-beacon-for-cryptographic-use>.
- [124] M. Stadler. Publicly verifiable secret sharing. In *EUROCRYPT (EUROCRYPT)*, 1996.
- [125] P. Szalachowski, S. Matsumoto, and A. Perrig. PoliCert: Secure and Flexible TLS Certificate Management. In *ACM Conference on Computer and Communications Security (CCS)*, 2014.
- [126] Tor: Anonymity Online. <https://www.torproject.org>.
- [127] Tor directory protocol, version 3. <https://gitweb.torproject.org/torspec.git/tree/dir-spec.txt>, 2014.
- [128] R. Tracy. Tally of U.S. Banks Sinks to Record Low. *The Wall Street Journal*, Dec. 2013.
- [129] L. Tung. Google boots China's main digital certificate authority CNNIC. *ZDNet*, Apr. 2015.
- [130] V. Venkataraman, K. Yoshida, and P. Francis. Chunkyspread: Heterogeneous unstructured tree-based peer-to-peer multicast. In *14th International Conference on Network Protocols (ICNP)*, Nov. 2006.
- [131] Vincent Durham. Namecoin, 2011.
- [132] C. G. Weissman. How a man who worked for the lottery association may have hacked the system for a winning ticket. *Business Insider*, Apr. 2015.
- [133] D. Wendlandt, D. G. Andersen, and A. Perrig. Perspectives: Improving SSH-style host authentication with multi-path probing. In *USENIX Annual Technical Conference (USENIX ATC)*, June 2008.
- [134] P. Yalagandula and M. Dahlin. A scalable distributed information management system. In *Proceedings of the 2004 Conference on Applications, Technologies, Architectures, and Protocols for Computer Communications, SIGCOMM '04*, pages 379–390, New York, NY, USA, 2004. ACM.
- [135] L. Zhou, F. B. Schneider, and R. Van Renesse. COCA: A Secure Distributed Online Certification Authority. *ACM Transactions on Computer Systems (TOCS)*, 20(4):329–368, 2002.