

# Evolution of a ring around the Pluto-Charon binary

Benjamin C. Bromley

*Department of Physics & Astronomy, University of Utah,  
115 S 1400 E, Rm 201, Salt Lake City, UT 84112*

bromley@physics.utah.edu

Scott J. Kenyon

*Smithsonian Astrophysical Observatory,  
60 Garden St., Cambridge, MA 02138*

skenyon@cfa.harvard.edu

## ABSTRACT

We consider the formation of satellites around the Pluto-Charon binary. An early collision between the two partners likely produced the binary and a narrow ring of debris, out of which arose the moons — Styx, Nix, Kerberos and Hydra. Yet how the satellites emerged from the compact ring is uncertain. Here we show that a particle ring can spread from physical collisions and collective gravitational scattering, similar to migration. Around a binary, these processes take place in the reference frames of ‘most circular’ orbits, akin to circular ones in a Keplerian potential. Ring particles can damp to these orbits, avoiding destructive collisions. Damping and diffusion can also help particles survive dynamical instabilities driven by resonances with the binary. In some situations, particles get trapped near resonances that sweep outward with the tidal evolution of the Pluto-Charon binary. With simple models and numerical experiments, we show how the Pluto-Charon impact ring may have expanded into a broad disk, out of which grew the circumbinary moons. In some scenarios, the ring can spread well beyond the orbit of Hydra, the most distant moon, to form a handful of smaller satellites. If these small moons exist, *New Horizons* will find them.

*Subject headings:* Kuiper belt: general – planets and satellites: formation – planets and satellites: rings – planet-disk interactions

## 1. Introduction

With its rich system of satellites, the Pluto-Charon binary seems a miracle of planetary dynamics. Pluto and Charon have masses of  $M_P \approx 1.3 \times 10^{25}$  g and  $M_C \approx 1.5 \times 10^{24}$  g (Christy & Harrington 1978; Buie et al. 2006), and are separated by about 17 Pluto radii ( $1 R_P \approx 1160$  km; Young & Binzel 1994; Young et al. 2007). Their moons are not far away: Styx, Nix, Kerberos and Hydra are all packed between  $37 R_P$  and  $60 R_P$ , on coplanar, nearly-circular orbits with periods that are close to 3:4:5:6 resonances with the binary (Weaver et al. 2006; Showalter et al. 2011, 2012, 2013). The total masses of all of the satellites are a small fraction ( $\lesssim 0.02\%$ ) of the binary’s mass, roughly  $3 \times 10^{19}$  g to  $3 \times 10^{21}$  g (Buie et al. 2006; Brucker et al. 2009; Showalter et al. 2011, 2012; Youdin et al. 2012). Resonances with the binary and the gravitational effects of the moons on each other keep the satellite system on the verge of chaotic disintegration (Tholen et al. 2008; Süli & Zsigmond 2009; Winter et al. 2010; Peale et al. 2011; Youdin et al. 2012). How the satellites arrived at their fragile orbits around Pluto and Charon is a mystery.

With this delicate orbital architecture, the Pluto-Charon system is a challenge for theories of circumbinary planet formation (e.g., Moriwaki & Nakagawa 2004; Quintana & Lissauer 2006; Pierens & Nelson 2007; Rafikov 2013). The most promising scenario for the origin of the binary itself is that two dwarf planets had a grazing collision, leaving them intact but bound at a small separation of 4–5  $R_P$  (McKinnon 1989; Stern 1992; Canup 2005, 2011). Pluto and Charon then tidally evolved, moving out to their present positions, locked synchronously together with a 6-day orbital period (Farinella et al. 1979; Dobrovolskis et al. 1997; Cheng et al. 2014b). The impact likely produced a dynamically hot ring, confined to a region no more than a few times the binary’s initial separation, inside the present-day orbit of Styx, the innermost satellite (Canup 2005, 2011). In this picture, the four moons came from this compact ring (Stern et al. 2006; Canup 2005).

In Kenyon & Bromley (2014), we describe steps that produce the moons from these early conditions: (i) a collision between free Trans-Neptunian Objects leaves them tightly bound together (McKinnon 1989; Stern 1992); (ii) the collision produces circumbinary debris at orbital distances of 5–30 Pluto radii (Canup 2005); (iii) the debris circularizes into a narrow ring; and (iv) the ring spreads as small debris particles grow into satellites. The result is a satellite system that has expanded outward by a factor of three or more in orbital distance.

A major issue with this sequence is how the ring — either with fully formed satellites or smaller debris — can spread to the moons’ current positions. One compelling idea is to start with the moons fully-formed in a compact configuration, and let them surf along certain multiple resonances that expand with the binary (Ward & Canup 2006). However, the model is sensitive to the nature of the binary and its tidal evolution. No single model appears to

accommodate all of the moons in their present orbits (Lithwick & Wu 2008; Cheng et al. 2014a).

An important implication of the Ward & Canup (2006) resonant migration scenario is that even if satellites were placed by hand in their present orbits just after the giant impact, then at least some would be lost when unstable resonances swept outward along with the expanding binary (Lithwick & Wu 2008; Cheng et al. 2014a,b). Collisional damping and diffusion might mitigate the effects of the resonances, but only if satellites evolve in partnership with a reservoir of smaller particles to damp them. Therefore, the key to putting the moons into their current orbits is likely coordination between growth of the satellites, the depletion of the smaller debris, the spreading of the ring, and the tidal evolution of the binary. The primary motivation for this work is to understand this interplay.

Here, with the Pluto-Charon system in mind, we investigate circumbinary ring dynamics to see how a compact ring of growing particles evolves. Through analytic estimates and numerical calculations, we examine the role of particle viscosity (Cook & Franklin 1964; Goldreich & Tremaine 1978) and gravity (Lin & Papaloizou 1979a; Ward 1997). We highlight the dependence of the spreading rate on the state of the ring particles, particularly their random velocities within the ring, and we consider the effects of *in situ* satellite growth (Kenyon & Bromley 2014). In developing simple parameterized models, we offer pathways from an initially compact ring around a short-period binary to the more extended system of moons we see today. Some models predict the formation of more small moons at orbital distances beyond Hydra.

In this paper, we set the stage for circumbinary satellite formation with a general introduction to ring dynamics (§2). Then we discuss the effects of a central binary on the ring (§3). Turning our analysis to Pluto-Charon, we describe models of ring evolution (§4), and conclude with some predictions for *New Horizons* (§5), now rapidly approaching the Pluto-Charon system (Stern 2008).

## 2. Ring dynamics

Planetary rings provide an excellent theoretical proving ground for planet formation. Saturn’s rings famously became a subject for James Clerk Maxwell (see Cook & Franklin 1964), and inspired a powerful theory for evolution within the Roche limit of the planet Goldreich & Tremaine (1978). Inside this radial distance from Saturn, tidal forces inhibit particle growth. Thus, the theory concentrates on the radial spreading and velocity evolution of small, indestructible particles with negligible gravitational interactions. Beyond the Roche

limit, rapid growth into small moons is a likely outcome. Radial spreading and gravitational scattering within the rings remain secondary (Charnoz et al. 2010).

For a ring of particles around Pluto-Charon, however, dynamical spreading and particle growth occur simultaneously. Gravitational interactions between particles are also important. Thus, a more general treatment is required to understand the evolution of planetary rings in the Solar System.

Here we establish a theory for describing the major influences on the evolution of a planetary ring. Following Goldreich & Tremaine (1978), we discuss the role of physical collisions under the assumption that the particles act as non-gravitating spheres that rebound off one another as they collide, changing their trajectories but not their masses or radii (§2.2). Inelastic collisions allow damping of random speeds (e.g., Bridges et al. 1984) and convert orbital energy into random motions, yielding an effective viscosity which spreads material radially (Jeffreys 1947; Cook & Franklin 1964; Goldreich & Tremaine 1978, §2.3, below).

To accommodate larger particles within this formalism, we consider their mutual gravitational interactions (§2.4). Strong short-range encounters can deflect particles in much the same way as elastic physical collisions. Over a broader range of scales, viscous stirring and dynamical friction help to determine collision speeds (Goldreich et al. 2004). We also consider the radial spreading of particles from collective interactions similar to migration (Lin & Papaloizou 1979a; Goldreich & Tremaine 1980; Ward 1997).

Finally, we give a prescription for the evolution of a ring in which particles grow as they experience both physical collisions and gravitational scattering. By incorporating all of these phenomena together we construct simple models for ring evolution and lay the foundation for including this physics into full evolution codes (e.g., Weidenschilling et al. 1997; Kenyon & Luu 1998; Kenyon & Bromley 2014).

## 2.1. Background

Disks or rings around a central mass are a natural outcome in many astrophysical systems. Conservation of angular momentum, along with dissipative processes (e.g., radiative cooling of gas or inelastic collisions between particles) drive material toward these flattened configurations (e.g., Lynden-Bell & Pringle 1974; Brahic 1976; Pringle 1981). In this section, we examine a ring of particles around a central point mass in the limit where the self-gravity of the ring is not important. We begin by establishing some basic physical scales and relationships between physical properties of the ring.

To model the ring, we first assume that it is made of identical particles with fixed radius  $r$ , mass  $m$ , and density  $\rho$ . A particle at an orbital distance  $a$  has an orbital period

$$T_{\text{K}} = 2\pi\sqrt{a^3/GM}, \quad (1)$$

and Keplerian velocity

$$v_{\text{K}} = \sqrt{GM/a}, \quad (2)$$

where  $M$  is the central mass and  $G$  is the gravitational constant. We assume that the orbits of the ring particles are approximately circular and have instantaneous speeds close to  $v_{\text{K}}$ .

For orbits near the central mass, tidal forces are strong. The Roche limit gives a critical value,

$$a_{\text{R}} \approx 1.5 \left( \frac{M}{\rho} \right)^{1/3}, \quad (3)$$

inside of which massive particles are unable to hold themselves together by their bulk strength and self-gravity (Holsapple & Michel 2006, 2008).

When particles are well outside of the Roche limit, they interact gravitationally with other neighboring satellites (Salmon et al. 2010; Charnoz et al. 2011). The gravitational range is characterized by the Hill radius,

$$r_{\text{H}} = a \left( \frac{m}{3M} \right)^{1/3}. \quad (4)$$

The particle's Hill velocity,

$$v_{\text{H}} = a\sqrt{Gm/r_{\text{H}}}, \quad (5)$$

is the speed of a low-mass neighbor orbiting the particle at the Hill radius. Neighbors passing by at much faster speeds are undisturbed; slower objects are stirred to at least this speed (see Goldreich et al. 2004).

The fastest speed to which a particle can stir a less massive neighbor is approximately the escape speed at its surface (see Goldreich et al. 2004):

$$v_{\text{esc}} = \sqrt{2Gm/r} = \sqrt{8\pi G\rho r^2/3}. \quad (6)$$

During an encounter, if the relative speed of an object and the satellite encounter is small compared to  $v_{\text{esc}}$ , gravity influences the outcome. When the relative speed exceeds  $v_{\text{esc}}$ , gravitational interactions are much less important than physical collisions.

In a swarm of identical particles, the escape velocity gives an estimate of the characteristic speed of particles,  $v$ , as measured in a local Keplerian frame that follows a circular orbit

in the ring midplane. The actual value of  $v$ , which we associate with “random motion” in this reference frame, depends on collision outcomes and physical conditions in the disk, such as the number density of particles  $n(a)$ , the surface (mass) density  $\Sigma(a)$ , and the vertical scale height  $h(a)$ . These properties of the disk are inter-related,

$$n(a) \sim \frac{\Sigma}{2hm} \approx \frac{2\pi\Sigma}{mvT_K} \quad (7)$$

$$h(a) \sim \frac{vT_K}{4\pi}, \quad (8)$$

where we assume a vertical speed  $v_z \approx v/2$  (e.g., Ohtsuki 1992, and references therein). Thus, the microscopic particle velocities and the broader structure of the disk are entwined throughout its evolution.

## 2.2. Particle collisions

Physical collisions between particles hold the key to the evolution of systems of satellites, moons, and planets. Aside from changing the bulk properties of particles via fragmentation or mergers, they damp random particle motions and reduce collision speeds. In the balance lies the difference between growth or destruction of satellites in a ring. When particles collide, their material properties determine the outcome. For icy bodies, shattering or fragmentation occurs at speeds of  $v \gtrsim 10^3$  cm/s (Kenyon & Bromley 2004, and references therein). At slower speeds, bouncing and sticking can occur. Because high-speed collisions produce smaller bodies that can dynamically cool larger ones, collisions are essential to mergers and growth (e.g., Youdin & Kenyon 2013).

A first step toward assessing the role of collisions is to estimate  $T_{\text{col}}$ , the characteristic time between collisions for a single particle. If particle velocities are comparable to or larger than their escape velocities, simple kinetic theory (“ $nv\sigma$ ”) gives (e.g., Safronov 1969; Lissauer 1987; Wetherill & Stewart 1993; Goldreich et al. 2004)

$$T_{\text{col}} \approx \frac{1}{n\sqrt{2}v\pi 4r^2} \approx \frac{\rho r}{2\sqrt{2}\pi\Sigma} T_K, \quad (9)$$

where the cross-sectional area of  $\pi(2r)^2$  is appropriate to hard spheres, and the pairwise velocity  $\sqrt{2}v$  is eliminated in the rightmost expression because of its relationship to the scale height,  $h$  (Equation (8)); see Ohtsuki 1992). When the relative speeds fall below the typical escape speed, gravitational focusing increases the effective cross-section and reduces the collision time (Wetherill & Cox 1985; Wetherill & Stewart 1989; Spaute et al. 1991; Goldreich et al. 2004; Youdin & Kenyon 2013).

If collisions are inelastic, relative particle velocities can get damped. Absent other effects, we can identify a damping time scale in terms of the evolution of random kinetic energy:

$$\frac{1}{v^2} \frac{dv^2}{dt} \sim -\frac{1}{T_{\text{damp}}} . \quad (10)$$

Thus, the damping time is

$$T_{\text{damp}} \approx \frac{T_{\text{col}}}{\bar{f}_{\text{loss}}} \quad (11)$$

where  $\bar{f}_{\text{loss}}$  is the average fractional loss in kinetic energy per collision. Since the random speed  $v$  is measured in the local Keplerian frame, the damping time characterizes how collisions circularize the orbits of ring particles and flatten the ring.

The parameter  $\bar{f}_{\text{loss}}$  carries the details of collisions between ring particles. Following Porco et al. (2008), we adopt simple parameterizations of the coefficients of restitution, which set the ratio of the particle speeds before and after a collision. Treating the normal (N) and transverse (T) directions separately, these coefficients are

$$\epsilon_N = \min \left[ (v_N/v_*)^b, 1 \right] \quad (12)$$

$$\epsilon_T = 0.9, \quad (13)$$

where  $v_N$  is the normal component of the relative velocity. Experiments suggest  $v_* = 0.01$  cm/s and  $b = -0.14$  for spheres of water ice (Supulver et al. 1995; Bridges et al. 1984; Porco et al. 2008). Averaged over all impact parameters, the loss parameter for a given collision speed  $u$  is

$$f_{\text{loss}}(u) = 1 - (\epsilon_N^2 + \epsilon_T^2)/2, \quad (14)$$

if collisions are random as in a 3D ideal gas. Averaging over the distribution of relative speeds yields  $\bar{f}_{\text{loss}}$  (Equation (11)). In a simple model with a Maxwell-Boltzmann distribution of relative speeds,

$$\bar{f}_{\text{loss}} \approx \frac{\int_0^\infty u^4 du f_{\text{loss}}(u) \exp(-3u^2/4v^2)}{\int_0^\infty u^4 du \exp(-3u^2/4v^2)} \quad (15)$$

$$\approx 0.60 - 0.44 \left( \frac{v}{v_*} \right)^{-0.28} [b = -0.14, v \gg v_*]. \quad (16)$$

In this case, the energy loss for  $v \gg v_*$  is limited by grazing collisions and the value of  $\epsilon_T$ . Unfortunately, this value is not well constrained by experiment.

### 2.3. Ring viscosity

While physical collisions sap random kinetic energy from the ring, they also add to it. By redirecting their trajectories after rebounding, collisions convert orbital motion into random velocities (Goldreich & Tremaine 1978). Thus, the eccentricities and inclinations of ring particles grow; the entire ring broadens in semimajor axis. The diffusive spreading of ring particles can be expressed formally in terms of a viscosity,

$$\nu_{\text{rad}} \sim 0.46 \frac{v^2 T_{\text{K}}}{2\pi} \frac{\tau}{1 + \tau^2}, \quad (17)$$

where the optical depth of particles in the ring is

$$\tau \sim \frac{\pi r^2 \Sigma}{m} \sim \frac{3\Sigma}{4\rho r} \quad (18)$$

(Cook & Franklin 1964; Goldreich & Tremaine 1978, 1982). To illustrate how the viscosity  $\nu_{\text{rad}}$  is associated with diffusive spreading of the ring, we consider a particle as it rebounds during a collision. If we are oblivious of the details, the collision outcome appears stochastic, yielding a random step with a radial component that is directed either inward or outward with equal probability. The magnitude of this step is roughly the particle’s epicyclic radius,

$$|\delta a| \sim a \frac{v}{v_{\text{K}}}. \quad (19)$$

Viewing this outcome as part of a random walk, with steps taken at the collision rate of  $1/T_{\text{col}}$  (Equation (9)), we can infer an effective diffusion coefficient,

$$\nu_{\text{rad}} \sim \frac{|\delta a|^2}{T_{\text{col}}} = \frac{a^2 v^2}{v_{\text{K}}^2 T_{\text{col}}} = \frac{a^2 v^2}{(2\pi a/T_{\text{K}})^2 \cdot (\rho r T_{\text{K}}/\Sigma)} = \frac{v^2 T_{\text{K}} \Sigma}{4\pi \rho r} = \frac{v^2 T_{\text{K}} \tau}{3\pi}, \quad (20)$$

where the rightmost expression is the low optical depth limit of Equation (17) to within a factor of  $\sim 2$ . After  $n$  steps (collisions), the typical radial displacement grows to

$$|\delta a^{(n)}| \sim \sqrt{\nu t} \sim a \frac{v}{v_{\text{K}}} \sqrt{t/T_{\text{col}}}, \quad (21)$$

with time  $t$  set to  $nT_{\text{col}}$ . We can take advantage of this formula in simulating particle diffusion. Using a random number generator we can send particles on random walks in orbital distance to mimic the behavior of a viscous ring (Bromley & Kenyon 2013, also §3.1, below).

Over many collisions involving an ensemble of particles, the ring broadens by some radial distance  $|\Delta a|$ . The time scale for this spreading is

$$T_{\text{spread}} \sim \frac{|\Delta a|^2}{\nu_{\text{rad}}}. \quad (22)$$



This relationship explains the slow spreading of Saturn’s rings. Doubling the annular width of the A ring requires  $\sim 1$  Gyr (Charnoz et al. 2009). Slow spreading is a major challenge for models in which an impact ring around the Pluto-Charon binary expands in time to form the moons at their present location (Kenyon & Bromley 2014). We return to this issue in §4.

Because collisions move particles to regions with different Keplerian velocity, they tend to pump up the relative speed of the particles. If collisions are completely elastic, the relative velocities grow unchecked (Goldreich & Tremaine 1978). For example, a particle in a sea of objects on circular orbits might scatter slightly inward or outward after a collision, so that it has a new speed relative to its new neighbors,  $|\Delta v| \sim e|\Delta a|$ . Subsequent collisions cause that particle to walk randomly in velocity, as well as in radial distance. By the  $n^{\text{th}}$  interaction the typical speed has grown to

$$|\Delta v^{(n)}|^2 \sim c|\Delta v^{(n-1)}|^2 \sim c^{n-1}|\Delta v|^2, \quad (23)$$

where  $c$  is a constant greater than unity that depends on the details of the interactions (e.g., particle sizes, orbital distances). Formally, random speeds quickly diverge (e.g., Goldreich & Tremaine 1978).

In reality, collisions involve some loss of kinetic energy, providing a means to balance this process. Coefficients of restitution that decrease with speed — and therefore cause more kinetic energy loss at higher speeds — allow a ring to reach an equilibrium. If the collisional damping is weak, rings equilibrate at high speeds; highly inelastic collisions lead to small random motions and nearly circular orbits. The details of this balance between dynamical heating and collisional damping are buried in the magnitude of the equilibrium velocity,  $v$  in Equation (17).

## 2.4. Gravitational scattering

In addition to physical collisions, pairwise gravitational encounters can also cause random deflections and thus contribute to ring viscosity (Hornung et al. 1985; Barge & Pellat 1990; Ohtsuki 1999; Ohtsuki et al. 2002). From Equation (20) we can surmise how gravitational interactions affect  $\nu_{\text{rad}}$ : Gravitational stirring and dynamical friction (Weidenschilling 1989; Kenyon & Luu 1998; Stewart & Ida 2000; Kenyon & Bromley 2001) drive the local velocity evolution; gravitational focusing makes the effective cross-section larger and reduces the collision time. Thus, stirring and focusing tend to increase the viscosity and drive the spreading of the ring. However, for planetary rings in a steady state, stirring pumps up velocities until they exceed the escape speed of particles. Then, gravitational focusing becomes

unimportant (see below) as collisions take over to regulate the velocities. Therefore, gravity’s main role in the ring viscosity is to help to maintain the equilibrium velocity established by collisions. After all, only three quantities matter to the spreading of the ring: how many particles are in the ring ( $\Sigma$ ), how big they are ( $r$ ) and how fast they are moving relative to each other ( $v$ ).

Here we review some general aspects of gravitational interactions between ring particles. For particles outside the Roche limit, separated by distances of a few Hill radii, we describe pairwise interactions as Rutherford scattering (Lin & Papaloizou 1979b). Working in a pair’s center-of-mass frame, we relate impact parameters to scattering angles. Translating these scattering outcomes to changes in orbital elements, we then derive how gravity between ring particles affects the overall evolution of the ring.

#### 2.4.1. Rutherford scattering

Pairwise gravitational interactions between massive particles are described by Rutherford scattering. Following the traditional analysis (e.g., Lin & Papaloizou 1979b) we consider two point particles with masses  $m_1$  and  $m_2$  on approaching trajectories in their center-of-mass frame with impact parameter  $b$  and closing speed  $v$ . Using the total and reduced masses

$$m = m_1 + m_2 \quad \text{and} \quad \delta m = \frac{m_1 m_2}{m_1 + m_2}, \quad (24)$$

we can write equations of motion for the pair as a one-body problem in terms of the pair’s relative position and velocity. We are typically interested only in the outcome of these encounters, described in terms of

$$\Theta = 2 \arctan \frac{Gm}{v^2 b}, \quad (25)$$

which is the angle between the initial and final relative velocities. Another quantity that is important to scattering outcomes is the distance of closest approach,  $r_{\text{close}}$ , derived from

$$r_{\text{close}}^2 = b^2 - \frac{2Gmr_{\text{close}}}{v^2} = b^2 - \frac{v_{\text{esc}}^2}{v^2} (r_{\text{close}} \cdot r), \quad (26)$$

where  $v_{\text{esc}}$  is the escape velocity of an individual particle of radius  $r$ . Between the distance of closest approach and the scattering angle, we can distinguish between different outcomes, including weak scattering ( $\Theta \ll 1$ ,  $r_{\text{close}} \approx b$ ), strong/random scattering ( $\Theta \sim 1$ ,  $r_{\text{close}} \ll b$ ) and physical collisions ( $r_{\text{close}}$  is less than the sum of particle radii). We consider these regimes in turn, first focusing on strong interactions.

#### 2.4.2. Gravitational focusing and random scattering

When gravitational encounters are close and deflections are strong, physical collision rates can be boosted and relative velocities can be randomized. In a pairwise encounter, if the closing speed  $v$  is small compared to the escape velocity of the largest particle in a pair, then the distance of closest approach  $r_{\text{close}}$  is significantly smaller than the impact parameter  $b$  (Equation (26)). This effect is gravitational focusing. If we compare the cross section for physical collisions between identical particles to  $b_c$ , the maximum impact parameter that leads to a collision, then we get the focusing factor,

$$f_{\text{foc}} \equiv \frac{\pi b_c^2}{\pi (2r)^2} = 1 + \frac{1}{2} \frac{v^2}{v_{\text{esc}}^2}. \quad (27)$$

This factor quantifies the boost in the likelihood of physical collisions and in the collision rate (in the context of planet formation, see Greenzweig & Lissauer 1990; Spaute et al. 1991; Wetherill & Stewart 1993). The overall rate of ring spreading is increased, with the viscosity parameter  $\nu_{\text{rad}}$  augmented by a factor  $f_{\text{foc}}$ .

Even in the absence of collisions, strong gravitational encounters can affect the viscosity by randomizing velocities. When the impact parameter  $b$  is comparable to  $Gm/v^2$ , roughly the “gravitational radius” of a particle, the scattering angle  $\Theta$  covers the full range of possibilities. Thus, if the impact parameter is stochastic, the scattered velocities are as well; close gravitational interactions act like elastic collisions. Then, to derive the spreading of a ring, we may adopt the formalism for collisions described in §2.3. Thus, in the optically thin limit, there is an effective viscosity that describes both physical collisions and gravitational scattering. (For rigorous treatments of diffusive spreading by gravity see Ohtsuki & Tanaka 2003, Ormel et al. 2012 and Glaschke et al. 2014.)

#### 2.4.3. Collective gravitational effects: migration

In addition to contributing to random motions, pairwise gravitational interactions also act collectively to produce steady flows. Studies of planetary and satellite migration (Lin & Papaloizou 1979a; Goldreich & Tremaine 1980; Ward 1997) show how swarms of particles contribute over relatively long distances,  $O(10)r_{\text{H}}$  to cause a steady radial drift of mass in the ring.

To quantify this effect, we start with the Rutherford formula (Equation (25)), and work only in the limit of small scattering angle  $\Theta$  since we are interested in larger-scale collective effects, not small-scale random motions. As above, we consider two particles with masses  $m_1$  and  $m_2$  on approaching trajectories in their center-of-mass frame with impact parameter  $b$  and closing speed  $v$ . When the two particles are both orbiting a central body,

scattering through an angle  $\Theta$  translates to changes in orbital elements (Lin & Papaloizou 1979b; Goldreich & Tremaine 1980). To see how this process plays out, we first consider a pair of particles with extremely unequal masses.

We suppose  $m_1 \rightarrow m$  and  $m_2 \rightarrow \delta m \ll m$  and that the more massive particle is on a circular path around a central object of mass  $M$  at an orbital distance  $a$ . Similarly, the lighter body has an orbital distance of  $a + q$ , with  $q/a \ll 1$ , orbiting on a circle in the same sense. We can then write the denominator of equation (25) as a product of the pair’s relative orbital speed,

$$v \approx \Omega a \left( \frac{1}{\sqrt{1 + q/a} - 1} \right), \quad (28)$$

and the relative orbital angular momentum

$$\ell \approx \delta m \Omega a q \left( 1 + \frac{q}{a} \right) \left[ 1 - \frac{1}{(1 + q/a)^{3/2}} \right], \quad (29)$$

where  $\Omega$  is the orbital angular velocity of the massive body. The change of angular momentum of the smaller object is

$$\delta \ell = (1 - \cos \Theta) \ell \approx \frac{1}{2} \Theta^2 \ell, \quad (30)$$

in this small-angle, “weak scattering” limit. Combining these results and expanding in terms of  $q$ , the change in orbital angular momentum is

$$\delta \ell \approx \frac{16}{9} \frac{G^2 m^2 \delta m a}{\Omega^3 q^5}. \quad (31)$$

This perturbation of the small satellite causes an equal and opposite change in angular momentum of the larger particles,  $\Delta \ell = -\delta \ell$ . The semimajor axis of the larger object also changes. For circular orbits,

$$\ell^2 \approx G M a. \quad (32)$$

Taking derivatives of both sides of this expression gives the change in the larger body’s semimajor axis as

$$\delta a \approx -\frac{2\delta \ell}{m\Omega a} \quad (33)$$

Applying Kepler’s third law ( $GM = \Omega^2 a^3$ ):

$$\delta a \approx -\frac{32}{9} \frac{m}{M^2} \frac{\delta m}{q^5} a^6 \left( 1 + \frac{9}{4} \frac{q}{a} + \dots \right) \quad [m \gg \delta m] \quad (34)$$

A similar analysis of scattering between equal mass objects gives

$$\delta a \approx -\frac{256}{25} \frac{m^2}{M^2} \frac{a^6}{q^5} \left( 1 + \frac{27}{20} \frac{q}{a} + \dots \right) \quad [\text{equal-mass satellites}] \quad (35)$$

The change in orbital distance per encounter per unit mass is

$$\delta a_m(a, q) \approx -\frac{8Am}{M^2} \frac{a^6}{q^5} \left(1 + B\frac{q}{a}\right), \quad (36)$$

where  $A = 4/9$  and  $B = 9/4$  when  $m \gg \delta m$ , and  $A = 32/25$  and  $B = 27/20$  when the mass of the scatterers is equal. Thus, in general  $A = 0.4\text{--}1.3$  and  $B = 1.3\text{--}2.3$  (the factor of 8 in Equation (36) was chosen to keep these constants near unity).

Equation (36) is valid only for a limited range of orbital configurations. The Hill radius of the larger satellite, which characterizes that particle’s domain of influence, provides a lower limit to the orbital separation  $q$ . Furthermore, for the weak theory to apply, an interaction with separation  $q$  must yield small orbital perturbations. This condition is violated if the orbital separation is within

$$q_{\text{xing}} \equiv 2\sqrt{3}r_{\text{H}} \approx 3.5r_{\text{H}} \quad (37)$$

since the outcome of such encounters is that the pair chaotically cross orbits<sup>1</sup> (Gladman 1993). The theory breaks down at large orbital separations, where the curvature of the satellites’ orbits plays a role in the interactions (Bromley & Kenyon 2011b). Combining these two constraints gives

$$q_{\text{xing}} \lesssim q \lesssim 0.1a \quad (38)$$

which is an approximate condition for Rutherford-style weak scattering.

Migration theory uses these conclusions to predict the drift rate of a satellite in a particle disk by tracking the rate of encounters along with the orbital displacement per encounter (e.g., Ida et al. 2000). This same strategy applies to a ring of equal-mass particles. The interaction rate between pairs of particles at orbital separation  $q$  is set by their synodic period:

$$T_{\text{syn}}(a, q) \approx \frac{2aT_{\text{K}}}{3|q|[1 - 5q/(4a)]}, \quad (39)$$

Integration over the disk gives the total drift rate,

$$\dot{a}_{\text{grav}} \approx \int 2\pi(a+q)dq\mathcal{H}(q)\frac{\Sigma(a+q)\delta a_m(a, q)}{T_{\text{syn}}(a, q)}, \quad (40)$$

where  $\mathcal{H}(q)$  is a high-pass filter, set to zero at small scales (e.g.,  $|q| \lesssim 3r_{\text{H}}$ ) and unity elsewhere. Thus the filter eliminates contributions to the drift rate on scales where the weak-scattering theory breaks down and where interactions are dominated by random motions.

---

<sup>1</sup>For exactly circular orbits in the extreme mass-ratio case, weak deflections can cause orbits to cross when the orbital separation is less than  $2\sqrt{3}r_{\text{H}}$ .

Using the weak-scattering result for  $\delta a$ , and expanding in terms of the radial distance variable  $q$ , the drift rate is

$$\dot{a}_{\text{grav}} \approx -\frac{24A\pi a^2\Sigma}{M}\frac{m}{M}\frac{a}{T}\int \text{sgn}(q)\mathcal{H}(q)\frac{dq}{a}\frac{a^4}{q^4}\times\left[1+\frac{q}{a}\left(B-\frac{1}{4}+\frac{a}{\Sigma}\frac{d\Sigma}{da}\right)\right], \quad (41)$$

where the constants  $A$  and  $B$  are of order unity and depend on the mass ratio of the drifting particle and other objects in the disk (see Equations. (34) and (35)).

In a dynamically cold ring — where the scale height  $h$  is smaller than the Hill radius of the ring particles — the minimum orbital distance between particles for which steady migration is possible is  $q_{\text{min}} \approx q_{\text{xing}}$  (Equation (37)). Inside this distance, orbits are chaotic and can cross, enabling physical collisions. Outside this scale, orbital evolution is diffusive. The ring of particles expands until particle separations become very large (e.g., Equation (38)).

If the ring is dynamically hot, with random particle excursions comparable to the scale height  $h$ , then  $q_{\text{min}} \approx h$ . By setting  $\mathcal{H}(q) = 0$  when  $|q| < q_{\text{min}}$  and unity elsewhere, we obtain a general expression for the radial migration of a ring particle: The radial drift rate of a particle embedded in the ring is

$$\dot{a}_{\text{grav}} \approx -\frac{24\pi a^2\Sigma}{M}\frac{m}{M}\frac{a}{T}\frac{a^2}{q_{\text{min}}^2}A\times\left(B-\frac{1}{4}+\frac{a}{\Sigma}\frac{d\Sigma}{da}\right) \quad (42)$$

where

$$q_{\text{min}} = \max(q_{\text{xing}}, h) \quad \text{or} \quad q_{\text{min}}^2 \approx (16r_{\text{H}}^2 + h^2). \quad (43)$$

The rightmost expression just serves to enforce the minimum value of  $q_{\text{min}}$  as a smooth function of  $h$  or  $r_{\text{H}}$ . The drift rate itself indicates an equilibrium slope to the surface density ( $d\ln\Sigma/d\ln a = 1/4 - B$ ), however most of the interesting dynamics results from large values of the gradient near the edges of the ring. Near the inner edge, with a positive gradient, the ring pushes inward. Similarly, the ring spreads outward near the outer edge.

## 2.5. Ring evolution

Astrophysical rings continuously evolve with time. Physical collisions and gravitational interactions produce diffusive spreading, growth, and destruction. Inside the Roche limit, simplifying assumptions, such as requiring fixed particle size (Goldreich & Tremaine 1978; Salmon et al. 2010), allow elegant solutions to this evolution. Here, our goal is to track simultaneous growth and viscous spreading. We take advantage of the idea that pairwise interactions drive all the dynamics. In a steady ring, most interactions involve scattering and are neither destructive or fully inelastic (all collisions lead to perfect mergers). Then, the local

dynamics (viscous or gravitational spreading) can be handled by approximating particles as having a fixed size over a certain short time scale to track the dynamical evolution of the ring. Particle growth can then enter as a separate step in the evolution, in staggered fashion, in the spirit of a standard leap-frog technique. This approach also allows us to use standard tools of the trade (Pringle 1981) to calculate the ring evolution.

### 2.5.1. Steady-state theory of ring evolution

We describe the evolution of a ring in terms of its surface density. The evolution equation follows from conservation of mass and angular momentum (Pringle 1981). Integrated over the direction perpendicular to the ring plane, these conservation laws are

$$\frac{\partial \Sigma}{\partial t} + \frac{1}{a} \frac{\partial}{\partial a} (a \dot{a} \Sigma) = 0, \quad (44)$$

$$\frac{\partial}{\partial t} (a^2 \Omega \Sigma) + \frac{1}{a} \frac{\partial}{\partial a} (a^3 \dot{a} \Omega \Sigma) = \frac{1}{2\pi a} \frac{\partial \dot{L}}{\partial a}, \quad (45)$$

where  $a$  is orbital distance,  $\Omega$  is orbital angular speed at distance  $a$ , and  $\dot{L}$  represents the torque on an annulus of radius  $a$  and width  $\Delta a$ . These equations come from applying the total time derivative operator  $d/dt$  in cylindrical coordinates to the total mass and angular momentum associated with the annulus. In the case of angular momentum conservation, the derivative of the torque  $\dot{L}$  follows from taking the limit of  $\Delta a \rightarrow 0$ . Combining these expressions we obtain

$$a \dot{a} \Sigma = \left[ \frac{\partial}{\partial a} (a^2 \Omega) \right]^{-1} \frac{1}{2\pi} \frac{\partial \dot{L}}{\partial a} \approx \frac{1}{\pi a \Omega} \frac{\partial \dot{L}}{\partial a} \quad (46)$$

where the expression on the right applies in the limit of Keplerian flow. Putting this expression back into the continuity equation gives the evolution equation for the surface density:

$$\frac{\partial \Sigma}{\partial t} = -\frac{1}{a} \frac{\partial}{\partial a} (a \dot{a} \Sigma) = -\frac{1}{a} \frac{\partial}{\partial a} \left( \frac{1}{\pi a \Omega} \frac{\partial \dot{L}}{\partial a} \right). \quad (47)$$

It remains to quantify the torque, either in terms of  $\dot{L}$  or the corresponding radial drift  $\dot{a}$ . Multiple sources of torque are just summed together, using both  $\dot{L}$  (for viscosity) and  $\dot{a}$  (for gravitational spreading). The latter we include in the form of Equation (41), while the former we calculate next, following Pringle (1981).

The viscosity in an astrophysical ring relates the shear in the velocity flow ( $a \partial \Omega / \partial a$ , which is  $-3/2 \Omega$  for a Keplerian ring) to the torque on an annulus,

$$\dot{L} = \nu a \cdot 2\pi a \Sigma \cdot a \frac{\delta \Omega}{\delta a} \approx -3\pi a^2 \Sigma \nu \Omega. \quad (48)$$

These expressions define the kinematical viscosity  $\nu$ . They may be easily related to the laboratory definition of dynamical viscosity by specifying a disk scale height and working with the force applied to the common surfaces between an annulus and its neighbors.

Putting the above result (Equation (48)) together with the expression for the radial drift rate from weak scattering (Equation (42)) yields the desired evolution equation:

$$\frac{\partial \Sigma}{\partial t} = \frac{1}{a} \frac{\partial}{\partial a} \left[ 3a^{1/2} \frac{\partial}{\partial a} (\nu \Sigma a^{1/2}) - (a \Sigma \dot{a}_{\text{grav}}) \right]. \quad (49)$$

In this expression, the first term on the right-hand-side is the standard diffusive evolution of  $\Sigma$  from viscosity  $\nu$ . The second term is diffusion from gravitational scattering.

The solution of this PDE requires boundary conditions. In general, the outer edge of the ring might expand into a vacuum (or be truncated artificially at the edge of a computational domain). The inner boundary is more sensitive to the astrophysical setting. With a single central mass, material may be lost by accretion, thus  $\Sigma = 0$  at its surface. For a circumbinary ring, the lack of stable orbits within a factor of at least twice the binary separation (for comparable-mass binaries) establishes the inner boundary of the disk. Preliminary simulations show that particles at the inner edge get pushed back into the ring, or are trapped in resonances there (§3.1, below). We therefore provisionally set inner boundary condition at the innermost stable circular orbit to be reflective,  $d\Sigma/da = 0$  (see also Pringle 1991).

Together with specific values for  $\nu$  (§2.3) and the drift rate from mutual weak scattering of ring particles (§2.4), these boundary conditions allow us to track the spreading of a ring from some initial state.

### 2.5.2. Connection between weak scattering and ring viscosity

Ring viscosity and gravitational scattering have similar physical origins. In both cases, interactions between pairs of particles cause deflections which lead to a radial mass flux. There are also profound differences. Deflections in a viscous ring derive from physical collisions, which can stir particles up until collisional damping becomes important (Cook & Franklin 1964; Goldreich & Tremaine 1978). Gravitational scattering can also stir particles, but only until they reach the escape speed. Beyond that speed, gravitational scattering becomes ineffective. Furthermore, gravitational interactions become irrelevant if the particles lie inside the Roche limit. In both of these situations, the ring is completely driven by the viscosity from physical collisions. Otherwise, gravity and viscosity share in the evolution of the ring.

To compare quantitatively how viscosity and gravity operate, we focus on the surface density flux terms (right hand side of Equation (49)). Under a set of simplifying assumptions,



including constant viscosity  $\nu$  and surface density  $\Sigma$  in a ring of monodisperse particles, we write the fluxes in terms of the particle escape velocities  $v_{\text{esc}}$ :

$$J_{\text{visc}} \equiv \frac{3}{2}\nu\Sigma \sim G\Sigma^2 r T_{\text{K}} \frac{v^2}{v_{\text{esc}}^2} \quad (50)$$

$$J_{\text{grav}} \equiv a\Sigma\dot{a}_{\text{grav}} \sim G\Sigma^2 r T_{\text{K}} \frac{v_{\text{esc}}^2}{v^2 + C^2 v_{\text{H}}^2} \quad (51)$$

where  $C \sim q_{\text{xing}}/r_{\text{H}} \sim 4$ . Thus, the particle velocity, as compared to the escape velocity, delineates the viscous and gravity regimes. Roughly, viscosity operates at  $v \gg v_{\text{esc}}$ , while gravitational scattering drives the evolution at  $v \ll v_{\text{esc}}$ .

In a viscous disk, the effective viscosity formally depends on the random velocity with no restrictions except that  $v$  must small compared to the local Keplerian velocity. In the gravity dominated regime, the surface density flux has a maximum,

$$J_{\text{grav}} \sim G\Sigma^2 r T_{\text{K}} \frac{v_{\text{esc}}^2}{16v_{\text{H}}^2} \quad (v \ll v_{\text{esc}}). \quad (52)$$

Physically this limit reflects our assumptions about gravitational interactions: particles with low relative speeds drifting by one another with impact parameters within  $q_{\text{xing}}$  are in the chaotic, orbit crossing regime, or possibly corotating. Here, we assume that these types of orbits do not lead to a net radial drift. In any event, if the speeds are below the escape velocity, then collisional damping also must be operating, keeping the ring dynamically cool on these small scales.

## 2.6. Illustrations of the theory

To give examples of solutions to the evolution equation (49), we use a finite difference code that divides the surface density into 640 radial bins. (In runs described below, we doubled or quadrupled the number of bins to track the physics of any sharp edges that develop.) The initial surface density has a Gaussian profile in orbital distance, and a fixed total mass. In each run, we choose a particle radius and set the dispersion of the particles to be their escape velocity. These parameters, along with the surface density on the grid and its gradient (derived from finite differences) give the viscosity  $\nu_{\text{rad}}$  and  $\dot{a}_{\text{grav}}$  needed to evolve  $\Sigma$  in a step-wise fashion.

Figure 1 show numerical solutions for the evolution of a ring around a central mass. The curves in the Figure are snapshots of the evolution, corresponding to a viscous ring and to an inviscid ring that spreads from gravity. The two phenomena yield similar behavior in the ring at this delimiting velocity.

For reference, we consider how the theory applies to Saturn’s rings. Inside the Roche limit, mutual gravity between small ring particles is irrelevant. Outside this limit, external influences (distant moons) stir the ring particles to speeds that exceed their escape velocity. For example, the A ring consists composed of small (centimeter- to meter-size) particles, with a scale height of roughly 10 meters (e.g., Colwell et al. 2009). The orbital frequency is  $\Omega \sim 10^{-4} \text{ s}^{-1}$ ; typical random speeds,  $v \sim h\Omega$ , are  $\sim 0.1 \text{ cm/s}$ . The escape velocity of a centimeter-size particle is roughly  $0.001 \text{ cm/s}$ ; thus, viscosity dominates in the ring.

In other planetary rings, conditions probably differ. Our focus turns to the Pluto-Charon binary where particle masses — and thus escape velocities — may have been large enough for gravity to have an impact on ring evolution.

### 3. Circumbinary orbital dynamics

Pluto and Charon, as partners in the solar system’s most prominent binary planet, pose an interesting challenge to our understanding of the dynamics of planetary rings and satellites. Circumbinary orbits differ from Keplerian ones in important ways (Heppenheimer 1978; Murray & Dermott 1999; Lee & Peale 2006; Leung & Lee 2013; Bromley & Kenyon 2015). In this section, we present an overview of these differences.

#### 3.1. Orbital stability and resonances

At distances comparable to the binary separation,  $a_{\text{bin}}$ , circumbinary orbits are unstable. To help map out regions of instability around a binary, Holman & Wiegert (1999) numerically estimate a critical distance from the binary center of mass,  $a_{\text{crit}}$ , that depends on the binary eccentricity ( $e_{\text{bin}}$ ) and mass ratio. Beyond  $a_{\text{crit}}$ , most orbits are stable over many ( $10^4$ ) dynamical times. Inside  $a_{\text{crit}}$ , the gravity of the binary destabilizes orbits. Thus, every binary has an inner cavity that is cleared of ring particles. For Pluto-Charon in its present-day orbit ( $e_{\text{bin}} \approx 0$ ), this inner cavity lies inside of  $a_{\text{crit}} \approx 2.0a_{\text{bin}}$ . With  $a \sim 2.2a_{\text{bin}}$ , the innermost moon Styx is just beyond this critical orbital distance.

Outside  $a_{\text{crit}}$ , some orbits are unstable (see Wyatt et al. 1999; Pichardo et al. 2008; Doolin & Blundell 2011). Instabilities arise when resonances with the central binary overlap (Wisdom 1980; Lecar et al. 2001). The Holman & Wiegert (1999) expression for  $a_{\text{crit}}$  gives only an approximate location of the outer edge of the central cavity around the binary. Some stable orbits exist inside of  $a_{\text{crit}}$ ; there may be various unstable resonances outside of it. Popova & Shevchenko (2013) provide an excellent illustration.

For the Pluto-Charon binary, with eccentricity near zero, resonance phenomena are not important except near the 3:1 resonance at  $\sim 2a_{\text{bin}}$ . When the binary has a modest eccentricity  $e_{\text{bin}} = 0.1$ , however, unstable orbits form around the 5:1 commensurability. For other values of  $e_{\text{bin}}$ , it is important to map the stability orbits for each astrophysical setting, especially for problems which involve massive satellites (e.g. Popova & Shevchenko 2013; Cheng et al. 2014a).

Figure 2 illustrates the effects of resonances. Initially, a massless satellite orbits outside of the 7:1 commensurability around an expanding circular binary. On its own, the satellite navigates the 7:1–4:1 commensurabilities as the binary expansion causes them to sweep past. Near the 3:1 resonance (with  $a$  close to  $a_{\text{crit}}$ ), however, the satellite is ejected (Fig. 2, left panel).

In contrast, a satellite that experiences collisional damping and diffusion can survive. In Fig. 2 (right panel) a satellite starts in the same orbit but is subjected to diffusion and random walks in a manner consistent with a monodisperse ring of 1-km particles stirred to their escape velocity in a ring with surface density  $40 \text{ g/cm}^2$  (see §4.2, below). We mimic these effects in the manner of Bromley & Kenyon (2013, e.g., Equation (21) and related discussion, above); damping comes from a slow and steady adjustment of the osculating Keplerian eccentricity, while diffusion is a sequence of random walks.

With collisional damping and diffusion, satellites in the rings coexist with the destabilizing resonances. Strong damping (many small particles) allows particles to orbit as if the instability did not exist; weak damping (fewer, larger particles) and higher binary eccentricity leave satellites susceptible to ejection. Intermediate levels of damping and diffusion allow particles to become trapped in resonances and to move with them. These outcomes suggest a range of possibilities for the evolution of the Pluto-Charon binary and its satellites.

### 3.2. Circumbinary orbits and most circular paths

Beyond or between overlapping resonances, orbits around a binary can be both stable and surprisingly circular. Despite the non-Keplerian gravitational potential of the binary, orbits exist that are analogous to circular ones around a single central planet or star. Around a single massive body, circular orbits are nested and do not intersect. Collisional damping drives particles to these orbits. Gravitational interactions or other excitation processes induce random motions about these circular paths, yielding orbits with eccentricity  $e$ . The relative velocities of particles on nearby orbits, roughly  $ev_K$ , are small when  $e$  is small.

When the central mass is a binary, the family of ‘most circular’ orbits consists of nested,

circumbinary orbits that do not cross (Lee & Peale 2006; Youdin et al. 2012; Leung & Lee 2013). Even when the orbit of the central binary is eccentric, the most circular orbits follow an eccentric path characterized by a ‘forced’ eccentricity,  $e_{\text{force}}$  (Heppenheimer 1978; Murray & Dermott 1999). These most circular paths are also nested and do not cross (see Bromley & Kenyon 2015, for a discussion of the role of most circular orbits in planet formation).

Particles with random motion about a most circular orbit have a ‘free’ eccentricity,  $e_{\text{free}}$ , which serves the same role as the orbital eccentricity for an orbit around a single central mass. Particles with free eccentricity collide with characteristic relative velocities  $e_{\text{free}}v_K$ . Particles with eccentricity that damps to zero settle on most circular paths with a forced eccentricity.

### 3.2.1. Analytical theory of circumbinary orbits

Most circular orbits appear as part of general circumbinary orbit solutions from analytical theory. Following Lee & Peale (2006) and Leung & Lee (2013), we start with the potential

$$\Phi = -\frac{GM_p}{\sqrt{R^2 + z^2 + R_p^2 + 2RR_p \cos \Delta\phi}} - \frac{GM_s}{\sqrt{R^2 + z^2 + R_s^2 - 2RR_s \cos \Delta\phi}}, \quad (53)$$

where  $\Delta\phi$  is the angle between the secondary and the satellite (ring particle) in a reference frame with the binary’s center of mass at the origin; in this frame, the satellite is at radial position  $R$  in the plane of the binary, and altitude  $z$  above it, while  $R_p$  and  $R_s$  are the orbital distances of the primary and secondary, with masses  $M_p$  and  $M_s$ . When the binary is circular ( $e_{\text{bin}} = 0$ ),  $R_p$  and  $R_s$  are constants.

The strategy of Lee & Peale (2006) is to expand the potential in terms of the angle cosines in Equation (53): for a circular binary, this expansion is

$$\Phi \approx \sum_{k=0}^{\infty} \Phi_{0k} \cos(k\Delta\phi) \quad [e_{\text{bin}} = 0; z = 0] \quad (54)$$

where  $\Omega_{\text{bin}}$  is the mean motion of the binary ( $\Omega_{\text{bin}}^2 = G(M_p + M_s)/a_{\text{bin}}^3$ ), and our choice of time  $t$  fixes the orbital phase. Each coefficient  $\Phi_{0k}$  may be expressed as a series in terms of  $R_g/a_{\text{bin}}$ , where  $R_g$  is the radius of a guiding center associated with a satellite’s orbit. Lee & Peale (2006) and (Bromley & Kenyon 2015) list leading terms in these expansions.

The next step is to express coordinates of a satellite as excursions in radial, azimuthal and altitude coordinates ( $\delta R, \delta\phi, z$ ) about the guiding center at radius  $R_g$ . The result is a set

of equations of motion that can be linearized in the excursion coordinates. Once expressed as driven harmonic oscillators, these equations can be solved with standard techniques. The natural frequencies  $\kappa_e$  and  $\nu_i$  correspond to the free eccentricity and free inclination. The driving frequencies are the synodic frequency and its harmonics, along with the binary's orbital frequency if the binary is eccentric.

This prescription yields expressions for the satellite position in cylindrical coordinates:

$$R(t) = R_g \left[ 1 - e_{\text{free}} \cos(\kappa_e t + \psi_e) - e_{\text{force}} \cos(\Omega_g t) + \sum_{k=1}^{\infty} C_k \cos(k\omega_{\text{syn}} t) + \dots \right] \quad (55)$$

$$\phi(t) = \Omega_g \left[ t + \frac{2e_{\text{free}}}{\kappa_e} \sin(\kappa_e t + \psi_e) + e_{\text{force}} \sin(\Omega_g t) + \sum_{k=1}^{\infty} \frac{D_k}{k\omega_{\text{syn}}} \sin(k\omega_{\text{syn}} t) + \dots \right] \quad (56)$$

$$z(t) = iR_g \cos(\nu_i t + \psi_i), \quad (57)$$

where  $\Omega_g$  is the angular speed of the guiding center,  $\omega_{\text{syn}} \equiv \Omega_{\text{bin}} - \Omega_g$  is the synodic frequency of the satellite relative to the binary; orbital elements are  $e_{\text{force}}$ ,  $e_{\text{free}}$  and  $i$ , the forced eccentricity, the free eccentricity and the inclination, respectively, while the phase angles  $\psi_e$  and  $\psi_i$  are constants. The coefficients  $C_k$  and  $D_k$  are associated with the time-varying part of the binary's potential. Terms not shown depend on the binary eccentricity (see Leung & Lee 2013). In the form given above, the solutions are accurate when  $e_{\text{bin}} \lesssim R_g/a_{\text{bin}} \ll 1$ .

To define the parameters in Equations (55)–(57), we start by noting that the orbital frequency of the guiding center comes from the time-average potential  $\Phi_{00}$  (Equation (54)):

$$\Omega_g^2 \equiv \frac{1}{R_g} \left. \frac{d\Phi_{00}}{dR} \right|_{R_g} = \frac{GM}{R_g^3} \left\{ 1 + \frac{\mu}{M} \left[ \frac{3}{4} \frac{a_{\text{bin}}^2}{R_g^2} + \frac{45}{64} \frac{(M_p^3 + M_s^3)}{M^3} \frac{a_{\text{bin}}^4}{R_g^4} + \dots \right] \right\}, \quad (58)$$

the square root of which is the mean motion of the ring particle. Its epicyclic frequency is

$$\kappa_e^2 \equiv R_g \left. \frac{d\Omega_g^2}{dR} \right|_{R_g} - 4\Omega_g^2 = \frac{GM}{R_g^3} \left\{ 1 - \frac{\mu}{M} \left[ \frac{3}{4} \frac{a_{\text{bin}}^2}{R_g^2} + \frac{135}{64} \frac{(M_p^3 + M_s^3)}{M^3} \frac{a_{\text{bin}}^4}{R_g^4} + \dots \right] \right\}. \quad (59)$$

A similar analysis based on the expansion of the potential in the  $z$ -direction yields the vertical excursion frequency,

$$\nu_i^2 \equiv \frac{1}{z} \left. \frac{d\Phi}{dz} \right|_{z=0, R_g} = \frac{GM}{R_g^3} \left\{ 1 + \frac{\mu}{M} \left[ \frac{9}{4} \frac{a_{\text{bin}}^2}{R_g^2} + \frac{225}{64} \frac{(M_p^3 + M_s^3)}{M^3} \frac{a_{\text{bin}}^4}{R_g^4} + \dots \right] \right\}. \quad (60)$$

Because  $\kappa_e$  and  $\nu_i$  differ from the mean motion of the satellite, the free eccentricity and inclination have corresponding nodal precession. In the limit that the binary separation

goes to zero, both  $\kappa_e$  and  $\nu_i$  become the Keplerian mean motion. Next, the coefficients for the forcing terms at the synodic frequency are

$$C_k = \frac{1}{R_g} \frac{d\Phi_{0k}}{dR} \Big|_{R_g} + \frac{2\Omega_g \Phi_{0k}}{R_g^2 \omega_{\text{syn}}} \frac{1}{(\kappa_e^2 - k^2 \omega_{\text{syn}}^2)} \quad (61)$$

$$D_k = 2C_k + \frac{\Phi_{0k}}{R_g^2 \Omega_g \omega_{\text{syn}}}. \quad (62)$$

Finally, we have the forced eccentricity,

$$e_{\text{force}} = \frac{5}{4} \frac{M_p - M_s}{M} \frac{a_{\text{bin}}}{R_g} e_{\text{bin}} - \left[ \frac{1}{2} \frac{\mu(M_p - M_s)}{M^2} + \frac{5}{32} \frac{M_p^3 - M_s^3}{M^3} \right] \frac{a_{\text{bin}}^3}{r^3} + \dots \quad (63)$$

(Heppenheimer 1978; Moriwaki & Nakagawa 2004; Rafikov 2013). Leung & Lee (2013) include this term ( $C_1^-$  in their notation), along with terms similar to  $C_k$  and  $D_k$  but reduced by a factor of the binary eccentricity.

### 3.2.2. Examples

Most circular paths, with no inclination or free eccentricity, describe the least dissipative trajectories for particles that suffer collisions. Small particles on these paths can remain on them indefinitely without colliding. We can construct these trajectories using the orbit solutions in Equations (55)–(57). Because the fall-off with  $a_{\text{bin}}/R_g$  is shallow for orbits that are modestly close to the binary, we also consider numerical search methods. We evolve many trial paths until we find the one that minimizes the radial excursion (e.g., Youdin et al. 2012). This procedure can be slow, as it requires numerical orbit integration with each trial. For the integrations, we use a 6<sup>th</sup>-order symplectic time step algorithm in the N-body component of our *Orchestra* code (Bromley & Kenyon 2006, 2011a).

Figure 3 provides an illustration of a particle on a most circular orbit around a binary with  $e_{\text{bin}} = 0$ . It shows a direct comparison between the analytical theory and a most circular orbit found by numerically searching for the trajectory with minimum radial excursions about its guiding center. The small radial excursions of a particle on a most circular orbit have a “W” shape profile over a synodic period, showing (i) maxima when the satellite is aligned with the binary and closest to the secondary, (ii) minima when the satellite is perpendicular to the binary axis, and (iii) local maxima when the satellite is closest to the primary.

In the circular binary’s frame of reference, the orbit of a satellite is a closed, egg-shaped loop. All such figures are nested. The further away from the binary, the more circular the figure. Particles on most circular orbits traverse these paths on their own synodic period

with respect to the binary. While their speeds may be different, their phases align in a way that all neighboring particles get coherently jostled by the binary. None of their paths cross. Pichardo et al. (2005) provide an excellent description of these orbits in terms of ‘invariant loops’, closed curves that vary in response to the binary’s potential.

If the binary has some eccentricity, most circular orbits are eccentric. Satellites following these paths have some epicyclic motion about the guiding center, with eccentricity set by  $e_{\text{force}}$  in Equation (63). Figure 4 provides an illustration, using a small binary eccentricity to allow the radial excursion from the forced eccentricity to roughly match the radial displacements oscillating at the synodic frequency. With zero free eccentricity, the radial excursions ( $\sim R_g e_{\text{force}}$ ) are steady, with no overall change in their maxima over time.

Figure 4 also shows the effect of free eccentricity. Although the free eccentricity has nodal precession, the forced eccentricity does not. Thus, the radial excursions relative to a purely circular orbit about the binary center-of-mass vary continuously, with a period  $2\pi/|\Omega_g - \kappa_e|$ . Adopting a free eccentricity equal to the forced eccentricity for the example in Figure 4, the total eccentricity cycles between zero and  $2e_{\text{force}}$ . Thus orbits with no free eccentricity ( $e_{\text{free}} = 0$ ) have the smallest *maximum* radial excursion. More importantly, these orbits do not intersect, offering a place in phase-space for many small particles to coexist without colliding with each other.

### 3.3. Summary

We conclude this section with its main implication for ring dynamics. The family of most circular orbits represents the dynamically cold state of a ring orbiting a central binary. Collisional damping causes particles to settle onto one of these orbits, just as for circular orbits around a single central mass. As long as the ring is not globally self-gravitating, the most circular orbits represent reference frames in which the local evolution of the ring takes place. Thus, the theory for ring dynamics developed for a purely Keplerian potential applies to circumbinary orbits, as long as the guiding centers are at distances where long-term stable orbits are possible. Even closer to the binary, the effects of destabilizing multiple resonances (e.g., Lecar et al. 2001) can be avoided if particles are collisionally damped. Furthermore, damping and diffusion may facilitate resonant trapping and migration (Ward & Canup 2006), processes that can enable a ring to expand as its central binary evolves.

## 4. The Pluto-Charon system

In this section we apply the theory of circumbinary ring dynamics and evolution to Pluto, Charon and a ring where satellites form. Aside from deriving quantitative estimates for time scales and rates, we numerically solve for the evolution of possible ring configurations. We begin with a consideration of the binary itself, since its evolution certainly affects the ring.

### 4.1. Formation and evolution of the binary

Pluto and Charon have radii  $R_P \approx 1153$  km and  $R_C = 603.6$  km and masses  $M_P \approx 1.305 \times 10^{25}$  g and  $M_C \approx 1.520 \times 10^{24}$  g (Buie et al. 2006; Person et al. 2006; Tholen et al. 2012; Brozović et al. 2015). Their orbit has separation  $a_{PC} \approx 16.97 R_P$ , eccentricity  $e_{PC}$  consistent with zero, and is tidally locked (Buie et al. 2012). The binary orbit relative to the orbital plane of the major planets is significantly inclined, with  $i_{PC} \approx 96^\circ$ .

An impact origin for the Pluto-Charon is plausible, both in terms of the collision outcomes as compared to the binary’s present configuration and the likelihood of such a collision in the outer solar system (McKinnon 1989; Stern 1992; Canup 2005; Kenyon & Bromley 2014). Simulations (Canup 2005) suggest that as much as  $3 \times 10^{21}$  g — about 0.02% of the binary’s mass — ends up as debris around the binary. This material initially lies on very eccentric orbits extending from distances of 5–10  $R_P$  to 30  $R_P$ . If the orbits circularize, the debris probably forms a compact ring within 15–30  $R_P$  of the center of mass (Kenyon & Bromley 2014).

Kenyon & Bromley (2014) propose that collisional evolution of this ring leads to the formation of the four known satellites and perhaps other, smaller satellites at larger distances from Pluto-Charon. The known satellites — Styx (at an orbital distance of approximately 37  $R_P$ ), Nix (43  $R_P$ ), Kerberos (50  $R_P$ ) and Hydra (57  $R_P$ ) — have a combined mass in the range of  $3 \times 10^{19}$  g to  $3 \times 10^{21}$  g (Buie et al. 2006; Tholen et al. 2012). The combined mass is consistent with formation from debris left over from a collision which produces the Pluto-Charon binary. The orbital distances require expansion of the ring.

In an impact scenario, Pluto and Charon had an initial orbital separation of

$$a_{PC}(t = 0) \approx 5R_P \tag{64}$$

(Canup 2005). The separation grew in time through exchange of angular momentum that depends on the state of matter within the two partners (e.g., Barr & Collins 2015); an



idealized theoretical rate describing the expansion is

$$\frac{da_{\text{PC}}}{dt} = \kappa a_{\text{PC}}^{-11/2} \quad (65)$$

where

$$\kappa = 3 \frac{k}{Q} \frac{M_{\text{C}}}{M_{\text{P}}} \left[ \frac{G(M_{\text{P}} + M_{\text{C}})}{R_{\text{P}}^3} \right]^{1/2} R_{\text{P}}^{13/2} \quad (66)$$

with Love number  $k = 0.058$  and a constant tidal dissipation function  $Q = 100$  (e.g., Farinella et al. 1979; Dobrovolskis et al. 1997; Cheng et al. 2014a). The solution to the above equations thus describes the orbital separation as a function of time:

$$a_{\text{PC}}(t) = \min \left\{ [13\kappa t/2 + a_{\text{PC}}(0)^{13/2}]^{2/13}, 17R_{\text{P}} \right\}. \quad (67)$$

In this model the binary separation expands by a factor of two within  $10^5$  years, and reaches its present-day separation within 3 Myr, when both Pluto and Charon become tidally locked.

The initial eccentricity affects the tidal evolution, typically by speeding up the expansion. However, for modest eccentricity, the effect is weak, and in any event, the eccentricity damps relatively quickly:

$$\frac{1}{e_{\text{PC}}} \frac{de_{\text{PC}}(t)}{dt} \approx -\frac{F}{3} \kappa a_{\text{PC}}^{-13/2} \quad (68)$$

where the coefficient  $F$  is  $O(10)$  (Cheng et al. 2014a). The damping time for an initial eccentricity of order unity in this case is of the order of 1000 yr. Hence, we assume that the binary eccentricity  $e_{\text{PC}}$  is zero unless otherwise specified.

#### 4.2. The Pluto-Charon ring: early conditions

To describe the post-impact conditions in the Pluto-Charon system, we define a fiducial binary separation of  $a_{\text{bin}} = 5 R_{\text{P}}$ , and circumbinary ring radius of  $a_{\text{ring}} = 20 R_{\text{P}}$ . We assume that the mass of the ring is

$$M_{\text{ring}} = X_{\text{ring}} \cdot 3 \times 10^{20} \text{ g} \quad (69)$$

where  $X_{\text{ring}} \gtrsim 1$  is a rough bound for our models in which the ring must contain enough mass to make the known satellites (Kenyon & Bromley 2014). We assume that this material has a Gaussian surface density profile with standard deviation of  $\Delta a = 2 R_{\text{P}}$ :

$$\Sigma(t=0) = \Sigma_G \exp \left[ -(a - a_{\text{ring}})^2 / 2\Delta a^2 \right] \quad (70)$$

$$\Sigma_G \approx 40 X_{\text{ring}} \left[ \frac{a_{\text{ring}}}{20 R_{\text{P}}} \right]^{-1} \left[ \frac{\Delta a}{2 R_{\text{P}}} \right]^{-1} \text{ g/cm}^2. \quad (71)$$

where  $\Sigma_G$  is a constant relevant only to this Gaussian model.

To estimate plausible characteristic scales, we consider a monodisperse population of ring particles with  $r = 1$  km and  $\rho = 1$  g/cm<sup>3</sup>, and a characteristic surface density of 40 g/cm<sup>2</sup>. The number of particles in the ring is

$$N \approx 7 \times 10^4 X_{\text{ring}} \left[ \frac{r}{1 \text{ km}} \right]^{-3}. \quad (72)$$

The speeds of individual particles that enter into ring dynamics are

$$v_K = 0.21 \left[ \frac{a}{20 R_P} \right]^{1/2} \text{ km/s} \quad [\text{orbital speed}] \quad (73)$$

$$v_{\text{esc}} = 75 \left[ \frac{r}{1 \text{ km}} \right] \text{ cm/s} \quad [\text{escape speed}] \quad (74)$$

$$v_H = 16 \left[ \frac{a}{20 R_P} \right]^{-1/2} \left[ \frac{r}{1 \text{ km}} \right] \text{ cm/s} \quad [\text{Hill speed}]. \quad (75)$$

The latter two speeds are characteristic of gravitational stirring in the ring.

In addition to the binary separation and the orbital radius of the ring, there are several other useful length scales:

$$a_R \approx 3700 \text{ km} \approx 3 R_p \quad [\text{Roche limit}] \quad (76)$$

$$r_H = 11 \left[ \frac{a}{20 R_P} \right] \left[ \frac{r}{1 \text{ km}} \right] \text{ km} \quad [\text{Hill radius}] \quad (77)$$

$$h = 84 \left[ \frac{a}{20 R_P} \right]^{3/2} \left[ \frac{v}{75 \text{ cm/s}} \right] \text{ km} \quad [\text{ring scale height}] \quad (78)$$

Finally, results from §2 provide relevant time scales. Dynamical times are

$$T_{\text{PC}} = 1.0 \left[ \frac{a_{\text{PC}}}{5 R_P} \right]^{3/2} \text{ d} \quad [\text{binary orbital period}] \quad (79)$$

$$T_K = 8.2 \left[ \frac{a}{20 R_P} \right]^{3/2} \text{ d} \quad [\text{ring orbital period}] \quad (80)$$

Ring evolution time scales are

$$T_{\text{damp}} = 14 \left[ \frac{a}{20 R_P} \right]^{3/2} \left[ \frac{r}{1 \text{ km}} \right] \left[ \frac{\bar{f}_{\text{loss}}}{0.6} \right] \left[ \frac{\Sigma}{40 \text{ g/cm}^2} \right]^{-1} \text{ yr} \quad (81)$$

$$T_{\text{migrate}} \gtrsim 180,000 \left[ \frac{a}{20 R_P} \right]^{-1/2} \left[ \frac{r}{1 \text{ km}} \right]^{-1} \left[ \frac{\Sigma}{40 \text{ g/cm}^2} \right]^{-1} \text{ yr} \quad (82)$$

$$T_{\text{spread}} \sim 450,000 \left[ \frac{a}{20 R_P} \right]^{1/2} \left[ \frac{r}{1 \text{ km}} \right]^{-1} \left[ \frac{\Sigma}{40 \text{ g/cm}^2} \right]^{-1} \left[ \frac{v}{v_{\text{esc}}} \right]^{-2} \text{ yr}, \quad (83)$$

where the migration time  $T_{\text{migrate}} \sim a/\dot{a}_{\text{grav}}$ , and  $T_{\text{spread}}$  is  $(a/2)^2/\nu$ , giving a rough time scale for the ring to double its size by viscous diffusion. The gravitational spreading time scale is a crude estimate in the limit of a dynamically cold disk; dynamically hot rings, with scale heights that greatly exceed the particle Hill radii, will experience slower evolution by gravitational scattering. The numerical value for the viscous diffusion time carries the assumption that the random component of the particle velocities (governing the ring viscosity) are given by the escape velocity from the particle surface. The surface density  $\Sigma$  refers to the local surface density in the ring.

For a ring of monodisperse particles with random velocities comparable to particle escape velocities, damping is generally much faster than spreading. For small particles ( $r < 1$  km) in low-mass rings ( $\Sigma < 40$  g/cm<sup>2</sup>), evolution time scales are comparable to the expansion time of the binary ( $10^5$ – $10^6$  yr). Large particles or large ring mass can shorten the time for the ring to spread. However, it is hard to reduce the spreading time significantly unless particle sizes reach 50–100 km. The small number of ring particles then makes spreading unlikely (see also Peale et al. 2011; Cheng et al. 2014b).

If the ring consists of particles with a broad range of sizes, viscous diffusion can drive a rapid expansion of the ring. If a few large particles (radius  $r_{\text{large}}$ ) are embedded in a sea of small ones (radius  $r_{\text{small}}$ ), gravitational stirring by the large particles drives the random velocities of the smaller particles to the escape velocity of the large particles. If the large particles have sufficiently large escape velocities, the formal spreading time is very short (Goldreich et al. 2004):

$$T_{\text{spread}} \sim 5 \left[ \frac{a}{20 R_{\text{P}}} \right]^{1/2} \left[ \frac{r_{\text{small}}}{1 \text{ m}} \right] \left[ \frac{r_{\text{large}}}{10 \text{ km}} \right]^{-2} \left[ \frac{\Sigma}{40 \text{ g/cm}^2} \right]^{-1} \text{ yr}, \quad (84)$$

This expression assumes that the rate of collisional damping for the small particles is small compared to the stirring rate of the large particles. For a swarm of 1 m particles, the likely damping time of 0.01 yr (Equation (81)) is smaller than this spreading time. However, rapid damping promotes the growth of small objects into larger ones (e.g., Kenyon & Bromley 2014), slowing the rate of damping and accelerating the rate of spreading. Because the damping time grows much faster with  $a$  than the spreading time, it seems plausible that a swarm of particles with sizes ranging from 1 m to 1–10 km could spread radially on time scales ranging from a century to many millenia.

While a two-population model for the ring is simplistic, it captures the relevant physics and has been used successfully in theories for planet formation in circumstellar disks (e.g., Wetherill & Stewart 1989; Ida & Makino 1993; Goldreich et al. 2004). For Pluto-Charon, the early evolution of the debris is likely dominated by destructive collisions of particles

on very eccentric orbits. For typical collision velocities of 0.1–0.2 km/s (Equation (73)), center-of-mass collision energies of  $10^7 - 10^8$  erg/g destroy particles with  $r \lesssim 5\text{--}10$  km (Benz & Asphaug 1999; Leinhardt & Stewart 2012; Kenyon & Bromley 2014). Large self-gravity saves larger particles from significant mass loss. Rapid collision damping likely saves much smaller particles,  $r \lesssim 1\text{--}10$  m, from destruction (Kenyon & Bromley 2014). Fragmentation likely converts intermediate-mass particles,  $1\text{--}10$  m  $\lesssim r \lesssim 5\text{--}10$  km, into smaller particles which damp rapidly. Thus, two populations of particles — small particles with most of the mass and a few large particles with significant self-gravity — are plausible components of a circularized ring of particles around Pluto-Charon.

### 4.3. Evolution of the Pluto-Charon ring

To investigate the evolution of monodisperse and two-population ensembles of particles in a ring orbiting Pluto-Charon, we solve the radial diffusion equation (Equation (49)) using a finite difference code (see also Bromley & Kenyon 2011a). The code tracks the surface density  $\Sigma$  in  $O(10^3)$  radial bins spanning  $a = 5 R_P$  out to  $120 R_P$ . In each bin, we calculate the viscosity (Equation (17)) and the radial mass flux from gravitational scattering (Equation (42)). For each time step, the finite difference code updates the surface density from the viscosity and radial mass flux. Tests on standard problems (e.g., Lynden-Bell & Pringle 1974; Bromley & Kenyon 2011a) verify the accuracy of our solutions to better than 1% over  $10^6 - 10^7$  yr.

To understand the range of possibilities for the expansion of a compact ring around a young Pluto-Charon, we choose from a palette of models to test the effects of particle size ( $r$ ), velocity ( $v$ ), and total mass in the ring ( $M_{\text{ring}}$ ). Our initial conditions assume a Gaussian surface density profile (Equation (70) with  $a = 20 R_P$ ,  $\Delta a = 2 R_P$ ). We start the binary at an orbital separation of  $5 R_P$ , and have it expand on a time-scale of  $\sim 10^5$  years, according to Equation (67).

An additional model parameter is the choice of the inner boundary condition. We can set the inner boundary to be “flow-through” under the assumption that all material reaching the inner edge is lost, presumably to ejection or accretion by the binary (e.g., Pringle 1991). However, in most of our trials, the inner boundary is reflective at the edge of the stability zone. We enforce this boundary by setting up an artificial outflow that is constant inside the ring edge and falls off exponentially over a scale length of 2.5% of the orbital distance of the edge. This algorithm prevents a strong discontinuity from building up at the inner edge of the ring. Even with this approach, the gradient at the edge can be large and can lead to numerical instability. Thus, we add artificial viscosity in the vicinity of the edge in cases

where gravitational scattering strongly dominates over viscous spreading.

For all models we set  $\Sigma$  to zero at the outer boundary, although in most cases the ring never reaches the outer edge of the computational domain.

The following list summarizes our models. We use the approximate time for the ring to reach  $60 R_p$ , just beyond the present-day orbit of Hydra, as a benchmark. If this time is within  $\sim 10^4$  years, then the ring may spread before large satellites grow within it (Kenyon & Bromley 2014). Otherwise, some evolution of particle size — or some other unspecified means of migration — is required as the ring expands.

- *Baseline model.* Our starting point is a ring with total mass  $3 \times 10^{20}$  g ( $X_{\text{ring}} = 1$ ) made up of kilometer-size particles stirred to their escape speed ( $\sim 75$  cm/s). Figure 5 illustrates the spreading of this ring. This ring spreads slowly compared to satellite growth times, extending past  $60 R_p$  in a few times  $10^5$  years.
- *Massive rings.* If the ring is more massive than the baseline model, the spreading time is reduced ( $T_{\text{spread}} \sim 1/\Sigma \sim 1/X_{\text{ring}}$ ). Figure 6 gives an example for a ring with  $M_{\text{ring}} = 3 \times 10^{21}$  g ( $X_{\text{ring}} = 10$ ). In this model the ring reaches  $40 R_p$  in a  $10^4$  yr and is beyond  $70 R_p$  by  $10^5$  yr. Compared to the estimated growth time scale of  $10^3 - 10^4$  yr, this expansion rate is still slow.
- *Massive rings with loss through the inner boundary.* In previous models, we use reflective inner boundaries, since material at the inner edge is presumably pushed back into the ring by the binary. Here we explore the possibility that mass instead flows through the inner edge and is ejected or accreted by the binary. Figure 7 shows an example. It shows the baseline model, as well as a model with a ring that is ten times more massive, both with and without loss of mass through the inner boundary. The effect of the mass leakage is a loss of about 20% of the total mass, a flattening of the surface density profile, and a slightly less extended disk.
- *Growth of particles.* We start with the baseline model, but with particles of radius  $r_{\text{min}} = 1$  m. These particles grow monotonically to a maximum radius of  $r_{\text{max}} = 3$  km on a time scale of  $\tau_{\text{grow}}$  according to

$$r(t) = r_{\text{min}} + (r_{\text{max}} - r_{\text{min}}) [1 - \exp(-t/\tau_{\text{grow}})]. \quad (85)$$

The random velocity is set to be the instantaneous escape speed of the particles. Figure 8 shows the result. It differs from the baseline model because the spreading starts off more slowly and becomes more rapid only at the late stages, as  $r$  grows. Even so, the ring extends to only  $50 R_p$  in  $10^5$  years.

- *Stirring by embedded satellites.* Guided by the physics of planet formation (Kenyon & Bromley 2004), we finally consider a scenario in which a population of small ( $r = 1$  m) particles is stirred by a few larger ones ( $r = 10$  km). We include the effect of these larger bodies by stirring the smaller ones to a random speed of half of the Hill velocity of 10 km objects (fixed at its value at  $a = 20 R_P$ ). This choice acknowledges that the larger bodies are rare, and that damping among the smaller bodies prevents them from being stirred to the escape speed of the embedded satellites. The result is presented in Figure 9. The ring expands to Hydra’s present-day orbit in just over 1000 years, and by  $10^4$  years, it has spread to well over  $100 R_P$ .

For monodisperse populations of ring particles stirred to their own escape velocity, the spreading time decreases with particle radius and mass of the ring (Equation (83)). For particles with radii larger than a few kilometers and for ring masses larger than  $\sim 10^{21}$  g, the ring spreads to Hydra’s orbit within  $10^5$  years. Allowing for particle size to grow from some small value ( $r = 1$  m) only delays the spreading.

In models inspired by planet-forming disks, with small particles and embedded satellites, the ring can spread quickly (Equation (84)). Even a low mass ring ( $3 \times 10^{20}$  g) can spread out past Hydra on a time scale of  $\sim 1000$  years. A weakness of this scenario is that the stirring is kept at a constant level throughout the ring as it spreads. For this scenario to be possible, embedded satellites must either migrate within the disk, or form in the outer regions of the disk as it spreads. This latter possibility seems plausible, since formation times can be short if the ring should dynamically cool by collisional damping (Kenyon & Bromley 2014).

## 5. Conclusions

We consider the evolution of a ring of particles around a central binary, with a focus on the Pluto-Charon system. Compared to earlier theories for evolving disks of particles (e.g., Cook & Franklin 1964; Goldreich & Tremaine 1978), we add two new features: (i) gravitational scattering, which we quantify in terms of weak scattering theory and (ii) the impact of the circumbinary environment on ring evolution. Gravitational scattering by massive particles can contribute significantly to the expansion of the ring. As for the circumbinary environment, aside from defining an orbital plane and creating an inner edge by destabilizing orbits (Holman & Wiegert 1999), the impact of the binary is surprisingly small.

Our main results are listed here, followed by a summary of our conclusions.

- **Ring evolution.** Our analysis of weak gravitational scattering provides a natural

extension to the viscous evolution of particle rings and disks. The expressions of Cook & Franklin (1964) and Goldreich & Tremaine (1978) hold until gravitational interactions start to become important. The demarcation between the viscous and gravity regimes is the ratio of the random speeds of particles to their typical escape speed. If the random speeds are large relative to  $v_{\text{esc}}$ , the particles do not feel their mutual gravity — evolution is viscous. When particles orbit beyond the Roche limit and have random speeds comparable to or smaller than their escape velocities, they stir one another gravitationally. Our results allow a smooth transition between these two regimes.

- **Most circular orbits.** The circumbinary environment regulates the inner edge of a ring and can destabilize orbits near close-in resonances (e.g., Wisdom 1980; Murray & Dermott 1999; Pichardo et al. 2008; Popova & Shevchenko 2013). Although the binary’s time varying gravitational potential modifies orbits in the rest of the ring, the family of most circular orbits provides reference frames similar to the circular orbits around a single central mass (Lee & Peale 2006; Leung & Lee 2013; Bromley & Kenyon 2015). Dissipative disks or rings settle on to these orbits, and perturbations (e.g., from gravitational stirring) cause particles to acquire free eccentricity and inclination relative to these frames. Thus, we can calculate ring evolution (e.g., viscous spreading) in the same way around a binary as we do around a single planet or star (Bromley & Kenyon 2015).
- **Secular excitations and most circular orbits.** In initiating the research reported here, our expectation was that stirring by the binary might help the viscous spreading of the ring (e.g., Moriwaki & Nakagawa 2004; Paardekooper et al. 2012; Rafikov 2013; Lines et al. 2014). However, collisional damping causes particles to settle on most circular paths, even in the presence of a massive axisymmetric disk and distance massive perturbers. Thus, the central binary is not necessarily a source of stirring. We explore the implications for the early stages of circumbinary planet formation in a separate manuscript (Bromley & Kenyon 2015).
- **Resonance effects and instabilities.** The binary can still make a mess of orbits. In units of the binary separation, the Pluto-Charon satellites are closer in than known circumbinary planets from NASA’s *Kepler* mission (e.g. Doyle et al. 2011; Welsh et al. 2012; Orosz et al. 2012a,b). And, unlike most of the exoplanets, the Pluto-Charon moons orbit inside of suspected resonance-driven instabilities. If the moons emerge early in a compact ring, then they can get caught up in resonant orbits that grow along with the tidally evolving binary (Ward & Canup 2006). While they may be transported in the resonances, they may just as easily get ejected, as our own sim-

ple experiments demonstrate (Figure 2). For the Pluto-Charon system, coordinating resonance transport in a way that preserves all of the moons does not seem possible (Cheng et al. 2014a).

- **Collisional damping can stabilize resonant orbits.** Our simple simulations also demonstrate how collisional damping and diffusion can protect satellites (see also Ward & Canup 2006; Lithwick & Wu 2008; Cheng et al. 2014a). A ring of small particles can survive the sweep of resonances during tidal expansion. Similarly, as long as a substantial reservoir of small particles is in place, we speculate that collisional damping among the small objects and dynamical friction between the small objects and the large objects protect the largest objects from unstable resonances.
- **Evidence for resonant migration.** Our simple simulations also demonstrate how collisional damping and diffusion can facilitate resonant migration (Ward & Canup 2006). Small particles become trapped near resonances and then get swept up in them as the binary expands. Figure 2 illustrates the phenomenon and highlights the role of binary eccentricity in the process. If a reservoir of small particles is maintained during the binary’s tidal evolution, small moons might also participate in this migration. It is beyond our scope here to explore these possibilities in detail, but our anecdotal results are promising. We plan more detailed simulations to test this possibility.

On the basis of these ideas and our numerical simulations, we infer the following conclusions for the Pluto-Charon system:

- Starting with a compact ring around Pluto-Charon with mass comparable to the observed moons, viscosity and gravity can spread the ring to the moons’ present locations in less than  $10^5$ – $10^6$  yr. These time scales are comparable to the tidal evolution of the binary’s semimajor axis, but are substantially longer than the growth time of 10–100 km satellites ( $\sim 10^3$  yr).
- The spreading of the ring can be comparable with, or faster than, the growth time if (i) the ring has small (1-meter) particles stirred by large (1–10 km) bodies, or (ii) the mass of the ring is large ( $\gtrsim 10^{22}$  g). In scenario (i) large objects can probably form as the ring spreads. In both scenarios, the ring can spread quickly to distances well beyond Hydra, the outermost known moon.
- Resonance-driven instabilities can remove isolated satellites or moons (e.g., Cheng et al. 2014a). This phenomenon is complicated by the tidal evolution of Pluto, which causes commensurabilities to sweep through the system. However, collisional damping and



diffusion can make satellites immune to resonance-driven instabilities and can also facilitate trapping in a resonance. In the latter case, ring material can be transported outward along with the resonances, as envisioned for full-fledged moons by Ward & Canup (2006).

- Together, the spreading mechanisms and interactions with resonances suggest potential growth modes for the satellites. *In situ* formation can occur quickly ( $10^3$  yr; Kenyon & Bromley 2014); the time needed for spreading the ring can be comparably fast or slow ( $10^5$  yr), leading to these possibilities:
  - i. The spreading might occur before the expansion of the binary. Then the sweep of resonances might eject or collisionally destroy the largest satellites. They would have to re-emerge out of the debris once the sweep was complete. This scenario would require a massive initial ring, as particles could be lost in the process. (Kenyon et al. 2014 describe a similar picture for Fomalhaut b.) Simulations suggest that there was enough mass in the ring initially to sustain a mass loss of over 99% and still have enough to make the moons (Canup 2005, 2011). The result could be an extended disk and small as-yet-undetected moons beyond Hydra (Kenyon & Bromley 2014).
  - ii. If the ring spread slowly, then particles in it could get caught up in one or more resonances with the expanding binary. *In situ* formation during the expansion is possible, but a reservoir of small particles (perhaps replenished by collisions) would be essential to prevent the instabilities from leading to ejection. Preliminary numerical experiments (Figure 2) show that material might be trapped in several different commensurabilities, depending on the binary eccentricity and the particle damping/diffusion.

The next step is to incorporate the physics of ring spreading into *Orchestra*, our hybrid N-body–coagulation code (Bromley & Kenyon 2011a). Then, we can track the detailed interplay between ring spreading and satellite growth. The N-body part will be essential to simulate resonant-driven instabilities that can clear out orbits in the ring (Cheng et al. 2014b). How these instabilities play out will depend on a number of factors including the effectiveness of orbital damping, and the time-varying eccentricity of the binary, since circularization brings some stability (Holman & Wiegert 1999). Our code will enable us to determine how collisional damping, gravitational stirring, resonance-driven instabilities, ring spreading and tidal evolution can work in concert to make the binary’s intricate system of moons.

Meanwhile, our models suggest that the expansion of a narrow ring around Pluto-Charon binary is plausible. The extent of the expansion depends on the details. The presence of small moons beyond Hydra’s orbits would suggest a more massive disk with small particles stirred by larger ones. Then, we expect 3–5 satellites with radii of a kilometer or so, on circular orbits beyond  $60 R_P$  (Kenyon & Bromley 2014). Ring evolution models with less mass and less stirring leave the ring truncated at Hydra’s orbit. Even so, scattering by the growing moons could place some satellites beyond Hydra, although their eccentricity is expected to be significant. *New Horizons*, with its unprecedented view of the Pluto-Charon satellite system, will test these scenarios.

We thank NASA for support through the *Astrophysics Theory* and *Origins of Solar Systems* programs (grant NNX10AF35G) and through the *Outer Planets Program* (grant NNX11AM37G). We are also grateful to NASA for a generous allotment of supercomputer time on the ‘discover’ cluster, on which we ran preliminary simulations.

## REFERENCES

- Barge, P., & Pellat, R. 1990, *Icarus*, 85, 481
- Barr, A. C., & Collins, G. C. 2015, *Icarus*, 246, 146
- Benz, W., & Asphaug, E. 1999, *Icarus*, 142, 5
- Brahic, A. 1976, *Journal of Computational Physics*, 22, 171
- Bridges, F. G., Hatzes, A., & Lin, D. N. C. 1984, *Nature*, 309, 333
- Bromley, B. C., & Kenyon, S. J. 2006, *AJ*, 131, 2737
- . 2011a, *ApJ*, 731, 101
- . 2011b, *ApJ*, 735, 29
- . 2013, *ApJ*, 764, 192
- . 2015, ArXiv e-prints, arXiv:1503.03876
- Brozović, M., Showalter, M. R., Jacobson, R. A., & Buie, M. W. 2015, *Icarus*, 246, 317
- Brucker, M. J., Grundy, W. M., Stansberry, J. A., et al. 2009, *Icarus*, 201, 284
- Buie, M. W., Grundy, W. M., Young, E. F., Young, L. A., & Stern, S. A. 2006, *AJ*, 132, 290

- Buie, M. W., Tholen, D. J., & Grundy, W. M. 2012, *AJ*, 144, 15
- Canup, R. M. 2005, *Science*, 307, 546
- . 2011, *AJ*, 141, 35
- Charnoz, S., Dones, L., Esposito, L. W., Estrada, P. R., & Hedman, M. M. 2009, in *Saturn from Cassini-Huygens*, ed. M. K. Dougherty, L. W. Esposito, & S. M. Krimigis (Dordrecht: Springer Science & Business Media), 537
- Charnoz, S., Salmon, J., & Crida, A. 2010, *Nature*, 465, 752
- Charnoz, S., Crida, A., Castillo-Rogez, J. C., et al. 2011, *Icarus*, 216, 535
- Cheng, W. H., Lee, M. H., & Peale, S. J. 2014a, *Icarus*, 233, 242
- Cheng, W. H., Peale, S. J., & Lee, M. H. 2014b, *Icarus*, 241, 180
- Christy, J. W., & Harrington, R. S. 1978, *AJ*, 83, 1005
- Colwell, J. E., Nicholson, P. D., Tiscareno, M. S., et al. 2009, in *Saturn from Cassini-Huygens*, ed. M. K. Dougherty, L. W. Esposito, & S. M. Krimigis, 375
- Cook, A. F., & Franklin, F. A. 1964, *AJ*, 69, 173
- Dobrovolskis, A. R., Peale, S. J., & Harris, A. W. 1997, in *Pluto and Charon*, ed. S. A. Stern & D. J. Tholen, 159
- Doolin, S., & Blundell, K. M. 2011, *MNRAS*, 418, 2656
- Doyle, L. R., Carter, J. A., Fabrycky, D. C., et al. 2011, *Science*, 333, 1602
- Farinella, P., Milani, A., Nobili, A. M., & Valsecchi, G. B. 1979, *Moon and Planets*, 20, 415
- Gladman, B. 1993, *Icarus*, 106, 247
- Glaschke, P., Amaro-Seoane, P., & Spurzem, R. 2014, *MNRAS*, 445, 3620
- Goldreich, P., Lithwick, Y., & Sari, R. 2004, *ARA&A*, 42, 549
- Goldreich, P., & Tremaine, S. 1980, *ApJ*, 241, 425
- . 1982, *ARA&A*, 20, 249
- Goldreich, P., & Tremaine, S. D. 1978, *Icarus*, 34, 227

- Greenzweig, Y., & Lissauer, J. J. 1990, *Icarus*, 87, 40
- Heppenheimer, T. A. 1978, *A&A*, 65, 421
- Holman, M. J., & Wiegert, P. A. 1999, *AJ*, 117, 621
- Holsapple, K. A., & Michel, P. 2006, *Icarus*, 183, 331
- . 2008, *Icarus*, 193, 283
- Hornung, P., Pellat, R., & Barge, P. 1985, *Icarus*, 64, 295
- Ida, S., Bryden, G., Lin, D. N. C., & Tanaka, H. 2000, *ApJ*, 534, 428
- Ida, S., & Makino, J. 1993, *Icarus*, 106, 210
- Jeffreys, H. 1947, *MNRAS*, 107, 263
- Kenyon, S. J., & Bromley, B. C. 2001, *AJ*, 121, 538
- . 2004, *AJ*, 127, 513
- . 2014, *AJ*, 147, 8
- Kenyon, S. J., Currie, T., & Bromley, B. C. 2014, *ApJ*, 786, 70
- Kenyon, S. J., & Luu, J. X. 1998, *AJ*, 115, 2136
- Lecar, M., Franklin, F. A., Holman, M. J., & Murray, N. J. 2001, *ARA&A*, 39, 581
- Lee, M. H., & Peale, S. J. 2006, *Icarus*, 184, 573
- Leinhardt, Z. M., & Stewart, S. T. 2012, *ApJ*, 745, 79
- Leung, G. C. K., & Lee, M. H. 2013, *ApJ*, 763, 107
- Lin, D. N. C., & Papaloizou, J. 1979a, *MNRAS*, 188, 191
- . 1979b, *MNRAS*, 186, 799
- Lines, S., Leinhardt, Z. M., Paardekooper, S., Baruteau, C., & Thebault, P. 2014, *ApJ*, 782, L11
- Lissauer, J. J. 1987, *Icarus*, 69, 249
- Lithwick, Y., & Wu, Y. 2008, *ArXiv e-prints*, arXiv:0802.2951

- Lynden-Bell, D., & Pringle, J. E. 1974, MNRAS, 168, 603
- McKinnon, W. B. 1989, ApJ, 344, L41
- Moriwaki, K., & Nakagawa, Y. 2004, ApJ, 609, 1065
- Murray, C. D., & Dermott, S. F. 1999, Solar system dynamics (Princeton: Princeton University Press)
- Ohtsuki, K. 1992, Icarus, 98, 20
- . 1999, Icarus, 137, 152
- Ohtsuki, K., Stewart, G. R., & Ida, S. 2002, Icarus, 155, 436
- Ohtsuki, K., & Tanaka, H. 2003, Icarus, 162, 47
- Ormel, C. W., Ida, S., & Tanaka, H. 2012, ApJ, 758, 80
- Orosz, J. A., Welsh, W. F., Carter, J. A., et al. 2012a, Science, 337, 1511
- . 2012b, ApJ, 758, 87
- Paardekooper, S.-J., Leinhardt, Z. M., Thébault, P., & Baruteau, C. 2012, ApJ, 754, L16
- Peale, S. J., Cheng, W. H., & Lee, M. H. 2011, in EPSC-DPS Joint Meeting 2011, 665
- Person, M. J., Elliot, J. L., Gulbis, A. A. S., et al. 2006, AJ, 132, 1575
- Pichardo, B., Sparke, L. S., & Aguilar, L. A. 2005, MNRAS, 359, 521
- . 2008, MNRAS, 391, 815
- Pierens, A., & Nelson, R. P. 2007, A&A, 472, 993
- Popova, E. A., & Shevchenko, I. I. 2013, ApJ, 769, 152
- Porco, C. C., Weiss, J. W., Richardson, D. C., et al. 2008, AJ, 136, 2172
- Pringle, J. E. 1981, ARA&A, 19, 137
- . 1991, MNRAS, 248, 754
- Quintana, E. V., & Lissauer, J. J. 2006, Icarus, 185, 1
- Rafikov, R. R. 2013, ApJ, 764, L16

- Safronov, V. S. 1969, *Evoliutsiia doplanetnogo oblaka*. (Evolution of the Protoplanetary Cloud and Formation of the Earth and Planets, Nauka, Moscow [Translation 1972, NASA TT F-677] (1969.)
- Salmon, J., Charnoz, S., Crida, A., & Brahic, A. 2010, *Icarus*, 209, 771
- Showalter, M., Weaver, H., Buie, M., et al. 2013, in EGU General Assembly Conference Abstracts, Vol. 15, EGU General Assembly Conference Abstracts, 13786
- Showalter, M. R., Hamilton, D. P., Stern, S. A., et al. 2011, *IAU Circ.*, 9221, 1
- Showalter, M. R., Weaver, H. A., Stern, S. A., et al. 2012, *IAU Circ.*, 9253, 1
- Spaute, D., Weidenschilling, S. J., Davis, D. R., & Marzari, F. 1991, *Icarus*, 92, 147
- Stern, S. A. 1992, *ARA&A*, 30, 185
- . 2008, *Space Sci. Rev.*, 140, 3
- Stern, S. A., Weaver, H. A., Steffl, A. J., et al. 2006, *Nature*, 439, 946
- Stewart, G. R., & Ida, S. 2000, *Icarus*, 143, 28
- Süli, Á., & Zsigmond, Z. 2009, *MNRAS*, 398, 2199
- Supulver, K. D., Bridges, F. G., & Lin, D. N. C. 1995, *Icarus*, 113, 188
- Tholen, D. J., Buie, M. W., & Grundy, W. M. 2012, *LPI Contributions*, 1667, 6327
- Tholen, D. J., Buie, M. W., Grundy, W. M., & Elliott, G. T. 2008, *AJ*, 135, 777
- Ward, W. R. 1997, *Icarus*, 126, 261
- Ward, W. R., & Canup, R. M. 2006, *Science*, 313, 1107
- Weaver, H. A., Stern, S. A., Mutchler, M. J., et al. 2006, *Nature*, 439, 943
- Weidenschilling, S. J. 1989, *Icarus*, 80, 179
- Weidenschilling, S. J., Spaute, D., Davis, D. R., Marzari, F., & Ohtsuki, K. 1997, *Icarus*, 128, 429
- Welsh, W. F., Orosz, J. A., Carter, J. A., et al. 2012, *Nature*, 481, 475
- Wetherill, G. W., & Cox, L. P. 1985, *Icarus*, 63, 290

- Wetherill, G. W., & Stewart, G. R. 1989, *Icarus*, 77, 330
- . 1993, *Icarus*, 106, 190
- Winter, S. M. G., Winter, O. C., Guimarães, A. H. F., & Silva, M. R. 2010, *MNRAS*, 404, 442
- Wisdom, J. 1980, *AJ*, 85, 1122
- Wyatt, M. C., Dermott, S. F., Telesco, C. M., et al. 1999, *ApJ*, 527, 918
- Youdin, A. N., & Kenyon, S. J. 2013, in *Planets, Stars and Stellar Systems. Volume 3: Solar and Stellar Planetary Systems*, ed. T. D. Oswalt, L. M. French, & P. Kalas (Dordrecht: Springer Science & Business Media), 1
- Youdin, A. N., Kratter, K. M., & Kenyon, S. J. 2012, *ArXiv e-prints*, arXiv:1205.5273
- Young, E. F., & Binzel, R. P. 1994, *Icarus*, 108, 219
- Young, E. F., Young, L. A., & Buie, M. 2007, in *Bulletin of the American Astronomical Society*, Vol. 39, AAS/Division for Planetary Sciences Meeting Abstracts #39, 541

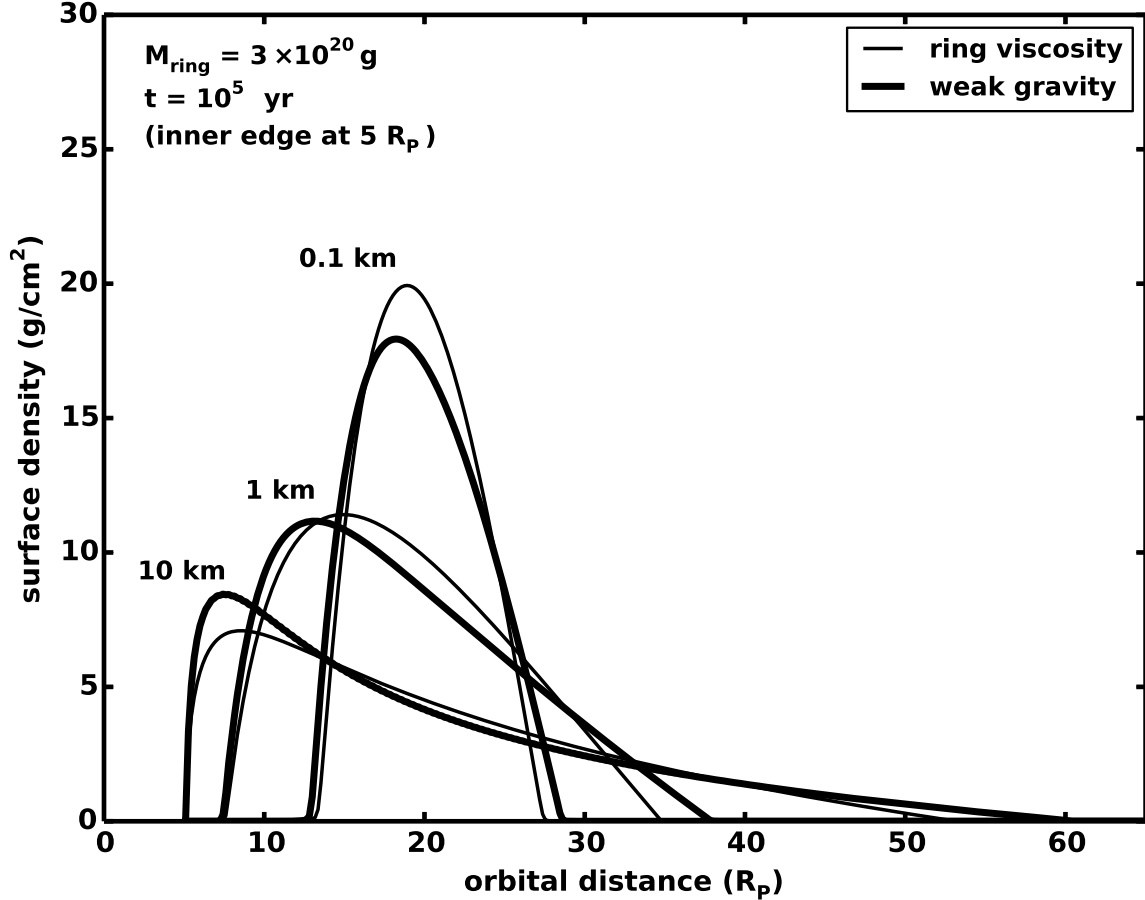


Fig. 1.— A comparison between the effects of viscosity and gravitational scattering in the spreading of rings. The astrophysical context is Pluto-Charon, at some early time when the binary is compact (orbital separation  $a_{\text{PC}} = 5 R_p$ ) and surrounded by a  $3 \times 10^{20} \text{ g}$  ring. The scenarios above all start with the same surface density profile in the ring, but differ in the size of the ring particles, as indicated. In each case the particles are assumed to be stirred to their escape velocity. The dark curves spread from gravity only and light curves spread solely from viscosity. At this choice of particle speed, the two mechanisms are expected to be similar. At higher speeds viscosity will dominate, while at lower speeds gravity will drive the spreading.



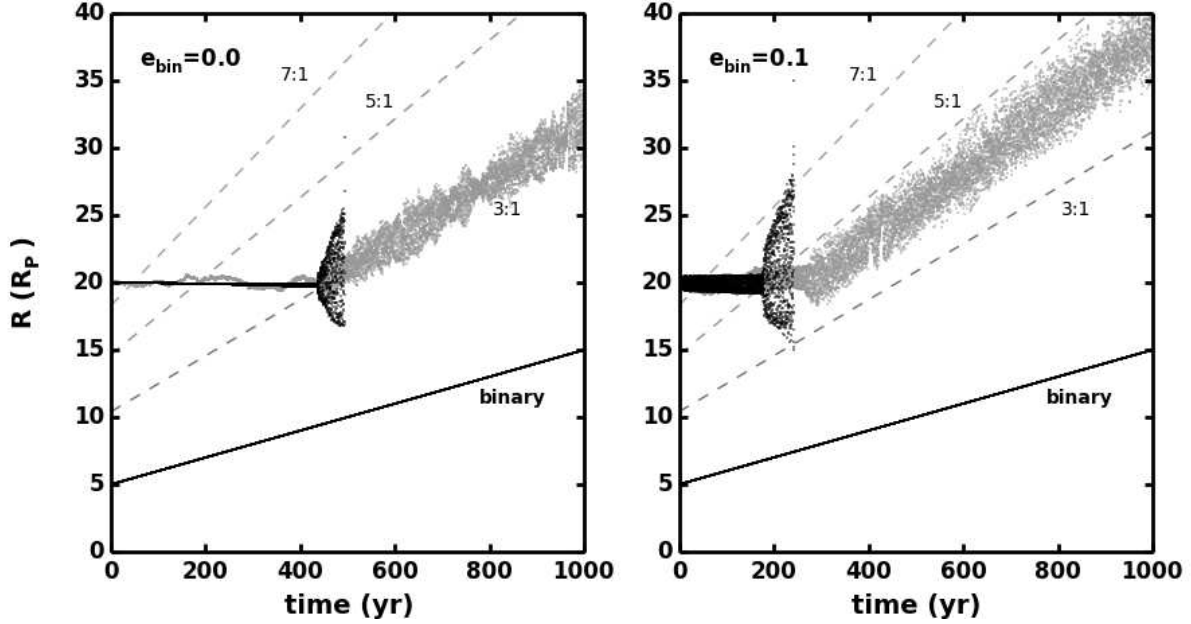


Fig. 2.— The orbital evolution of a satellite around an expanding binary. The left panel shows a circular “Pluto-Charon” binary expanding from an orbital separation of  $5R_p$  (lower black curve). The dashed lines indicate the location of the 3:1, 5:1 and 7:1 commensurabilities, expanding with the binary. A satellite on its own (black dots on the far left) orbits at a radial distance of  $20R_p$  until it is overtaken by an instability near the 3:1 commensurability at about 400 years. Then it is ejected from the system over a period of hundreds of orbits. A satellite that experiences collisional damping and radial diffusion (gray dots) can survive the instability, and instead “surfs” the 3:1 commensurability as it expands. The damping and diffusion parameters are drawn from fiducial values in §4.2 ( $r = 1$  km,  $v = v_{\text{esc}}$ ,  $\Sigma = 40$  g/cm<sup>2</sup>, etc.). The right panel is similar, but with an eccentric binary ( $e_{\text{bin}} = 0.1$ ). In this case, an isolated satellite (black dots) is unable to navigate the 5:1 to commensurability. A damped, diffusing satellite survives and rides resonances near the 4:1 commensurability.

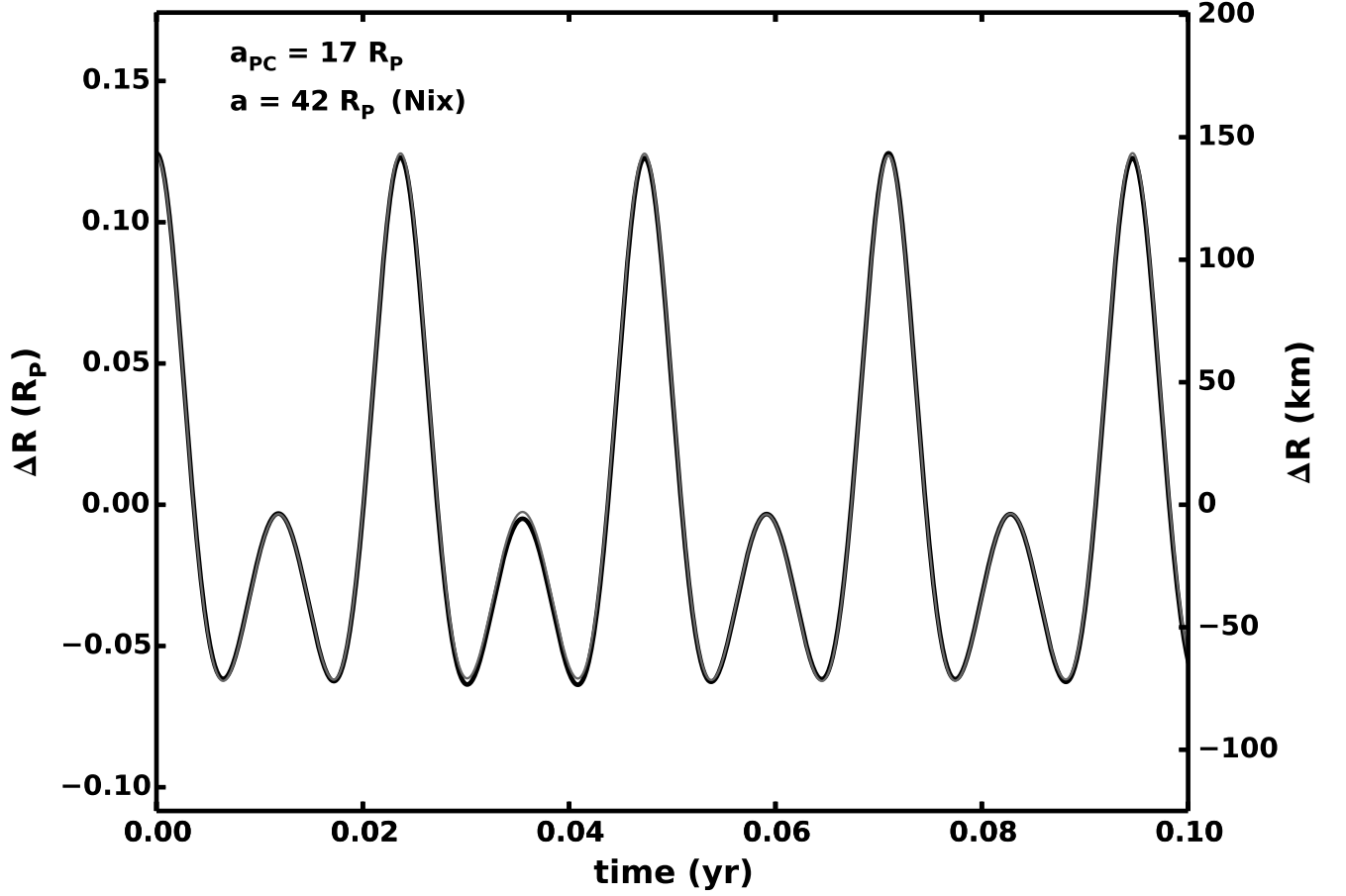


Fig. 3.— The radial excursion of a ring particle on a most circular circumbinary orbit for a binary with  $e_{\text{bin}} = 0$ . The darker curve is from points calculated with a simulation starting from a best-fit to a minimum excursion orbit, while the lighter curve is from analytical theory (the two curves follow one another very closely). The binary separation and orbital distance correspond to the satellite Nix around Pluto-Charon.

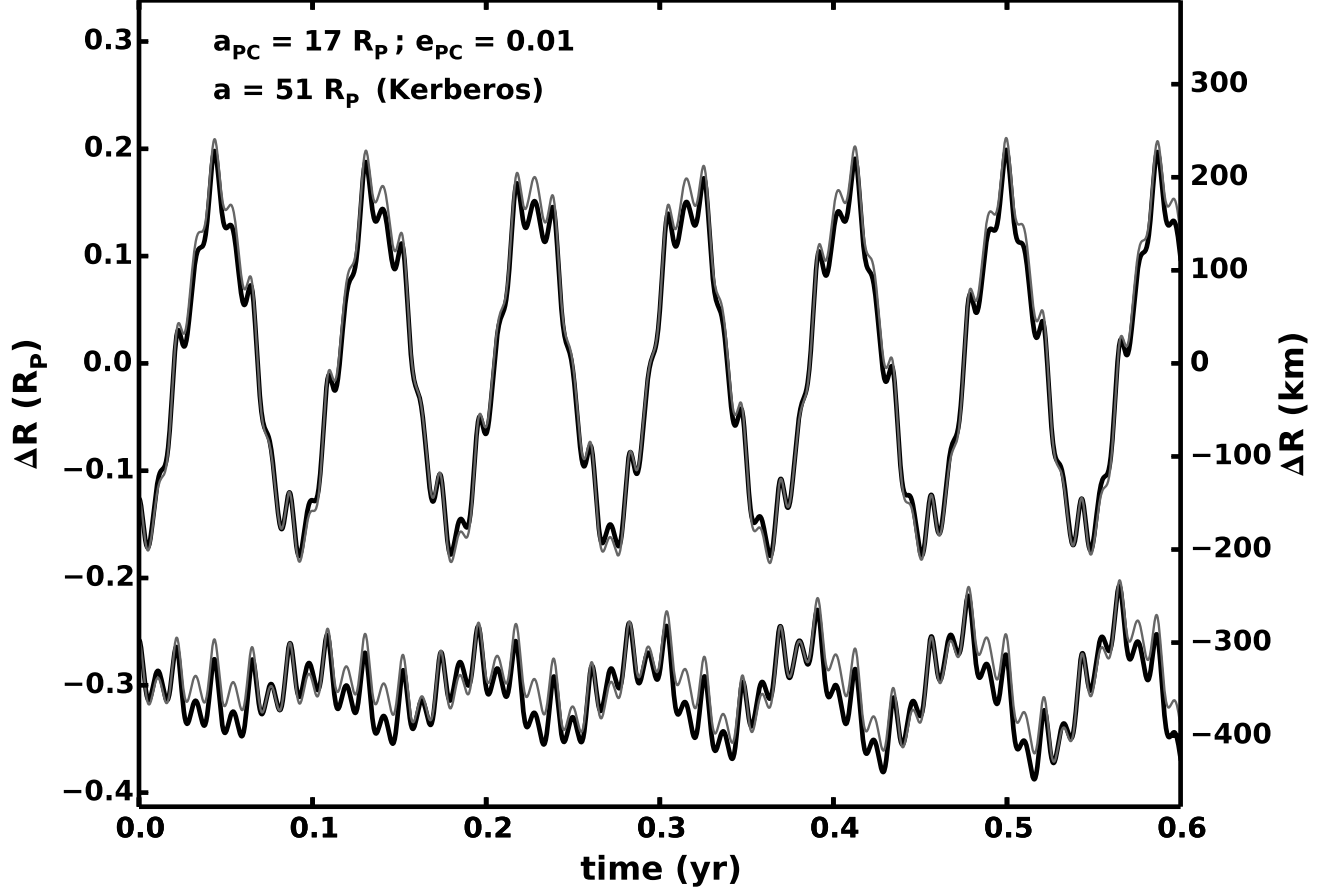


Fig. 4.— The radial excursion of ring particles in orbit about a binary with  $e_{\text{bin}} = 0.01$ . The upper dark curve is for a most circular path, while the lower dark curve (displaced vertically for clarity) is for a particle that has equal measures of free and forced eccentricity. In time, the growth of the lower curve will continue; it will produce a beat pattern with a maximum amplitude equal to twice that of the most circular curve. The light shaded curves are from analytical theory. The orbital elements are chosen to be similar to Kerberos around Pluto-Charon.

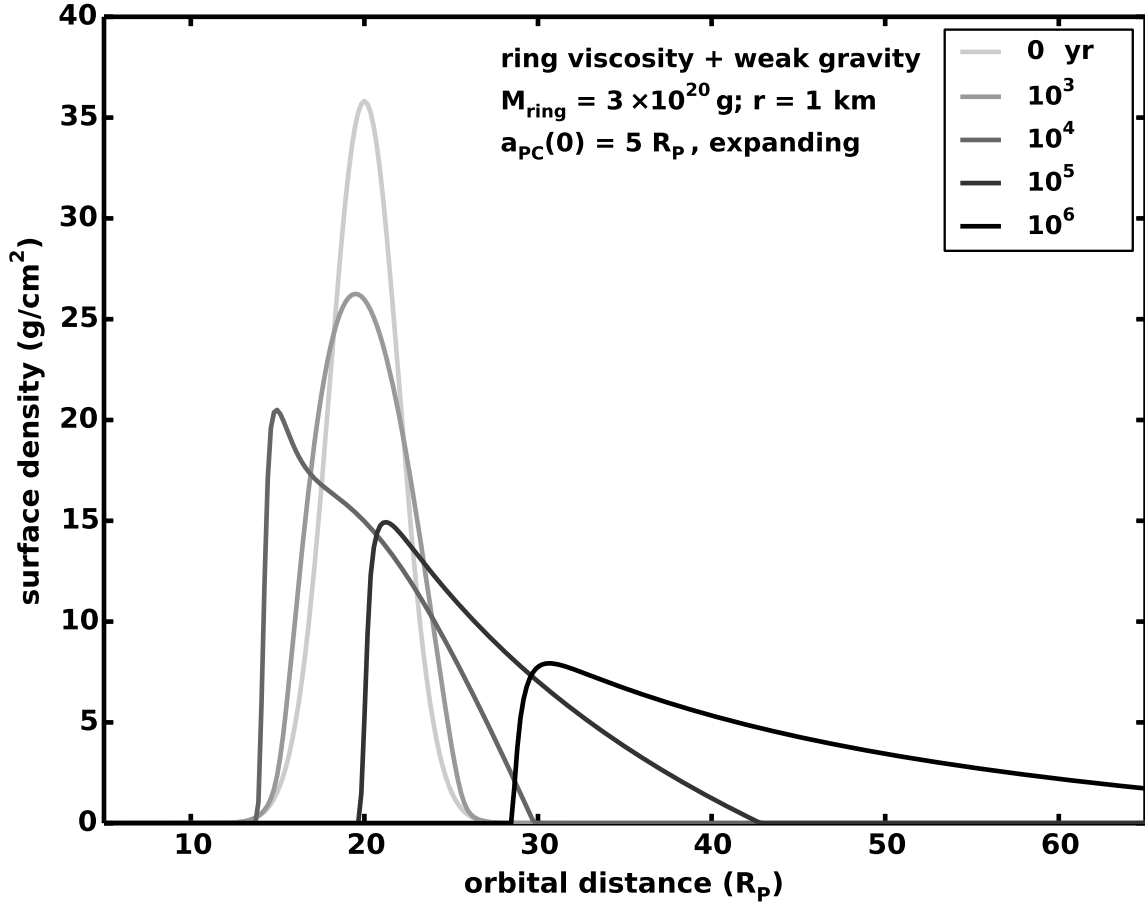


Fig. 5.— Spreading of a circumbinary ring. The curves show snapshots of the surface density as a function of orbital distance from Pluto-Charon. The rings spread from viscosity and gravitational scattering as the binary is expanding. The binary pushes the inner edge of ring outward, keeping it at a distance of twice the binary separation.

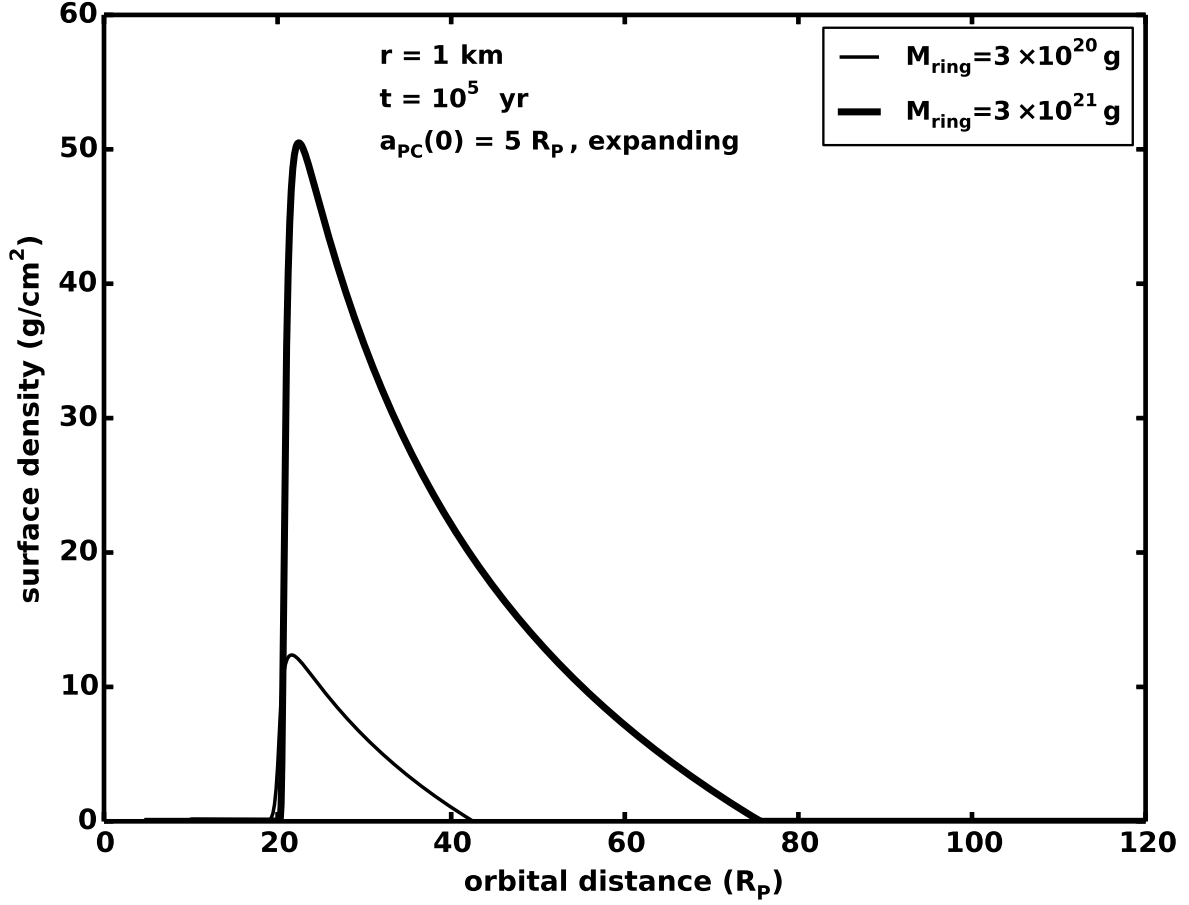


Fig. 6.— Spreading of circumbinary rings of two different masses. Similar to the previous figure but with profiles shown only at  $10^5 \text{ yr}$ . The rings initially differ only in their surface density; the outcomes show how the increased surface density drives the spreading.

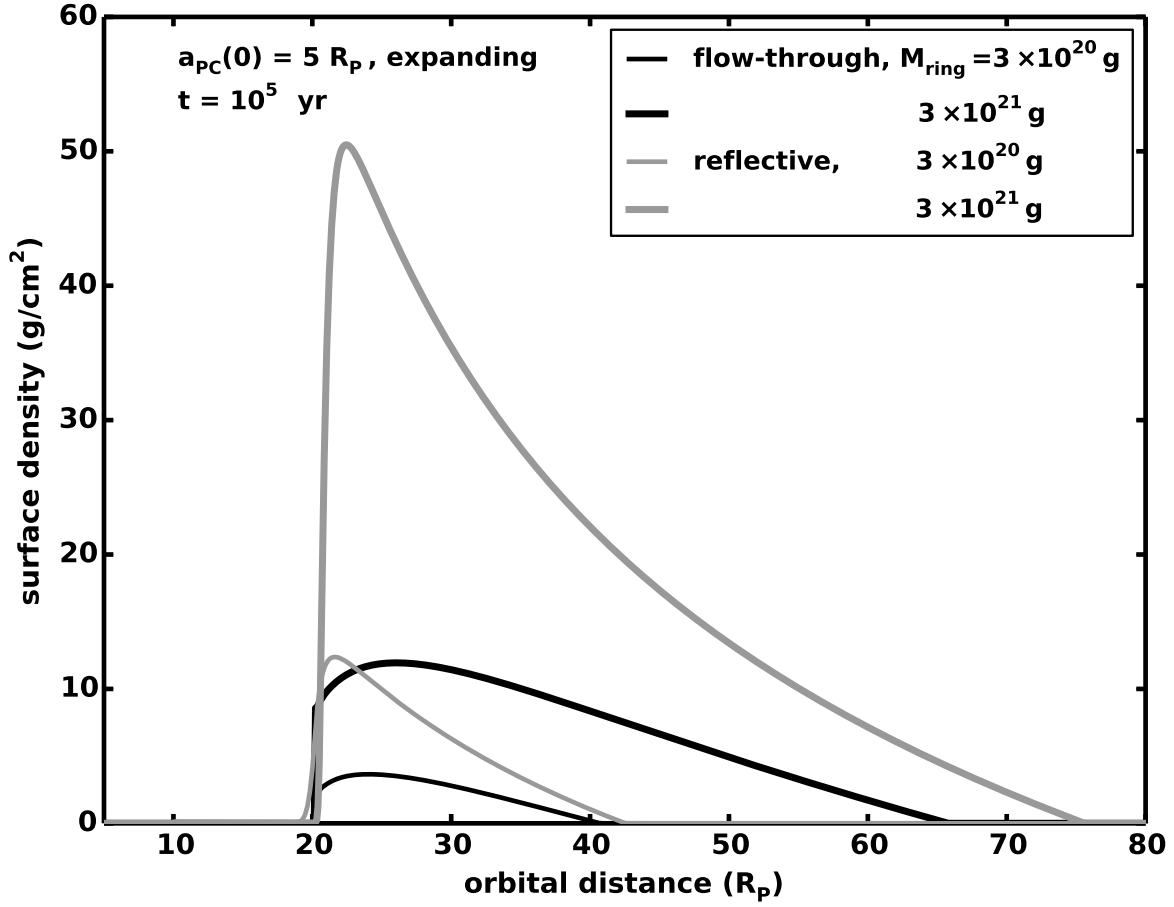


Fig. 7.— Spreading of a massive circumbinary ring with mass loss at the inner edge. The curves show the effect of mass loss at the inner edge of the ring, which expands along with the binary.

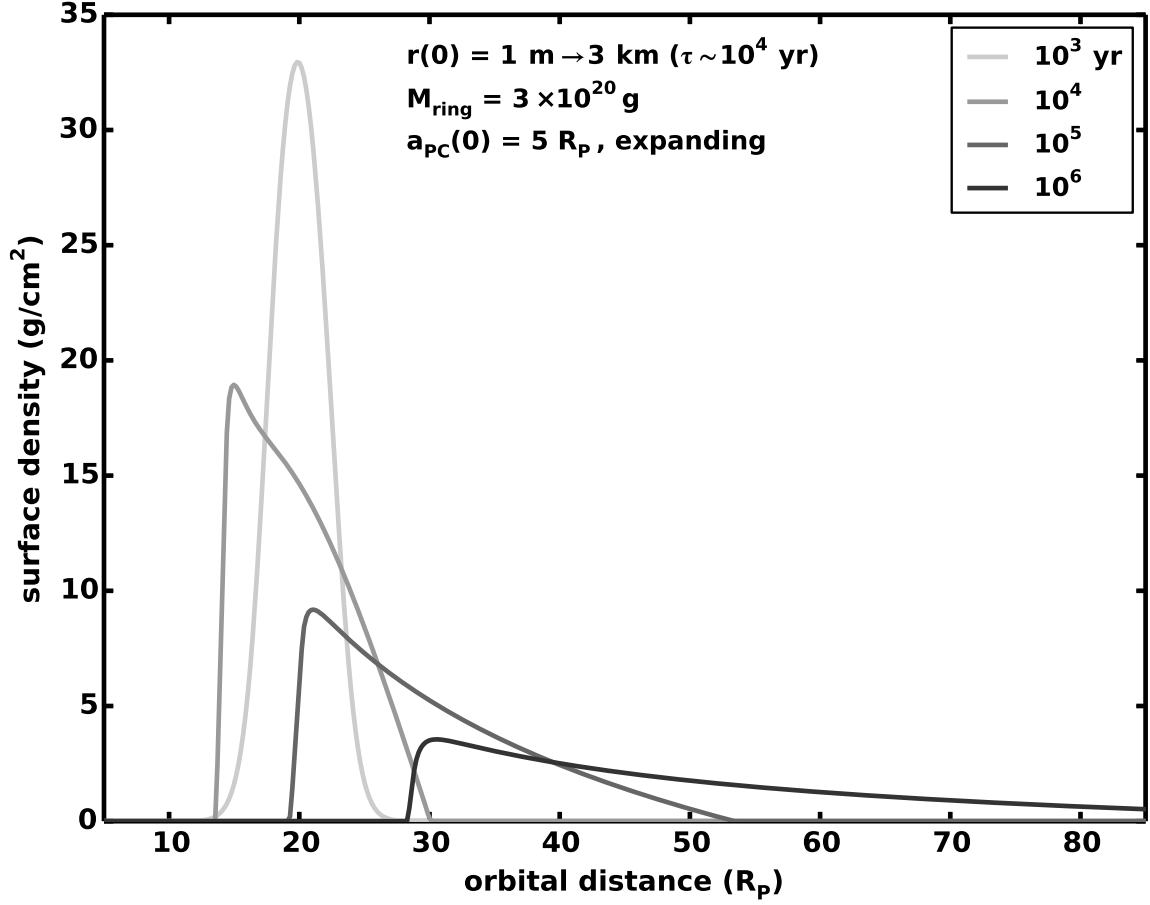


Fig. 8.— The spreading of a circumbinary ring with growing particles. Similar to Figure 5 except the mass grows (along with the particle speeds, set by the escape velocity) from 1 m to 3 km on a time scale of  $10^4$  years. The growth allows for modest spreading beyond the baseline model with particle radii fixed at 1 km.

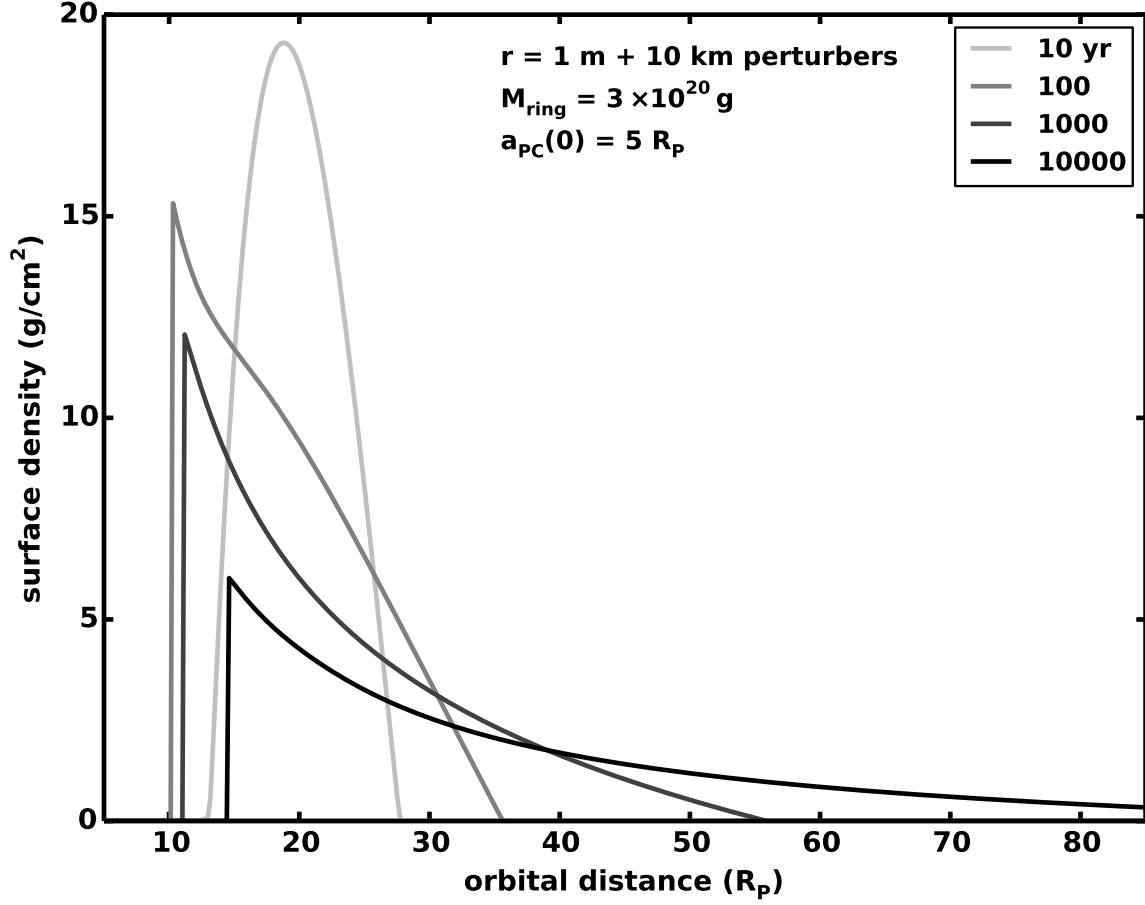


Fig. 9.— Rapid spreading of a circumbinary ring of small particles with embedded satellites. A population of meter-size objects stirred to the 0.5 times the Hill velocity of 10-km objects (evaluated at  $20 R_p$ ) spreads rapidly, as seen in the sequence of curves. In this case material can flow through the inner edge of the ring. While this model is an idealization, it shows how effective viscous spreading can be when the relative velocities are pumped up.