

A novel pLSA based Traffic Signs Classification System

Mrinal Haloi¹

ABSTRACT

In this work we developed a novel and fast traffic sign recognition system, a very important part for advanced driver assistance system and for autonomous driving. Traffic signs play a very vital role in safe driving and avoiding accident. We have used image processing and topic discovery model pLSA to tackle this challenging multiclass classification problem. Our algorithm is consist of two parts, shape classification and sign classification for improved accuracy. For processing and representation of image we have used bag of features model with SIFT local descriptor. Where a visual vocabulary of size 300 words are formed using k-means codebook formation algorithm. We exploited the concept that every image is a collection of visual topics and images having same topics will belong to same category. Our algorithm is tested on German traffic sign recognition benchmark (GTSRB) and gives very promising result near to existing state of the art techniques.

KeyWords: ADAS, Traffic Signs Classification, pLSA.

I. INTRODUCTION

Traffic sign recognition system play a important role in autonomous driving environment and for advanced driver assistance systems. For driving safely and avoiding accident in daily lifes traffic signs are very important. A smart system that can help human driver by automatic recognition and classification and giving warning will ease driver task. With the advancement of modern vehicles design and safety this have got a considerable attention. For a human driver because of fatigue, divergence of attention, occlusion of sign due to road obstruction and natural scenes, related to different problems may lead to miss some important traffic sign, which may result in severe accident. Also automatic recognition system will help in proper navigation and to follow traffic rules. There are several challenges involved in developing a complete traffic sign recognition system, because of occlusion of signs due to different background, specifically trees, building etc. old damaged signs, weather condition, viewpoint variation, also illuminant changes, in day and night etc. A complete traffic sign system consist of detection and classification a wide variety of signs. Classification of different class signs having same shape is always a difficult part, since there are very small difference in between lots of traffic signs.

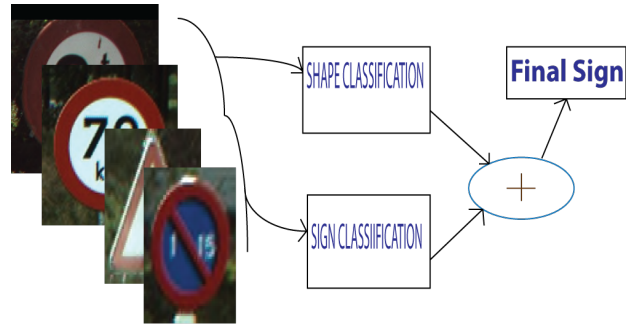


Fig. 1. Main Concept

In this work we will present a novel classification techniques based on probabilistic latent semantic analysis. Also we have built a shape classification system based of pyramid of HOG features and template matching. For feature representation of final pLSA system well known SIFT is used.

Previously different method which have got state of art result on GTSRB and GTSDDB are very complex to train and need supervision. Method related to convolutional neural network, neural network, support vector machine are computationally complex and need effort to implement in system like FPGA device or other low computationally powerful devices. In our method related to pLSA is computationally flexible than previous method, and it is an unsupervised method and use KNN classifier at final step. We will show our result on publicly available German traffic sign (GTSRB) database. We have an accuracy of around 96.86-100% over sub category. Rest of the paper is organised as follows, in section 2 we have reviewed existence literature in this area, section 3 describes our main algorithm and section 4 gives detail about dataset and experimental result along with comparison with other existing method.

II. RELATED WORK

Considerable research work exist on detection and classification traffic signs for addressing the challenged involved in real life problems. Even though it is not possible go through all this research works in this paper we will give brief overview of some relevant works. Most of the work used computer vision and machine learning based techniques by using data from several camera sensors mounted on car roof at different angles. In some of the work researchers explores detection based on colour features, such as converting the colour space from RGB to HSV etc. and then using colour thresholding method for detection and classification by well-known support vector machines. In colour thresholding ap-

*This work was Accepted in APMediaCast-2015, Bali, Indonesia

¹Mrinal Haloi with Indian Institute of Technology, Guwahati. h.mrinal@iitg.ernet.in or mrinal.haloil1@gmail.com ; Copyright 2015 by the author




Fig. 2. Sign category and its shapes

proach morphological operation like connected component analysis was done for accurate location. Colour, shape, motion information and haar wavelet based features was used in this work [12]. By using SVM based colour classification on a block of pixels Le et al [13] addressed the problems of weather variation. Features like, sift, hog and haar wavelet etc. was used by some of this work. In German Traffic Sign Recognition Benchmark (GTSRB) competition, top performing algorithm exceeds best human classification accuracy. By using committee of neural networks [3] achieved highest ever performance of 99.46%, where best human performance was 98.84%. Multiscale convolutional network [15] has achieved 98.31% accuracy in this dataset. Also other algorithm based on k-d trees and random forest [16] and LDA on HOG [2] have got very high accuracy. For recognition purpose group sparse coding was used by [14] for rich feature learning of traffic signs recognition.

III. MODEL FOR CLASSIFICATION

The aim of the works is to develop a topic based classification frameworks for fast and reliable traffic sign categorization. Discovering hidden topics in images and correlating them with similar topics images form a successful classification algorithm. Since each of traffic sign category can be assumed very well as combination of one or more topics, so we have choose this method over other learning based method. For classification of the images we have used two step method, in first processing we will classify the shape of the traffic signs and after that we will classify its actual class. Image may have undergone through different type of rotational effect due to viewpoint variation, alignment. In Fig. [1] main idea concept of our method is depicted. As a preprocessing task we will use affine invariant transform on the images for getting rid of rotational effect.

A. Shape Classification

In this step traffic sign we will be divided into six class, specifically triangle, square, circle, single-circle, rectangle and hexagon as shown in Fig. [2]. Dividing the images in terms of shape help in classification since traffic sign topic most of the time depends on their shape. Different shape class images associated with different levels of dangers in road. Getting correct shape of the images is a boost for further classification. For shape representation HOG [7] is very successful. HOG accurately capture structures of an image, in low resolution of an image it capture high level features leaving fine grained pixels. This will help us representing the images as different skull shape and getting rid of its inside content. We have formed first five hog template for reference of five shapes. For classification a pyramid of hog feature at different resolution of the image is developed. Then a template matching based method is used for classification of its shape to a specific shape from the templates. This is based on normalization correlation value.

$$dist(T, Im) = \sum_{[i,j] \in R} (T(i, j) - Im(i, j))^2 \quad (1)$$

B. Sign Classification

In this step we have image of known shape, for classifying their actual sign on the basis of hidden topic, a probabilistic Latent Semantic Analysis based classification techniques will be used. Since image is a very high dimensional data, we will preprocess it to reduce its dimensionality by using visual codebook formation method. Each image will be represented as a bag of visual words. Each visual words will be relevant information stored in those images.

1) *Feature Extraction*: For extracting meaningful information from images we will use SIFT descriptor. For object recognition SIFT is a very popular local descriptor having dimension of 128. This descriptor is scale invariant and suitable for object recognition and key-point matching purpose.

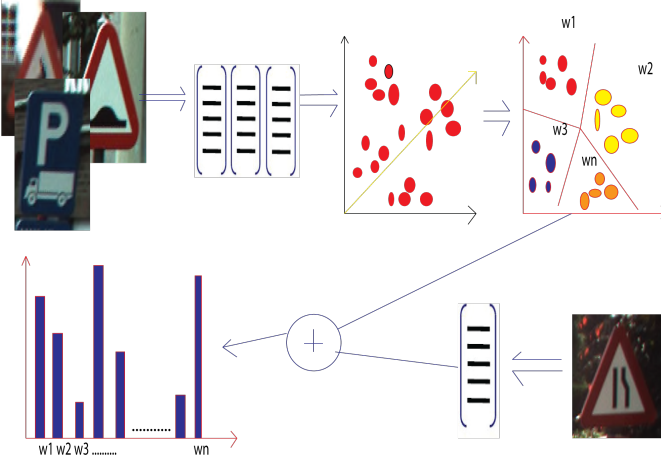


Fig. 4. Codeword formation

SIFT computation based on construction of scale space. It uses difference of Gaussian filter for locating potential corner points. Actual implementation used 16x16 image patch, and further divided into 4x4 descriptors, resulting a 4x4x16 = 128 dimensional vector.

2) *LLC Codebook Formation*: For the formation of visual words locality constrained linear coding [18] based method is used. This algorithm generate similar codes for similar descriptors by sharing bases. Locality also leads to sparsity. Idea based locality importance more than sparsity is used and given by below optimization problem. Here X is a D dimensional local descriptors, $X = [x_1, x_2, \dots, x_N] \in \mathbb{R}^{D \times N}$ and $B = [b_1, b_2, \dots, b_M] \in \mathbb{R}^{D \times M}$ is M dimensional codebook.

$$\min_c \sum_{i=1, N} \|x_i - Bc_i\|^2 + \lambda \|d_i \odot c_i\|^2 \quad (2)$$

$$s.t. 1^T c_i = 1, \forall i \quad (3)$$

$$d_i = \exp\left(\frac{\text{dist}(x_i, B)}{\sigma}\right) \quad (4)$$

where \odot denotes the element-wise multiplication, and $d_i \in \mathbb{R}^M$ is the locality adaptor that gives different freedom for each basis vector proportional to its similarity to the input descriptor x_i . Also $\text{dist}(x_i, B)$ is the Euclidean distance between x_i and B . Shift invariance nature is confirmed by the constraint equation (3). In our case we will have 128 dimension SIFT descriptors x_i for each image. And we will form a codebook B of size 300 words. Each image will be expressed as a combination of these words. Each image will be represented as histogram of visual words. In Fig. [4] codebook formation idea is depicted.

3) *pLSA model*: Probabilistic latent semantic analysis [7] is a topic discovery model, its concept based on latent variable analysis. An image also can be considered as a collection of topics. Every image can be considered as a text document with words from a specific vocabulary. The vocabulary will be formed by using k-means algorithm on SIFT features from training image. Suppose we have a collection of N images (document) $D = d_1, d_2, \dots, d_N$, and corresponding vocabulary with size $N1$ is $W = w_1, w_2, \dots, w_{N1}$. And let there

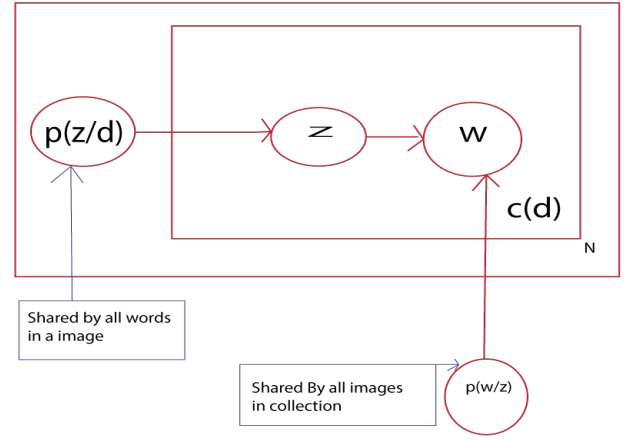


Fig. 5. pLSA concept

be $N2$ topic $Z = z_1, z_2, \dots, z_{N2}$. Model parameter are computed using expectation maximization method. In Fig. [3] and Fig. [5] pLSA algorithm idea and typical scenario is explained.

$$P(z|d, w) = \frac{P(z)P(d|z)P(w|z)}{\sum_{z'} P(z')P(d|z')P(w|z')} \quad (5)$$

$$P(w|z) = \frac{\sum_d n(d, w)P(z|d, w)}{\sum_{d, w'} n(d, w')P(z|d, w')} \quad (6)$$

$$P(d|z) = \frac{\sum_w n(d, w)P(z|d, w)}{\sum_{d', w} n(d', w)P(z|d', w)} \quad (7)$$

$$P(z) = \frac{\sum_{d, w} n(d, w)P(z|d, w)}{R} \quad (8)$$

$$R \equiv \sum_{d, w} n(d, w) \quad (9)$$

By using histogram of words concept, each image will be converted to a document with previously designed vocabulary.

4) *Fuzzy-KNN classification*: Since our framework based on topic modelling and discovery, fuzzy KNN classification [19] techniques is used for getting appropriate topic of a test image corresponding to training images. Fuzzy kNN perform better than traditional KNN algorithm, because it depends on weight of neighbours. In the training stage we will calculate $P(w|z)$, which will be used as input for testing algorithm to compute $P(z|d_{test})$. After that a K- nearest neighbour algorithm is used to classify these image by using probability distribution $P(z|d_{train})$.

$$u_i(x) = \frac{\sum_{j=1, K} u_{ij} \left(\frac{1}{\|x - x_j\|^{\frac{2}{(m-1)}}} \right)}{\sum_{j=1, K} \left(\frac{1}{\|x - x_j\|^{\frac{2}{(m-1)}}} \right)} \quad (10)$$

u_i is value for membership strength to be computed, and u_{ij} is previously labelled value of i th class for j th vector. Final class label of the query point x is computed as follows:

$$u_0(x) = \text{argmax}_i (u_i(x)) \quad (11)$$

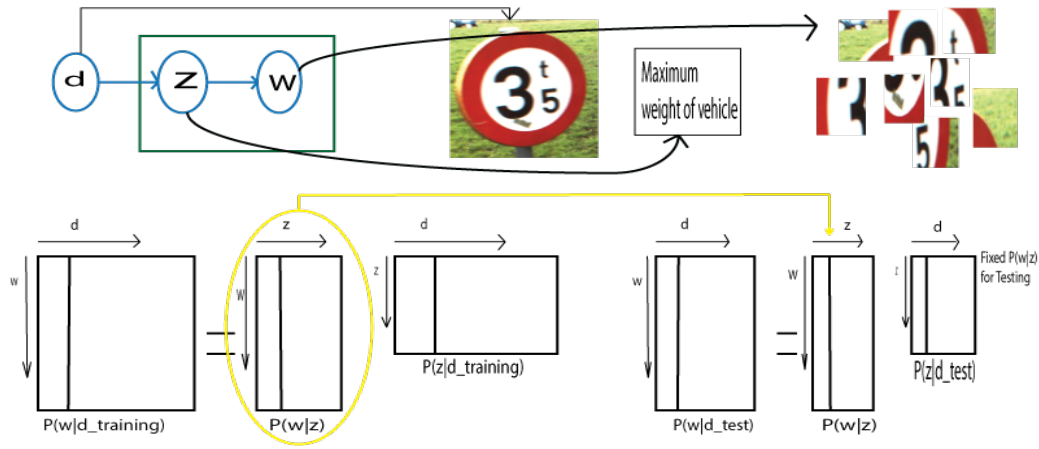


Fig. 3. pLSA algorithm idea

Algorithm	Speed Limits	Prohibitions	Derestrictions	Mandatory	Danger	Unique
Committee of CNNs[3]	99.47	99.93	99.72	99.89	99.07	99.22
Human	98.32	99.87	98.89	100.00	99.21	100.00
Multi-Scale CNN[15]	98.61	99.87	94.44	97.18	98.3	98.63
pLSA	98.82	98.27	97.93	96.86	96.95	100.00
Random Forest[16]	95.95	99.13	87.50	99.27	92.08	98.73
LDA on HOG2 [2]	95.37	96.80	85.83	97.18	93.73	98.63

TABLE I

IV. EXPERIMENT AND RESULT

For testing accuracy of our algorithm we have used well known, German Traffic Sign Recognition Benchmark (GTSRB) [17], having 12000 training image of different class, it has 43 different class of signs. This dataset contain wide variety of image with the consideration of different challenge may involve in recognition. We have also used Belgium traffic sign recognition dataset [5] and used extra 19 classes of sign which were not included in GTSRB. This classes mainly related to different warning. Different deformation due to viewpoint variation, occlusion due to different obstacles like trees, building etc., natural degrading, different weather condition are considered in these dataset. Also for training the system we have used different version of same images, specifically rotation of a image approximately 4° in left and right direction also translated version of original image. In addition to that images are prepossed using contrast adjustment method, both the original and contrast adjusted images are used for training. Total number of images per category is shown in Table. [2].

TABLE II

Training set	Validation set	Test set
300	150	100

Before running main algorithm on these image we will resize our image to 90×97 . For testing purpose we will use affine transformation of same image to produce different version of it for getting rid of viewpoint variation. pLSA is an iterative algorithm, for convergence of parameters we have

TABLE III

Algorithm	Accuracy(%)
Committe of CNNs	99.46
Human Performance	98.84
Multi-Scale CNNs	98.31
pLSA	98.14
Random Forest	96.14
LDA on HOG2	95.68
LDA on HOG1	93.18
LDA on HOG3	92.34

used 182 iterations. In Fig. [7] we have shown log-likelihood variation with respect to number of iteration.

First these image are classified on the basis of their shape by using HOG features. Once we have the prior information about the shape, we have applied our classification algorithm which is based on sift features. All testing image will be pre-processed and converted to combination of visual words using LLC codebook formation method as described in earlier section for training images. Our method final result is very promising. A comparison with different state of art methods is shown in Table.[3]. Also we will compare accuracy of some sub classes, like speed limits, other prohibitions, derestrictions, danger, mandatory and priority. We have almost very good classification result across sub classes. In Table.[1] a comparison of results obtained by different methods is explored.

The algorithm is implemented in a MATLAB platform also with some C++ rappers. All the testing was carried out in a quad core intel i7 Linux Machine.

Performance of our algorithm vary with numbers of topic

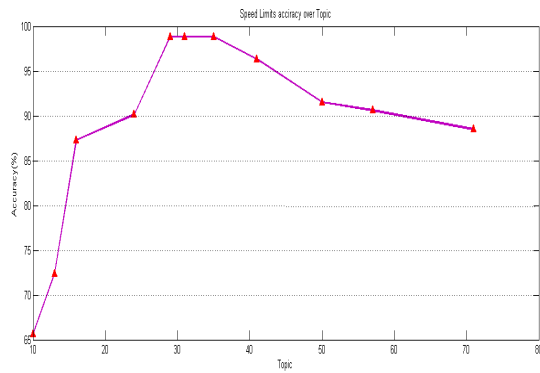


Fig. 6. Accuracy of Speed Limits category over TOPICs

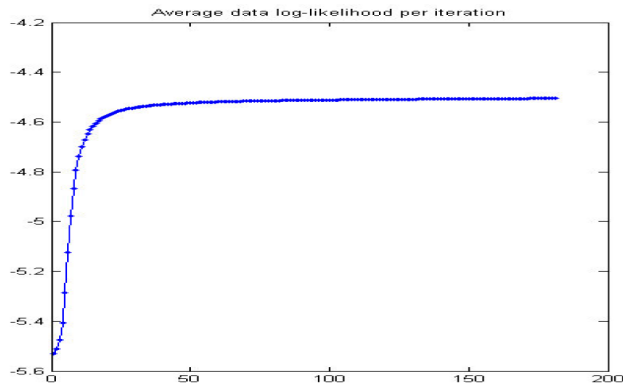


Fig. 7. Log-likelihood over iterations

used in classification. In Fig. [6] we have shown a comparison of accuracy over topics for speed limits subclass. Similar accuracy variation over topics is obtained for other subcategory. We have maximum accuracy over 29-44 number of topics. We have chosen 35 number of topics as optimal for classification of our system.

V. CONCLUSIONS

In this work we have developed a novel and fast approach for traffic sign recognition problems. Because of little variability between different same shaped sign it is very difficult problems in classification. We exploit the concept of representation of images as collection of words and topic, by using the visual codebook formation concepts. For computation of probability of topics in images we have used probabilistic latent semantic analysis. Our main contribution is using novel pLSA model for getting near state of art performance in classification problems and developing a shape based classifier. This system is independent of colour. Hardware implementation of this approach is much easier than other SVM, neural network and deep learning based approach.

REFERENCES

[1] R. Timofte, K. Zimmermann, and L. Van Gool, Multi-view traffic sign detection, recognition, and 3d localisation, Machine Vision and Applications, December 2011.

[2] J. Stallkamp, M. Schlipsing, J. Salmen, C. Igel, "Man vs. computer: Benchmarking machine learning algorithms for traffic sign recognition", Neural Networks, 20 February 2012.

[3] D. Cireşan, U. Meier, J. Masci, and J. Schmidhuber, Multi-column deep neural network for traffic sign classification, Neural Networks, vol. 32, pp. 333338, 2012.

[4] K. Lu, Z. Ding, and S. Ge, Sparse-representation-based graph embedding for traffic sign recognition, IEEE Transactions on Intelligent Transportation Systems, vol. 13, no. 4, pp. 15151524, 2012.

[5] Markus Mathias, Radu Timofte, Rodrigo Benenson and Luc Van Gool, "Traffic Sign Recognition - How far are we from the solution?" Proceedings of IEEE International Joint Conference on Neural Networks (IJCNN 2013) Dallas, USA, August 2013

[6] Hofmann, T.: Unsupervised learning by probabilistic latent semantic analysis. Machine Learning 41 (2001) 177-196.

[7] Dalal, N., Triggs, B.: Histograms of oriented gradients for human detection. CVPR, San Diego, California (2005)

[8] Csurka, G., Bray, C., Dance, C., Fan, L.: Visual categorization with bags of key- points. SLCV Workshop, ECCV, (2004) 1-22

[9] Mikolajczyk, K., Schmid, C.: Scale and affine invariant interest point detectors. IJCV 60 (2004) 63-86

[10] Liansheng ZHUANG, Lanbo SHE, Yuning JIANG, Ketan TANG, Nenghai YU, "Image Classification via Semi-Supervised pLSA", Fifth International Conference on Image and Graphics, 2009

[11] Anna Bosch, Andrew Zisserman, and Xavier Munoz, "Scene classification using a hybrid generative/discriminative approach", IEEE Trans. Patt. Anal. Mach. Intell., vol. 30, no. 4, pp. 712727, 2008.

[12] C. Bahlmann, Y. Zhu, V. Ramesh, M. Pellkofer, T. Koehler "A system for traffic sign detection, tracking, and recognition using color, shape, and motion information", Intelligent Vehicles Symposium, 2005

[13] Tam T. Le, Son T. Tran, Seichii Mita, and Thuc D. Nguyen, "Real Time Traffic Sign Detection Using Color and Shape-Based Features", Intelligent Information and Database Systems, 2010

[14] Huaping Liu, Yulong Liu, Fuchun Sun, "Traffic sign recognition using group sparse coding", ELSEVIER, 2014.

[15] P. Sermanet, Y. LeCun, "Traffic sign recognition with multi-scale convolutional networks", in: Proc. of Int. Joint. Conf. on Neural Networks (IJCNN), July 2011,

[16] F. Zaklouta, B. Stanculescu, O. Hamdoun, "Traffic sign classification using kd trees and random forests", in: Proc. of Int. Joint. Conf. on Neural Networks (IJCNN), July 2011

[17] J. Stallkamp, M. Schlipsing, J. Salmen, and C. Igel. "The German Traffic Sign Recognition Benchmark: A multi-class classification competition", In Proceedings of the IEEE International Joint Conference on Neural Networks, pages 14531460. 2011.

[18] Wang et al., "Locality-constrained Linear Coding for Image Classification", CVPR, 2010

[19] J. M. Keller, M. M. Gray and J. A. Givens, A Fuzzy K-Nearest Neighbor Algorithm, IEEE Transactions on Systems, Man, and Cybernetics, 1985.