

WATER FORMATION IN THE EARLY UNIVERSE

SHMUEL BIALY^{*1}, AMIEL STERNBERG¹ AND ABRAHAM LOEB^{1,2}

Submitted to ApJ Letters: March 9, 2015

ABSTRACT

We demonstrate that high abundances of water vapor could have existed in extremely low metallicity (10^{-3} solar) partially shielded gas, during the epoch of first metal enrichment of the interstellar medium of galaxies at high redshifts.

Subject headings: early universe — galaxies: abundances — galaxies: ISM — ISM: molecules

1. INTRODUCTION

Water is an essential ingredient for life as we know it (Kasting 2010). In the interstellar medium (ISM) of the Milky-Way and also in external galaxies, water has been observed in the gas phase and as grain surface ice in a wide variety of environments. These environments include diffuse and dense molecular clouds, photon dominated regions (PDRs), shocked gas, protostellar envelopes, and disks (see review by van Dishoeck et al. 2013).

In diffuse and translucent clouds, H_2O is formed mainly in gas phase reactions via ion-molecule sequences (Herbst & Klemperer 1973). The ion-molecule reaction network is driven by cosmic-ray or X-ray ionization of H and H_2 , that leads to the formation of H^+ and H_3^+ ions. These interact with atomic oxygen and form OH^+ . A series of abstractions then lead to the formation of H_3O^+ , which makes OH and H_2O through dissociative recombination. This formation mechanism is generally not very efficient, and only a small fraction of the oxygen is converted into water, the rest remains in atomic form, or freezes out as water ice (Hollenbach et al. 2009).

Sonnentrucker et al. (2010) showed that the abundance of water vapor within diffuse clouds in the Galaxy is remarkably constant, with $x_{\text{H}_2\text{O}} \sim 10^{-8}$, that is $\sim 0.1\%$ of the available oxygen. Here $x_{\text{H}_2\text{O}}$ is the H_2O number density relative to the total hydrogen nuclei number density. Towards the Galactic center this value can be enhanced by up to a factor of ~ 3 (Monje et al. 2011; Sonnentrucker et al. 2013).

At temperatures $\gtrsim 300$ K, H_2O may form directly via the neutral-neutral reactions, $\text{O} + \text{H}_2 \rightarrow \text{OH} + \text{H}$, followed by $\text{OH} + \text{H}_2 \rightarrow \text{H}_2\text{O} + \text{H}$. This formation route is particularly important in shocks, where the gas heats up to high temperatures, and can drive most of the oxygen into H_2O (Draine et al. 1983; Kaufman & Neufeld 1996).

Temperatures of a few hundreds K are also expected in very low metallicity gas environments, with elemental oxygen and carbon abundances of $\lesssim 10^{-3}$ solar (Bromm & Loeb 2003; Omukai et al. 2005; Glover & Clark 2014), associated with the epochs of the first enrichment of the ISM with heavy elements, in the first generation of galaxies at high redshifts (Loeb & Furlanetto 2013). At such low metallicities, cooling by fine structure transitions of metal species such as the [CII] $158 \mu\text{m}$ line, and by rotational transitions of heavy molecules

such as CO , becomes inefficient and the gas remains warm.

Could the enhanced rate of H_2O formation via the neutral-neutral sequence in such warm gas, compensate for the low oxygen abundance at low metallicities?

Omukai et al. (2005) studied the thermal and chemical evolution of collapsing gas clumps at low metallicities. They found that for models with gas metallicities of $10^{-3} - 10^{-4}$, $x_{\text{H}_2\text{O}}$ may reach 10^{-8} , but only if the density of the gas approaches 10^8 cm^{-3} . Photodissociation of molecules by far-ultraviolet (FUV) radiation was not included in their study.

While at solar metallicity dust-grains shield the interior of gas clouds from the FUV radiation, at low metallicities photodissociation by FUV becomes a major removal process for H_2O . H_2O photodissociation produces OH , which is then itself photodissociated into atomic oxygen.

Hollenbach et al. (2012) developed a theoretical model to study the abundances of various molecules, including H_2O , in PDRs. Their model included many important physical processes, such as freezeout of gas species, grain surface chemistry, and also photodissociation by FUV photons. However they focused on solar metallicity.

Recently, molecular abundances in the bulk ISM gas as function of metallicity, were studied by Penteado et al. (2014) and Bialy & Sternberg (2014, hereafter BS14), but these models focused on the low temperature ion-molecule formation chemistry.

In this *Letter* we present results for the H_2O abundance in low metallicity gas environments, for varying temperatures, FUV intensities and gas densities. We demonstrate the importance of the onset of the neutral-neutral formation sequence, and explore the role of the FUV field. We find that for temperatures T in the range $250 - 350$ K, H_2O may be abundant, comparable to or higher than that found in diffuse Galactic clouds, provided that the FUV intensity to density ratio is smaller than a critical value. In § 2 we discuss our physical and chemical model. We present our results in § 3. Finally we summarize and discuss our conclusions in § 4.

2. MODEL INGREDIENTS

We calculate the abundance of gas-phase H_2O for low metallicity gas parcels, that are exposed to external FUV radiation and cosmic-ray and/or X-ray fluxes. Given our chemical network we solve the steady state rate equations using our dedicated Newton-based solver, and obtain $x_{\text{H}_2\text{O}}$ as function of T and the FUV intensity to density ratio.

We adopt a 10^5 K diluted blackbody spectrum, representative of radiation produced by massive Pop-III stars. The photon density in the $6-13.6$ eV interval, is $n_\gamma \equiv n_{\gamma,0} I_{\text{UV}}$, where

*shmuelbi@mail.tau.ac.il

¹Raymond and Beverly Sackler School of Physics & Astronomy, Tel Aviv University, Ramat Aviv 69978, Israel

²Astronomy Department, Harvard University, 60 Garden St., Cambridge, MA 02138, USA

$n_{\gamma,0} = 6.5 \times 10^{-3}$ photons cm^{-3} is the photon density in the interstellar radiation field (ISRF, Draine 2011), and I_{UV} is the “normalized intensity”. Thus $I_{\text{UV}} = 1$ corresponds to the FUV intensity in the Draine ISRF.

Cosmic-ray and/or X-ray ionization drive the ion-molecule chemical network. We assume an ionization rate per hydrogen nucleon ζ (s^{-1}). In the Galaxy, Dalgarno (2006) and Indriolo & McCall (2012) showed that ζ lies within the relatively narrow range $10^{-15} - 10^{-16} \text{ s}^{-1}$. We therefore introduce the “normalized ionization rate” $\zeta_{-16} \equiv (\zeta/10^{-16} \text{ s}^{-1})$. The ionization rate and the FUV intensity are likely correlated, as both should scale with the formation rate of massive OB stars. We thus set $\zeta_{-16} = I_{\text{UV}}$ as our fiducial case but also consider the cases $\zeta_{-16} = 10^{-1} I_{\text{UV}}$ and $\zeta_{-16} = 10 I_{\text{UV}}$.

Dust shielding against the FUV radiation becomes ineffective at low metallicities. However, self absorption in the H_2 lines may significantly attenuate the destructive Lyman Werner (11.2–13.6 eV) radiation (Draine & Bertoldi 1996; Sternberg et al. 2014). We assume an H_2 shielding column of at least $5 \times 10^{21} \text{ cm}^{-2}$. For such columns the LW flux is attenuated by a factor of 10^{-8} and the H_2 photodissociation rate is only $2.9 \times 10^{-19} I_{\text{UV}} \text{ s}^{-1}$. Therefore, H_2 photodissociation by LW photons is negligible, compared to ionization by ζ , as long as $I_{\text{UV}} < 1.7 \times 10^2 \zeta_{-16}$.

However, even when the Lyman Werner band is fully blocked, OH and H_2O are photodissociated because their energy thresholds for photodissociation are 6.4 and 6 eV, respectively. For the low metallicities that we consider, photodissociation is generally the dominant removal mechanism for H_2O and OH. We adopt the calculated OH and H_2O photodissociation rates calculated by BS14.

We assume thermal and chemical steady states. In the Milky Way, the bulk of the ISM gas is considered to be at approximate thermal equilibrium, set by cooling and heating processes. We discuss the relevant chemical and thermal timescales in §2.2.

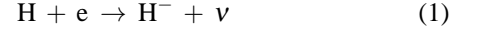
Given the above mentioned assumptions, the steady state solutions for the species abundances depend on only two parameters, the temperature T and the intensity to density ratio I_{UV}/n_4 . Here $n_4 \equiv (n/10^4 \text{ cm}^{-3})$ is the total number density of hydrogen nuclei normalized to typical molecular cloud densities. T and I_{UV}/n_4 form our basic parameter space in our study.

2.1. Chemical Model

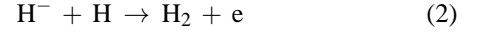
We consider a chemical network of 503 two-body reactions, between 56 atomic, molecular and ionic species of H, He, C, O, S, and Si. We assume cosmological elemental helium abundance of 0.1 relative to hydrogen (by number). For the metal elemental abundances we adopt the Asplund et al. (2009) photospheric solar abundances, multiplied by a metallicity factor Z' (i.e., $Z' = 1$ is solar metallicity). In our fiducial model we assume $Z' = 10^{-3}$, but we also explore cases with $Z' = 10^{-2}$ and $Z' = 10^{-4}$. Since our focus here is on the very low metallicity regime, where dust grains play a lesser role, we neglect any depletion on dust grains, and dust-grain chemistry (except for H_2 , as discussed further below). Direct and induced ionizations and dissociations by the cosmic-ray / X-ray field ($\propto \zeta$) are included. For the gas phase reactions, we adopt the rate coefficients given by the UMIST 2012 database (McElroy et al. 2013).

The formation of heavy molecules relies on molecular hy-

drogen. We consider two scenarios for H_2 formation: (a) pure gas-phase formation; and (b) gas-phase formation plus formation on dust grains. In gas-phase, radiative-attachment



followed by associative-detachment



is the dominant H_2 formation route.

H_2 formation on the surface of dust grains is considered to be the dominant formation channel in the Milky way. We adopt a standard rate coefficient

$$R \simeq 3 \times 10^{-17} T_2^{1/2} Z' \text{ cm}^3 \text{ s}^{-1} \quad (3)$$

(Hollenbach et al. 1971; Jura 1974; Cazaux & Tielens 2002), where $T_2 \equiv (T/100 \text{ K})$, and the Z' factor is for a linear scaling of the dust grain abundance with metallicity. In scenario (b) H_2 formation on dust grains dominates even for $Z' = 10^{-3}$. Scenario (a) is the limit at which the gas-phase channel dominates, and may be appropriate for dust-free models or for dust-grain abundances that are superlinear in Z' (see discussion in §4).

2.2. Time scales

The timescale for the system to achieve chemical steady state is dictated by the relatively long H_2 formation timescale. In the gas phase (scenario [a]) it is

$$t_{\text{H}_2} = \frac{1}{k_2 n x_e} \approx 8 \times 10^8 \zeta_{-16}^{-1/2} n_4^{-1/2} T_2^{-1} \text{ yr}, \quad (4)$$

where $x_e = 2.4 \times 10^{-5} (\zeta_{-16}/n_4)^{1/2} T_2^{0.38}$ is the electron fraction as set by ionization recombination equilibrium, and $k_2 \approx 1.5 \times 10^{-16} T_2^{0.67} \text{ cm}^3 \text{ s}^{-1}$ is the rate coefficient for reaction (1).

For formation on dust grains ($\propto Z'$), the timescale is generally shorter, with

$$t_{\text{H}_2} = \frac{1}{R n} \approx 10^8 T_2^{-1/2} n_4^{-1} \left(\frac{10^{-3}}{Z'} \right) \text{ yr}. \quad (5)$$

Gas clouds with lifetimes $t \gg t_{\text{H}_2}$ will reach chemical steady state.

The relevant timescale for thermal equilibrium is the cooling timescale. For low metallicity gas with $Z' = 10^{-3}$, the cooling proceeds mainly via H_2 rotational excitations (Glover & Clark 2014). If the cooling rate per H_2 molecule (in erg s^{-1}) is $W(n, T)$, then the cooling timescale is given by

$$t_{\text{cool}} = \frac{k_B T}{W(n, T)}. \quad (6)$$

Here k_B is the Boltzmann constant. For $n = 10^4 \text{ cm}^{-3}$, and $T = 300 \text{ K}$, $W \approx 5 \times 10^{-25} (x_{\text{H}_2}/0.1) \text{ erg s}^{-1}$ (Le Bourlot et al. 1999), and the cooling time is very short $\approx 2 \times 10^3 (0.1/x_{\text{H}_2}) \text{ yr}$. For densities much smaller than the critical density for H_2 cooling, $W \propto n$ and $t_{\text{cool}} \propto 1/n$. In the opposite limit, W saturates and t_{cool} becomes independent of density. We see that generally $t_{\text{cool}} \ll t_{\text{H}_2}$.

Because the free fall time

$$t_{\text{ff}} = \left(\frac{3\pi}{32G\rho} \right)^{1/2} = 5 \times 10^5 n_4^{-1/2} \text{ yr}, \quad (7)$$

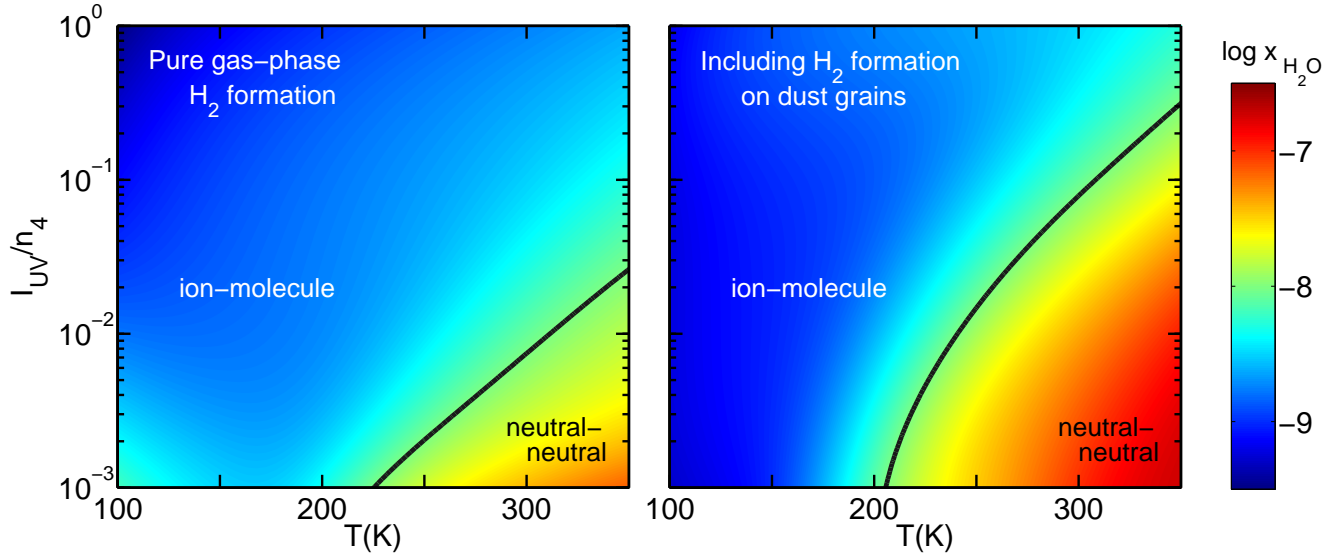


FIG. 1.— The fractional H_2O abundance $x_{\text{H}_2\text{O}}$ as a function of T and I_{UV}/n_4 , for $Z' = 10^{-3}$ and $\zeta_{-16}/I_{\text{UV}} = 1$, assuming pure gas-phase chemistry (scenario [a] - left panel), and including H_2 formation on dust grains (scenario [b] - right panels). In both panels, the solid line indicates the 10^{-8} contour, which is a characteristic value for the H_2O gas phase abundance in diffuse clouds in the Milky-Way. At high temperatures (or low I_{UV}/n_4 values) the neutral-neutral reactions become effective and $x_{\text{H}_2\text{O}}$ rises.

is generally much shorter than t_{H_2} , chemical steady state may be achieved only in stable, non-collapsing clouds, with lifetimes $\gg t_{\text{ff}}$. Obviously both t_{H_2} and t_{cool} must be also shorter than the Hubble time at the redshift of interest.

3. RESULTS

Next we present and discuss our results for the steady state, gas-phase H_2O fraction $x_{\text{H}_2\text{O}} \equiv n_{\text{H}_2\text{O}}/n$, as function of temperature T , and the FUV intensity to density ratio I_{UV}/n_4 .

3.1. $x_{\text{H}_2\text{O}}$ as a function of T and I_{UV}/n_4

Figure 1 shows $\log_{10}(x_{\text{H}_2\text{O}})$ contours for the two scenarios described in § 2.1. In one H_2 forms in pure gas-phase (scenario [a] - left panel), and in the other H_2 forms also on dust-grains (scenario [b] - right panel). Our fiducial parameters are $Z' = 10^{-3}$ and $\zeta_{-16} = I_{\text{UV}}$. At the upper-left region of the parameter space, $x_{\text{H}_2\text{O}}$ is generally low $\lesssim 10^{-9}$. In this regime, H_2O forms through the ion-molecule sequence, that is operative at low temperatures. In the lower right corner, the neutral-neutral reactions become effective and $x_{\text{H}_2\text{O}}$ rises.

In both panels, the solid line highlights the $x_{\text{H}_2\text{O}} = 10^{-8}$ contour, which resembles the H_2O gas phase abundance in diffuse and translucent Galactic clouds. This line also delineates the borderline between the regimes where H_2O forms via the “cold” ion-molecule sequence, and the “warm” neutral-neutral sequence. The temperature range at which the neutral-neutral sequence kicks-in is relatively narrow $\sim 250 - 350$ K, because the neutral-neutral reactions are limited by energy barriers that introduce an exponential dependence on temperature.

The dependence on I_{UV}/n_4 is introduced because the FUV photons photodissociate OH and H_2O molecules and therefore increase the removal rate of H_2O and at the same time suppress formation via the $\text{OH} + \text{H}_2$ reaction. This gives rise to a critical value for I_{UV}/n_4 below which H_2O may become abundant.

For pure gas-phase H_2 formation (scenario [a] - left panel), the gas remains predominantly atomic, and H_2O formation is less efficient. In this case $x_{\text{H}_2\text{O}} \gtrsim 10^{-8}$ only when I_{UV}/n_4 is

smaller than a critical value of

$$(I_{\text{UV}}/n_4)_{\text{crit}}^{(a)} = 2 \times 10^{-2} . \quad (8)$$

However, when H_2 formation on dust is included (scenario [b] - right panel), the hydrogen becomes fully molecular, and H_2O formation is then more efficient. In this case $x_{\text{H}_2\text{O}}$ may reach 10^{-8} for I_{UV}/n_4 smaller than

$$(I_{\text{UV}}/n_4)_{\text{crit}}^{(b)} = 3 \times 10^{-1} , \quad (9)$$

an order of magnitude larger than for the pure-gas phase formation scenario.

3.2. Variations in Z' and $\zeta_{-16}/I_{\text{UV}}$

In Figure 2 we investigate the effects of variations in the value of Z' and the normalization $\zeta_{-16}/I_{\text{UV}}$. The Figure shows the $x_{\text{H}_2\text{O}} = 10^{-8}$ contours for scenarios (a) (left panels) and (b) (right panels). As discussed above, H_2O is generally more abundant in scenario (b) because the hydrogen is fully molecular in this case, and therefore the 10^{-8} contours are located at higher I_{UV}/n_4 values in both right panels.

The upper panels show the effect of variations in the metallicity value Z' , for our fiducial normalization $\zeta_{-16} = I_{\text{UV}}$. In both panels, the oxygen abundance rises, and $x_{\text{H}_2\text{O}}$ increases with increasing Z' . Thus at higher Z' , the 10^{-8} contours shift to lower T and higher I_{UV}/n_4 and vice versa. An exception is the behavior of the $Z' = 10^{-2}$ curve, for which the metallicity is already high enough so that reactions with metal species dominate H_2O removal for $I_{\text{UV}}/n_4 \lesssim 10^{-2}$. The increase in metallicity then results in a *decrease* of the H_2O abundance, and the 10^{-8} contour shifts to the right. For $I_{\text{UV}}/n_4 \gtrsim 10^{-2}$ removal by FUV dominates and the behavior is similar to that in the $Z' = 10^{-3}$ and $Z' = 10^{-4}$ cases.

The lower panels show the effects of variations in the ionization rate normalization $\zeta_{-16}/I_{\text{UV}}$ for our fiducial metallicity value of $Z' = 10^{-3}$. First we consider the pure gas phase formation case (scenario [a] - lower left panel). For the two cases $\zeta_{-16}/I_{\text{UV}} = 1$ and 10^{-1} , the H_2O removal is dominated

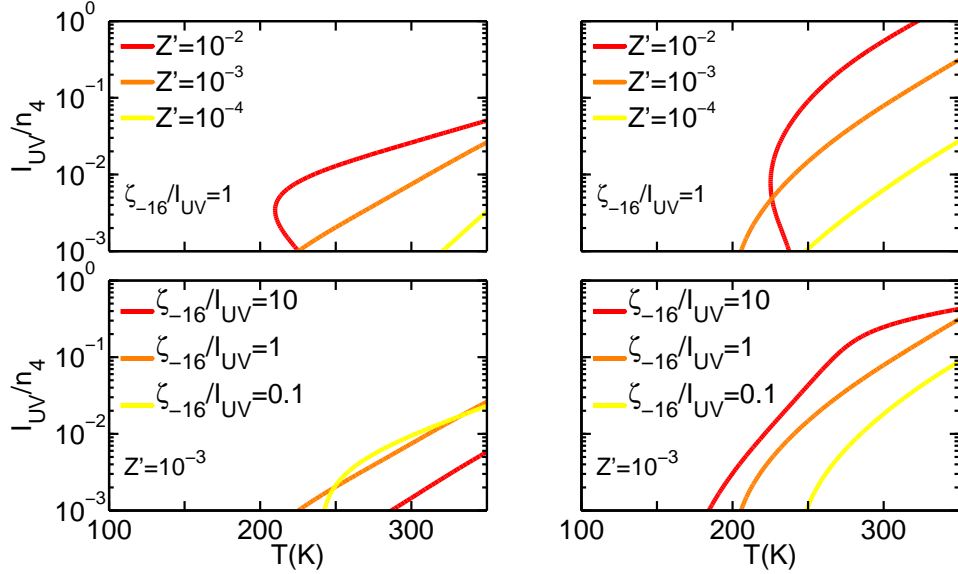


FIG. 2.— The $x_{\text{H}_2\text{O}} = 10^{-8}$ contour, for variations in Z' (upper panels) and in $\zeta_{-16}/I_{\text{UV}}$ (lower panels), assuming pure gas-phase chemistry (scenario [a] - left panels), and including H_2 formation on dust grains (scenario [b] - right panels).

by FUV photodissociation and therefore is independent of ζ . As shown by BS14, the H_2O formation rate is also independent of ζ when the H_2 forms in the gas-phase. Therefore $x_{\text{H}_2\text{O}}$ is essentially independent of ζ and the contours overlap. For the high ionization rate $\zeta_{-16}/I_{\text{UV}} = 10$, the proton abundance becomes high, and H_2O reactions with H^+ dominate H_2O removal. In this limit $x_{\text{H}_2\text{O}}$ decreases with ζ and the 10^{-8} contour moves down.

When H_2 forms on dust (scenario [b] - lower right panel), the H_2O formation rate via the ion-molecule sequence is proportional to the H^+ and H_3^+ abundances, which rise with ζ . Since the gas is molecular, the proton fraction is low and the removal is always dominated by FUV photodissociations (independent of ζ). Therefore, in this case $x_{\text{H}_2\text{O}}$ increases with $\zeta_{-16}/I_{\text{UV}}$ and the curves shift up and to the left, toward lower T and higher I_{UV}/n_4 .

4. SUMMARY AND DISCUSSION

In this *Letter* we have demonstrated that the H_2O gas phase abundance may remain high even at very low metallicities of $Z' \sim 10^{-3}$. The onset of the efficient neutral-neutral formation sequence at $T \sim 300$ K, may compensate for the low metallicity, and form H_2O in abundance similar to that found in diffuse clouds in the Milky Way.

We have considered two scenarios for H_2 formation, representing two limiting cases, one in which H_2 is formed in pure gas phase (scenario [a]), and one in which H_2 forms both in gas-phase and on dust grains, assuming that the dust abundance scales linearly with Z' (scenario [b]). Recent studies by Galametz et al. (2011), Herrera-Camus et al. (2012) and Fisher et al. (2014), suggest that the dust abundance might decrease faster than linearly with decreasing Z' . As shown by BS14, for $Z' = 10^{-3}$ and dust abundance that scales as Z'^β with $\beta \geq 2$, H_2 formation is dominated by the gas phase formation channel. Therefore our scenario (a) is also applicable for models in which dust grains are present, with an abun-

dance that scales superlinearly with Z' . For both scenarios (a) and (b) we have found that the neutral-neutral formation channel yields $x_{\text{H}_2\text{O}} \gtrsim 10^{-8}$, provided that I_{UV}/n_4 is smaller than a critical value. For the first scenario we have found that this critical value is $(I_{\text{UV}}/n_4)_{\text{crit}} = 2 \times 10^2$. For the second scenario $(I_{\text{UV}}/n_4)_{\text{crit}} = 3 \times 10^{-1}$.

In our analysis we have assumed that the system had reached a chemical steady state. For initially atomic (or ionized) gas, this assumption offers the best conditions for the formation of molecules. However, chemical steady state might not always be achieved within a cloud lifetime or even within the Hubble time. The timescale to achieve chemical steady state is dictated by the H_2 formation process, and is generally long at low metallicities. For $Z' = 10^{-3}$ and our fiducial parameters, the timescales for both scenarios are of order of a few 10^8 years, and are comparable to the age of the Universe at redshifts of ~ 10 .

Our results might have interesting implications for the question of how early could have life originated in the Universe (Loeb 2014). Our study addresses the first step of H_2O formation in early enriched, molecular gas clouds. If such a cloud is to collapse and form a protoplanetary disk, some of the H_2O may make its way to the surfaces of forming planets (van Dishoeck et al. 2014). However, the question of to what extent the H_2O molecules that were formed in the initial molecular clouds, are preserved all the way through the process of planet formation, is beyond the scope of this paper.

S.B. acknowledges support from the Raymond and Beverly Sackler Tel Aviv University – Harvard/ITC Astronomy Program. A.L. thanks the Sackler professorship at Tel Aviv University for generous support, as well as the NSF grant AST-1312034. This work was also supported in part by the DFG via German – Israeli Project Cooperation grant STE1869/1-1/GE625/15-1, and by a PBC Israel Science Foundation I-CORE Program grant 1829/12.

REFERENCES

- Bromm, V., & Loeb, A. 2003, *Nature*, 425, 812
- Cazaux, S., & Tielens, A. G. G. M. 2002, *ApJ*, 575, L29
- Dalgarno, A. 2006, *PNAS*, 103, 12269
- Draine, B. T. 2011, *Physics of the Interstellar and Intergalactic Medium*
- Draine, B. T., & Bertoldi, F. 1996, *ApJ*, 468, 269
- Draine, B. T., Roberge, W. G., & Dalgarno, A. 1983, *ApJ*, 264, 485
- Fisher, D. B., Bolatto, A. D., Herrera-Camus, R., et al. 2014, *Nature*, 505, 186
- Galametz, M., Madden, S. C., Galliano, F., et al. 2011, *AA*, 532, A56
- Glover, S. C. O., & Clark, P. C. 2014, *MNRAS*, 437, 9
- Herbst, E., & Klemperer, W. 1973, *ApJ*, 185, 505
- Herrera-Camus, R., Fisher, D. B., Bolatto, A. D., et al. 2012, *ApJ*, 752, 112
- Hollenbach, D., Kaufman, M. J., Bergin, E. A., & Melnick, G. J. 2009, *ApJ*, 690, 1497
- Hollenbach, D., Kaufman, M. J., Neufeld, D., Wolfire, M., & Goicoechea, J. R. 2012, *ApJ*, 754, 105
- Hollenbach, D. J., Werner, M. W., & Salpeter, E. E. 1971, *ApJ*, 163, 165
- Indriolo, N., & McCall, B. J. 2012, *ApJ*, 745, 91
- Jura, M. 1974, *ApJ*, 191, 375
- Kasting, J. 2010, *How to Find a Habitable Planet* (Princeton University Press)
- Kaufman, M. J., & Neufeld, D. A. 1996, *ApJ*, 456, 611
- Le Boulrot, J., Pineau des Forets, G., & Flower, D. R. 1999, *MNRAS*, 305, 802
- Loeb, A. 2014, *International Journal of Astrobiology*, 13, 337
- Loeb, A., & Furlanetto, S. R. 2013, *The First Galaxies in the Universe*
- McElroy, D., Walsh, C., Markwick, A. J., et al. 2013, *AA*, 550, A36
- Monje, R. R., Emprechtinger, M., Phillips, T. G., et al. 2011, *ApJ*, 734, L23
- Omukai, K., Tsuribe, T., Schneider, R., & Ferrara, A. 2005, *ApJ*, 626, 627
- Penteado, E. M., Cuppen, H. M., & Rocha-Pinto, H. J. 2014, *MNRAS*, 439, 3616
- Sonnentrucker, P., Neufeld, D. A., Gerin, M., et al. 2013, *ApJ*, 763, L19
- Sonnentrucker, P., Neufeld, D. A., Phillips, T. G., et al. 2010, *AA*, 521, L12
- Sternberg, A., Petit, F. L., Roueff, E., & Bourlot, J. L. 2014, *ApJS*, 790, 10S
- van Dishoeck, E. F., Bergin, E. A., Lis, D. C., & Lunine, J. I. 2014, *Protostars and Planets VI*, 835
- van Dishoeck, E. F., Herbst, E., & Neufeld, D. A. 2013, *Chem. Rev.*, 113, 9043