

Minimal surface singularities are Lipschitz normally embedded

Walter D Neumann, Helge Møller Pedersen, Anne Pichon

ABSTRACT

Any germ of a complex analytic space is equipped with two natural metrics: the *outer metric* induced by the hermitian metric of the ambient space and the *inner metric*, which is the associated riemannian metric on the germ. We show that minimal surface singularities are Lipschitz normally embedded (LNE), i.e., the identity map is a bilipschitz homeomorphism between outer and inner metrics, and that they are the only rational surface singularities with this property.

1. Introduction

If $(X, 0)$ is a germ of a complex analytic space of pure dimension $\dim(X, 0)$, we denote by $m(X, 0)$ its multiplicity and by $\text{edim}(X, 0)$ its embedding dimension.

Minimal singularities were introduced by J. Kollár in [8] as the germs of complex analytic spaces $(X, 0)$ of pure dimension which are reduced, Cohen-Macaulay, whose tangent cone is reduced and whose multiplicity is minimal in the sense that Abhyankar's inequality

$$m(X, 0) \geq \text{edim}(X, 0) - \dim(X, 0) + 1$$

is an equality (see [8, Section 3.4] or [4, Section 5]).

In this paper, we only deal with normal surfaces. In this case, minimality can be defined as follows ([8, Remark 3.4.10]): a normal surface singularity $(X, 0)$ is *minimal* if it is rational with a reduced minimal (also called fundamental) cycle.

Minimal surface singularities play a key role in resolution theory of normal complex surfaces since they appear as central objects in the two main resolution algorithms: the resolution obtained as a finite sequence of normalized Nash modifications ([18]), and the one obtained by a sequence of normalized blow-up of points ([21], [4]). The question of the existence of a duality between these two algorithms, asserted by D. T. Lê in [13, Section 4.3] (see also [4, Section 8]) remains open, and the fact that minimal singularities seem to be the common denominator between them suggests the need of a better understanding of this class of surface germs.

In this paper, we study minimal surface singularities from the point of view of their Lipschitz geometries, and we show that they are characterized by a remarkable metric property: they are Lipschitz normally embedded. Let us explain what this means.

If $(X, 0)$ is a germ of a complex variety, then any embedding $\phi: (X, 0) \hookrightarrow (\mathbb{C}^n, 0)$ determines two metrics on $(X, 0)$: the outer metric $d_o(x_1, x_2) := \|\phi(x_1) - \phi(x_2)\|$ (i.e., distance in \mathbb{C}^n) and the inner metric $d_i(x_1, x_2)$ defined as the length metric induced on X by the hermitian metric of \mathbb{C}^n . For all $x, y \in X$, $d_o(x, y) \leq d_i(x, y)$.

DEFINITION 1.1. A germ of a complex variety $(X, 0)$ is *Lipschitz normally embedded* (LNE) if the identity map of $(X, 0)$ is a bilipschitz homeomorphism between inner and outer metrics,

i.e., there exists a neighbourhood U of 0 in X and a constant $K \geq 1$ such that for all $x, y \in U$

$$\frac{1}{K}d_i(x, y) \leq d_0(x, y).$$

Let us now state our main result:

THEOREM 1.2. *A rational surface singularity is LNE if and only if it is minimal.*

The proof is based on the characterization of LNE of normal surface singularities proved in [16] (see Theorem 2.10). We recall the statement in Section 2. In Section 3, we recall the definition of minimal singularities and we present the explicit description of the generic polar and discriminant curves of minimal surface singularities given in [18], [2] and [3] which will be used in the next sections. In Section 4, we prove results which will be used in the proof of the “if” direction of Theorem 1.2 in Section 5. The other direction of Theorem 1.2 is proved in Section 6.

Acknowledgments. Neumann was supported by NSF grant DMS-1608600. Pedersen was supported by FAPESP grant 2015/08026-4. Pichon was supported by the ANR project LISA 17-CE40-0023-01 and by USP-Cofecub UcMa163-17. We are very grateful for the hospitality and support of the following institutions: Columbia University, Institut de Mathématiques de Marseille, FRUMAM Marseille, Aix Marseille Université and IAS Princeton. We are very grateful to Jawad Snoussi and Bernard Teissier for helpful conversations, as well as the referee for helpful comments.

2. Characterization of LNE of a surface singularity

2.1. Generic projections

Let \mathcal{D} be a $(n-2)$ -plane in \mathbb{C}^n and let $\ell_{\mathcal{D}}: \mathbb{C}^n \rightarrow \mathbb{C}^2$ be the linear projection with kernel \mathcal{D} . Suppose $(C, 0) \subset (\mathbb{C}^n, 0)$ is a complex curve germ. There exists an open dense subset Ω_C in the Grassmanian $\mathbf{G}(n-2, \mathbb{C}^n)$ such that for $\mathcal{D} \in \Omega_C$, \mathcal{D} contains no limit of secant lines to the curve C ([19]). The projection $\ell_{\mathcal{D}}$ is said to be *generic for C* if $\mathcal{D} \in \Omega_C$.

Let now $(X, 0) \subset (\mathbb{C}^n, 0)$ be a normal surface singularity. We restrict ourselves to those \mathcal{D} in the Grassmanian $\mathbf{G}(n-2, \mathbb{C}^n)$ such that the restriction $\ell_{\mathcal{D}}|_{(X,0)}: (X, 0) \rightarrow (\mathbb{C}^2, 0)$ is finite. The *polar curve* $\Pi_{\mathcal{D}}$ of $(X, 0)$ for the direction \mathcal{D} is the closure in $(X, 0)$ of the singular locus of the restriction of $\ell_{\mathcal{D}}$ to $X \setminus \{0\}$. The *discriminant curve* $\Delta_{\mathcal{D}} \subset (\mathbb{C}^2, 0)$ is the image $\ell_{\mathcal{D}}(\Pi_{\mathcal{D}})$ of the polar curve $\Pi_{\mathcal{D}}$.

PROPOSITION 2.1 [19, Lemme-clé V 1.2.2]. *An open dense subset $\Omega \subset \mathbf{G}(n-2, \mathbb{C}^n)$ exists such that:*

- (i) *the family of curve germs $(\Pi_{\mathcal{D}})_{\mathcal{D} \in \Omega}$ is equisingular in terms of strong simultaneous resolution;*
- (ii) *the discriminant curves $\Delta_{\mathcal{D}} = \ell_{\mathcal{D}}(\Pi_{\mathcal{D}})$, $\mathcal{D} \in \Omega$, form an equisingular family of reduced plane curves;*
- (iii) *for each \mathcal{D} , the projection $\ell_{\mathcal{D}}$ is generic for its polar curve $\Pi_{\mathcal{D}}$.*

DEFINITION 2.2. The projection $\ell_{\mathcal{D}}: \mathbb{C}^n \rightarrow \mathbb{C}^2$ is *generic for $(X, 0)$* if $\mathcal{D} \in \Omega$.

2.2. Test curves

Let $\ell: (X, 0) \rightarrow (\mathbb{C}^2, 0)$ be a generic projection, let Π be its polar curve and let $\Delta = \ell(\Pi)$ be its discriminant curve. Denote by $\rho'_\ell: Y_\ell \rightarrow \mathbb{C}^2$ the minimal composition of blow-ups of points starting with the blow-up of the origin which resolves the base points of the family of projections of generic polar curves $(\ell(\Pi_{\mathcal{D}}))_{\mathcal{D} \in \Omega}$.

Let $E \subset Y$ be a complex curve in a complex surface Y and let E_1, \dots, E_n be the irreducible components of E . We say *curvette* of E_i for any smooth curve germ (β, p) in Y , where p is a point of E_i which is a smooth point of Y and E and such that β and E_i intersect transversely.

If G is a graph, we will denote by $V(G)$ its set of vertices and by $E(G)$ its set of edges.

DEFINITION 2.3. We say Δ -*curve* for an exceptional curve in $(\rho'_\ell)^{-1}(0)$ intersecting the strict transform of Δ . Let us blow up all the intersection points between two Δ -curves. We denote by $\sigma: Z_\ell \rightarrow Y_\ell$ and $\rho_\ell = \rho'_\ell \circ \sigma: Z_\ell \rightarrow \mathbb{C}^2$ the resulting morphisms (if no Δ -curves intersect, $\rho_\ell = \rho'_\ell$). The resolution graph T of ρ_ℓ does not depend on ℓ .

A Δ -*node* of T is a vertex of T which represents a Δ -curve. Let T' be the subtree of T defined as the union of all the simple paths in T joining the root vertex to Δ -nodes (so the complement $T \setminus T'$ consists of strings of valency 2 vertices ended by a valency 1 vertex).

For $(i) \in V(T)$, let C_i be the irreducible component of $\rho_\ell^{-1}(0)$ represented by (i) , so we have $\rho_\ell^{-1}(0) = \bigcup_{(i) \in V(T)} C_i$. Let $(i) \in V(T)$. We call *test curve at (i) (of ℓ)* any complex curve germ $(\gamma, 0) \subset (\mathbb{C}^2, 0)$ such that

- (i) $(i) \in V(T')$;
- (ii) the strict transform γ^* by ρ_ℓ is a curvette of C_i intersecting C_i at a smooth point of $\rho_\ell^{-1}(0)$;
- (iii) $\gamma^* \cap \Delta^* = \emptyset$.

2.3. Nash modification and lifted Gauss map

DEFINITION 2.4. Let $\lambda: X \setminus \{0\} \rightarrow \mathbf{G}(2, \mathbb{C}^n)$ be the Gauss map, which sends $x \in X \setminus \{0\}$ to the tangent plane $T_x X$. The closure NX of the graph of λ in $X \times \mathbf{G}(2, \mathbb{C}^n)$ is a reduced analytic surface. By definition, the *Nash modification* of $(X, 0)$ is the induced morphism $\mathcal{N}: NX \rightarrow X$. The *lifted Gauss map* is the morphism $\tilde{\lambda}: NX \rightarrow \mathbf{G}(2, \mathbb{C}^n)$ defined as the restriction to NX of the projection of $X \times \mathbf{G}(2, \mathbb{C}^n)$ on the second factor.

LEMMA 2.5 [18, Part III, Theorem 1.2], [6, Section 2]. *A morphism $f: Y \rightarrow X$ factors through Nash modification if and only if it has no base points for the family of polar curves.*

2.4. Principal components

DEFINITION 2.6. Let $\pi_0: X_0 \rightarrow X$ be the minimal good resolution of X which factors through both the Nash modification and the blow-up of the maximal ideal and let G_0 be its resolution graph. For each vertex $(v) \in V(G_0)$ we denote by E_v the corresponding irreducible component of $\pi_0^{-1}(0)$. A vertex $(v) \in V(G_0)$ such that E_v is an irreducible component of the blow-up of the maximal ideal (resp. an exceptional curve of the Nash modification) is called an \mathcal{L} -*node* (resp. a \mathcal{P} -*node*) of G_0 .

DEFINITION 2.7. Consider the subgraph G'_0 of G_0 defined as the union of all simple paths in G_0 connecting pairs of vertices among \mathcal{L} - and \mathcal{P} -nodes. Let $\ell: (X, 0) \rightarrow (\mathbb{C}^2, 0)$ be a generic projection and let γ be a test curve for ℓ . A component $\hat{\gamma}$ of $\ell^{-1}(\gamma)$ is called *principal* if its

strict transform by π_0 either is a curvette of a component E_v with $(v) \in V(G'_0)$ or intersects $\pi_0^{-1}(0)$ at an intersection between two exceptional curves E_v and $E_{v'}$ such that both (v) and (v') are in $V(G'_0)$.

2.5. Inner and outer contact exponents

We will use the “big-Theta” asymptotic notation of Bachman-Landau: given two function germs $f, g: ([0, \infty), 0) \rightarrow ([0, \infty), 0)$ we say f is *big-Theta* of g and we write $f(t) = \Theta(g(t))$ if there exist real numbers $\eta > 0$ and $K \geq 1$ such that for all t with $f(t) \leq \eta$, $\frac{1}{K}g(t) \leq f(t) \leq Kg(t)$.

Let $\mathbb{S}_\epsilon^{2n-1} = \{x \in \mathbb{C}^n : \|x\|_{\mathbb{C}^n} = \epsilon\}$.

DEFINITION 2.8. Let $(\gamma_1, 0)$ and $(\gamma_2, 0)$ be two germs of complex curves in $(\mathbb{C}^n, 0)$. The *outer contact exponent* between γ_1 and γ_2 is the rational number $q_{out} = q_{out}(\gamma_1, \gamma_2) \geq 1$ defined by: $d_o(\gamma_1 \cap \mathbb{S}_\epsilon^{2n-1}, \gamma_2 \cap \mathbb{S}_\epsilon^{2n-1}) = \Theta(\epsilon^{q_{out}})$.

DEFINITION 2.9. Let $(X, 0)$ be a complex surface germ and let $(\gamma_1, 0)$ and $(\gamma_2, 0)$ be two germs of complex curves inside $(X, 0)$. The *inner contact exponent* between γ_1 and γ_2 on $(X, 0)$ is the rational number $q_{inn} = q_{inn}(\gamma_1, \gamma_2) \geq 1$ defined by: $d_i(\gamma_1 \cap \mathbb{S}_\epsilon^{2n-1}, \gamma_2 \cap \mathbb{S}_\epsilon^{2n-1}) = \Theta(\epsilon^{q_{inn}})$, where d_i means inner distance in $(X, 0)$ as before.

We are now ready to state the characterization theorem for LNE for a complex normal surface germ. The version we give here is a slightly weaker version than [16, Theorem 3.8], in which we use a restricted version of test curves (the so-called nodal test curves). We just need this weaker version to prove LNE for minimal surface singularities.

THEOREM 2.10. *A normal surface germ $(X, 0)$ is LNE if and only if the following conditions are satisfied for all generic projections $\ell: (X, 0) \rightarrow (\mathbb{C}^2, 0)$ and test curves $(\gamma, 0) \subset (\mathbb{C}^2, 0)$:*

- (1*) *for each principal component $\hat{\gamma}$ of $\ell^{-1}(\gamma)$, $mult(\hat{\gamma}) = mult(\gamma)$ where $mult$ means multiplicity at 0;*
- (2*) *for all pairs $(\hat{\gamma}_1, \hat{\gamma}_2)$ of distinct principal components of $\ell^{-1}(\gamma)$, $q_{inn}(\hat{\gamma}_1, \hat{\gamma}_2) = q_{out}(\hat{\gamma}_1, \hat{\gamma}_2)$.*

3. Minimal Singularities

In this section, we give the definition of minimal singularities and specify the case of surfaces. We then present the description by Spivakovsky ([18]) of the minimal resolution which factors through Nash modification and the description by Bondil ([2, 3]) of the morphism $\rho'_\ell: Y_\ell \rightarrow \mathbb{C}^2$ introduced in Section 2.2, where $\ell: (X, 0) \rightarrow (\mathbb{C}^2, 0)$ is a fixed generic plane projection.

Let us first recall the definition of the minimal cycle Z_{min} (also called Artin fundamental cycle) of a normal surface singularity $(X, 0)$. Let $\pi: (\tilde{X}, E) \rightarrow (X, 0)$ be the minimal resolution of X and let E_1, \dots, E_r be the irreducible components of the exceptional divisor $E = \pi^{-1}(0)$. The *minimal cycle* Z_{min} is the minimal element of the set of divisors $Z = \sum_{i=1}^r m_i E_i$ whose coefficients m_i are strictly positive integers and such that $\forall j = 1, \dots, r, Z \cdot E_j \leq 0$. A *reduced minimal cycle* means that $Z_{min} = \sum_i E_i$, i.e., $m_i = 1$ for all $i = 1, \dots, r$.

If $f: (X, 0) \rightarrow (\mathbb{C}, 0)$ is an analytic function, then its total transform $(f) = (f \circ \pi)^{-1}(0)$ decomposes into $(f) = Z(f) + f^*$ where f^* is the strict transform and $Z(f)$ a positive divisor with support on E . If π is a good resolution of $(X, 0)$ (i.e., $\pi^{-1}(0)$ consists of smooth transversal irreducible components intersecting transversely at double points), then for each $j = 1, \dots, r$,

one has $(f) \cdot E_j = 0$ ([11]). Hence $Z(f) \cdot E_j \leq 0$ for all $j = 1, \dots, r$. If $h: (X, 0) \rightarrow (\mathbb{C}, 0)$ is a generic linear form, then $Z(h)$ is the minimal element among divisors $Z(f)$, and $Z_{\min} \leq Z(h)$.

Recall that if $(X, 0)$ is a rational surface singularity, then its minimal resolution π is a good resolution, π resolves the basepoints of the family of generic linear forms (or equivalently, it factors through the blow-up of the maximal ideal), and $Z(h) = Z_{\min}$ ([1]).

We now recall the characterization of minimal surface singularities proved by Kollàr:

PROPOSITION 3.1 [8, Remark 3.4.10]. *A normal surface singularity is minimal if and only if it is rational with reduced fundamental cycle.*

In [18], Spivakovsky gives the following combinatorial characterization of the dual resolution graph of minimal singularities. Let $(X, 0)$ be a normal surface singularity, let $\pi': X' \rightarrow X$ be the minimal good resolution of $(X, 0)$ and let G be its dual graph. If $(v) \in V(G)$, we denote by E_v the corresponding irreducible component of the exceptional divisor $(\pi')^{-1}(0)$, we set $w(v) = E_v^2$ and we denote by $\nu(v)$ the valence of (v) , i.e., the number of edges in G adjacent to (v) .

PROPOSITION 3.2 [18, Part II, Remark 2.3]. *A surface singularity is minimal if and only if G is a tree of rational curves and for all vertices $(v) \in V(G)$, $-w(v) \geq \nu(v)$ (in which case, π' coincides with π .)*

REMARK 3.3. A consequence of Proposition 3.2 is that if $(X, 0)$ is minimal, then the \mathcal{L} -nodes (Definition 2.6) in G are the vertices (v) such that $-w(v) > \nu(v)$. In particular, it implies that every leaf of G is an \mathcal{L} -node.

Spivakovsky introduced the function $s: V(G) \rightarrow \mathbb{N}$ defined as follows: $s(v)$ is the number of vertices on the shortest path in G from (v) to an \mathcal{L} -node. So $s(v) = 1$ if and only if (v) is an \mathcal{L} -node. Since minimal singularities are rational they can be resolved by only blowing up points, as Tjurina showed in [20], and $s(v)$ is the number of blow-ups it takes before E_v appears in the successive exceptional divisors.

We now state a result of Spivakovsky in a formulation inspired by Bondil in [2] which will enable one to describe π_0 and G_0 from the graph G .

THEOREM 3.4 [18, Part III, Theorem 5.4]. *Let $(X, 0)$ be a minimal surface singularity. Let $\ell: (X, 0) \rightarrow (\mathbb{C}^2, 0)$ be a generic projection and let Π be its polar curve. Let $\pi: \tilde{X} \rightarrow X$ be the minimal resolution of $(X, 0)$. Consider the cycle $S := \sum s(v)E_v$, where the E_v are the irreducible components of $\pi^{-1}(0)$. Then the strict transform Π^* of Π by π is smooth. It consists of exactly $-(S + E_v) \cdot E_v - 2$ curvettes of each E_v , one component of which goes through each intersection point $E_v \cap E_w$ for which $s(v) = s(w)$. Moreover, the latter intersection points are the only basepoints of the family of generic polars $(\Pi_{\mathcal{D}})_{\mathcal{D} \in \Omega}$ and each of them is resolved by one blow-up.*

DEFINITION 3.5. Following the terminology of [18], an edge of G joining two vertices (v) and (w) is *central* if $s(v) = s(w)$, and a vertex (v) is *central* if there are at least two neighbouring vertices $(w), (w')$ such that $s(v) - 1 = s(w) = s(w')$.

REMARK 3.6. Let (v) be a non-central vertex which is not an \mathcal{L} -node and not adjacent to a central edge. Set $r = \nu(v) - 1$. Then (v) has one neighbour vertex (v_0) with $s(v_0) = s(v) - 1$, and r neighbour vertices $(v_1), \dots, (v_r)$ satisfying $s(v_i) = s(v) + 1$ for all i . Let $h: (X, 0) \rightarrow (\mathbb{C}, 0)$ be a generic linear form and let (h) be its total transform by π . Since the minimal cycle of $(X, 0)$ is reduced, the equality $(h) \cdot E_v = 0$ gives $E_v^2 + r + 1 = 0$, i.e., $E_v^2 = -(r + 1)$. We then have $-(S + E_v) \cdot E_v - 2 = -\sum_{i=1}^r s(v_i)E_{v_i} \cdot E_v - s(v)E_v^2 - s(v_0)E_{v_0} \cdot E_v - E_v^2 - 2 = 0$.

Using this, Theorem 3.4 says that for each central edge there is one component of Π^* through the intersection point of the corresponding curves and that for each central vertex (v) , there is at least one component of Π^* which is a curvette of E_v . Any other component of Π^* goes through \mathcal{L} -curves.

As a consequence of Lemma 2.5 and Theorem 3.4, we obtain the following explicit description of π_0 and of G_0 . (In [2], Bondil shows that π_0 is actually the minimal resolution of $(X, 0)$ obtained by only blowing up points.)

COROLLARY 3.7. *The minimal good resolution $\pi_0: X_0 \rightarrow X$ of X which factors through Nash modification and the blow-up of the maximal ideal is obtained by composing π with the blow-up of each intersection point $E_v \cap E_w$ corresponding to a central edge.*

REMARK 3.8. Recall (Definition 2.7) that G'_0 is the subgraph of G_0 defined as the union of all simple paths in G_0 connecting pairs of vertices among \mathcal{L} - and \mathcal{P} -nodes. A consequence of Corollary 3.7 and of Remark 3.3 is that for a minimal singularity, we have $G'_0 = G_0$.

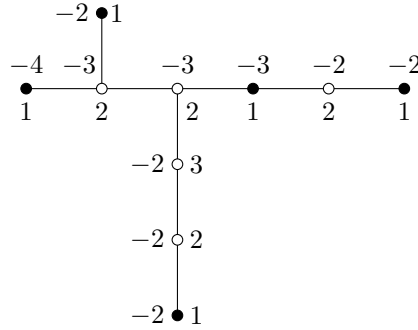
We now present a more precise description of the polar curve and of the discriminant curve given by Bondil in [2] which will lead to the explicit description of the resolution tree T_0 of $\rho'_\ell: Y_\ell \rightarrow \mathbb{C}^2$ and its relation with G_0 in Corollary 3.12.

An A_n -curve is a germ of an analytic curve isomorphic to the plane curve $y^2 + x^{n+1} = 0$. If n is odd, then A_n consists of a pair of smooth curves with contact exponent $\frac{n+1}{2}$ while if n is even, A_n is an irreducible curve.

THEOREM 3.9 [2, 3]. *Let $(X, 0)$ be a minimal singularity and let Π be the polar of a generic linear projection. Then*

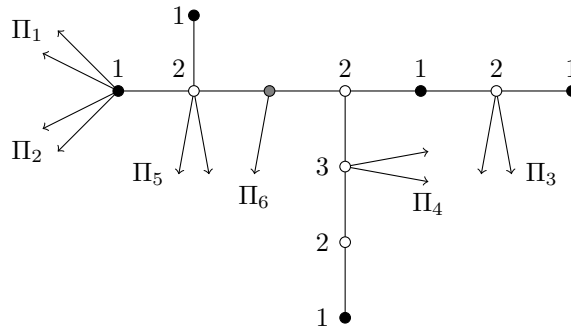
- (i) Π decomposes as a union of A_{n_i} -curves $\Pi = \bigcup_i \Pi_i$ and each Π_i meet a single irreducible component E_{v_i} of the exceptional divisor of π_0
- (ii) If E_{v_i} comes from blowing up a central edge $(v'_i) - (v''_i)$, then Π_i is an (irreducible) $A_{2s(v'_i)}$ -curve. Otherwise Π_i consists of two smooth curves forming an $A_{2s(v_i)-1}$ -curve.
- (iii) The contact exponent between Π_i and Π_j equals the minimal value of $s(v)$ on the shortest path in G_0 between the vertices v_i and v_j .

EXAMPLE 3.10. Let $(X, 0)$ be a minimal singularity with the following resolution graph:



The negative weights are the self-intersections of the exceptional curves and the positive weights are the values of s . The \mathcal{L} -nodes are the black vertices.

The graph on the picture below is the resolution graph G_0 determined by Theorem 3.9. The graph is decorated with arrows representing the components of the strict transform of the polar curve Π of a generic plane projection. The weights at the vertices which are in G are the values of the function s . The gray node represents an exceptional curve obtained by blowing up the intersection point of two exceptional curves corresponding to a central edge. The polar curve Π consists of five pairs Π_1, \dots, Π_5 of smooth components and one component Π_6 with multiplicity 2. The curves Π_1 and Π_2 are A_1 -curves, Π_3 and Π_5 are A_3 -curves, Π_4 is an A_5 -curve and Π_6 is an A_4 -curve. By Theorem 3.9, the contact between the two branches of Π is the minimal value of s along the shortest path between them, e.g. the contact between Π_4 and Π_5 is 2 and the contact between Π_3 and Π_5 is 1.



Using the fact that each branch of Π is isomorphic to a plane curve and that the restriction $\ell|_{\Pi}: \Pi \rightarrow \Delta$ is generic, Bondil deduces from Theorem 3.9 the following description of the discriminant curve:

THEOREM 3.11 [2, 3].

- (i) The discriminant curve Δ of a generic projection ℓ of $(X, 0)$ is a union of A_n -curves in one-to-one correspondence with the curves Π_i of Theorem 3.9, and the contact between any two of them equals that of the corresponding C_i 's;
- (ii) the minimal resolution of Δ is the resolution $\rho'_\ell: Y_\ell \rightarrow \mathbb{C}^2$ which resolves the base points of the family of projected generic polar curves $(\ell(\Pi_{\mathcal{D}}))_{\mathcal{D} \in \Omega}$.
- (iii) The minimal resolution $\pi: \tilde{X} \rightarrow X$ of $(X, 0)$ is a composition of blow-ups of points $\pi = \pi_1 \circ \dots \circ \pi_n$ and it resolves the polar curve Π of any generic projection $\ell: (X, 0) \rightarrow$

$(\mathbb{C}^2, 0)$. Moreover, the resolution of the discriminant curve $\Delta = \ell(\Pi)$ is a union of blow-ups $\rho = \rho_1 \circ \dots \circ \rho_n$ starting with the blow-up ρ_1 of the origin of \mathbb{C}^2 such that we have a commutative diagram consisting of successive fiber products:

$$\begin{array}{ccccccc}
 \tilde{X} = X_n & \xrightarrow{\pi_n} & X_{n-1} & \xrightarrow{\pi_{n-1}} & \dots & \xrightarrow{\pi_2} & X_1 & \xrightarrow{\pi_1} & X \\
 \downarrow \ell_n & & \downarrow \ell_{n-1} & & & & \downarrow \ell_1 & & \downarrow \ell \\
 Y_n & \xrightarrow{\rho_n} & Y_{n-1} & \xrightarrow{\rho_{n-1}} & \dots & \xrightarrow{\rho_2} & Y_1 & \xrightarrow{\rho_1} & \mathbb{C}^2
 \end{array}$$

Consider the morphism $\sigma' : Y' \rightarrow Y_n$ such that $\rho \circ \sigma'$ is the minimal good resolution of Δ . By (i) of Theorem 3.11, σ' consists of blowing up each intersection point $q = \Delta_0^* \cap \rho^{-1}(0)$, where Δ_0 is a component of Δ which is a A_n -curve with n even and then the intersection point $q' = \Delta_0^* \cap E_q$ where E_q is the exceptional \mathbb{P}^1 -curve created by blowing up q . By (ii) of Theorem 3.11, we have $Y' = Y_\ell$ and $\rho'_\ell = \rho \circ \sigma'$. Moreover, the dual graph T_0 of the resolution ρ'_ℓ is determined from the resolution graph G of π using (i) of Theorem 3.11.

Let T'_0 be the subgraph of T_0 consisting of the union of paths joining the root vertex to Δ -curves, so $T_0 \setminus T'_0$ consists of isolated vertices corresponding to the curves E_q . Let $\alpha : X_0 \rightarrow \tilde{X}$ be the morphism defined by $\pi_0 = \pi \circ \alpha$. Consider the morphism $\ell_n : \tilde{X} \rightarrow Y_n$ introduced in (iii) of Theorem 3.11. The restriction $\ell_n|_{\pi^{-1}(0)} : \pi^{-1}(0) \rightarrow \rho^{-1}(0)$ lifts to a unique morphism $\ell' : \pi_0^{-1}(0) \rightarrow \bigcup_{u \in V(T'_0)} C_u$ such that $\ell_n \circ \alpha = \sigma' \circ \ell'$. The image by ℓ' of each component of $\pi_0^{-1}(0)$ is a curve, so we have an induced graph-map $L : G_0 \rightarrow T'_0$, i.e., $L(V(G_0)) = V(T'_0)$ and the image by L of an edge (v, v') of G_0 is the edge $(L(v), L(v'))$.

Let us extend the function $s : G \rightarrow \mathbb{N}^*$ to a function $s : G_0 \rightarrow \frac{1}{2}\mathbb{N}^*$ by setting $s(v) = s(v_1) + 1/2$ for each vertex (v) obtained by blowing up a central edge $(v_1) - (v_2)$ of G .

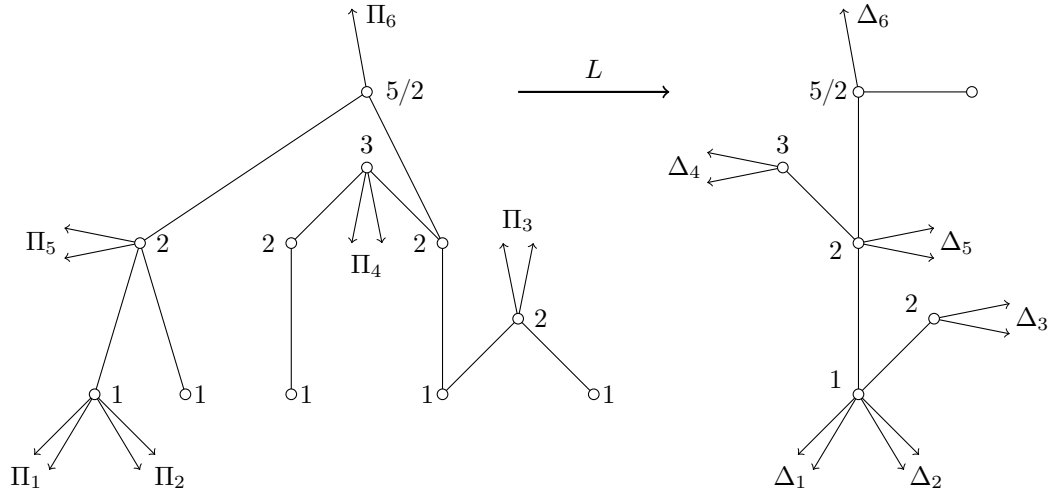
Let us define a function $\hat{s} : T'_0 \rightarrow \frac{1}{2}\mathbb{N}^*$ as follows. If (v) is a vertex representing a curve of $\rho^{-1}(0)$, $\hat{s}(v)$ is the number of vertices on the shortest path from (v) to the root vertex. Otherwise, $\hat{s}(v) = s(w) + 1/2$ where (w) is the vertex of T'_0 adjacent to (v) .

COROLLARY 3.12.

- (i) For each vertex (v) of G_0 , $s(v) = \hat{s}(L(v))$;
- (ii) For $n \in \frac{1}{2}\mathbb{N}^*$, denote by $T'_0(\hat{s} > n)$ the maximal subtree of T'_0 such that all vertices of $T'_0(\hat{s} > n)$ have $\hat{s} > n$ and let $G_0(s > n)$ be the maximal subgraph of G_0 such that all vertices of $G_0(s > n)$ have $s > n$. Then for every connected component τ of $T'_0(\hat{s} > n)$, $L^{-1}(\tau)$ is a connected component of $G_0(s > n)$.

Proof. This is a direct consequence of Theorems 3.9 and 3.11. In particular, Point (ii) is a consequence of (iii) of Theorem 3.9 and of (i) of Theorem 3.11. □

EXAMPLE 3.13. We continue with the minimal singularity introduced in Example 3.10. The right tree in the picture below is the tree T_0 . It is obtained by using Theorem 3.11. The arrows represent the components of $\Delta = \bigcup_{i=1}^6 \Delta_i$ where $\Delta_i = \ell(\Pi_i)$, $i = 1, \dots, 6$. Each vertex of T'_0 is weighted by the value of \hat{s} . The graph on the left is the graph G_0 determined in Example 3.10. Each vertex of G_0 is weighted by the value of the extended function $s : G_0 \rightarrow \frac{1}{2}\mathbb{N}^*$, and the graph-map L from G_0 to T'_0 described in Corollary 3.12 sends vertices and edges horizontally.



4. Inner rates on a minimal surface

Let $\eta: Y \rightarrow \mathbb{C}^2$ be a sequence of blow-ups of points starting with the blow-up of the origin of \mathbb{C}^2 and let C be an irreducible component of $\eta^{-1}(0)$. Let $(\gamma_1, 0)$ and $(\gamma_2, 0)$ be two irreducible curve germs whose strict transforms by η meet C at two distinct points which are smooth points of $\eta^{-1}(0)$. Then the contact $q_{inn}(\gamma_1, \gamma_2) = q_{out}(\gamma_1, \gamma_2)$ of γ_1 and γ_2 in \mathbb{C}^2 does not depend on the choice of γ_1 and γ_2 .

DEFINITION 4.1. We call $q_{inn}(\gamma_1, \gamma_2)$ the inner rate of C and we denote it by q_C .

If γ is a test curve at a vertex (u) of ρ_ℓ for some generic projection $\ell: (X, 0) \rightarrow (\mathbb{C}^2, 0)$ of a normal surface $(X, 0)$, we will say that q_{C_u} is the inner rate of γ and denote $q_\gamma = q_{C_u} = q_u$.

EXAMPLE 4.2. If $(X, 0)$ is a minimal singularity, then for each vertex (u) of T'_0 , we have $q_u = \hat{s}(u)$ where $\hat{s}: T'_0 \rightarrow \frac{1}{2}\mathbb{N}^*$ is defined before the statement of Corollary 3.12.

LEMMA 4.3 [16, Lemma 15.1]. Let $\pi: X' \rightarrow X$ be a resolution of X and let E be an irreducible component of the exceptional divisor $\pi^{-1}(0)$. Let γ and γ' be two complex curve germs in $(X, 0)$ whose strict transforms by π are curvettes of E meeting E at two distinct points. Then $q_{inn}(\gamma, \gamma')$ is independent of the choice of γ and γ' . Moreover, if $\ell: (X, 0) \rightarrow (\mathbb{C}^2, 0)$ is a generic projection which is also generic for the curve $\gamma \cup \gamma'$ and if η is a resolution of the curve $\ell(\gamma) \cup \ell(\gamma')$, then there is a component C of $\eta^{-1}(0)$ such that $\ell(\gamma)^*$ and $\ell(\gamma')^*$ are curvettes of C , and we have $q_C = q_{inn}(\gamma, \gamma')$.

DEFINITION 4.4. We set $q_E = q_{inn}(\gamma, \gamma')$ and we call q_E the inner rate of E .

PROPOSITION 4.5 [16, Proposition 15.3]. Let γ and γ' be two complex curves on $(X, 0)$. Consider a resolution $\pi: X' \rightarrow X$ which factors through the Nash modification and through the blow-up of the maximal ideal and which is a resolution of the complex curve $\gamma \cup \gamma'$ and set $\pi^{-1}(0) = \bigcup_v E_v$. Let \tilde{G} be the resolution graph of π whose vertices (v) are weighted by the inner rates introduced in Definition 4.4. Let (v) and (v') be the vertices of G such that

$\gamma^* \cap E_v \neq \emptyset$ and $\gamma'^* \cap E_{v'} \neq \emptyset$. Then $q_{inn}(\gamma, \gamma') = q_{v,v'}$ where $q_{v,v'}$ is the maximum among minimum of inner rates along paths from (v) to (v') in the graph \tilde{G} .

In [16], we introduced a resolution $\mu_0: W_0 \rightarrow X$, the so-called LNE_{test} -resolution, which is a good resolution for every principal component over every test curve for every generic projection ℓ , i.e., the strict transform of each such principal component is a curvette of an irreducible component of $\mu_0^{-1}(0)$. We will now explicitly describe the graph of the LNE_{test} -resolution of a minimal resolution and the inner rate attached to each vertex. This will be a key tool in the proof of the “if” direction of Theorem 1.2.

Let us first recall the definition of μ_0 . Consider a generic projection $\ell: (X, 0) \rightarrow (\mathbb{C}^2, 0)$. Let X_ℓ be the pull-back of ℓ and $\rho_\ell: Z_\ell \rightarrow \mathbb{C}^2$ (cf. Definition 2.3) and let $\alpha_\ell: X'_\ell \rightarrow X_\ell$ be the minimal good resolution of X_ℓ . This induces a resolution $\pi_\ell: X'_\ell \rightarrow X$ which factors through X_0 and a projection $\tilde{\ell}: X'_\ell \rightarrow Z_\ell$. Let $\xi_\ell: X'_\ell \rightarrow W_\ell$ be the morphism obtained by blowing down iteratively the exceptional (-1) -curves which are not on simple paths joining vertices of G'_0 (Definition 2.7). We then obtain a good resolution $\mu_\ell: W_\ell \rightarrow X$ of $(X, 0)$ which factors through $\pi_0: X_0 \rightarrow X$ by a morphism $\beta_\ell: W_\ell \rightarrow X_0$. By [16, Lemma 13.1], the morphism β_ℓ does not depend on ℓ . We set $\beta_0 = \beta_\ell$, $W_0 = W_\ell$ and $\mu_0 = \mu_\ell$.

DEFINITION 4.6. We call $\mu_0: W_0 \rightarrow X$ the LNE_{test} -resolution of $(X, 0)$. We denote by Γ_0 the graph of μ_0 and by Γ'_0 the subgraph of Γ_0 which consists of the union of all simple paths joining \mathcal{L} - or \mathcal{P} -nodes.

In the case of a minimal singularity, we have $G_0 = G'_0$ (Remark 3.8) and then $\Gamma_0 = \Gamma'_0$. The following proposition describes explicitly the graph Γ_0 with inner rates from the minimal resolution graph G for any minimal singularity.

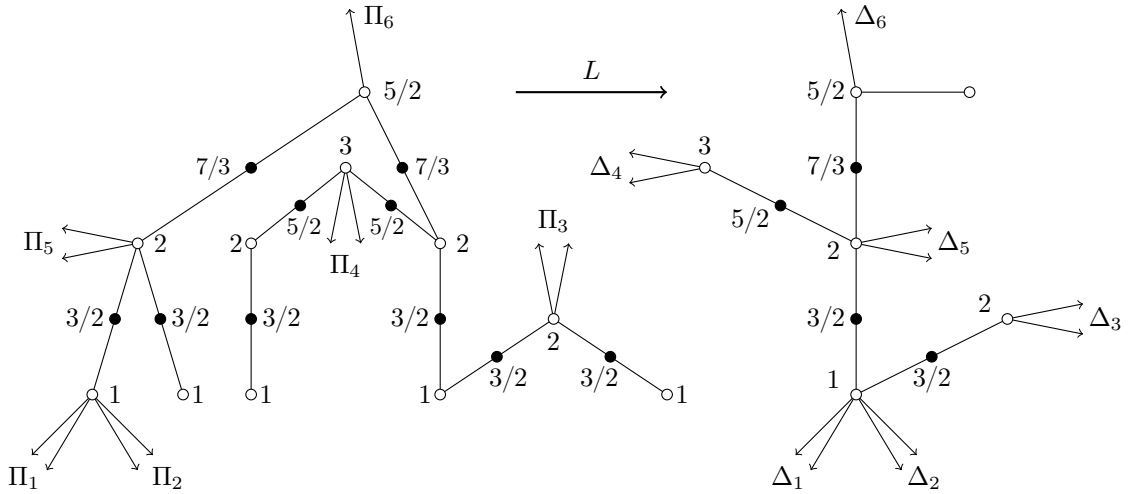
PROPOSITION 4.7. *Let $(X, 0)$ be a minimal surface singularity.*

- (1) *The inner rates of the vertices of G_0 are determined by G as follows:*
 - (a) *If (v) is a vertex of G , then $q_v = s(v)$;*
 - (b) *If (v) is a vertex obtained by blowing up a double point corresponding to a central edge $(v_1) - (v_2)$ of G , then $q_v = s(v_i) + 1/2$.*
- (2) *The graph Γ_0 is obtained by performing the following blow-ups for each edge $(u_1) - (u_2)$ joining two Δ -nodes of T_0 . After exchanging u_1 and u_2 if necessary we can assume $\hat{s}(u_1) < \hat{s}(u_2)$. So $\hat{s}(u_1) \in \mathbb{N}^*$. Let $\hat{\tau}$ be the connected component of $T'_0(\hat{s} > \hat{s}(u_1))$ containing (u_2) and let τ be the connected component of $G_0(s > \hat{s}(u_1))$ such that $L(\tau) = \hat{\tau}$ (see Corollary 3.12).*
 - (a) *Either $\hat{s}(u_2) \in \mathbb{N}^*$, i.e., $\hat{s}(u_2) = \hat{s}(u_1) + 1$. Then we blow up all double points corresponding to edges $(w_1) - (w_2)$ in τ such that $s(w_1) = \hat{s}(u_1)$ and $s(w_2) = \hat{s}(u_2)$; each created vertex (w) has inner rate $q_w = s(w_1) + 1/2$.*
 - (b) *Otherwise, $\hat{s}(u_2) \in \mathbb{N}^* + 1/2$, i.e., $\hat{s}(u_2) = \hat{s}(u_1) + 1/2$. Then, we first blow up the double points corresponding to edges $(w_1) - (w'_2)$ in G such that $(w'_2) \in V(\tau)$, $s(w_1) = \hat{s}(u_1)$ and $s(w'_2) = \hat{s}(u_1) + 1$; each created vertex (w_2) has inner rate $q_{w_2} = \hat{s}(u_1) + 1/2$. Then we blow up the double point corresponding to each created edge $(w_1) - (w_2)$. Each created vertex (w) has inner rate $q_w = \hat{s}(u_1) + 1/3$.*

REMARK 4.8. Let T be the dual graph of ρ_ℓ and let T' be the subgraph of T which consists of the union of all simple paths joining Δ -nodes to the root vertex in T (see Definition 2.3). So with the notations introduced before Corollary 3.12, we have $V(T_0) \subset V(T)$ and $V(T'_0) \subset$

$V(T')$. By construction, the graph-map $L: G_0 \rightarrow T'_0$ extends to a graph-map $L: \Gamma_0 \rightarrow T'$ such that for every vertex (v) of Γ_0 , we have $q_v = q_{L(v)}$.

EXAMPLE 4.9. We consider again the minimal singularity of Example 3.10. The two graphs below are the graph Γ_0 and the dual graph T of $\rho_\ell^{-1}(0)$ with vertices weighted by the corresponding inner rates. The black vertices are the vertices of T which are not in T_0 (resp. the vertices of Γ_0 which are not in G_0). The images of vertices and edges of Γ_0 are sent horizontally on that of T' by the extended graph-map $L: \Gamma_0 \rightarrow T'$ introduced in Remark 4.8.



Proof. By construction, μ_0 is the minimal resolution of $(X, 0)$ such that for every generic projection $\ell: (X, 0) \rightarrow (\mathbb{C}^2, 0)$, for every vertex (v) of T' and every test curve γ at (v) , a component $\hat{\gamma}$ of $\ell^{-1}(\gamma)$ is principal if and only if its strict transform by μ_0 is a curvette of a component E_v of $\mu_0^{-1}(0)$ such that $(v) \in V(\Gamma'_0)$. Then, in order to describe Γ_0 , it suffices to start from the resolution $\pi_0: X_0 \rightarrow X$ and to blow up points iteratively until resolving the principal components over test curves at vertices of T' .

Let us first describe T and the inner rates of vertices of the subtree T' . By Theorem 3.11, T_0 is the minimal resolution tree of Δ , and Δ consists of A_n -curves having integral contacts between each other. Therefore, a vertex (u) of T'_0 has inner rate in $\mathbb{N} + 1/2$. Now, T is obtained from T_0 by blowing up every edge between two adjacent Δ -nodes in T'_0 . Either the two nodes have integral inner rates n and $n + 1$, then the inner rate of the created vertex is $n + 1/2$, or one of the inner rates is n and the other $n + 1/2$, in which case the inner rate of the created vertex equals $n + 1/3$. Summarizing, a vertex (u) of T' has one of the following types (1a), (1b), (2a) or (2b):

Case (1) $u \in V(T'_0)$ and we have two cases for the inner rate q_u :

(1a) $q_u = n$ with $n \in \mathbb{N}^*$;

(1b) $q_u = n + 1/2$ with $n \in \mathbb{N}^*$.

Case (2) $u \notin V(T'_0)$, i.e., (u) is obtained by blowing up the edge between two Δ -nodes (u_1) and (u_2) of T_0 , and maybe after exchanging u_1 and u_2 , we are in one of the following two cases:

(2a) $q_{u_1} = n$ and $q_{u_2} = n + 1$ with $n \in \mathbb{N}^*$, in which case $q_u = n + 1/2$;

(2b) $q_{u_1} = n$ and $q_{u_2} = n + 1/2$ with $n \in \mathbb{N}^*$, in which case $q_u = n + 1/3$.

We will show that the four cases in the statement of Proposition 4.7 correspond to the principal components over test curves in the four cases just described.

Let (u) be a vertex of type (1a) and let γ be a test curve at (u) . Set $\widehat{s}(u) = n$. We have $q_u = \widehat{s}(u) = n$ (see Example 4.2). By (i) of Corollary 3.12, every principal component of $\ell^{-1}(\gamma)$ is the ρ_ℓ -image of a curvette of a component E_v of G such that $s(v) = n$, and since $q_u = q_v$, we then have $q_v = s(v)$.

Assume now that u is of type (1b), so we have $q_u = n + 1/2$ with $n \in \mathbb{N}^*$. By (ii) of Corollary 3.12, $L^{-1}(u)$ contains a unique vertex (v) which is obtained by blowing up a central edge $(v_1) - (v_2)$ of G . Therefore the principal components of $\ell^{-1}(\gamma)$ are the ρ_ℓ -images of curvettes of E_v (in fact, there are exactly two principal components in $\ell^{-1}(\gamma)$). We have $q_v = q_u = n + 1/2$. On the other hand, we have $s(v_1) = s(v_2) = n$. Therefore, we obtain $q_v = s(v_1) + 1/2$.

Assume now that (u) is of type (2a) so C_u is obtained by blowing up the intersection point $q = C_{u_1} \cap C_{u_2}$ between two Δ -curves C_{u_i} of $\rho^{-1}(0)$ such that $q_{u_1} = n$ and $q_{u_2} = n + 1$ for some integer $n \in \mathbb{N}^*$. Let γ be a test curve at (u) . Then the principal components of $\ell^{-1}(\gamma)$ have their strict transforms by π passing through the points p such that $\ell_n(p) = q$. By Corollary 3.12, each such p is an intersection point $p = E_{w_1} \cap E_{w_2}$ where (w_1) and (w_2) are two vertices of G such that $s(w_1) = n$ and $s(w_2) = n + 1$ and (w_2) is in the connected component τ of $G_0(s > \widehat{s}(u_1))$ introduced in the statement of the proposition.

We now have to prove that the inner rate q_w of the vertex obtained by blowing up the edge $(w_1) - (w_2)$ equals $n + 1/2$.

Let us first prove that the germ of the morphism $\ell_n: (\widetilde{X}, p) \rightarrow (Y_n, q)$ is an isomorphism. We choose coordinates (s, t) in \widetilde{X} centered at p and coordinates (s', t') in Y_n centered at q such that $\ell_n(s, t) = (s^\alpha, t^\beta)$. Assume $\ell = (x, y)$ where $h = x$ is a generic linear form on $(X, 0)$ and h is the composition $h' \circ \ell$ where $h': \mathbb{C}^2 \rightarrow \mathbb{C}$ is the projection to the first coordinate. Since $(X, 0)$ is minimal, the multiplicity of h along E_{w_i} equals 1, so $(h \circ \pi)(s, t) = st\zeta(s, t)$ where ζ is a unit in $\mathbb{C}\{s, t\}$. Let $\rho = \rho_1 \circ \dots \circ \rho_n$ be as defined in Theorem 3.11. Since the multiplicities of x along C_{u_1} and C_{u_2} also equal 1, then $(h' \circ \rho)(s', t') = s't'\delta(s', t')$ where δ is a unit in $\mathbb{C}\{s', t'\}$. Since $\rho \circ \ell_n = \ell \circ \pi$, we then obtain $st\zeta(s, t) = s^\alpha t^\beta \delta(s^\alpha, t^\beta)$. This implies $\alpha = \beta = 1$, i.e., $\ell_n: (\widetilde{X}, p) \rightarrow (Y_n, q)$ is the germ of an isomorphism.

Let $e_p: X_p \rightarrow \widetilde{X}$ be the blow-up of p and consider the \mathbb{P}^1 -curve $E_w = e_p^{-1}(p)$. Let $e_q: Y_q \rightarrow Y_n$ be the blow-up of q , so we have $C_u = e_q^{-1}(q)$. We then have an induced isomorphism $\ell'_n: N(E_w) \rightarrow N(C_u)$ from a neighbourhood $N(E_w)$ of E_w to a neighbourhood $N(C_u)$ of C_u . Therefore $q_w = q_u = n + 1/2$.

Let us now treat Case (2b) so C_u is obtained by blowing up the intersection point $q' = C_{u_1} \cap C_{u_2}$ between a Δ -curve C_{u_1} of $\rho^{-1}(0)$ such that $q_{u_1} = n$ and a Δ -curve C_{u_2} with $q_{u_2} = n + 1/2$. By Corollary 3.12, the principal components of $\ell^{-1}(\gamma)$ have their strict transforms by π_0 passing through the points $p = E_{w_1} \cap E_{w_2}$ where (w_2) is in the connected component τ of $G_0(s > s(v_1))$, $s(w_1) = n$ and $s(w_2) = n + 1/2$. Set $q = C_{u_1} \cap C_u$. Then ℓ_n induces a morphism $\ell'_n: (X_0, p) \rightarrow (Y_\ell, q)$.

Let us prove that $\ell'_n: (X_0, p) \rightarrow (Y_\ell, q)$ is the germ of an isomorphism. We choose coordinates (s, t) in X_0 centered at p and coordinates (s', t') in Y_ℓ centered at q such that $\ell_n(s, t) = (s^\alpha, t^\beta)$. Using again the notations of Case (2a), the multiplicity of h along E_{w_1} equals 1. Since the strict transform of h does not pass through $E_{w_1} \cap E_{w_2}$, the strict transform of h along E_{w_2} equals 2. Then $(h \circ \pi_0)(s, t) = st^2\zeta(s, t)$ where ζ is a unit in $\mathbb{C}\{s, t\}$. Since the multiplicities of x along C_{u_1} and C_{u_2} equal respectively 1 and 2, then $(h' \circ \rho_\ell)(s', t') = s'(t')^2\delta(s', t')$ where δ is a unit in $\mathbb{C}\{s', t'\}$ and h' is as before. Since $\rho_\ell \circ \ell'_n = \ell \circ \pi_0$ on the germ (X_0, p) , we then obtain $st^2\zeta(s, t) = s^\alpha t^{2\beta}\delta(s^\alpha, t^{2\beta})$. This implies $\alpha = \beta = 1$, i.e., $\ell'_n: (X_0, p) \rightarrow (Y_\ell, q)$ is the germ of an isomorphism.

We now have to prove that the inner rate q_w of the vertex obtained by blowing up the edge $(w_1) - (w_2)$ equals $n + 1/3$. Let $e_p: X_p \rightarrow X_0$ be the blow-up of p and consider the \mathbb{P}^1 -curve

$E_w = e_p^{-1}(p)$. Let $e_q: Y_q \rightarrow Y_\ell$ be the blow-up of q , so $C_u = e_q^{-1}(q)$. We then have an induced isomorphism $\ell''_n: N(E_w) \rightarrow N(C_u)$ from a neighbourhood $N(E_w)$ of E_w to a neighbourhood $N(C_u)$ of C_u . Therefore, $q_w = q_u = n + 1/3$. \square

5. Minimal implies LNE

In this Section, we prove the “if” direction of Theorem 1.2]. We start by proving two preliminary results.

5.1. Blow-up of a minimal singularity

The following result is [4, Théorème 5.9]. The authors prove it there without using the existence of a resolution of $(X, 0)$. We give here a short proof using this fact.

PROPOSITION 5.1. *Let $(X, 0)$ be a minimal surface singularity and let $e': X' \rightarrow X$ be the blow-up of the origin. Then X' is normal and for every singular point $p \in X'$, (X', p) is a minimal singularity.*

Proof of Proposition 5.1. Since $(X, 0)$ is minimal, then $(X, 0)$ is a rational singularity and then, its blow-up is normal ([20]).

Let $\pi: \tilde{X} \rightarrow X$ be the minimal resolution of $(X, 0)$ and let G be its resolution graph. Since $(X, 0)$ is rational, then π factors through the blow-up of the maximal ideal ([1]). Assume (X', p) is not smooth. Then (X', p) has minimal resolution graph one of the connected components \mathcal{G} of G minus the \mathcal{L} -nodes. So \mathcal{G} is a rational graph and (X', p) is rational. Moreover, since the minimal cycle of $(X, 0)$ is reduced, the minimal cycle of (X', p) is also reduced. Then, by Proposition 3.1, (X', p) is a minimal surface singularity. \square

5.2. Outer contact between curves and blow-up

PROPOSITION 5.2. *Let $(\gamma_1, 0)$ and $(\gamma_2, 0)$ be two complex curve germs in $(\mathbb{C}^N, 0)$. Let $\tilde{e}: (Z, E) \rightarrow (\mathbb{C}^N, 0)$ be the blow-up of the origin and let γ_i^* be the strict transform of γ_i by \tilde{e} . Assume that $q_{out}(\gamma_1, \gamma_2) \geq 2$. Then $\gamma_1^* \cap \gamma_2^* = p \neq \emptyset$ and $q_{out}(\gamma_1^*, \gamma_2^*) = q_{out}(\gamma_1, \gamma_2) - 1$, where $q_{out}(\gamma_1^*, \gamma_2^*)$ means outer contact in the germ (Z, p) .*

Proof. Let m_i be the multiplicity of γ_i for $i = 1, 2$. Set $q_o = q_{out}(\gamma_1, \gamma_2)$. We can choose coordinates (z_1, \dots, z_N) for \mathbb{C}^N and Puiseux parametrizations of γ_i as follows:

$$\gamma_i: t \in \mathbb{C} \mapsto (t, \gamma_{i,2}(t), \dots, \gamma_{i,N}(t)) \quad (5.1)$$

where $\gamma_{i,j}(t) \in \mathbb{C}\{t^{\frac{1}{m_i}}\}$ are fractional power series whose terms with degrees $< q_o$ all coincide while there are at least two coefficients of t^{q_o} which differ.

Let us express \tilde{e} in the chart $U_1 \subset Z$ over $z_1 \neq 0$. In the corresponding local coordinates (z_1, u_2, \dots, u_N) of $U_1 \cong \mathbb{C}^N$, we have $\tilde{e}(z_1, u_2, \dots, u_N) = (z_1, z_1 u_2, \dots, z_1 u_N)$ and the exceptional divisor $E = \tilde{e}^{-1}(0)$ has equation $z_1 = 0$. In this chart, the strict transform γ_i^* is parametrized by: $\gamma_i^*(t) = (t, \gamma_{i,2}^*(t), \dots, \gamma_{i,N}^*(t))$ with $\gamma_{i,j}(t) = t\gamma_{i,j}^*(t)$ for all $j > 1$. This implies:

$$\begin{aligned} \|\gamma_1(t) - \gamma_2(t)\| &= \|(t - t, t\gamma_{1,2}^*(t) - t\gamma_{2,2}^*(t), \dots, t\gamma_{1,N}^*(t) - t\gamma_{2,N}^*(t))\| \\ &= |t| \|\gamma_1^*(t) - \gamma_2^*(t)\|. \end{aligned}$$

Since $q_o \geq 2$, then all $\gamma_{i,j}^*(t)$ only have terms of degree ≥ 1 , and hence $\|\gamma_i^*(t)\| = \Theta(|t|)$. Therefore $\|\gamma_1^*(t) - \gamma_2^*(t)\| = \Theta(t^{q_{out}(\gamma_1^*, \gamma_2^*)})$ and then $\|\gamma_1(t) - \gamma_2(t)\| = \Theta(|t|^{q_{out}(\gamma_1^*, \gamma_2^*)+1})$. On the other hand, we have $\|\gamma_1(t) - \gamma_2(t)\| = \Theta(|t|^{q_o})$. Hence $q_o = 1 + q_{out}(\gamma_1^*, \gamma_2^*)$. \square

Proof of the “if” direction of Theorem 1.2.

Let $(X, 0)$ be a minimal surface singularity with generic projection $\ell: (X, 0) \rightarrow (\mathbb{C}^2, 0)$, let Π be its polar curve and let $\Delta = \ell(\Pi)$ be its discriminant curve. We use again the notations of Section 2. Let $\rho_\ell: Z_\ell \rightarrow \mathbb{C}^2$ be the sequence of blow-ups of points introduced in Section 2. We also use the notations introduced in the previous Section, in particular, Γ_0 is the dual graph of the LNE_{test}-resolution of $(X, 0)$ (Definition 4.6), and G_0 is the graph of the resolution $\pi_0: X_0 \rightarrow X$.

We have to check Conditions (1*) and (2*) of Theorem 2.10 for any test curve $(\gamma, 0) \subset (\mathbb{C}^2, 0)$ (Definition 2.3). We have to consider the following cases for the values of the inner rate q_γ (see proof of Proposition 4.7):

- Case (1a). q_γ is an integer n (in particular, γ is smooth);
- Cases (1b) and (2a). $q_\gamma = n + 1/2$ with $n \geq 1$ an integer;
- Case (2b). $q_\gamma = n + 1/3$ with $n \geq 1$ an integer.

Assume first that $q_\gamma = 1$. Then γ is a generic line through the origin of \mathbb{C}^2 , so $(\ell^{-1}(\gamma), 0)$ is a generic hyperplane section of $(X, 0)$. Since $(X, 0)$ is minimal, the generic hyperplane section $(\ell^{-1}(\gamma), 0)$ also has a minimal singularity ([8, Lemma 3.4.3]) so it is a union of $m(X, 0)$ smooth transversal curves, where $m(X, 0)$ denotes the multiplicity of $(X, 0)$. Then the multiplicity of every component of $(\ell^{-1}(\gamma), 0)$ equals 1, and if γ_1 and γ_2 are two components of $(\ell^{-1}(\gamma), 0)$, then $q_{inn}(\gamma_1, \gamma_2) = q_{out}(\gamma_1, \gamma_2) = 1$. Therefore Conditions (1*) and (2*) of Theorem 2.10 are satisfied.

We then have to prove Conditions (1*) and (2*) for any test curve which is not a curvette of the root vertex.

Let us first prove that any test curve satisfies Condition (1*).

In case (1a), γ is a smooth curve, so $mult(\gamma) = 1$. On the other hand, $q_\gamma \in \mathbb{N}$ means that E is a component of the irreducible divisor of the minimal resolution $\pi: \tilde{X} \rightarrow X$ of X . Since $(X, 0)$ is minimal, its minimal cycle is reduced. The maximal cycle is the compact part of the total transform by π of a generic linear function $h: (X, 0) \rightarrow (\mathbb{C}, 0)$. Then in particular, since for rational and hence minimal singularities the maximal cycle and the minimal cycle agrees, we have $mult_E(h) = 1$, which means that the multiplicity of any curvette of E is 1. Therefore $mult(\hat{\gamma}) = 1$.

In cases (1b) and (2a), we have $mult(\gamma) = 2$. On the other hand, E is obtained by blowing up the intersection point p of two exceptional curves E_{v_1} and E_{v_2} corresponding to vertices of the graph of the minimal resolution of X (see the proof of Proposition 4.7 for Case (2a)). Since Z_{min} is reduced, then $mult_{E_{v_1}}(h) = mult_{E_{v_2}}(h) = 1$. Since the strict transform of h does not pass through p , then $mult_E(h) = mult_{E_{v_1}}(h) + mult_{E_{v_2}}(h) = 2$, which means that $mult(\hat{\gamma}) = 2$.

In case (2b), the multiplicity of γ equals 3, since C is obtained by blowing up the intersection point between two exceptional components, one along which a generic linear form on $(\mathbb{C}^2, 0)$ has multiplicity 1 and the other 2. On the other hand, E is obtained by blowing up the intersection point p of two exceptional curves E_{v_1} and E_{v_2} such that $mult_{E_{v_1}}(h) = 1$ and $mult_{E_{v_2}}(h) = 2$ (see again the proof of Proposition 4.7). Therefore $mult_E(h) = mult_{E_{v_1}}(h) + mult_{E_{v_2}}(h) = 1 + 2 = 3$.

If $(X, 0)$ is a minimal singularity, we denote by $R(X)$ the minimal integer such that all test curves of $(X, 0)$ have inner rates $< R(X) + 1$. We will achieve the proof that $(X, 0)$ is LNE by induction on $R(X)$.

We start with a lemma which will imply the first step of the induction and which will also be used in the induction step.

LEMMA 5.3. *Let $(X, 0)$ be a minimal singularity and let $\ell(X, 0) \rightarrow (\mathbb{C}^2, 0)$ be a generic projection. Then every test curve γ for ℓ such that $q_\gamma \in \{1, 3/2, 4/3\}$ satisfies Condition (2*).*

Proof. The case $q_\gamma = 1$ has already been treated at the beginning of the proof.

Assume that $q_\gamma = 3/2$ and that we are in Case (1b), so γ is a test curve at a Δ -node u of T' such that $\hat{s}(u) = 3/2$. By ((ii)) of Corollary 3.12), there is a unique vertex (v) in G_0 such that $L(v) = u$ and (v) is a \mathcal{P} -node obtained by blowing-up a central edge between two \mathcal{L} -nodes. Then $\ell^{-1}(\gamma)$ contains two principal components $\hat{\gamma}_1$ and $\hat{\gamma}_2$ whose strict transforms by π_0 are curvettes of the curve E_v meeting E_v at distinct points. We then have $q_{inn}(\hat{\gamma}_1, \hat{\gamma}_2) = 3/2$. Let $\ell' : (X, 0) \rightarrow (\mathbb{C}^2, 0)$ be a generic projection for $(X, 0)$ which is also generic for the curve $\hat{\gamma}_1 \cup \hat{\gamma}_2$. Then the restriction of ℓ' to $\hat{\gamma}_1 \cup \hat{\gamma}_2$ is a bilipschitz homeomorphism to its image, so we have $q_{out}(\hat{\gamma}_1, \hat{\gamma}_2) = q_{out}(\ell'(\hat{\gamma}_1), \ell'(\hat{\gamma}_2))$. But since $\ell'(\hat{\gamma}_1)$ and $\ell'(\hat{\gamma}_2)$ are two curvettes of the component C'_u of $\rho_{\ell'}^{-1}(0)$ meeting C'_u at distinct points, then $q_{out}(\ell'(\hat{\gamma}_1), \ell'(\hat{\gamma}_2))$ equals the inner rate of C'_u , which is $3/2$. We then have obtain $q_{out}(\hat{\gamma}_1, \hat{\gamma}_2) = q_{inn}(\hat{\gamma}_1, \hat{\gamma}_2)$.

Assume that $q_\gamma = 3/2$ and that we are in Case (2a), so γ is a test curve at a vertex (u) of T' obtained by blowing up the intersection point between the curve $C_{u'}$ of $\rho_\ell^{-1}(0)$ corresponding to the root-vertex (u') of T and a Δ -curve $C_{u''}$ with inner rate 2.

Let $\hat{\gamma}_1, \hat{\gamma}_2$ be a pair of principal components of $\ell^{-1}(\gamma)$ and let (v_1) and (v_2) be the two vertices of Γ_0 such that the strict transforms of $\hat{\gamma}_1, \hat{\gamma}_2$ are curvettes of E_{v_1} and E_{v_2} respectively. By Proposition 4.7, (v_1) and (v_2) are obtained by blowing up intersection points $E_{v'_1} \cap E_{v''_1}$ and $E_{v'_2} \cap E_{v''_2}$ such that (v'_1) and (v'_2) are \mathcal{L} -nodes and (v''_1) and (v''_2) are vertices of G_0 such that $L(v'_1) = L(v'_2) = (u')$. Moreover, we have $(v'_1) \neq (v'_2)$.

$\mu_0 : W_0 \rightarrow X$ factors through NX , so we have a composition $W_0 \xrightarrow{\tilde{\mu}_0} NX \xrightarrow{\mathcal{N}} X$. Since E_{v_1} and E_{v_2} are not components of the exceptional divisor of \mathcal{N} , the lifted Gauss map $\tilde{\lambda} : NX \rightarrow \mathbf{G}(2, \mathbb{C}^n)$ (see Definition 2.4) is constant on each subset $\tilde{\mu}_0(E_{v_1})$ and $\tilde{\mu}_0(E_{v_2})$ of NX . By [16, Proposition 7.2], in order to prove Condition (2*), i.e., $q_{inn}(\hat{\gamma}_1, \hat{\gamma}_2) = q_{out}(\hat{\gamma}_1, \hat{\gamma}_2)$, it suffices to prove that $\tilde{\lambda}(\tilde{\mu}_0(E_{v_1})) \neq \tilde{\lambda}(\tilde{\mu}_0(E_{v_2}))$, i.e., that one has distinct values at the two points $p_1 = E_{v'_1} \cap E_{v''_1} = \beta_0(E_{v_1})$ and $p_2 = E_{v'_2} \cap E_{v''_2} = \beta_0(E_{v_1})$ of $\pi_0^{-1}(0)$.

Let $\tilde{e} : Y \rightarrow NX$ be the blow-up of the ideal $\mathcal{M}\mathcal{O}_{NX}$ and let $\mathcal{N}' : Y \rightarrow \tilde{X}$ be the morphism induced by the universal property of the blow-up, so we have a commutative diagram:

$$\begin{array}{ccc} X \times \mathbf{G}(2, \mathbb{C}^n) \times \mathbb{P}^{n-1} \supset & Y & \xrightarrow{\tilde{e}} NX & \subset X \times \mathbf{G}(2, \mathbb{C}^n) \\ & \mathcal{N}' \downarrow & & \downarrow \mathcal{N} \\ & X \times \mathbb{P}^{n-1} \supset & \tilde{X} & \xrightarrow{e} X \end{array}$$

where \tilde{e} and \mathcal{N}' are the restriction to Y of the canonical projections of $X \times \mathbf{G}(2, \mathbb{C}^n) \times \mathbb{P}^{n-1}$ to $X \times \mathbf{G}(2, \mathbb{C}^n)$ and $X \times \mathbb{P}^{n-1}$ respectively.

The curve $e^{-1}(0)$ is isomorphic to the projectivized tangent cone $C_0(X) \subset \mathbb{P}^{n-1}$ of $(X, 0)$. By [8, Theorem 3.4.6], the projectivized tangent cone of a minimal singularity consists of rational components and has only minimal singularities. So the two curves $\mathcal{N}'(E_{v'_1})$ and $\mathcal{N}'(E_{v'_2})$ are two irreducible components of the projectivized tangent cone intersecting transversely at a point p . Let P_1 and P_2 be the tangent lines at p respectively to $\mathcal{N}'(E_{v'_1})$ and $\mathcal{N}'(E_{v'_2})$, so we have $P_1 \neq P_2$. Let us denote by $P1 \in \mathbf{G}(2, \mathbb{C}^n)$ and $P2 \in \mathbf{G}(2, \mathbb{C}^n)$ the unprojectivized versions of P_1 and P_2 . Let l_1, \dots, l_r be the points of $C_0(X)$ which correspond to the exceptional tangent of $(X, 0)$, so p is one of them (see [14]). Let $(x_n)_n$ be a sequence of points on E_{w_1} converging to p_1 such that none of $\mathcal{N}'(x_n)$ is an exceptional line. By [12, Theorem 2.3.7], $\lambda(x_n)$ is the

element of $\mathbf{G}(2, \mathbb{C}^n)$ defined by the tangent line to $C_0(X)$ at $\mathcal{N}'(x_n)$. Taking the limit $x_n \rightarrow p_1$, we then obtain by continuity of $\tilde{\lambda}$ that $\tilde{\lambda}(p_1) = P_1$. Similarly, we have $\tilde{\lambda}(p_2) = P_2$. This proves $\tilde{\lambda}(p_1) \neq \tilde{\lambda}(p_2)$ which completes the proof of Condition (2*) for $q_\gamma = 3/2$ in case (2a).

Finally assume $q_\gamma = 4/3$. Then γ is a curvette of a component C_u obtained by blowing up the intersection point between the root-curve $C_{u'}$ of $\rho_\ell^{-1}(0)$ and a Δ -curve $C_{u''}$ with inner rate $3/2$. Using again ((ii) of Corollary 3.12), there is a unique vertex (v'') in G_0 such that $L(v'') = u''$ and it is a \mathcal{P} -node (v'') obtained by blowing-up a central edge $(v'_1) - (v'_2)$ between two \mathcal{L} -nodes in G_0 , and $L^{-1}(u)$ consists in the two vertices (v_1) and (v_2) in Γ_0 obtained by blowing-up the two edges $(v'_1) - (v)$ and $(v'_2) - (v)$. Then we obtain the following string in Γ_0 :

$$(v'_1) - (v_1) - (v'') - (v_2) - (v'_2),$$

and $\ell^{-1}(\gamma)$ contains exactly two principal components $\hat{\gamma}_1, \hat{\gamma}_2$ whose strict transforms are curvettes of E_{v_1} and E_{v_2} respectively. Set $p_1 = E_{v'_1} \cap E_{v_1}$ and $p_2 = E_{v'_2} \cap E_{v_2}$. By the same argument as in the previous case, we have $\tilde{\lambda}(p_1) \neq \tilde{\lambda}(p_2)$, and this implies that the pair $\hat{\gamma}_1, \hat{\gamma}_2$ satisfies Condition (2*). \square

First step of the induction. Assume that $R(X) = 1$. We already know that every test curve satisfies Condition (1*). Moreover, the only possible values for inner rates of test curves are $q_\gamma \in \{1, 3/2, 4/3\}$. Then by Lemma 5.3, every test curve γ satisfies Condition (2*).

Induction step. We assume that all minimal singularities $(X, 0)$ with $R(X) \leq n - 1$ are LNE. Let $(X, 0)$ be a minimal singularity with $R(X) = n$. Consider a generic projection $\ell: (X, 0) \rightarrow (\mathbb{C}, 0)$ and a test curve $(\gamma, 0)$ for ℓ which is not a curvette of $e^{-1}(0)$. We already know that every test curve satisfies Condition (1*). We have to prove that $(\gamma, 0)$ satisfies Condition (2*).

If $q_\gamma < 2$, i.e., $q_\gamma \in \{1, 3/2, 4/3\}$, then γ satisfies Condition (2*) by Lemma 5.3.

Assume now that $q_\gamma \geq 2$ and let $\hat{\gamma}_1, \hat{\gamma}_2$ be two principal components of $\ell^{-1}(\gamma)$. Consider the blow-up $e': X' \rightarrow X$ and let $\hat{\gamma}_1^*, \hat{\gamma}_2^*$ be the strict transform by e' . As a direct consequence of ((ii) of Corollary 3.12, $\hat{\gamma}_1^*, \hat{\gamma}_2^*$ pass through the same point p of X' which is a singular point of X' having minimal resolution graph one of the components G_p of G minus its \mathcal{L} -nodes. Moreover, by Proposition 5.2, (X', p) is a minimal singularity.

Denote by $s_p: V(G_p) \rightarrow \mathbb{N}$ the corresponding s -map defined in Section 3. It follows immediately from Theorem 3.4 that the \mathcal{L} -nodes of G_p are the vertices of G_p adjacent to the \mathcal{L} -nodes of G_0 . As a consequence of this, we have for each vertex $(v) \in V(G_p)$, $s_p(v) = s(v) - 1$, where s is the s -map of the initial minimal singularity $(X, 0)$. Therefore $R(X') = R(X) - 1$, so we can apply the induction hypothesis to (X', p) . Since (X', p) is LNE we have $q'_{inn}(\hat{\gamma}_1^*, \hat{\gamma}_2^*) = q'_{out}(\hat{\gamma}_1^*, \hat{\gamma}_2^*)$, where q'_{inn} and q'_{out} are the inner and outer contacts in the germ (X', p) .

Let Γ_0 be again the dual graph of the LNE_{test}-resolution of $(X, 0)$ (Definition 4.6). Then $V(G_0) \subset V(\Gamma_0)$ and by Proposition 4.7, the dual graph Γ_p of the LNE_{test}-resolution of (X', p) is the connected component of Γ_0 minus its \mathcal{L} -nodes which contains the vertices of G_p . If (w) is a vertex of Γ_0 (resp. Γ_p), let us denote by q_w (resp. q'_w) the inner rate of (w) in Γ_0 , i.e., with respect to the Lipschitz geometry of $(X, 0)$ (resp. in Γ_p , i.e., with respect to the Lipschitz geometry of (X', p)). Since $s(v) = s_p(v) + 1$ for each vertex (v) of G_p , then again by Proposition 4.7, we have $q_v = q'_v + 1$. Then applying Proposition 4.5, we obtain: $q_{inn}(\hat{\gamma}_1, \hat{\gamma}_2) = q'_{inn}(\hat{\gamma}_1^*, \hat{\gamma}_2^*) + 1$.

On the other hand, by Proposition 5.2, we have $q_{out}(\hat{\gamma}_1, \hat{\gamma}_2) = q'_{out}(\hat{\gamma}_1^*, \hat{\gamma}_2^*) + 1$. We then obtain $q_{inn}(\hat{\gamma}_1, \hat{\gamma}_2) = q_{out}(\hat{\gamma}_1, \hat{\gamma}_2)$. Therefore, γ satisfies Condition (2*).

Summarizing, we have proved that all test curves for $(X, 0)$ satisfy Conditions (1*) and (2*). Therefore $(X, 0)$ is LNE. This completes the induction step. \square

6. Rational and LNE implies minimal

In this section, we prove the other direction of Theorem 1.2: any rational surface singularity which is LNE is minimal

REMARK 6.1. An LNE surface singularity is not necessarily minimal. A counter-example is given by the (non rational) hyper surface in \mathbb{C}^3 with equation $xy(x+y) + z^4 = 0$. It is a super isolated singularity. The graph of its minimal resolution factorizing through Nash modification has four vertices. It consists of a central vertex and three bamboos of length one, these three leaves being the \mathcal{L} -nodes, and the central vertex the single \mathcal{P} -node.

Proof. Let (\tilde{X}, E) be the minimal resolution of $(X, 0)$, Z the minimal cycle and $E = \bigcup E_i$. Since $(X, 0)$ is LNE, then for every generic projection $\ell: (X, 0) \rightarrow (\mathbb{C}^2, 0)$, every generic line $(\gamma, 0) \subset (\mathbb{C}^2, 0)$ satisfies Condition (1*) of Theorem 2.10, i.e., every component of $\ell^{-1}(\gamma)$ has multiplicity 1. This means that the multiplicity of Z at every \mathcal{L} -curve equals 1. Consider Laufer's algorithm for finding Z ([10, Proposition 4.1]), and let $E_j \subset E$ be the last curve one adds in the algorithm before one obtains Z . Assume that E_j is not an \mathcal{L} -curve, so $Z \cdot E_j = 0$. Let Z' be the penultimate cycle obtained by Laufer's algorithm. Then $Z' = Z - E_j$ and $Z' \cdot E_j = -E_j^2 > 1$ which contradicts $(X, 0)$ being rational by Laufer's criterion [10, Theorem 4.2]. So the last curve added by Laufer's algorithm is always an \mathcal{L} -curve.

One can always run Laufer's algorithm such that each curve is added once, before any curve is added a second time. So unless $Z = \sum E_i$ there would be an \mathcal{L} -curve with multiplicity > 1 , which is a contradiction. Thus $(X, 0)$ is minimal. \square

References

1. MICHAEL ARTIN, 'On isolated rational singularities of surfaces', Amer. J. Math. 88 (1966), 129–136.
2. ROMAIN BONDIL, 'Discriminant of a generic projection of a minimal normal surface singularity', C. R. Math. Acad. Sci. Paris, 337 (3) (2003), 195–200.
3. ROMAIN BONDIL, 'Fine polar invariants of minimal singularities of surfaces', arXiv:math/0401434.
4. ROMAIN BONDIL AND LÊ DŨNG TRÁNG, 'Résolution des singularités de surfaces par éclatements normalisés', in Trends in Singularities, 31–81, ed. by A. Libgober and M. Tibar, Birkhäuser Verlag, 2002.
5. ARTURO GILES FLORES AND BERNARD TEISSIER, 'Local polar varieties in the geometric study of singularities', 2016, arXiv:1607.07979.
6. GERARDO GONZALEZ-SPRINBERG, 'Résolution de Nash des points doubles rationnels', Ann. Inst. Fourier (Grenoble) 32 (1982), 111–178.
7. GÉRARD GONZALEZ-SPRINBERG AND MONIQUE LEJEUNE-JALABERT, 'Families of smooth curves on surface singularities and wedges', Ann. Pol. Math. 67 (1997) 179–190.
8. JANOS KOLLÁR, 'Toward moduli of singular varieties', Comp. Math. 56 (1985), 369–398.
9. KRZYSZTOF KURDYKA AND PATRICE ORRO, 'Distance géodésique sur un sous-analytique', Revista Mat. Univ. Complutense 10 (1997), No suplementario, 173–182.
10. HENRY B. LAUFER, 'On rational singularities', Amer. J. Math. 94 (1972), 597–608.
11. HENRY B. LAUFER, 'Normal two-dimensional singularities', Annals of Math. Studies 71, Princeton University Press 1971.
12. LÊ DŨNG TRÁNG, 'Limites d'espaces tangents sur les surfaces'. (French) [Limits of tangent spaces over surfaces] Leopoldina Symposium: Singularities (Thüringen, 1978).
13. LÊ DŨNG TRÁNG, 'Geometry of surface singularities, in Singularities (Sapporo, 1998)', 163–180, Adv. Stud. in Pure Math. 20, 2000.
14. LÊ DŨNG TRÁNG AND BERNARD TEISSIER, 'Sur la géométrie des surfaces complexes I. Tangentes exceptionnelles', American Journal of Math. Vol 101, 2, (1979) 240–452.
15. WALTER NEUMANN AND ANNE PICHON, 'Lipschitz geometry of complex curves', Journal of Singularities 10 (2014), 225–234.
16. WALTER NEUMANN, HELGE MÖLLER PEDERSEN AND HELGE AND ANNE PICHON, 'A characterization of Lipschitz normally embedded surface singularities'.
17. FRÉDÉRIC PHAM AND BERNARD TEISSIER, 'Fractions Lipschitziennes d'une algèbre analytique complexe et saturation de Zariski', Prépublications Ecole Polytechnique No. M17.0669 (1969). Available at <http://hal.archives-ouvertes.fr/hal-00384928/fr/>

18. MARK SPIVAKOVSKY, 'Sandwiched singularities and desingularization of surfaces by normalized Nash transformations', *Ann. of Math.* 131 (1990), 411–491.
19. BERNARD TEISSIER, Variétés polaires II, Multiplicités polaires, sections planes et conditions de Whitney, in: *Algebraic Geometry, Proc. La Rabida 1981, Lectures Notes in Math.*, Vol. 961 (Springer-Verlag, 1982), 314–491.
20. GALINA NIKOLAEVNA TYURINA, 'Absolute isolatedness of rational singularities and triple rational points', *Functional Analysis and Its Applications* 2, Issue 4 (1968), 324–333
21. OSCAR ZARISKI, 'The reduction of the singularities of an algebraic surface' *Ann. of Math.* 40 (1939), 639–689.

Walter D Neumann
Department of Mathematics
Barnard College, Columbia University
2009 Broadway MC4429
New York, NY 10027
USA
neumann@math.columbia.edu

Helge Møller Pedersen
Departamento de Matemática
Universidade Federal do Ceará
Campus do Pici, Bloco 914
CEP 60455-760
Fortaleza, CE
Brazil
helge@mat.ufc.br

Anne Pichon
Aix Marseille Université, CNRS
Centrale Marseille, I2M, UMR 7373
13453 Marseille
France
anne.pichon@univ-amu.fr