

Boosted Dark Matter in IceCube and at the Galactic Center

Joachim Kopp,^{*} Jia Liu,[†] and Xiao-Ping Wang[‡]

*PRISMA Cluster of Excellence and Mainz Institute for Theoretical Physics,
Johannes Gutenberg University, 55099 Mainz, Germany*

(Dated: May 22, 2015)

We show that the event excess observed by the IceCube collaboration at TeV–PeV energies, usually interpreted as evidence for astrophysical neutrinos, can be explained alternatively by the scattering of highly boosted dark matter particles. Specifically, we consider a scenario where a ~ 4 PeV scalar dark matter particle ϕ can decay to a much lighter dark fermion χ , which in turn scatters off nuclei in the IceCube detector. Besides these events, which are exclusively shower-like, the model also predicts a secondary population of events at $\mathcal{O}(100\text{TeV})$ originating from the 3-body decay $\phi \rightarrow \chi\bar{\chi}a$, where a is a pseudoscalar which mediates dark matter–Standard Model interactions and whose decay products include neutrinos. This secondary population also includes track-like events, and both populations together provide an excellent fit to the IceCube data. We then argue that a relic abundance of light Dark Matter particles χ , which may constitute a subdominant component of the Dark Matter in the Universe, can have exactly the right properties to explain the observed excess in GeV gamma rays from the galactic center region. Our boosted Dark Matter scenario also predicts fluxes of $\mathcal{O}(10)$ TeV positrons and $\mathcal{O}(100\text{TeV})$ photons from 3-body cascade decays of the heavy Dark Matter particle ϕ , and we show how these can be used to constrain parts of the viable parameter space of the model. Direct detection limits are weak due to the pseudoscalar couplings of χ . Accelerator constraints on the pseudoscalar mediator a lead to the conclusion that the preferred mass of a is $\gtrsim 10$ GeV and that large coupling to b quarks but suppressed or vanishing coupling to leptons are preferred.

arXiv:1503.02669v3 [hep-ph] 21 May 2015

^{*} Email: jkopp@uni-mainz.de

[†] Email: liuj@uni-mainz.de

[‡] Email: xiaowang@uni-mainz.de

I. INTRODUCTION

The IceCube experiment at the South Pole has recently made international headlines by discovering an excess of events in the energy range from 30 TeV to 2 PeV [1–3]. These events are usually interpreted as evidence for a flux of astrophysical neutrinos with a power-law spectrum $\sim E_\nu^{-2}$, originating from the production and subsequent decay of charged pions, kaons, muons and neutrons produced in collisions of ultra-high energy charged cosmic rays with protons or photons in astrophysical sources.

Despite the plausibility of this explanation, there are other possibilities. For instance, ultra-high energy neutrinos could be produced in non-standard processes such as the decay [4–11] or annihilation [12, 13] of very heavy DM particles, or in the early decay of ultra-massive long lived particles [14, 15].

In this paper, we explore another alternative idea, namely that IceCube may be observing dark matter (DM) particles with PeV energy *directly* (as opposed to observing only neutrinos from their annihilation or decay). The idea, which has first been put forward in [16], is the following: a heavy $\mathcal{O}(\text{PeV})$ DM species ϕ , which makes up a substantial fraction of the dark matter in the Universe, decays to a much lighter species χ . The resulting flux of highly boosted χ particles scatters on nuclei in the IceCube detector and leads to the observed energy deposits E_{dep} up to few PeV. An upper cutoff on E_{dep} is naturally provided by the mass of ϕ , explaining the absence of events above a few PeV.

The idea of direct detection of boosted DM in large volume terrestrial experiments was introduced in ref. [17] in the context of new light ($\mathcal{O}(1)$ GeV) particles produced in the annihilation of $\mathcal{O}(100)$ GeV DM particles in the galactic halo. The authors focused on electron recoil signatures in Super-Kamiokande [18], Hyper-Kamiokande [19] and PINGU [20]. In a subsequent paper [21], also the possibility of detecting boosted particles from the annihilation of heavy DM captured in the Sun has been considered. Such signals can be enhanced if the heavy DM particles are self-interacting, so that their capture rate in the Sun is increased [22]. Also a model with “dark nucleosynthesis” could lead to mildly boosted dark sector particles emerging from the Sun [23]. The detection of boosted DM annihilation products at much lower energies \lesssim GeV in direct DM detection experiments is discussed in [24]. The recoil energy spectrum and the annual modulation signal in this case are very distinct from those expected from scattering of ordinary non-relativistic DM. Compared to these previous works which focus on boosted DM with energies of $\lesssim 100$ GeV, we study signals at even higher energies up to $\mathcal{O}(\text{PeV})$, and we consider not only direct DM searches, but also indirect signatures which may be very relevant in our model.

In the context of the conventional neutrino interpretation of the IceCube events, there is an ongoing debate about the neutrino flavor ratios required to explain the data. The generic expectation for neutrino production from pion decay is that the flavor composition of the astrophysical flux at the source (S) is $(\nu_e : \nu_\mu : \nu_\tau)_S = (1 : 2 : 0)_S$. After propagation and oscillation, the final flux at Earth (E) would have a composition of $(\nu_e : \nu_\mu : \nu_\tau)_E \approx (1 : 1 : 1)_E$. The IceCube events are categorized as track events and shower events, where the former are mostly from ν_μ charged current (CC) interactions with nucleons in which the produced high energy muon leaves a track in the detector. The shower events are attributed either to neutral current (NC) interactions of neutrinos or to charged current interactions of ν_e and ν_τ . In several analyses, the flavor ratios of the IceCube events have been studied [25–31], and while in general, the data appears consistent with a $(1 : 1 : 1)_E$ flavor ratio, a mild lack of ν_μ has been found.

A unique feature of the boosted DM scenario is that only shower events are predicted at PeV energy, while at the lower energies, the ratio of track events to shower events is similar to what is expected in the canonical interpretation of the data in terms of astrophysical neutrinos. The reason our model predicts also track events at low energy is that, in addition to the dominant flux

of boosted χ particles, also a secondary flux of DM-induced neutrinos is expected. It arises when the particle that mediates DM–SM interactions—taken to be a pseudoscalar a here—is directly produced as final state radiation in the heavy DM decay, $\phi \rightarrow \chi\bar{\chi}a$, and subsequently decays to SM particles. While the primary contribution to the IceCube data from χ scattering peaks at PeV energies but drops at lower energies due to the properties of the pseudoscalar interaction, the secondary neutrino flux peaks at $\mathcal{O}(100 \text{ TeV})$ energies. Thus, our scenario is also able to explain not only the observed ratio of shower to track events, but also the mild (though not yet significant) deficit of events in the intermediate energy range of $\text{few} \times 100 \text{ TeV}$.

Note that the IceCube collaboration has recently published a new analysis [32], the results of which are given separately for events coming from above, i.e. from the southern sky, and from below, i.e. from the northern sky. This analysis features a notable, but not yet statistically significant, bump in the event spectrum from the southern sky at around 80 TeV. Since the galactic center is located in the southern hemisphere, a decaying DM scenario like ours predicts a larger contribution from the southern sky than from the northern sky. Thus, this bump could be potentially interpreted as being due to the secondary neutrino flux discussed in the previous paragraph, which peaks at around 100 TeV.

In addition to the new window to the high energy Universe opened by IceCube, also observations at lower energies $\sim \text{GeV}$ have caused a stir recently. Namely, an excess of gamma rays from the vicinity of the galactic center was found in Fermi-LAT data, which could be explained by DM annihilation [33–35]. A good fit to the Fermi-LAT data is obtained for instance for a 30–40 GeV DM particle annihilating to $b\bar{b}$ with a thermally averaged cross-section of about $\langle\sigma v_{\text{rel}}\rangle \sim 10^{-26} \text{ cm}^3 \text{ sec}^{-1}$, similar to the annihilation cross section expected for a thermal relic. In our scenario, a subdominant primordial population of the light DM species χ can naturally provide such signal by annihilation through s -channel exchange of the pseudoscalar mediator a . We will demonstrate that there is a viable region of parameter space which can explain the Fermi-LAT gamma ray signal and the IceCube signal simultaneously.

In the following, we first introduce our toy model of boosted DM in sec. II and then discuss the expected IceCube signals in sec. III. In particular, we show which regions of parameter space could explain the recently observed high-energy events. In sec. IV we review mechanisms for explaining the observed DM relic density [36] in the boosted DM scenario, and in sec. V we discuss the possibility that the galactic center gamma ray excess is explained by $\chi\bar{\chi}$ annihilation along with the IceCube PeV events. We then discuss other constraints on the model in sec. VI, in particular limits from measurements of the cosmic positron and electron spectrum [37–42], from isotropic diffuse gamma rays [43, 44], from direct detection experiments and from searches for the pseudoscalar mediator a in flavor physics experiments and at high energy colliders. We summarize and conclude in sec. VII.

II. THE FRAMEWORK

While most of the qualitative results of this paper apply to any PeV-scale boosted DM model, we consider as a specific example a toy model featuring a dark sector that contains two DM particles: a heavy real scalar ϕ with mass $m_\phi \sim \mathcal{O}(\text{PeV})$ and a light Dirac fermion χ with mass $m_\chi \sim \mathcal{O}(10) \text{ GeV}$. We denote the relic abundance of ϕ by $f_\phi\Omega_{\text{DM}}$ and the relic abundance of χ by $f_\chi\Omega_{\text{DM}}$, where $\Omega_{\text{DM}} \simeq 0.258$ is the total dark matter density in the Universe [45]. We will discuss in sec. IV how f_ϕ and f_χ could be determined in the early Universe. We assume that there are no other dark relics besides ϕ and χ , i.e. we assume $f_\phi + f_\chi = 1$. The dark sector Lagrangian reads

$$\mathcal{L}_{\text{DS}} \equiv \frac{1}{2}(\partial^\mu\phi)(\partial_\mu\phi) - \frac{1}{2}m_\phi^2\phi^2 + i\bar{\chi}\not{\partial}\chi - m_\chi\bar{\chi}\chi - y_{\phi\chi}\phi\bar{\chi}\chi. \quad (1)$$

	m_a [GeV]	m_ϕ [PeV]	m_χ [GeV]	g_{Y_b}	g_χ	τ_ϕ/f_ϕ [10^{25} s]	$\langle\sigma v_{\text{rel}}\rangle_{b\bar{b}}$ [10^{-26} cm ³ /s]	f_χ	$\text{BR}_3(\phi \rightarrow \chi\bar{\chi}a)$	Comment
BP 1	12	4.5	30	0.86	0.396	3.6	2.8	0.6	0.022	<i>Vector-like</i> model only
BP 2	80	3.9	30	1.51	0.462	1.8	18	0.33	0.026	

Table I. Summary of our two benchmark points (BP), both of which can explain the IceCube event excess and the galactic center gamma ray excess. In both models, the pseudoscalar a is assumed to couple dominantly to b quarks. We also give the calculated values of the velocity-averaged χ annihilation cross section $\langle\sigma v_{\text{rel}}\rangle_{b\bar{b}}$ (relevant for the galactic center gamma ray excess), of the fractional abundance of the light DM species $f_\chi = 1 - f_\phi$ and of the branching ratio for the radiative decay $\phi \rightarrow \chi\bar{\chi}a$. Note that benchmark point 1 can be realized only in the *Vector-like* quark model since in the *MSSM-like* and *Flipped* scenarios, laboratory constraints on g_{Y_b} are too strong (see sec. VI).

Here, the coupling constant $y_{\phi\chi}$ determines the $\phi \rightarrow \chi\bar{\chi}$ decay rate. We assume $y_{\phi\chi}$ to be tiny, so that the lifetime of ϕ is significantly longer than the age of the Universe. One possible way of explaining the smallness of $y_{\phi\chi}$ could be to envision ϕ as a composite particle made up of superheavy constituents Q_ϕ and held together by a new confining gauge interaction. When this new gauge symmetry is broken by a tiny amount, a correspondingly small mixing between the Q_ϕ and χ could be generated. Note that we do not include quartic couplings of ϕ or Higgs portal couplings in eq. (1) since these interactions will not be relevant to our phenomenological discussion. A possibly problematic term could be an operator of the form $\phi(H^\dagger H)$, but we assume the mechanism that suppresses $y_{\phi\chi}$ also forbids or suppresses this operator.

The light DM χ interacts with SM particles through a pseudoscalar mediator a [46–49]. This pseudoscalar couples to light DM and Standard Model fermions through the Lagrangian

$$\mathcal{L}_{\text{int}} \equiv ig_\chi a \bar{\chi} \gamma_5 \chi + i \sum_f g_{Y_f} \frac{\sqrt{2}m_f}{v} a \bar{f} \gamma_5 f, \quad (2)$$

where g_χ and g_{Y_f} are real couplings of a to light DM χ and to Standard Model fermions f , respectively, m_f are the SM fermion masses and $v \simeq 246$ GeV is the vacuum expectation value (vev) of the SM Higgs field. While generically all g_{Y_f} are free parameters, we will specifically consider natural scenarios in which the g_{Y_f} are generation-independent.

Throughout most of the paper, we will consider two benchmark points in the parameter space of the model, defined in table I. The heavy DM mass m_ϕ and lifetime τ_ϕ , the light DM mass m_χ , and the couplings g_χ and g_{Y_b} are chosen such that both the IceCube excess of high energy events as well as the galactic center gamma ray excess are explained. We assume the mass of a to satisfy $m_a \gtrsim 10$ GeV since constraints are weak in this case (see sec. VI), thus allowing large couplings g_{Y_f} to fermions. This is important for the model to fit the IceCube data and is also interesting because it allows for a detectable indirect signal from the annihilation of non-relativistic relic χ particles.

Since the coupling of the pseudoscalar a to SM fermions in eq. (2) should be considered as an effective operator after the spontaneous breaking of electroweak symmetry, we need to discuss possible ultraviolet completions for such an operator. We consider here three interesting models which can provide such a coupling.

MSSM-like model. In the first model, the pseudoscalar a mixes with an extended Higgs sector, for example with the pseudoscalar A^0 in a type-II Two Higgs Doublet Model (2HDM), by a term of the form $iaH_1^\dagger H_2 + h.c.$ [50]. In this case, the Higgs couplings to quarks and leptons are the same as in the Minimal Supersymmetric Standard Model (MSSM). We therefore denote this

model as *MSSM-like*. The relations for the couplings between effective operator model and the complete renormalizable model read [50]

$$g_{Y_d} = g_{Y_\ell} = -\tan\beta \sin\theta/\sqrt{2} \quad (3)$$

$$g_{Y_u} = -\cot\beta \sin\theta/\sqrt{2}, \quad (4)$$

where $\tan\beta = v_2/v_1$ is the ratio of the two Higgs vevs and $\sin\theta$ is the mixing angle between the pseudoscalar a and the A^0 boson of the 2HDM. g_{Y_d} , g_{Y_ℓ} and g_{Y_u} are the generation-independent normalization factors of the Yukawa-like couplings for down-type quarks, leptons and up-type quarks, respectively. Since the pseudoscalar a couples to SM fermions only through its mixing with A^0 , all of these couplings are suppressed by $\sin\theta$. As mentioned in the Introduction, we are interested in particular in scenarios with large coupling between the pseudoscalar a and bottom quarks to optimally fit the galactic center gamma ray excess. This requires large $\tan\beta$ to lift up the coupling to down-type quarks. Already at this stage, we can see that the *MSSM-like* model will be constrained by experiments sensitive to anomalous couplings of the charged leptons (which are also $\tan\beta$ -enhanced) and by searches for an extended Higgs sector. As we will see in sec. VI, these constraints lead to the conclusion that the IceCube events and the Fermi gamma ray excess can be simultaneously explained in the *MSSM-like* model only when the pseudoscalar a is heavy ($m_a \gtrsim m_h/2$).

Flipped model. The second model, which we call *Flipped* is a flipped Two Higgs Doublet Model [51–56]. This means that one Higgs doublet couples to up quarks and leptons, while the other couples to down quarks. The difference between this model and the *MSSM-like* model is that the coupling to leptons in the *Flipped* scenario is proportional to $\cot\beta$ rather than $\tan\beta$ and is thus suppressed rather than enhanced in the large $\tan\beta$ region. Therefore, limits from the lepton sector will be significantly weaker. The couplings to up-type quarks and down-type quarks are the same as in the *MSSM-like* model.

Vector-like quark model. The third model has no extended Higgs sector, and the pseudoscalar mediator a does not directly couple to SM quarks. Instead, it couples to new, heavy vector-like quarks, which in turn mix with the SM quarks [57]. Since a has no couplings to leptons in this model and since there is no extended Higgs sector, we expect constraints to be weaker than in the other two scenarios. However, the mass of the heavy vector-like quark should be large to avoid LHC limits.

III. BOOSTED DARK MATTER IN ICECUBE

III.1. Primary signal: scattering of boosted DM particles on nuclei

Highly boosted χ particles from the DM decay process $\phi \rightarrow \chi\bar{\chi}$ can scatter on atomic nuclei in the IceCube detector through their coupling to the pseudoscalar mediator a (see fig. 1 (a)). At the high energies we are interested in, the scattering is deep inelastic. Phenomenologically, this process is very similar to neutral current scattering of neutrinos, hence its characteristic signature is a shower-like event topology. The deposited (or visible) energy E_{dep} in this case is the energy of the recoil nucleus or its fragments.

The total number of shower events from χ scattering in a given E_{dep} bin $[E_{\text{dep}}^{\text{min}}, E_{\text{dep}}^{\text{max}}]$ is given by [26]

$$N_\chi^{\text{sh,NC}} = T \int_{E_\chi^{\text{min}}}^{m_\phi/2} dE_\chi \frac{d\Phi_\chi}{dE_\chi} \times \int_{E_{\text{dep}}^{\text{min}}}^{E_{\text{dep}}^{\text{max}}} dE_{\text{dep}} \frac{M^{\text{NC}}(E_{\text{dep}})}{18m_N} \left(10 \frac{d\sigma_p(E_\chi, E_{\text{dep}})}{dE_{\text{dep}}} + 8 \frac{d\sigma_n(E_\chi, E_{\text{dep}})}{dE_{\text{dep}}} \right). \quad (5)$$

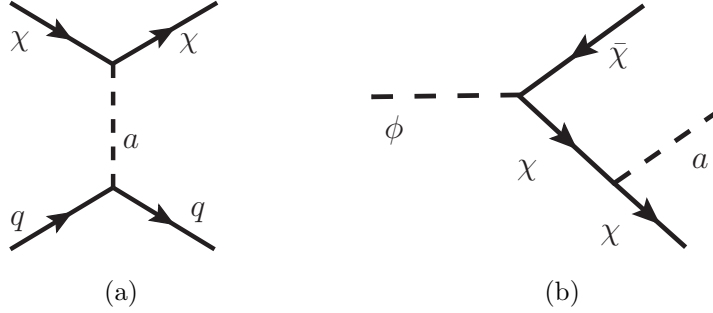


Figure 1. The Feynman diagrams for (a) the scattering of light DM particle χ on nucleons and (b) the 3-body decay $\phi \rightarrow \chi\bar{\chi}a$, which produces a flux of high energy pseudoscalars whose decay products contribute to astrophysical neutrino, gamma ray and positron fluxes.

Here, T is the observation time, m_N is the nucleon mass, $d\sigma_{p(n)}/dE_{\text{dep}}$ is the differential scattering cross section on protons (neutrons). $M^{\text{NC}}(E_{\text{dep}})$ is the effective detector mass of IceCube for neutral current scattering as a function of E_{dep} . Details on how we estimate $M^{\text{NC}}(E_{\text{dep}})$ from the effective detector mass as a function of incoming neutrino energy, $M^{\text{NC}}(E_\nu)$, published by the IceCube collaboration [1] are given in appendix A. Our estimate of $M^{\text{NC}}(E_{\text{dep}})$ is in agreement with the results from ref. [29], which found that $M^{\text{eff}}(E_{\text{dep}})$ is universal for NC and CC interactions.

The flux of boosted light DM particles χ has a galactic component Φ_χ^{GC} and an extragalactic component Φ_χ^{EG} :

$$\frac{d\Phi_\chi}{dE_\chi} = \frac{d\Phi_\chi^{\text{GC}}}{dE_\chi} + \frac{d\Phi_\chi^{\text{EG}}}{dE_\chi}. \quad (6)$$

The galactic contribution is given by [58],

$$\begin{aligned} \frac{d\Phi_\chi^{\text{GC}}}{dE_\chi} &= \int d\Omega_\psi \frac{1}{4\pi m_\phi \tau_\phi} \frac{dN_\chi}{dE_\chi} \int_{los} ds \rho_{\text{halo}}(\mathbf{r}(s, \psi)), \\ &= 2.1 \times 10^{-10} \text{ cm}^{-2} \text{ sec}^{-1} \times \left(\frac{10^{26} \text{ sec}}{\tau_\phi} \right) \left(\frac{1 \text{ PeV}}{m_\phi} \right) \left(\frac{dN_\chi}{dE_\chi} \right), \end{aligned} \quad (7)$$

Here, m_ϕ and τ_ϕ are the mass and lifetime of the heavy DM particle ϕ , respectively, ρ_{halo} is the DM density distribution in the Milky Way, $\mathbf{r}(s, \psi)$ is the position vector relative to the origin at the galactic center, s is the distance along the line of sight and ψ is its angular direction. We integrate the flux over the solid angle Ω_ψ and integrate along the line of the sight s . The energy spectrum of boosted χ particles is simply $dN_\chi/dE_\chi = \delta(E_\chi - m_\phi/2)$. The spectrum of antiparticles, $dN_{\bar{\chi}}/dE_{\bar{\chi}}$ is the same. The extragalactic contribution to the flux of χ particles is [58]

$$\frac{d\Phi_\chi^{\text{EG}}}{dE_\chi} = \frac{\Omega_{\text{DM}} \rho_c}{m_\phi \tau_\phi} \int_0^\infty dz \frac{1}{H(z)} \frac{dN_\chi}{dE_\chi} [(1+z)E_\chi]. \quad (8)$$

In this expression, $H(z) \simeq H_0 \sqrt{\Omega_\Lambda + \Omega_m(1+z)^3}$ is the Hubble expansion rate as a function of redshift z . It depends on the Hubble constant $H_0 = H(0)$, the dark energy density $\Omega_\Lambda \sim 0.692$ and the matter density $\Omega_m \sim 0.308$. The cold dark matter density Ω_{DM} is 0.258, and the critical density of the Universe ρ_c is given by $\rho_c \simeq 4.9 \times 10^{-6} \text{ GeV/cm}^3$ [45]. Note that we do not account here for attenuation of the χ flux due to scattering on the interstellar and intergalactic medium. This attenuation is already small for neutrinos [58], and the χ scattering cross section is even smaller than the neutrino scattering cross section.

The differential cross section for χ scattering on a proton p (neutron n) of mass m_N is

$$\frac{d\sigma_{p(n)}}{dx dE_{\text{dep}}} = \sum_q \frac{1}{32\pi s} \frac{4sxm_N}{(s - m_\chi^2 - x^2m_N^2)^2 - 4x^2m_N^2m_\chi^2} \times f_q^{p(n)}(x) \times \frac{1}{4} \sum_{\text{spins}} |\mathcal{M}_q|^2 \quad (9)$$

with

$$\frac{1}{4} \sum_{\text{spins}} |\mathcal{M}_q|^2 = \frac{2g_\chi^2 g_{Y_a}^2 m_q^2 (Q^2)^2}{v^2 (Q^2 + m_a^2)^2}, \quad (10)$$

where x is the Bjorken scale variable, $s = m_\chi^2 + x^2m_N^2 + 2xm_N E_\chi$ is the center of mass energy, and $Q^2 = 2xm_N E_{\text{dep}}$ is the momentum transfer in the scattering. E_χ is the energy of the incoming particle χ and the nucleon is assumed to be at rest initially. E_{dep} is the energy transferred to the hadronic system in the lab frame during the scattering. We are interested in events with a large deposited energy $E_{\text{dep}} \gtrsim 10$ TeV in this analysis due to the IceCube energy threshold.

The factor $f_q^{p(n)}(x)$ in eq. (9) is the parton distribution function (PDF) for protons (neutrons) and quark flavor q . We use the PDFs from NNPDF3.0 [59], which are valid in the range $x \in [10^{-9}, 1]$ and $Q^2 \in [2 \text{ GeV}^2, 10^8 \text{ GeV}^2]$ and contain the most recent deep inelastic scattering data.¹ In the calculation, we set the PDFs equal to 0 when Q^2 is smaller than 2 GeV^2 . Because the cross section is proportional to $1/(Q^2 + m_a^2)^2$, it becomes large when Q^2 is small. Our cutoff at low Q^2 would therefore affect the results for $m_a \lesssim \text{GeV}$. In the following, however, we focus on the mass range $m_a > 10 \text{ GeV}$, and we have checked that in this case the contribution of the $Q^2 < 2 \text{ GeV}^2$ region to the cross section is negligible. If one is interested in an extremely light t -channel mediator with $m_a^2 \ll 2\text{GeV}^2$, then the $Q^2 \ll 2\text{GeV}^2$ and $x \ll 1$ region, corresponding to exchange of a nearly on-shell a , is important. In this region, the PDF description breaks down and one should instead calculate the cross section for a^* absorption by protons along the lines of the equivalent photon approximation in deep-inelastic scattering of electrons on protons. We have used the central values of the PDFs, but have checked that varying them within the error band changes the total cross section by only $\mathcal{O}(10\%)$. The impact on the energy dependence of the differential cross section is also negligible.

III.2. Secondary signal: neutrino flux from 3-body decays of heavy DM

As mentioned in the Introduction, the boosted DM scenario predicts not only a population of high energy events from the scattering of boosted χ particles, but also a contribution at lower energy from neutrinos produced in the 3-body decay $\phi \rightarrow \chi\bar{\chi}a$ (see fig. 1 (b)), followed for instance by $a \rightarrow b\bar{b}$. Since boosted DM can only explain the IceCube events if χ particles can scatter on nucleons, a mediator particle like a is always needed and the existence of the 3-body decay process is thus very generic. Making a heavy does not significantly influence the 3-body decay rate unless m_a becomes comparable to m_ϕ . The differential decay width of the 3-body decay is, in the limit $m_a \rightarrow 0$ and at leading order in m_χ ,

$$\frac{d\Gamma_3(\phi \rightarrow \chi\bar{\chi}a)}{dE_a} = \frac{g_\chi^2 y_\phi^2 E_a}{16\pi^3 m_\phi} \log\left(\frac{m_\phi^2 - 2m_\phi E_a}{m_\chi^2}\right), \quad (11)$$

¹ At x very close to 1, the NNPDF3.0 PDFs are not smooth. Even though the large x region is not important for our results, we do not use NNPDF at $x > 0.1$, but use CTEQ5 [60] PDFs instead.

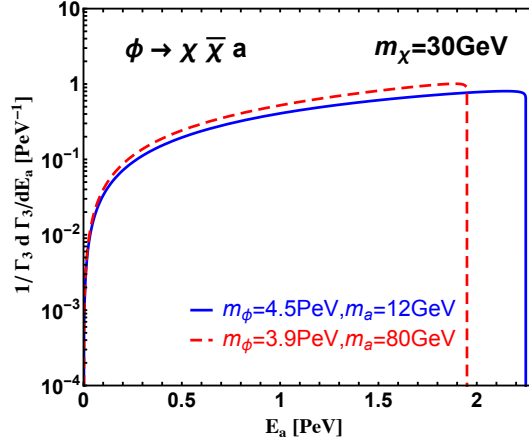


Figure 2. The energy distribution of pseudoscalar particles a produced in the 3-body decay $\phi \rightarrow \chi\bar{\chi}a$. The parameter values have been fixed at our benchmark values $m_\phi = 4.5$ (3.9) PeV, $m_\chi = 30$ GeV, $m_a = 12$ GeV(80 GeV) for the solid blue (dashed red) lines.

where E_a is the energy of a in the rest frame of ϕ . The branching ratio is

$$\text{BR}_3(\phi \rightarrow \chi\bar{\chi}a) = \frac{\Gamma_3(\phi \rightarrow \chi\bar{\chi}a)}{\Gamma_3(\phi \rightarrow \chi\bar{\chi}a) + \Gamma_2(\phi \rightarrow \chi\bar{\chi})} \quad (12)$$

$$\simeq \frac{\Gamma_3(\phi \rightarrow \chi\bar{\chi}a)}{\Gamma_2(\phi \rightarrow \chi\bar{\chi})}, \quad (13)$$

where

$$\Gamma_2(\phi \rightarrow \chi\bar{\chi}) = \frac{y_{\phi\chi}^2 m_\phi}{8\pi} \left(1 - \frac{4m_\chi^2}{m_\phi^2}\right)^{3/2} \quad (14)$$

is the rate of the dominant 2-body decay. In the second line of eq. (13), we have assumed that g_χ is small so that the 3-body decay width is much smaller than the 2-body decay width. We can see from Table I that this assumption is satisfied at our benchmark points. We plot the energy spectrum of a particles from 3-body decay of ϕ in fig. 2.

The decay of a to light quarks or b quarks produces neutrinos after parton showering, hadronization and hadron decay. We take the spectra of the secondary neutrinos from each a decay in the a rest frame from [61] and boost them into the laboratory frame by folding with the E_a distribution from fig. 2 [62]. Multiplying by $\text{BR}_3(\phi \rightarrow \chi\bar{\chi}a)$ gives us the number dN_ν/dE_ν of neutrinos per energy interval dE_ν per ϕ decay. The flux of secondary neutrinos is then obtained from equations very similar to eqs. (7) and (8) by simply replacing the factor dN_χ/dE_χ by dN_ν/dE_ν . The strength of the indirect signal is proportional to $g_\chi^2 f_\phi/\tau_\phi$ once the masses m_ϕ , m_χ and m_a are fixed. In principle, one might also include a factor of the form $\exp[-\text{Abs}(E_\chi, z)]$ in the expression for the extragalactic flux to account for the absorption of neutrinos in interactions with the cosmological relic neutrino background and with the intergalactic medium [58]. However, these effects are negligible in our analysis and we therefore do not include such an attenuation factor. Moreover, the high energy neutrino flux reaching the detector from below is affected by neutrino interactions during passage through the Earth. In particular, at energies above ~ 100 TeV, the neutrino–nucleon interaction cross section is so large that the Earth can attenuate the neutrino flux. On the other hand, electron and muon neutrinos can be regenerated in the decay of tau leptons produced in ν_τ CC interactions. The net effect of both absorption and regeneration is a reduction of the neutrino

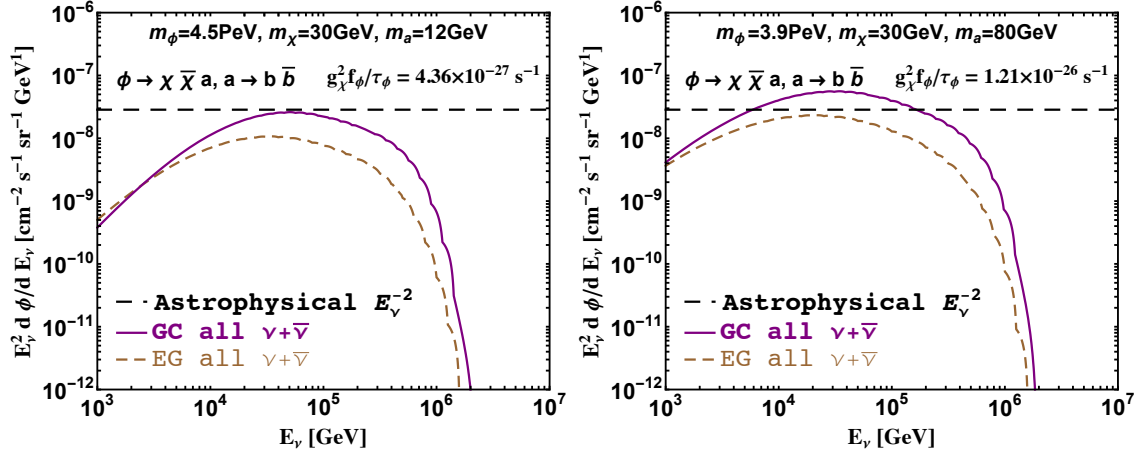


Figure 3. The galactic and extragalactic neutrino fluxes from 3-body decay of heavy DM, $\phi \rightarrow \chi\bar{\chi}a$, followed by $a \rightarrow b\bar{b}$. We have added up the neutrino and antineutrino fluxes and have also summed over neutrino flavors. The horizontal dashed line shows the generic flux expected from astrophysical sources, E_ν^{-2} , normalized such that optimum agreement with the IceCube data is achieved [3]. The model parameters are set to the benchmark values given in the plot.

flux by about 15% at neutrino energies ~ 100 TeV [29], and we therefore neglect this small effect in our calculation.

We plot the expected contributions to the neutrino flux from galactic and extragalactic $\phi \rightarrow \chi\bar{\chi} + (a \rightarrow b\bar{b})$ decays in fig. 3 for our two benchmark points. Since the neutrinos originate mostly from meson decays after hadronization of the b quarks, their flavor ratio after propagation is naturally $(1 : 1 : 1)_E$. Therefore, we have summed the different flavors, as well as the neutrino and antineutrino fluxes, in fig. 3. We see that the secondary neutrinos are softer by about one order of magnitude compared to the boosted DM particles χ . The extragalactic flux is in general softer than the galactic one due to redshift.

Note that, besides the secondary neutrino flux, there is also a population of boosted DM events from scattering of the χ particles produced in 3-body decay $\phi \rightarrow \chi\bar{\chi}a$. We neglect these events for the following reasons: first, the 3-body branching ratio is almost two orders of magnitude smaller than the 2-body branching ratio. Second, the spectrum of χ particles from 3-body decays is softer than the one from 2-body decays and would therefore contribute only in a regime with larger expected backgrounds. Third, a 3-body decay $\phi \rightarrow \chi\bar{\chi}a$ produces only two χ particles, but typically more than two neutrinos [61]. Thus, the flux of χ particles from 3-body decay is subdominant compared to the secondary neutrino flux. Fourth, the χ scattering cross section on nucleons is usually smaller than the neutrino charged current cross section.

III.3. Fitting procedure

To determine the preferred parameter regions for the boosted DM scenario, we use the log likelihood ratio (LLR) method. The LLR is defined as follows:

$$\text{LLR} \left(m_\phi, \frac{g_{Y_b}^2 g_\chi^2 f_\phi}{\tau_\phi}, \frac{g_\chi^2 f_\phi}{\tau_\phi} \right)$$

$$= \log \left(\frac{\text{Max}_{x \in [-\infty, \infty]} \left[f_{\text{Gauss}}(x) \prod_i f_{\text{Poisson}} \left(S_i \left(m_\phi, \frac{g_{Y_b}^2 g_\chi^2 f_\phi}{\tau_\phi}, \frac{g_\chi^2 f_\phi}{\tau_\phi} \right) + B_i + x \Delta B_i \mid O_i \right) \right]}{\text{Max}_{x' \in [-\infty, \infty]} \left[f_{\text{Gauss}}(x') \prod_i f_{\text{Poisson}} (B_i + x' \Delta B_i \mid O_i) \right]} \right). \quad (15)$$

Here, $f_{\text{Poisson}}(\mu|n) = \mu^n e^{-\mu}/n!$ is the Poisson likelihood function and $S_i(m_\phi, g_{Y_b}^2 g_\chi^2 f_\phi/\tau_\phi, g_\chi^2 f_\phi/\tau_\phi)$, B_i and O_i are the predicted signal event rate, the predicted background event rate, and the observed event rate in the i -th energy bin, respectively. ΔB_i is the 1σ error on the background prediction. When the nuisance parameter x is 1 (-1), the error $x \Delta B_i(x)$ describes the upper (lower) limits of the error band, and when $x = 0$ the background takes its central value. The term $f_{\text{Gauss}}(x)$ corresponds to a normal distribution in x and is the Gaussian pull term for the nuisance parameter x . By using only one nuisance parameter, we effectively assume that the background uncertainty is correlated between bins.

III.4. Results

We show the results of our fit in fig. 4 and compare the best fit points to the IceCube data in fig. 5. For the mediator mass $m_a = 12$ GeV (80 GeV), the three panels of fig. 4 give the best fit points (black (red) “+” signs) and preferred parameter regions (black unshaded contours (red shaded contours)) at 1, 2, 3 σ confidence level. For $m_a = 80$ GeV, the best fit point, marked by a red “ \times ” sign, corresponds to one of our benchmark points from table I, while for $m_a = 12$ GeV, the benchmark point (indicated by the black “ \times ” sign) is slightly shifted compared to the best fit in order to be consistent also with the galactic center excess and with all constraints. The larger value of m_a is particularly interesting for the *MSSM-like* and *Flipped* models, where it helps to evade important constraints from $B_s \rightarrow \mu^+ \mu^-$ decays and from $h \rightarrow aa$ decays. (see sec. VI.4). Note that we parameterize the parameter space in fig. 4 in terms of three parameters: the heavy DM mass m_ϕ ; the combination $g_{Y_b}^2 g_\chi^2 f_\phi/\tau_\phi$ of the a coupling constants, the cosmological abundance f_ϕ of the heavy DM particle ϕ and its lifetime τ_ϕ , to which the χ scattering rate is proportional; and the ratio $g_\chi^2 f_\phi/\tau_\phi$ to which the interaction rate of secondary neutrinos is proportional. In the upper left hand plot, we also show constraints from the diffuse γ ray flux (see sec. VI.2) as thick black (red) lines. We always fix the mass of the light DM particle at $m_\chi = 30$ GeV, as motivated by the galactic center gamma ray excess, see sec. V. As expected, the best fit point is always around $m_\phi \sim 4$ PeV due to the lack of IceCube events above 2 PeV. In fig. 5, we compare the IceCube data from ref. [3] to our predictions at the benchmark points. We also show the individual contributions to the spectrum separately: the atmospheric (“ATM”) neutrino background (red dotted), the galactic (brown dashed) and extragalactic (black dot-dashed) fluxes of boosted χ particles, and the flux of secondary neutrinos from $\phi \rightarrow \chi \bar{\chi} + (a \rightarrow b \bar{b})$ decay (purple dashed).

We see that both the galactic and extragalactic χ fluxes contribute at PeV energies, with the latter being somewhat softer due to redshift. Actually, the integrated fluxes of the two components are comparable, but since the scattering cross-section is higher when the energy of the incoming χ particle is larger, the softer component is subleading experimentally. Below 1 PeV, the boosted DM event rates drop because of the Q^2 dependence of the scattering matrix element, eq. (10). In their place, the secondary neutrino flux takes over below ~ 500 TeV, so that a good fit to the IceCube data is obtained at all energies. Note that the normalization of the secondary neutrino flux is set by the parameter combination $g_\chi^2 f_\phi/\tau_\phi$ and is thus not directly correlated with the boosted DM scattering rate, which is proportional to $g_{Y_b}^2 g_\chi^2 f_\phi/\tau_\phi$.

Comparing our two benchmark values of m_a (shaded vs. unshaded contours in fig. 4, left vs. right panel in fig. 5), we observe that the choice of m_a has a small influence on the spectral shape of the DM contributions, but its main impact is on the overall rate. Therefore, at larger m_a , the best

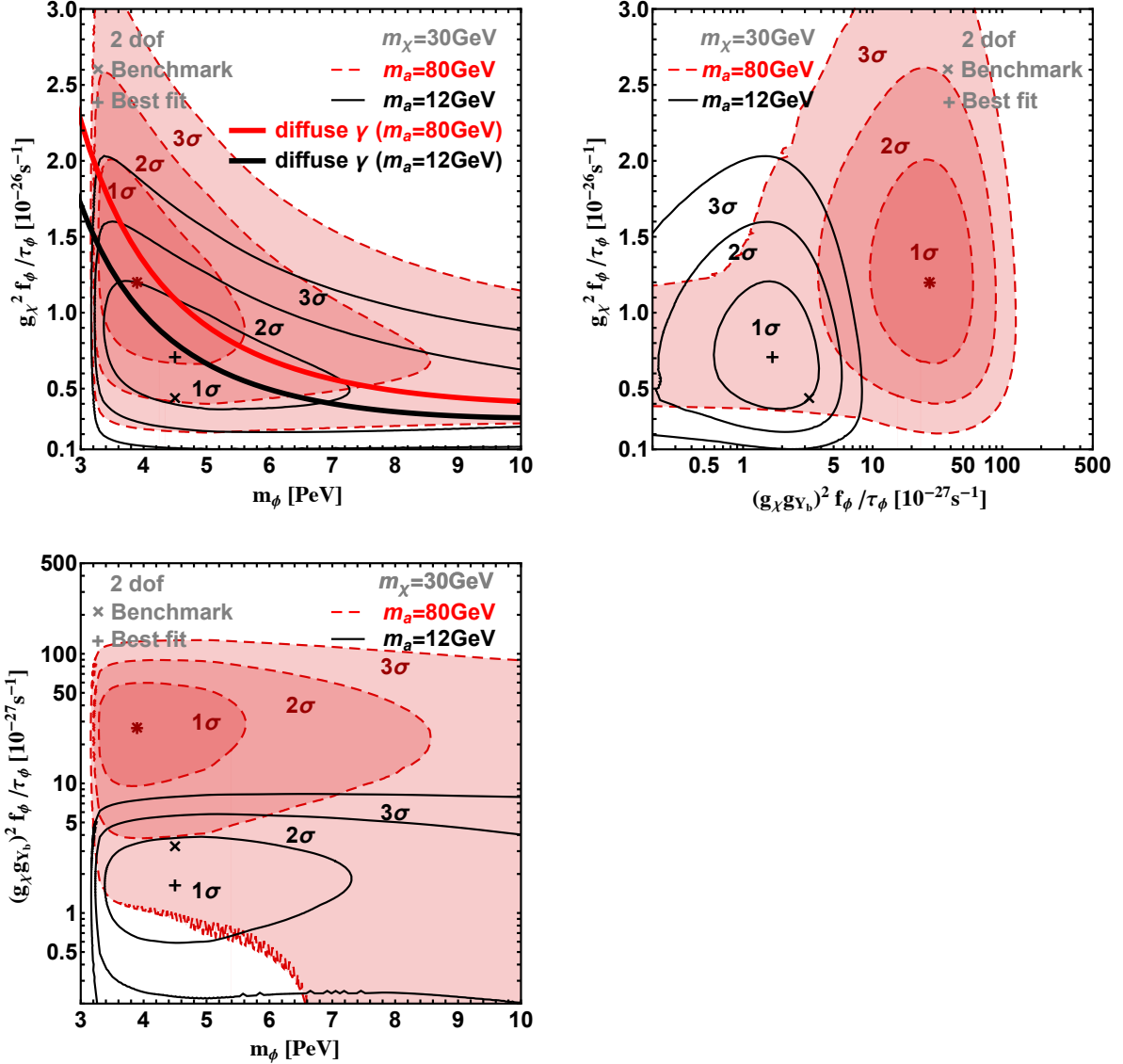


Figure 4. Preferred parameter regions for the boosted DM scenario from our fit to IceCube high energy data [3]. The three panels show 2-dimensional projections of the 3-dimensional parameter space spanned by the heavy DM mass m_ϕ , the product $g_\chi^2 g_{Y_b}^2 f_\phi / \tau_\phi$ to which the scattering rate of boosted χ particles is proportional, and the combination $g_\chi^2 f_\phi / \tau_\phi$ to which the flux of secondary neutrinos is proportional. (Here, g_χ and g_{Y_b} are coupling constants, f_ϕ is the cosmological abundance of ϕ , and τ_ϕ is its lifetime.) Solid black unshaded (red dashed shaded) contours show the preferred parameter regions at 1, 2, 3 σ for $m_a = 12$ GeV ($m_a = 80$ GeV) and the black (red) “+” signs indicate the best fit points. At $m_a = 80$ GeV, the best fit point is identical to one of our benchmark points (red “x” sign) from table I, while for $m_a = 12$ GeV we define our benchmark point (black “x” sign) slightly away from the best fit. This way, both benchmark points can also explain the galactic center gamma ray excess and evade all constraints. In the upper left hand plot we also show as a thick black (thick red) curve the strongest exclusion limits on the $m_a = 12$ GeV ($m_a = 80$ GeV) benchmark model, coming from diffuse γ ray searches (see sec. VI.2). We use $m_\chi = 30$ GeV for the mass of the light, boosted, DM particle here, motivated by the galactic center gamma ray excess, but note that m_χ does not affect the IceCube event rate as long as $m_\chi \ll m_\phi$.

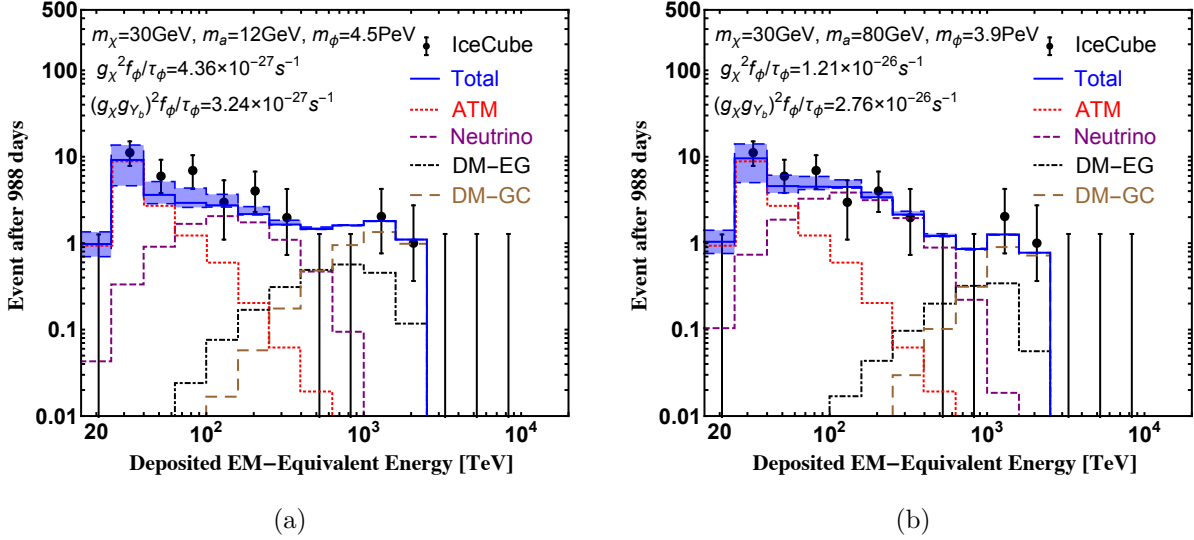


Figure 5. Comparison of IceCube high energy data [3] to the prediction at our two benchmark points (see Table I). We plot the signals from galactic (brown dashed) and extragalactic (black dot-dashed) $\phi \rightarrow \chi\bar{\chi}$ decays, as well as the contribution from secondary neutrinos produced in $\phi \rightarrow \chi\bar{\chi} + (a \rightarrow b\bar{b})$ (purple dashed) separately. The red dotted lines show the atmospheric neutrino background (“ATM”), the blue bars depict the background uncertainty and the solid blue lines show the total expected event rate. We have taken the mass of the pseudoscalar mediator m_a to be 12 GeV (80 GeV) in the *left panel* (*right panel*). We always use $m_\chi = 30$ GeV for the mass of the light (boosted) DM particle here, motivated by the galactic center gamma ray excess, but note that m_χ does not affect the IceCube event rate as long as $m_\chi \ll m_\phi$.

fit value of $g_{Y_b}^2 g_\chi^2 f_\phi / \tau_\phi$ is significantly larger than at smaller m_a . When a is heavy, one either needs large $g_{Y_b} g_\chi$ coupling to keep the scattering cross section of the boosted DM particle χ on nucleons unchanged, or the flux of χ particles must be enhanced by decreasing the heavy DM lifetime τ_ϕ . Note that the two benchmark models shown in figs.4 and 5 explain not only the IceCube data, but also the galactic center gamma ray excess (see sec. V) and are consistent with all constraints (see sec. VI).

An interesting aspect of our boosted DM scenario is that a dip in the event spectrum is predicted between recoil energies of ~ 400 TeV and 1 PeV. This dip is more pronounced at larger m_a , see right panel of fig. 5. This is in excellent agreement with the current data, which does not feature any events in this energy range. Therefore, if this lack of events should become statistically significant in the future, the boosted DM scenario would provide one possible explanation of it. Another interesting aspect of our scenario is that, at low energies, where the flux is dominated by neutrinos, the expected flavor ratio is $(1 : 1 : 1)_E$ after propagation for most decay modes of a . Thus the ratio of shower and track events is predicted to be the same as for the canonical astrophysical neutrino interpretation at $E_{\text{dep}} \lesssim \text{few} \times 100$ TeV. On the other hand, at $E_{\text{dep}} \sim 1$ PeV, the predicted event rate is entirely dominated by the DM contribution, which only provides shower events. This is a unique feature of this model and can be tested with future data.

Let us also remark that a recent IceCube analysis [32] which separates events from the northern sky and from the southern sky, exhibits a noticeable, but not yet statistically significant, bump at energy deposits around 80 TeV in the southern sky. If this bump should become significant in the future, it could be interpreted as being due to a relatively large secondary neutrino flux in the boosted DM scenario. Since the galactic center, from where most of these secondary neutrinos are expected to come, is located in the southern sky, and because neutrinos from the northern hemisphere suffer some attenuation in the Earth, our model could explain why a similar bump is

not observed in the northern sky.

Note that, without the neutrinos from the 3-body decay $\phi \rightarrow \chi\bar{\chi} + (a \rightarrow b\bar{b})$, the IceCube fit of our boosted DM scenario becomes much worse because the prediction would fall short of the observed number of events at energies ~ 100 TeV. This could be avoided if a mediator with scalar rather than pseudoscalar couplings to fermions, or a vector boson mediator is considered. In this case, the boosted DM scattering cross section would not be proportional to $(Q^2)^2$, and scattering of χ particles could explain the IceCube event excess across the spectrum. However, as we will argue in sec. VI.3, direct detection constraints in this case may be prohibitive. Ways to avoid these constraints include models with inelastic DM scattering or with a very small $m_\chi \lesssim 3$ GeV, below the direct detection threshold. The second possibility would preclude a simultaneous explanation of the IceCube events and the galactic center gamma ray excess.

Let us finally discuss the morphology of the IceCube signal from boosted DM. While the extragalactic flux $d\Phi_\chi^{\text{EG}}/(dE_\chi d\Omega_\psi)$ is isotropic, the galactic component $d\Phi_\chi^{\text{GC}}/(dE_\chi d\Omega_\psi)$ peaks in the galactic center region. (Here ψ denotes the direction of sight.) The angular resolution in IceCube is about 10° – 20° for shower events [1]. With this resolution and more statistics, a morphology study of the high energy events would provide an important consistency check of the boosted DM hypothesis.

IV. DARK MATTER RELIC DENSITY

An important problem of the boosted DM scenario which we have not addressed yet is how a particle with a mass of order PeV can account for the observed DM density in the Universe. For instance, thermal freeze-out is not a possibility at masses above few hundred TeV due to unitarity constraints [63]. A long-lived dark matter particle with a mass of $\mathcal{O}(\text{PeV})$ can nevertheless have the correct abundance in the Universe [64–68].

Non-thermal production mechanisms for PeV DM include [67]: (1) production in cascade decays of the inflaton. In this mechanism, the DM abundance depends on the number density of inflatons and on the branching ratio of inflaton decay to DM. (2) production through inelastic scattering between high energy particles from inflaton decay and the hot plasma. When high-energy daughter particles scatter on the thermalized plasma, DM can be produced until the daughter particles' energy become less than $E_{\text{th}} = m_\phi^2/(4T)$. (3) For low reheating temperature, DM could be thermally produced with the correct relic abundance even when the maximum temperature of the Universe during reheating, T_{max} , is larger than m_ϕ , as long as the reheating temperature (defined as the temperature at which the inflaton energy density equals the radiation energy density) is smaller than m_ϕ . The reason is that the continuing decays of the inflaton produce entropy after DM freeze-out, diluting the DM abundance. The authors of ref. [67] show that these mechanisms can account for the abundance of DM with $\mathcal{O}(\text{PeV})$ mass. Mechanism (2) can achieve this even if the inflaton does not decay to DM and is thus highly model independent. PeV DM ϕ produced through this mechanism can for instance account for the observed abundance of DM in the Universe if the reheating temperature of order 10 GeV and the mass of inflaton is of order 10^{15} GeV. [67].

In addition to the non-thermally produced relic abundance of heavy DM particles ϕ , there could also be a thermally produced population of the light DM species χ if the thermally averaged cross section $\langle\sigma v_{\text{rel}}\rangle$ for $\chi\bar{\chi}$ annihilation through s -channel exchange of the mediator a is not too large. This is naturally realized in our scenario. $\langle\sigma v_{\text{rel}}\rangle$ receives contributions from two classes of processes, shown in fig. 6: annihilation to ff and, if $m_a < m_\chi$, also annihilation to aa . The

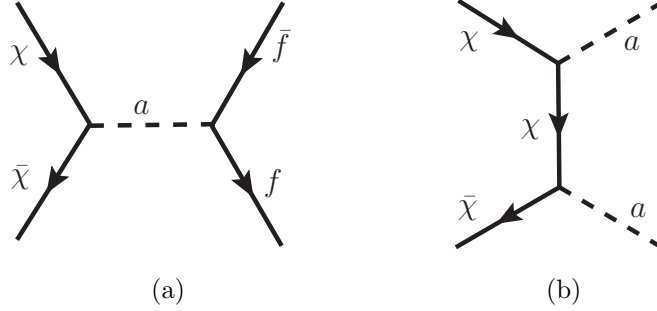


Figure 6. The Feynman diagrams for annihilation of the light DM particle χ into (a) SM fermions and (b) light pseudoscalar mediator particles a . (The second process is only possible if $m_a < m_\chi$.)

thermally averaged annihilation cross sections read [48]

$$\langle\sigma v_{\text{rel}}\rangle_{f\bar{f}} \simeq \sum_f \frac{N_c^f}{2\pi} \frac{2g_\chi^2 g_{Y_f}^2 m_\chi^2 m_f^2 / v^2}{(4m_\chi^2 - m_a^2)^2 + m_a^2 \Gamma_a^2} \sqrt{1 - m_f^2 / m_\chi^2}, \quad (16)$$

$$\langle\sigma v_{\text{rel}}\rangle_{aa} \simeq \frac{g_\chi^4 m_\chi (m_\chi^2 - m_a^2)^{5/2}}{24\pi} \frac{6T}{(2m_\chi^2 - m_a^2)^4 m_\chi}, \quad (17)$$

where m_f are the SM fermion masses, the sum runs over all SM fermions f , Γ_a is the total decay width of a , the color factor N_c^f is 3 if f is a quark and 1 if f is a lepton, and T is the temperature. The thermally averaged cross section for annihilation to leptons is completely analogous to eq. (16) except for the color factor. Note that eqs. (16) and (17) are approximate results, with only the leading terms in the relative velocity v_{rel} kept. The proportionality to T in eq. (17) arises because the process $\chi\bar{\chi} \rightarrow aa$ is p -wave suppressed. When evaluating $\langle\sigma v_{\text{rel}}\rangle_{aa}$ for calculating the relic density of χ , we set T to its typical value at freeze-out: $T_F \simeq m_\chi/20$ [69]. Due to the temperature dependence, annihilation to aa can be important in determining the thermal relic abundance of χ , but does not lead to observable indirect signals today, where the relic population of χ is non-relativistic. $\chi\bar{\chi} \rightarrow f\bar{f}$, on the other hand, is an s -wave process and is therefore relevant both today and in the early Universe.

At our first benchmark point from table I ($m_a = 12$ GeV), it is indeed the interplay of the annihilation processes $\chi\bar{\chi} \rightarrow aa$ and $\chi\bar{\chi} \rightarrow b\bar{b}$ that sets the relic density of χ , $f_\chi \simeq 0.6$. At the second benchmark point ($m_a = 80$ GeV), annihilation to aa is kinematically forbidden at freeze-out, therefore $\chi\bar{\chi} \rightarrow b\bar{b}$ accounts for the relic density $f_\chi \simeq 0.33$ alone.

In fact, the thermal production of χ has some subtlety to it if the abundance of the heavy species ϕ is explained by a low reheating temperature T_{RH} . The freeze-out temperature T_F of χ is of order $T_F \sim m_\chi/20 \sim 1.5$ GeV at our benchmark points. If $T_{\text{RH}} \lesssim T_F$, the relic abundance Ω_χ of χ will be smaller than predicted from the naive estimate for Dirac fermions, $\Omega_\chi h^2 \sim 6 \times 10^{27} \text{ cm}^3 \text{ sec}^{-1} / \langle\sigma v_{\text{rel}}\rangle$. If $T_{\text{RH}} \gg T_F$, the thermal production of χ is not affected. This is possible with a $\sim 10^{15}$ GeV inflaton field with $T_{\text{RH}} \sim 10$ GeV that could provide the correct relic abundance for ϕ [67]. For simplicity, we assume in the following that this second case is realized. We moreover assume in the following that ϕ and χ have comparable relic density, and that together they account for all the DM in the Universe (i.e. $f_\phi + f_\chi = 1$).

V. THE GALACTIC CENTER GAMMA RAY EXCESS

The fact that the light DM species χ in the boosted DM scenario can have a non-negligible relic abundance and a relatively large annihilation cross section to SM fermions in the present day Universe indicates that there may be interesting indirect signatures, in addition to the primary signal from highly boosted χ particles from ϕ decay.

In particular, the boosted DM scenario can fit the excess of gamma rays which has been observed from the direction of the galactic center at energies of few GeV [33–35]. It has been argued that, if the dominant DM annihilation channel is $\chi\bar{\chi} \rightarrow b\bar{b}$, as in our boosted DM scenario, a 30–40 GeV DM particle with $\langle\sigma v_{\text{rel}}\rangle_{b\bar{b}}$ in the range $1.4\text{--}2.0 \times 10^{-26} \text{ cm}^3 \text{ sec}^{-1}$ provides a good fit to the data. Since in our scenario the light DM species χ constitutes only a fraction f_χ of the total DM relic density, its annihilation cross section today has to be correspondingly larger by $1/f_\chi^2$.

At our benchmark points from table I, the predicted annihilation cross sections are $\langle\sigma v_{\text{rel}}\rangle_{b\bar{b}} \sim 2.8 \times 10^{-26} (18 \times 10^{-26}) \text{ cm}^3/\text{sec}$. Here the first number stands for the benchmark point with $m_a = 12 \text{ GeV}$, while the second one (in parenthesis) is for the benchmark point with $m_a = 80 \text{ GeV}$. With $f_\chi = 0.6 (0.33)$ (see sec. IV), and taking into account that we chose $m_\chi \sim 30 \text{ GeV}$ at the benchmark points, we thus see that the galactic center gamma ray excess could be explained by our boosted DM scenario. Note that for the special case $m_a \sim 2m_\chi$, this could be achieved even for much smaller couplings g_{Y_b} and g_χ because the annihilation would be resonantly enhanced.

VI. CONSTRAINTS

Constraints on the boosted DM scenario arise on the one hand from indirect DM searches sensitive to high-energy particles from the 3-body decay $\phi \rightarrow \chi\bar{\chi}a$, followed by decay of the mediator a into SM particles including positrons and gamma rays. We will discuss these possibilities in secs. VI.1 and VI.2, respectively. On the other hand, direct DM searches could hope to directly observe the relic population of light DM particles χ , see sec. VI.3. Finally, the mediator a could be directly produced in accelerator experiments, leading to constraints as well (see sec. VI.4).

VI.1. Positron flux from 3-body decay $\phi \rightarrow \chi\bar{\chi}a$

The e^\pm flux at any given point \mathbf{x} in the galaxy is given by [61]

$$\frac{d\Phi_{e^\pm}(E_e, \mathbf{x})}{dE_e} = \frac{1}{b(E_e, \mathbf{x})} \frac{\rho(\mathbf{x})}{m_\phi} \Gamma_3(\phi \rightarrow \chi\bar{\chi}a) \sum_f \text{BR}(a \rightarrow f\bar{f}) \int_{E_e}^{m_\phi/2} dE_e^S \frac{dN_{e^\pm}^f(E_e^S)}{dE_e^S} I(E_e, E_e^S, \mathbf{x}), \quad (18)$$

where $\rho(\mathbf{x})$ gives the DM density distribution in the galaxy, $\Gamma_3(\phi \rightarrow \chi\bar{\chi}a)$ is the 3-body decay rate from eq. (11), E_e^S is the e^\pm energy at production, and $dN_{e^\pm}^f(E_e^S)/dE_e^S$ is the e^\pm spectrum at production for a decay to $f\bar{f}$. We obtain $dN_{e^\pm}^f(E_e^S)/dE_e^S$ in analogy to the secondary neutrino spectrum discussed in sec. III.2 by folding the e^\pm spectrum in the a rest frame (taken from [61]) with the energy distribution of a particles from $\phi \rightarrow \chi\bar{\chi}a$ (see eq. (11) and fig. 2). The sum in eq. (18) runs over all final states of a decay, and $\text{BR}(a \rightarrow f\bar{f})$ are the corresponding branching ratios. The factor $b(E_e, \mathbf{x})$ describes energy loss during propagation [61]. Finally, $I(E_e, E_e^S, \mathbf{x})$ is the generalized halo function, which can be understood as a Green's function of the diffusion-loss equation, describing the probability for an e^\pm with initial energy E_e^S to be detected with energy E_e . We take the halo function from ref. [61], assuming a Navarro-Frenk-White (NFW) DM density

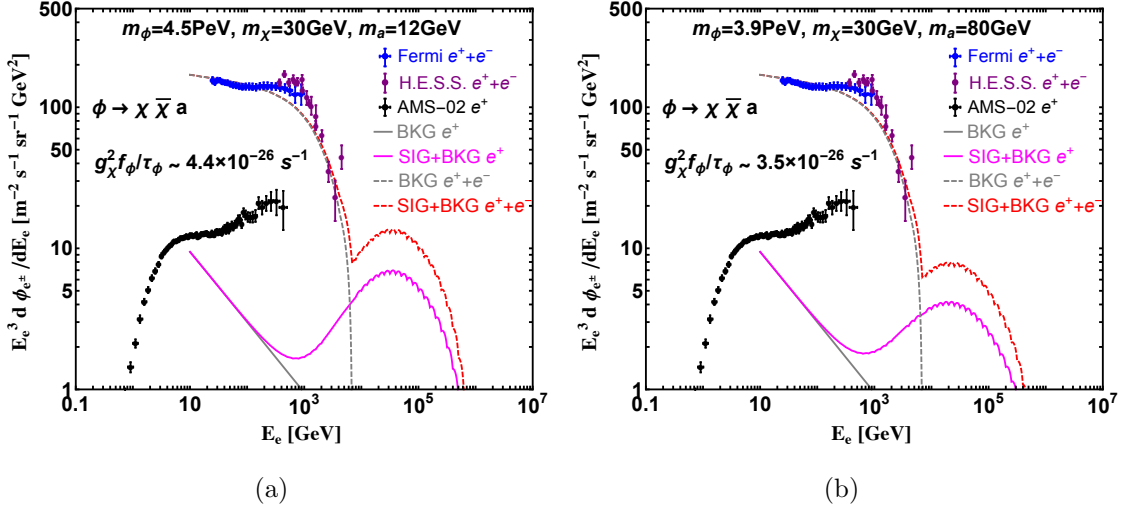


Figure 7. The positron flux from $\phi \rightarrow \chi \bar{\chi} a$ decay, where a decays dominantly to $b\bar{b}$. The parameters in the *left panel* (*right panel*) are fixed at $m_\phi = 4.5$ PeV (3.9 PeV) for the heavy DM mass, $m_\chi = 30$ GeV for the light DM mass, and $m_a = 12$ GeV (80 GeV) for the mediator mass. The AMS-02 positron flux data [39], as well as the Fermi-LAT [40] and H.E.S.S. [41, 42] data for the combined electron plus positron flux are plotted as well.

profile [70] and the *MED* propagation model [71]. The dependence of our results on the DM density profile is quite small because the dark matter decay rate only depends linearly on the DM density. The uncertainty from the propagation model could change our constraints, but we have checked that even for the propagation model *MAX* from ref. [71], the predicted flux is at most a factor of 2 larger than for the *MED* model.

In fig. 7, we have plotted the positron flux at Earth from the $\phi \rightarrow \chi \bar{\chi} a$ decay, where a dominantly decays into $b\bar{b}$. We fix the mass parameters at our benchmark values $m_\phi = 4.5$ PeV (3.9 PeV), $m_\chi = 30$ GeV and $m_a = 12$ GeV (80 GeV) in the left panel (right panel). Once the masses are fixed, $d\Phi_{e^\pm}/dE_e$ depends on the model parameters through the ratio $g_\chi^2 f_\phi / \tau_\phi$.

The background model for the e^+ flux is taken from refs. [72, 73], while the background model for the combined $e^+ + e^-$ flux is taken as a fitting function from ref. [41]. We compare to the AMS-02 e^+ flux data [39] as well as the Fermi-LAT [40] and H.E.S.S. [41, 42] $e^+ + e^-$ flux data to provide a constraint on this decay. Note that when comparing to Fermi-LAT and H.E.S.S. data, which includes both e^+ and e^- , the signal flux is twice the e^+ signal flux. The error bars in the H.E.S.S. data do not contain systematic uncertainties, while those in the Fermi-LAT and AMS-02 data do. By requiring that the signal flux should be outside the 1σ error bar for any of these data points, we find constraints on the coupling g_χ , the relative abundance of the heavy DM f_ϕ , and its lifetime τ_ϕ :

$$\begin{aligned} \frac{g_\chi^2 f_\phi}{\tau_\phi} &\lesssim 4.4 \times 10^{-26} \text{ sec}^{-1} && \text{for } m_a = 12 \text{ GeV}, \\ \frac{g_\chi^2 f_\phi}{\tau_\phi} &\lesssim 3.5 \times 10^{-26} \text{ sec}^{-1} && \text{for } m_a = 80 \text{ GeV}. \end{aligned} \quad (19)$$

We see from table I that our two benchmark points easily satisfy these constraints.

The cosmic electron background is complicated and model dependent. The background model from ref. [41] has a lot of parametric freedom regarding in particular the overall normalization, which could alleviate the constraints. Our constraints should therefore be considered as very

conservative. Even for the most conservative assumption of zero background, we would still obtain a constraint on $g_\chi^2 f_\phi / \tau_\phi$ by requiring that the predicted signal does not significantly overshoot the data. The dominant constraint in this case would come from the last two bins of H.E.S.S. data, and the constraint would be weaker by a factor of ~ 5 compared to eq. (19). Also including the systematic error of the H.E.S.S. data would make the constraint even weaker.

VI.2. Gamma ray flux from 3-body decay $\phi \rightarrow \chi\bar{\chi}a$

The secondary gamma ray flux from the decay $\phi \rightarrow \chi\bar{\chi}a$ may contribute to gamma ray searches, in particular to gamma ray searches in the galactic center region and in measurements of the diffuse isotropic gamma ray flux, i.e. the residual flux obtained after subtracting the contribution from known astrophysical sources. We focus here on the diffuse flux because we will see that the strongest limits are coming from air shower detectors located in the northern hemisphere and thus unable to observe the galactic center [74]. The only exception is a γ ray search carried out by the IceCube collaboration using the IceTop array [75]. This search, however, is only sensitive at energies above 1 PeV, where the secondary γ ray flux from decay of ~ 4 PeV DM particles is already negligible. Moreover, it is worth emphasizing that searching for signals of decaying DM in DM-rich, but also foreground-rich, regions like the galactic center is much less promising than searching for annihilating DM in these regions. The reason is that the DM decay rate depends linearly on the DM density $\rho(\mathbf{x})$, while the annihilation rate scales as $\rho(\mathbf{x})^2$.

The procedure for calculating the diffuse gamma ray flux is similar to the one for the secondary neutrino fluxes described in sec. III and for the e^\pm fluxes described in sec. VI.1. In particular, we can use eqs. (7) and (8) after replacing E_χ by the γ energy E_γ and the DM spectrum dN_χ/dE_χ by the gamma ray spectrum at production dN_γ/dE_γ . Note that dN_γ/dE_γ must be normalized such that its integral over E_γ gives the average number of photons produced in each a decay, accounting for two body decays without photon emission and for three body decays that lead to the radiation of photons. We obtain dN_γ/dE_γ by boosting the γ ray spectra in the a rest frame (taken from [61]) into the lab frame according to the energy spectrum of a particles given by eq. (11) and fig. 2 and multiplying by $\text{BR}_3(\phi \rightarrow \chi\bar{\chi}a)$ from eq. (13). For the gamma ray flux, also an absorption factor of the form

$$\exp[-\text{Abs}(E_\chi, z)] \quad (20)$$

must be included in eq. (8) to describe the attenuation of extragalactic gamma rays on their way from the source to us. We take this factor from ref. [61].

We then obtain the diffuse gamma ray flux conservatively according to the formula [76]

$$\frac{d\Phi_{\text{diffuse}}}{dE_\gamma} = \frac{d\Phi_{\text{EG}}}{dE_\gamma} + 4\pi \frac{d\Phi_{\text{GC}}}{dE_\gamma d\Omega} \Big|_{\text{minimum}}. \quad (21)$$

Here, $d\Phi_{\text{GC}}/(dE_\gamma d\Omega)|_{\text{minimum}}$ denotes the minimum of the differential galactic flux over solid angles, which we take to be the flux from the direction opposite to the galactic center [76]. We have checked that using instead the average of the differential flux over a cone with opening angle 90° , centered around the direction opposite to the galactic center, would change $d\Phi_{\text{GC}}/(dE_\gamma d\Omega)|_{\text{minimum}}$ by $\mathcal{O}(20\%)$.

We plot the galactic and extragalactic contributions to the diffuse gamma ray flux in fig. 8. We see that the contribution from ϕ decay in the galaxy dominates over the extragalactic flux due to the attenuation factor eq. (20), which suppresses the extragalactic gamma ray flux.

Note that we neglect the low energy contribution from inverse Compton scattering (ICS) of high-energy e^\pm from the decay of heavy DM ϕ on CMB photons, starlight, and light rescattered

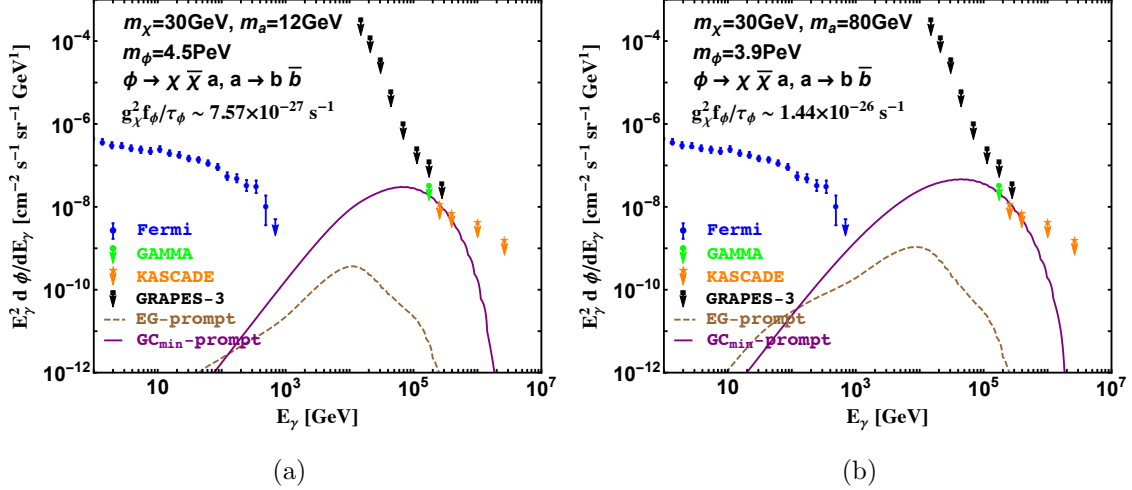


Figure 8. The diffuse galactic (solid purple) and extragalactic (dashed brown) gamma ray fluxes from $\phi \rightarrow \chi \bar{\chi} a$ decay, followed by $a \rightarrow b \bar{b}$. The galactic flux is assumed to have in every direction the magnitude it has in the direction opposite to the galactic center [76], evaluated assuming a Navarro-Frenk-White DM density profile [70]. We include only prompt gamma rays, neglecting the low energy contribution from inverse Compton scattering because we have checked that the limit is dominated by the prompt signal. We compare to the Fermi-LAT measurement of the diffuse gamma ray flux from ref. [43], using foreground model C defined in this reference, and to the limits from air shower detectors [77–79]. The model parameters are fixed at the values given by our first (second) benchmark point from table I in the *left panel (right panel)*.

on dust. We estimate [80, 81] that the energy spectrum of ICS photons induced by ϕ decay peaks at 1–100 GeV. Following [9], we have then estimated that the energy density in ICS gamma rays predicted at our benchmark points is at least one order of magnitude lower than the energy density measured by Fermi-LAT at 1–100 GeV [9, 43]. Similarly, also the contribution from bremsstrahlung of e^\pm on dust is negligible.

To set limits on the parameter space of boosted DM, we compare to the diffuse gamma ray spectra from Fermi-LAT [43] and to the flux limits from the air shower detectors KASCADE [77], GRAPES-3 [78] and GAMMA [79], see also [74]. From fig. 8, we see that the constraint will come mostly from the air shower detectors and the last bin of Fermi-LAT data. By requiring that the predicted signal is smaller than the limit from the air shower detectors, we obtain the constraints

$$\begin{aligned} \frac{g_\chi^2 f_\phi}{\tau_\phi} &\lesssim 0.76 \times 10^{-26} \text{ sec}^{-1} && \text{for } m_a = 12 \text{ GeV}, \\ \frac{g_\chi^2 f_\phi}{\tau_\phi} &\lesssim 1.44 \times 10^{-26} \text{ sec}^{-1} && \text{for } m_a = 80 \text{ GeV}. \end{aligned} \quad (22)$$

We see that both of our benchmark points from table I satisfy these constraint.

VI.3. Direct detection

In the boosted DM scenario, conventional DM direct detection experiments can only constrain the thermally produced population of light DM particles χ , not the population of heavy DM particles ϕ . The density of ϕ particles and thus also the flux of boosted χ particles from ϕ decay are too small to be observed in these detectors. Therefore our discussion of direct detection will focus on the non-relativistic population of the light DM species χ . The cross section for χ -nucleus

scattering is [48]

$$\frac{d\sigma}{dE_r} = \frac{m_T}{32\pi} \frac{1}{v^2} \frac{g_\chi^2}{(Q^2 + m_a^2)^2} \frac{(Q^2)^2}{m_N^2 m_\chi^2} \sum_{N, N'=p, n} g_N g_{N'} F_{\Sigma''}^{N, N'}, \quad (23)$$

where E_r is the nuclear recoil energy, v is the DM velocity, $Q^2 = 2m_T E_r \sim 100 \text{ MeV}^2$ is the 4-momentum transfer squared, m_T is the mass of the target nucleus and m_N is the nucleon mass. The quantities $F_{\Sigma''}^{N, N'}$ are the pseudoscalar form factors of the target nucleus (see e.g. [82]), and the effective nucleon couplings g_N , g'_N depend on the g_{Y_f} (see also ref. [49]). For our choice $m_a \gtrsim 10 \text{ GeV}$, we have $m_a^2 \gg Q^2$, so that Q^2 is negligible in the denominator. The factor $(Q^2)^2$ in the numerator arises because, in the non-relativistic limit, $\bar{\chi} \gamma^5 \chi \propto \sqrt{Q^2}$. Direct detection constraints are in general very weak in our boosted DM model due to the $(Q^2)^2$ suppression unless the mediator mass m_a is extremely small. The resulting limit on $g_\chi g_{Y_f}$ is therefore much weaker than the value needed by the thermal relic density [48].

Departing for a moment from our toy model with a pseudoscalar mediator, we note that in general, boosted DM models with interaction cross sections strong enough to explain the IceCube events would also lead to a large signal in direct detection experiments. From a model building point of view, there are several ways of circumventing this, other than using a pseudoscalar coupling as in our toy model. (1) Construct a model in which the scattering of the light DM particles χ on nuclei is inelastic [83]. If the mass splitting δm between the ground state of χ and the excited state χ^* which is produced in the scattering is sufficiently large, it will lead to vanishing event rates in direct searches, but will have no influence on boosted DM collisions as long as δm is small compared to the energy of the boosted DM particles. (2) Assume the relic abundance of the light DM species is sufficiently low to avoid direct detection limits. This would of course preclude a simultaneous explanation of the IceCube events and the galactic center gamma ray excess. (3) Choose the light DM mass smaller than $\sim 3 \text{ GeV}$, below the energy threshold for direct detection. This would also preclude an explanation of the galactic center gamma ray excess.

VI.4. Constraints from flavor physics experiments and from collider searches

In the following, we discuss constraints on our boosted DM scenario from experiments at flavor factories and at high energy colliders and indicate for each constraint to which of the three renormalizable models from sec. II it applies.

A large number of constraints arises from Kaon and B meson decays [48]. Searches are sensitive to the production of the pseudoscalar a in decays of these mesons if a subsequently decays to leptons, photons or invisible particles. Since we are considering the case $m_a \gtrsim 10 \text{ GeV}$, those constraints are, however, significantly weakened by the fact that a would have to be off-shell.

$B_s \rightarrow \mu^+ \mu^-$ is the only search channel sensitive to an off-shell pseudoscalar. If we consider a renormalizable model for the pseudoscalar a in the framework of a Two Higgs Doublet Model, as in the *MSSM-like* and *Flipped* models from sec. II, a couples to the SM by mixing with the heavy pseudoscalar A^0 . The mixing angle is denoted by θ . The branching ratio for $B_s \rightarrow \mu^+ \mu^-$ in the *MSSM-like* model is given in ref. [50, 84]. The contribution from a to the amplitude is proportional to $\tan^2 \beta \sin^2 \theta$. The constraint for $m_a \sim 10 \text{ GeV}$ is $\tan \beta \sin \theta = \sqrt{2g_{Y_d} g_{Y_\mu}} \lesssim 0.4$ (0.51) for charged Higgs boson masses of $m_{H^\pm} \sim 800$ (400) GeV, while the constraint for $m_a \sim 80 \text{ GeV}$ is about $\tan \beta \sin \theta = \sqrt{2g_{Y_d} g_{Y_\mu}} \lesssim 3.8$ (4.8) [50]. For the *Flipped* model, where lepton couplings are proportional to $\cot \beta$, the amplitude from a exchange is proportional to $\tan \beta \cot \beta \sin^2 \theta = \sin^2 \theta$. Therefore, the constraint is $\sin \theta = \sqrt{2g_{Y_d} g_{Y_\mu}} \lesssim 0.4$ (0.51) for charged Higgs boson masses of $m_{H^\pm} \sim 800$ (400) GeV when $m_a \sim 10 \text{ GeV}$. For $m_a \sim 80 \text{ GeV}$, there is no constraint on $\sin \theta$.

Note that the $B_s \rightarrow \mu^+ \mu^-$ constraint does not apply to the *Vector-quark* model because a does not couple to leptons in this model.

An additional constraint, which is independent of the couplings of the pseudoscalar a to fermions, arises from the exotic decay $h \rightarrow aa$. In the context of the *MSSM-like* and *Flipped* models, the branching ratio for this decay is constrained by [50, 85, 86]

$$\text{BR}(h \rightarrow aa) \simeq 0.02 \left(\frac{m_A}{800 \text{ GeV}} \right)^4 \left(\frac{\sin \theta}{0.01} \right)^4 < 0.22, \quad (24)$$

where m_A is the mass of the heavy pseudoscalar. If $m_A \simeq 800 \text{ GeV}$, $\sin \theta$ has to be smaller than 0.02. If m_a becomes comparable to $m_h/2$, the above constraint is weakened, and for $m_a > m_h/2$ it is completely absent. It is also absent in the *Vector-quark* model.

We should also consider constraints from the LEP experiments, which have searched for $e^+ e^- \rightarrow h A^0$, where A^0 is the pseudoscalar Higgs boson appearing in the MSSM [87]. While these searches exclude A^0 masses below 90 GeV, they do not apply to models with an extra pseudoscalar a , like the scenarios we are considering here [88].

If a is heavy enough to decay to $\chi \bar{\chi}$, ref. [57] shows that searches for b jets and missing energy can provide an excellent constraint on the pseudoscalar a . The dominant processes are $gg \rightarrow b \bar{b} a$ and $b g \rightarrow b a$, with a decaying to $\chi \bar{\chi}$ subsequently. The current CMS and ATLAS searches [89, 90], which are optimized for final states with two b quarks, lead to the constraint $\sqrt{g_\chi g_{Y_b}} \lesssim 5$ for $m_a \sim 100\text{--}250 \text{ GeV}$ and assuming $g_\chi = g_{Y_b} \sqrt{2} m_b / v$ [57]. If g_χ is significantly larger than $g_{Y_b} \sqrt{2} m_b / v$, the limit will become somewhat weaker since the probability for radiating an on-shell a particle changes [57].

In the intermediate mass region 20–80 GeV, ref. [88] also discusses the processes $gg \rightarrow b \bar{b} a$ and $b g \rightarrow b a$, but considering the subsequent decays $a \rightarrow \mu^+ \mu^-$ and $a \rightarrow \tau^+ \tau^-$. By looking for these leptonic final states, the high luminosity LHC can be sensitive to $g_{Y_b} \sim 7$ with 100 fb^{-1} of integrated luminosity, assuming that g_{Y_f} is universal for down type quarks and charged leptons (as in the *MSSM-like* model). Since this assumption is not satisfied in the *Flipped* model, which has suppressed couplings of a to leptons, and in the *Vector-quark* model, in which a does not couple to leptons at tree level, the constraint would be significantly weaker or completely absent in these models.

In the light mass region $m_a \sim 5.5\text{--}14 \text{ GeV}$, CMS has searched for $a \rightarrow \mu^+ \mu^-$ in the context of the Next-to-Minimal Supersymmetric Standard Model [91]. The upper limit on the cross section for the process $pp \rightarrow a \rightarrow \mu^+ \mu^-$ is around 2–4 pb. This translates into a constraint of $g_{Y_a} \sim 2$ in the *MSSM-like* model, where $g_{Y_\ell} = g_{Y_a}$ [88]. The *Flipped* and *Vector-quark* models are not restricted by this constraint due to the smallness or complete absence of leptonic couplings of a .

Let us summarize the most stringent constraints for the three models defined in sec. II (see also the last column in table II below). For the *MSSM-like* model, the most stringent limit comes from $B_s \rightarrow \mu^+ \mu^-$. It rules out the *MSSM-like* model as a UV-completion for our $m_a = 12 \text{ GeV}$ benchmark point, while for the $m_a = 80 \text{ GeV}$ benchmark point, it is a viable possibility. For the *Flipped* model, the coupling between leptons and the pseudoscalar a is suppressed once we are in the large $\tan \beta$ region. But the constraint from $h \rightarrow aa$ still implies that the mixing angle $\sin \theta$ between a and the heavy pseudoscalar A^0 should be very small. If we require that $\tan \beta \lesssim 50$, this disfavors also the *Flipped* model as a UV completion for our $m_a = 12 \text{ GeV}$ benchmark point. At $m_a = 80 \text{ GeV}$, the $h \rightarrow aa$ constraint is absent because the decay is kinematically forbidden. For the *Vector-quark* model, only the perturbativity of the Yukawa couplings involving the heavy quarks, together with the LHC limits on their mass, imposes a very weak constraint $g_{Y_b} \lesssim 20$ [57].

		IceCube		galactic center		e^\pm	diffuse γ	Lab	
		Boosted DM		Secondary ν					
m_a	m_ϕ	$g_{Y_b}^2 g_\chi^2 f_\phi / \tau_\phi$	$g_\chi^2 f_\phi / \tau_\phi$	m_χ	$\langle \sigma v_{\text{rel}} \rangle_{b\bar{b}} f_\chi^2$	$g_\chi^2 f_\phi / \tau_\phi$	$g_\chi^2 f_\phi / \tau_\phi$	Model	g_{Y_b}
[GeV]	[PeV]	$[10^{-26} \text{ s}^{-1}]$	$[10^{-26} \text{ s}^{-1}]$	[GeV]	$[10^{-26} \text{ cm}^3/\text{s}]$	$[10^{-26} \text{ s}^{-1}]$	$[10^{-26} \text{ s}^{-1}]$		
								MSSM-like	$\lesssim 0.3$
12	4.5	0.32	0.44	30	1	$\lesssim 4.4$	$\lesssim 0.76$	Flipped	$\lesssim 0.013 \tan \beta$
								Vector-quark	$\lesssim 20$
								MSSM-like	$\lesssim 3$
80	3.9	2.8	1.2	30	2	$\lesssim 3.5$	$\lesssim 1.44$	Flipped	–
								Vector-quark	$\lesssim 20$

Table II. Summary of constraints on the boosted DM scenario for two different benchmark values for the mass m_a of the pseudoscalar that mediates interactions between the light DM species χ and the SM. Since IceCube sees both the scattering of highly boosted χ particles and secondary neutrinos from $\phi \rightarrow \chi\bar{\chi} + (a \rightarrow b\bar{b})$ decay, the experiment constrains two independent combinations of the pseudoscalar couplings to DM (g_χ) and b quarks (g_{Y_b}), the lifetime of the heavy DM particle, τ_ϕ , and its fractional abundance in the Universe, f_ϕ . Note that we always assume here that a couplings to SM fermions other than the b quark are negligible. Requiring that the galactic center gamma ray excess can be explained constrains the light DM mass m_χ and an additional combination of coupling constants. Further constraints come from secondary e^\pm and γ rays from $\phi \rightarrow \chi\bar{\chi} + (a \rightarrow b\bar{b})$ and from laboratory searches for the pseudoscalar mediator a .

VII. SUMMARY AND CONCLUSION

In summary, we have discussed the possibility that the high energy event excess observed by the IceCube collaboration is explained by the scattering of highly boosted DM particles on atomic nuclei in the detector. We have constructed a simple toy model in which a DM particle ϕ with a mass of order PeV can decay into a much lighter DM species χ . The χ particles, in turn, interact with atomic nuclei through a t -channel mediator a , thus explaining the IceCube signal at PeV energies.

The experimental constraints on this toy model are summarized in table II for two different benchmark values of the pseudoscalar mass m_a . At both benchmark points, we have assumed that the mediator a has significant coupling to b quarks, while its couplings to light quarks and to leptons are suppressed. This is naturally realized in UV-complete models with either an extended Higgs sector or with the introduction of vector-like quarks (see sec. II). The highest energy events in IceCube set the scale for the heavy DM mass m_ϕ and the normalization of the scattering cross section. At lower energy, IceCube is sensitive to the secondary neutrino flux from the 3-body decay $\phi \rightarrow \chi\bar{\chi} + (a \rightarrow b\bar{b})$, see fig. 5. This provides a constraint on the branching ratio for this decay. Since the same decay also leads to secondary electron/positron and gamma ray fluxes, e^\pm and γ ray data from AMS-02, Fermi-LAT, HESS and several air shower arrays provide a constraint on its branching ratio as well. Moreover, the boosted DM scenario is constrained by searches for the new pseudoscalar particle a in flavor physics experiments and at high energy colliders.

We have shown that, besides explaining a population of high energy events in IceCube, the boosted DM scenario can simultaneously also account for the gamma ray excess observed in Fermi-LAT data from the direction of the galactic center. This is possible because the light DM species χ can have a non-negligible thermally produced relic abundance, and can annihilate in the Milky Way today. Fermi-LAT data then identifies a preferred range for the light DM mass m_χ and its couplings to ordinary matter.

The boosted DM scenario shares some features with interpretations of the IceCube data in terms of DM decay directly to SM particles, including neutrinos. First, the morphology of the signal is similar in the two cases, with a mild peak expected in the galactic center region. Moreover, it is worth mentioning that the most recent IceCube data [32] provides a mild hint at a bump-like feature at ~ 80 TeV from the southern sky. Since this is where the galactic center is located, such a bump could be explained by the secondary neutrino flux in the boosted DM scenario. The second common feature between boosted DM and more conventional decaying DM explanations of the IceCube data is the rapid drop of the signal at energies larger than half of the heavy DM mass. With more statistics collected, these features can help to distinguish DM interpretations of the IceCube data from an interpretation in terms of isotropic astrophysical neutrino emission.

A unique feature of the boosted DM scenario is the prediction that, at PeV energies, where the IceCube signal is explained by scattering of boosted DM particles, only shower-like events should be observed. At lower energies ~ 100 TeV, however, where the secondary neutrino flux from the 3-body decay $\phi \rightarrow \chi\bar{\chi} + (a \rightarrow b\bar{b})$ contributes, both shower and track-like events are predicted, with a ratio very similar to the one expected from astrophysical neutrino sources. Between the two populations of events, a mild dip in the energy spectrum is predicted. These features distinguish the boosted DM scenario from astrophysical explanations of the IceCube data and from interpretations in terms of neutrinos from DM decay.

ACKNOWLEDGMENTS

It is a pleasure to thank Carlos Argüelles, Sergio Palomares Ruiz, Hubert Spiesberger and Wei Xue for useful discussions. We also gratefully acknowledge discussions with Stefano Morisi, who independently had the idea of interpreting the high-energy IceCube events as a DM “direct detection” signal. JK and JL are supported by the German Research Foundation (DFG) under Grant No. KO 4820/1–1. JK would like to thank CERN for hospitality during the final stages of this work.

Appendix A: Details on the calculation of effective detector mass

Here, we discuss how we obtain the effective detector mass of IceCube, $M^{\text{NC/CC}}(E_\nu)$ which appears in eq. (5). We use fig. 7 from ref. [1], which shows the effective detector mass as a function of neutrino energy rather than the deposited energy E_{dep} . However, we can exploit the fact that in charged current (CC) interactions of electron neutrinos, all the neutrino energy (including both the energy transferred to the hadronic system and the energy of the produced electron) is deposited in the detector. Electron neutrinos produce shower events very similar to neutrino or DM neutral current scattering, hence we can assume

$$M^{\text{NC}}(E_{\text{dep}}) = M_{\nu_e}^{\text{CC}}(E_\nu)|_{E_\nu=E_{\text{dep}}} . \quad (\text{A1})$$

We have verified the validity of this assumption by checking that we can use $M^{\text{NC}}(E_{\text{dep}})$ obtained this way to reproduce the effective detector mass for NC *neutrino* interactions according to the convolution formula

$$M^{\text{NC}}(E_\nu) = \int_0^{E_\nu} dE_{\text{dep}} M^{\text{NC}}(E_{\text{dep}}) \frac{1}{\sigma_\nu^{\text{NC}}(E_\nu)} \frac{d\sigma_\nu^{\text{NC}}(E_\nu, E_{\text{dep}})}{dE_{\text{dep}}} , \quad (\text{A2})$$

where $d\sigma_\nu^{\text{NC}}(E_\nu, E_{\text{dep}})/dE_{\text{dep}}$ is the differential cross section for NC neutrino interaction and $\sigma_\nu^{\text{NC}}(E_\nu)$ is the corresponding total cross section [92]. In fig. 9, we compare our result for $M^{\text{NC}}(E_\nu)$

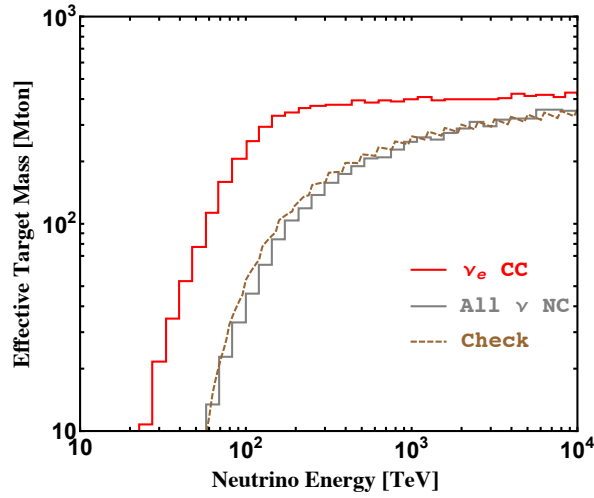


Figure 9. Effective target mass for neutrino interactions in IceCube as a function of the incoming neutrino energy E_ν for CC ν_e (red solid) and NC (gray solid) interactions [1]. The dashed brown line shows our prediction for the effective target mass in the NC case from eq. (A2), which is in excellent agreement with the results from [1].

with the IceCube data (fig. 7 in [1]), and find excellent agreement. Our results are also in agreement with the dedicated fitting result from [29].

-
- [1] **IceCube Collaboration**, M. Aartsen *et al.*, *Evidence for High-Energy Extraterrestrial Neutrinos at the IceCube Detector*, *Science* **342** (2013) 1242856, [1311.5238].
 - [2] A. Kappes (for the IceCube Collaboration), *Exploring the Universe with Very High Energy Neutrinos*, 1501.07798.
 - [3] **IceCube Collaboration**, M. Aartsen *et al.*, *Observation of High-Energy Astrophysical Neutrinos in Three Years of IceCube Data*, *Phys.Rev.Lett.* **113** (2014) 101101, [1405.5303].
 - [4] B. Feldstein, A. Kusenko, S. Matsumoto, and T. T. Yanagida, *Neutrinos at IceCube from Heavy Decaying Dark Matter*, *Phys.Rev.* **D88** (2013), no. 1 015004, [1303.7320].
 - [5] A. Esmaili and P. D. Serpico, *Are IceCube neutrinos unveiling PeV-scale decaying dark matter?*, *JCAP* **1311** (2013) 054, [1308.1105].
 - [6] Y. Bai, R. Lu, and J. Salvado, *Geometric Compatibility of IceCube TeV-PeV Neutrino Excess and its Galactic Dark Matter Origin*, 1311.5864.
 - [7] T. Higaki, R. Kitano, and R. Sato, *Neutrino-ful Universe*, *JHEP* **1407** (2014) 044, [1405.0013].
 - [8] C. Rott, K. Kohri, and S. C. Park, *Superheavy dark matter and IceCube neutrino signals: Bounds on decaying dark matter*, 1408.4575.
 - [9] A. Esmaili, S. K. Kang, and P. D. Serpico, *IceCube events and decaying dark matter: hints and constraints*, *JCAP* **1412** (2014), no. 12 054, [1410.5979].
 - [10] C. S. Fong, H. Minakata, B. Panes, and R. Z. Funchal, *Possible Interpretations of IceCube High-Energy Neutrino Events*, 1411.5318.
 - [11] E. Dudas, Y. Mambrini, and K. A. Olive, *Monochromatic neutrinos generated by dark matter and the seesaw mechanism*, *Phys.Rev.* **D91** (2015), no. 7 075001, [1412.3459].
 - [12] J. Zavala, *Galactic PeV neutrinos from dark matter annihilation*, *Phys.Rev.* **D89** (2014), no. 12 123516, [1404.2932].
 - [13] C.-H. Chen and T. Nomura, *Inert Dark Matter in Type-II Seesaw*, *JHEP* **1409** (2014) 120, [1404.2996].

- [14] Y. Ema, R. Jinno, and T. Moroi, *Cosmic-Ray Neutrinos from the Decay of Long-Lived Particle and the Recent IceCube Result*, *Phys.Lett.* **B733** (2014) 120–125, [1312.3501].
- [15] Y. Ema, R. Jinno, and T. Moroi, *Cosmological Implications of High-Energy Neutrino Emission from the Decay of Long-Lived Particle*, *JHEP* **1410** (2014) 150, [1408.1745].
- [16] A. Bhattacharya, R. Gandhi, and A. Gupta, *Astrophysical neutrinos, PeV events at IceCube, and the Direct Detection of Dark Matter*, 1407.3280.
- [17] K. Agashe, Y. Cui, L. Necib, and J. Thaler, *(In)direct Detection of Boosted Dark Matter*, *JCAP* **1410** (2014), no. 10 062, [1405.7370].
- [18] **Super-Kamiokande Collaboration**, Y. Fukuda *et al.*, *The Super-Kamiokande detector*, *Nucl.Instrum.Meth.* **A501** (2003) 418–462.
- [19] K. Abe, T. Abe, H. Aihara, Y. Fukuda, Y. Hayato, *et al.*, *Letter of Intent: The Hyper-Kamiokande Experiment — Detector Design and Physics Potential —*, 1109.3262.
- [20] **IceCube-PINGU Collaboration**, M. Aartsen *et al.*, *Letter of Intent: The Precision IceCube Next Generation Upgrade (PINGU)*, 1401.2046.
- [21] J. Berger, Y. Cui, and Y. Zhao, *Detecting Boosted Dark Matter from the Sun with Large Volume Neutrino Detectors*, *JCAP* **1502** (2015), no. 02 005, [1410.2246].
- [22] K. Kong, G. Mohlabeng, and J.-C. Park, *Boosted Dark Matter Signals Uplifted with Self-Interaction*, 1411.6632.
- [23] W. Detmold, M. McCullough, and A. Pochinsky, *Dark Nuclei I: Cosmology and Indirect Detection*, *Phys.Rev.* **D90** (2014), no. 11 115013, [1406.2276].
- [24] J. F. Cherry, M. T. Frandsen, and I. M. Shoemaker, *On the Direct Detection of Dark Matter Annihilation*, 1501.03166.
- [25] C.-Y. Chen, P. Bhupal Dev, and A. Soni, *Standard model explanation of the ultrahigh energy neutrino events at IceCube*, *Phys.Rev.* **D89** (2014), no. 3 033012, [1309.1764].
- [26] O. Mena, S. Palomares-Ruiz, and A. C. Vincent, *Flavor Composition of the High-Energy Neutrino Events in IceCube*, *Phys.Rev.Lett.* **113** (2014), no. 9 091103, [1404.0017].
- [27] S. Palomares-Ruiz, O. Mena, and A. C. Vincent, *On the flavor composition of the high-energy neutrinos in IceCube*, 1411.2998.
- [28] A. Watanabe, *A flavored model of astrophysical neutrinos in IceCube*, 1412.8264.
- [29] S. Palomares-Ruiz, A. C. Vincent, and O. Mena, *Spectral analysis of the high-energy IceCube neutrinos*, 1502.02649.
- [30] A. Palladino, G. Pagliaroli, F. Villante, and F. Vissani, *Which is the flavor of cosmic neutrinos seen by IceCube?*, 1502.02923.
- [31] **IceCube Collaboration**, M. Aartsen *et al.*, *Flavor Ratio of Astrophysical Neutrinos above 35 TeV in IceCube*, 1502.03376.
- [32] **IceCube Collaboration**, M. Aartsen *et al.*, *Atmospheric and astrophysical neutrinos above 1 TeV interacting in IceCube*, *Phys.Rev.* **D91** (2015), no. 2 022001, [1410.1749].
- [33] L. Goodenough and D. Hooper, *Possible Evidence For Dark Matter Annihilation In The Inner Milky Way From The Fermi Gamma Ray Space Telescope*, 0910.2998.
- [34] D. Hooper and L. Goodenough, *Dark Matter Annihilation in The Galactic Center As Seen by the Fermi Gamma Ray Space Telescope*, *Phys.Lett.* **B697** (2011) 412–428, [1010.2752].
- [35] T. Daylan, D. P. Finkbeiner, D. Hooper, T. Linden, S. K. N. Portillo, *et al.*, *The Characterization of the Gamma-Ray Signal from the Central Milky Way: A Compelling Case for Annihilating Dark Matter*, 1402.6703.
- [36] **Planck Collaboration**, P. Ade *et al.*, *Planck 2013 results. XVI. Cosmological parameters*, 1303.5076.
- [37] **AMS Collaboration**, M. Aguilar *et al.*, *First Result from the Alpha Magnetic Spectrometer on the International Space Station: Precision Measurement of the Positron Fraction in Primary Cosmic Rays of 0.5–350 GeV*, *Phys.Rev.Lett.* **110** (2013), no. 14 141102.
- [38] **AMS Collaboration**, L. Accardo *et al.*, *High Statistics Measurement of the Positron Fraction in Primary Cosmic Rays of 0.5–500 GeV with the Alpha Magnetic Spectrometer on the International Space Station*, *Phys.Rev.Lett.* **113** (2014), no. 12 121101.
- [39] **AMS Collaboration**, M. Aguilar *et al.*, *Electron and Positron Fluxes in Primary Cosmic Rays Measured with the Alpha Magnetic Spectrometer on the International Space Station*, *Phys.Rev.Lett.* **113** (2014) 121102.

- [40] **Fermi LAT Collaboration**, M. Ackermann *et al.*, *Fermi LAT observations of cosmic-ray electrons from 7 GeV to 1 TeV*, *Phys.Rev.* **D82** (2010) 092004, [1008.3999].
- [41] **HESS Collaboration**, F. Aharonian *et al.*, *The energy spectrum of cosmic-ray electrons at TeV energies*, *Phys.Rev.Lett.* **101** (2008) 261104, [0811.3894].
- [42] **HESS Collaboration**, F. Aharonian *et al.*, *Probing the ATIC peak in the cosmic-ray electron spectrum with H.E.S.S.*, *Astron.Astrophys.* **508** (2009) 561, [0905.0105].
- [43] **Fermi LAT Collaboration**, M. Ackermann *et al.*, *The spectrum of isotropic diffuse gamma-ray emission between 100 MeV and 820 GeV*, 1410.3696.
- [44] **HESS Collaboration**, A. Abramowski *et al.*, *Diffuse Galactic gamma-ray emission with H.E.S.S.*, *Phys.Rev.* **D90** (2014), no. 12 122007, [1411.7568].
- [45] **Planck Collaboration**, P. Ade *et al.*, *Planck 2015 results. XIII. Cosmological parameters*, 1502.01589.
- [46] C. Boehm, M. J. Dolan, C. McCabe, M. Spannowsky, and C. J. Wallace, *Extended gamma-ray emission from Coy Dark Matter*, *JCAP* **1405** (2014) 009, [1401.6458].
- [47] A. Berlin, D. Hooper, and S. D. McDermott, *Simplified Dark Matter Models for the Galactic Center Gamma-Ray Excess*, *Phys.Rev.* **D89** (2014), no. 11 115022, [1404.0022].
- [48] M. J. Dolan, C. McCabe, F. Kahlhoefer, and K. Schmidt-Hoberg, *A taste of dark matter: Flavour constraints on pseudoscalar mediators*, 1412.5174.
- [49] C. Arina, E. Del Nobile, and P. Panci, *Dark Matter with Pseudoscalar-Mediated Interactions Explains the DAMA Signal and the Galactic Center Excess*, *Phys.Rev.Lett.* **114** (2015) 011301, [1406.5542].
- [50] S. Ipek, D. McKeen, and A. E. Nelson, *A Renormalizable Model for the Galactic Center Gamma Ray Excess from Dark Matter Annihilation*, *Phys.Rev.* **D90** (2014), no. 5 055021, [1404.3716].
- [51] G. Branco, P. Ferreira, L. Lavoura, M. Rebelo, M. Sher, *et al.*, *Theory and phenomenology of two-Higgs-doublet models*, *Phys.Rept.* **516** (2012) 1–102, [1106.0034].
- [52] V. Barger, J. L. Hewett, and R. J. N. Phillips, *New constraints on the charged higgs sector in two-higgs-doublet models*, *Phys. Rev. D* **41** (Jun, 1990) 3421–3441.
- [53] Y. Grossman, *Phenomenology of models with more than two Higgs doublets*, *Nucl.Phys.* **B426** (1994) 355–384, [hep-ph/9401311].
- [54] A. Akeroyd, *Nonminimal neutral Higgs bosons at LEP-2*, *Phys.Lett.* **B377** (1996) 95–101, [hep-ph/9603445].
- [55] M. Aoki, S. Kanemura, K. Tsumura, and K. Yagyu, *Models of Yukawa interaction in the two Higgs doublet model, and their collider phenomenology*, *Phys.Rev.* **D80** (2009) 015017, [0902.4665].
- [56] R. M. Barnett, G. Senjanović, and D. Wyler, *Tracking down higgs scalars with enhanced couplings*, *Phys. Rev. D* **30** (Oct, 1984) 1529–1541.
- [57] E. Izaguirre, G. Krnjaic, and B. Shuve, *The Galactic Center Excess from the Bottom Up*, *Phys.Rev.* **D90** (2014), no. 5 055002, [1404.2018].
- [58] A. Esmaili, A. Ibarra, and O. L. Peres, *Probing the stability of superheavy dark matter particles with high-energy neutrinos*, *JCAP* **1211** (2012) 034, [1205.5281].
- [59] **NNPDF Collaboration**, R. D. Ball *et al.*, *A Determination of parton distributions with faithful uncertainty estimation*, *Nucl.Phys.* **B809** (2009) 1–63, [0808.1231].
- [60] **CTEQ Collaboration**, H. Lai *et al.*, *Global QCD analysis of parton structure of the nucleon: CTEQ5 parton distributions*, *Eur.Phys.J.* **C12** (2000) 375–392, [hep-ph/9903282].
- [61] M. Cirelli, G. Corcella, A. Hektor, G. Hutsi, M. Kadastik, *et al.*, *PPPC 4 DM ID: A Poor Particle Physicist Cookbook for Dark Matter Indirect Detection*, *JCAP* **1103** (2011) 051, [1012.4515].
- [62] J. Liu, N. Weiner, and W. Xue, *Signals of a Light Dark Force in the Galactic Center*, 1412.1485.
- [63] K. Griest and M. Kamionkowski, *Unitarity limits on the mass and radius of dark-matter particles*, *Phys. Rev. Lett.* **64** (Feb, 1990) 615–618.
- [64] T. Moroi, M. Yamaguchi, and T. Yanagida, *On the solution to the Polonyi problem with 0 (10-TeV) gravitino mass in supergravity*, *Phys.Lett.* **B342** (1995) 105–110, [hep-ph/9409367].
- [65] M. Kawasaki, T. Moroi, and T. Yanagida, *Constraint on the reheating temperature from the decay of the Polonyi field*, *Phys.Lett.* **B370** (1996) 52–58, [hep-ph/9509399].
- [66] T. Moroi and L. Randall, *Wino cold dark matter from anomaly mediated SUSY breaking*, *Nucl.Phys.* **B570** (2000) 455–472, [hep-ph/9906527].
- [67] K. Harigaya, M. Kawasaki, K. Mukaida, and M. Yamada, *Dark Matter Production in Late Time Reheating*, *Phys.Rev.* **D89** (2014), no. 8 083532, [1402.2846].

- [68] Y. Daikoku and H. Okada, *PeV Scale Right Handed Neutrino Dark Matter in S_4 Flavor Symmetric extra $U(1)$ model*, 1502.07032.
- [69] **Particle Data Group Collaboration**, K. Olive *et al.*, *Review of Particle Physics*, *Chin.Phys.* **C38** (2014) 090001.
- [70] J. F. Navarro, C. S. Frenk, and S. D. White, *The Structure of cold dark matter halos*, *Astrophys.J.* **462** (1996) 563–575, [astro-ph/9508025].
- [71] T. Delahaye, R. Lineros, F. Donato, N. Fornengo, and P. Salati, *Positrons from dark matter annihilation in the galactic halo: Theoretical uncertainties*, *Phys.Rev.* **D77** (2008) 063527, [0712.2312].
- [72] E. A. Baltz and J. Edsjo, *Positron propagation and fluxes from neutralino annihilation in the halo*, *Phys.Rev.* **D59** (1998) 023511, [astro-ph/9808243].
- [73] I. Moskalenko and A. Strong, *Production and propagation of cosmic ray positrons and electrons*, *Astrophys.J.* **493** (1998) 694–707, [astro-ph/9710124].
- [74] M. Ahlers and K. Murase, *Probing the Galactic Origin of the IceCube Excess with Gamma-Rays*, *Phys.Rev.* **D90** (2014), no. 2 023010, [1309.4077].
- [75] **IceCube Collaboration Collaboration**, M. Aartsen *et al.*, *Search for Galactic PeV Gamma Rays with the IceCube Neutrino Observatory*, *Phys.Rev.* **D87** (2013), no. 6 062002, [1210.7992].
- [76] M. Cirelli, E. Moulin, P. Panci, P. D. Serpico, and A. Viana, *Gamma ray constraints on Decaying Dark Matter*, *Phys.Rev.* **D86** (2012) 083506, [1205.5283].
- [77] G. Schatz, F. Fessler, T. Antoni, W. Apel, F. Badea, *et al.*, *Search for extremely high energy gamma rays with the KASCADE experiment*, . Contribution to the 28th International Cosmic Ray Conference 2003 in Tsukuba, Japan.
- [78] **GRAPES-3 Collaboration**, M. M. *et al.*, *Proceedings of the 31st International Cosmic Ray Conference, Lodz, 1, 359-362*, .
- [79] R. M. Martirosov, S. V. Ter-Antonyan, A. D. Erlykin, A. P. Garyaka, N. M. Nikolskaya, *et al.*, *Galactic diffuse gamma-ray flux at the energy about 175 TeV*, 0905.3593. Contribution to the 31st International Cosmic Ray Conference, Lodz, 2009.
- [80] S. Profumo and T. E. Jeltema, *Extragalactic Inverse Compton Light from Dark Matter Annihilation and the Pamela Positron Excess*, *JCAP* **0907** (2009) 020, [0906.0001].
- [81] M. S. Longair, *High Energy Astrophysics: Volume 1, Particles, Photons and their Detection*. Cambridge University Press, New York, second ed., 1992.
- [82] A. L. Fitzpatrick, W. Haxton, E. Katz, N. Lubbers, and Y. Xu, *The Effective Field Theory of Dark Matter Direct Detection*, 1203.3542.
- [83] D. Tucker-Smith and N. Weiner, *Inelastic dark matter*, *Phys.Rev.* **D64** (2001) 043502, [hep-ph/0101138].
- [84] W. Skiba and J. Kalinowski, *$B_s \rightarrow \tau^+ \tau^-$ decay in a two Higgs doublet model*, *Nucl.Phys.* **B404** (1993) 3–19.
- [85] **ATLAS Collaboration**, *Combined coupling measurements of the Higgs-like boson with the ATLAS detector using up to 25 fb^{-1} of proton-proton collision data*, .
- [86] **CMS Collaboration**, *Combination of standard model Higgs boson searches and measurements of the properties of the new boson with a mass near 125 GeV*, .
- [87] **ALEPH Collaboration, DELPHI Collaboration, L3 Collaboration, OPAL Collaboration, LEP Working Group for Higgs Boson Searches Collaboration**, S. Schael *et al.*, *Search for neutral MSSM Higgs bosons at LEP*, *Eur.Phys.J.* **C47** (2006) 547–587, [hep-ex/0602042].
- [88] J. Kozaczuk and T. A. W. Martin, *Extending LHC Coverage to Light Pseudoscalar Mediators and Coy Dark Sectors*, 1501.07275.
- [89] **ATLAS Collaboration**, G. Aad *et al.*, *Search for direct third-generation squark pair production in final states with missing transverse momentum and two b-jets in $\sqrt{s} = 8 \text{ TeV}$ pp collisions with the ATLAS detector*, *JHEP* **1310** (2013) 189, [1308.2631].
- [90] **CMS Collaboration**, *Search for direct production of bottom squark pairs*, .
- [91] **CMS Collaboration**, S. Chatrchyan *et al.*, *Search for a light pseudoscalar Higgs boson in the dimuon decay channel in pp collisions at $\sqrt{s} = 7 \text{ TeV}$* , *Phys.Rev.Lett.* **109** (2012) 121801, [1206.6326].
- [92] R. Gandhi, C. Quigg, M. H. Reno, and I. Sarcevic, *Ultra-high-energy neutrino interactions*, *Astropart.Phys.* **5** (1996) 81–110, [hep-ph/9512364].