

Evidence for Gamma-ray Emission from the Newly Discovered Dwarf Galaxy Reticulum 2

Alex Geringer-Sameth* and Matthew G. Walker†
*McWilliams Center for Cosmology, Department of Physics,
Carnegie Mellon University, Pittsburgh, PA 15213, USA*

Savvas M. Koushiappas‡
Department of Physics, Brown University, Providence, RI 02912, USA

Sergey E. Kopusov, Vasily Belokurov, Gabriel Torrealba, and N. Wyn Evans
Institute of Astronomy, University of Cambridge, Cambridge, CB3 0HA, UK
(Dated: May 30, 2022)

We present a search for γ -ray emission from the direction of the newly discovered dwarf galaxy Reticulum 2. Using Fermi-LAT data, we detect a signal that exceeds expected backgrounds between $\sim 2 - 10$ GeV and is consistent with annihilation of dark matter for particle masses less than a few $\times 10^2$ GeV. Modeling the background as a Poisson process based on Fermi-LAT diffuse models, and taking into account trials factors, we detect emission with p -value less than 9.8×10^{-5} ($> 3.7\sigma$). An alternative, model-independent treatment of background reduces the significance, raising the p -value to 9.7×10^{-3} (2.3σ). Even in this case, however, Reticulum 2 has the most significant γ -ray signal of any known dwarf galaxy. If Reticulum 2 has a dark matter halo that is similar to those inferred for other nearby dwarfs, the signal is consistent with the s -wave relic abundance cross section for annihilation.

PACS numbers: 95.35.+d, 98.80.-k, 95.55.Ka, 98.56.Wm

Dark matter's non-gravitational interactions have profound implications for particle physics beyond the Standard Model, motivating searches for high-energy photons produced via annihilation. The search for γ -rays in dwarf galaxies [e.g. 1–20] provides an alternative to searches in regions that enjoy superior statistics but suffer from complicated backgrounds (e.g. the Galactic center [21–31]). The observed stellar kinematics of dwarf galaxies imply gravitational potentials dominated by dark matter [32–35]. Many of these objects are nearby, are located at high galactic latitudes far from complicated emission regions, and possess no known astrophysical γ -ray sources. Previous studies of dwarf galaxies have found no significant γ -ray emission, setting strong limits on the cross section for dark matter annihilation [7, 11–14, 17, 36–41].

Using photometric data from the Dark Energy Survey (DES) [42], Kopusov et al. [43] and the Dark Energy Survey (DES) have recently announced the discovery of several low-luminosity Milky-Way satellites in the Southern sky. Kopusov et al. [43] report 9 new objects. One of these, Reticulum 2 (Ret2), at a distance of 30 kpc, is the nearest dwarf galaxy after Segue 1 (Segue 1, 23 kpc) and Sagittarius (24 kpc). Ret2 is ~ 3 times more luminous than Seg1, suggesting that its dark matter halo may be more massive than Seg1's and making Ret2 an attractive place to search for a dark matter annihilation signal.

Reticulum 2 occupies a near-ideal location for γ -ray analysis: 49.7° below the Galactic plane and far from known γ -ray emitting sources (the closest source in the 3rd Fermi Catalog [44] is 2.9° away). At energies above 1 GeV the γ -ray point spread function is significantly less

than 1° , making source contamination unlikely. Of the nearby dwarfs, only Seg1 is further from known sources. The interstellar emission model provided by the Fermi Collaboration shows that emission from diffuse processes is relatively uniform within 10° of Ret2.

We use Fermi-LAT data [45] collected between August 8, 2008 and February 6, 2015. Using the publicly available `Fermi Science Tools` (<http://fermi.gsfc.nasa.gov/ssc/>) (version v9r33p0), we extract Pass 7 Reprocessed SOURCE class events within 10° of Ret2 using `gtselect` with `zmax=100`, and find good time intervals with `gtmkttime` with filter `DATA_QUAL==1 && LAT_CONFIG==1` and `roicut=no`. The PSF and exposure in the direction of Ret2 are found by running `gtselect` with a radius of 0.5° , `gtmkttime` with `roicut=yes`, `gtltcube` with default options, and `gtpsfs` (with 17 log-spaced energies between 133.3 MeV and 1.333 TeV, `thetamax=10`, and `ntheta=500`).

The search for annihilation is based on event weighting as discussed in [41]. The search suffers minimal loss in sensitivity when including only events within 0.5° of a dwarf galaxy and with energies above 1 GeV (see Figs. 3–5 of [41]). We adhere to these criteria in this analysis and define a region of interest (ROI) as a region of radius 0.5° containing events between 1–300 GeV. Gamma-ray sources from the 3rd Fermi Catalog are assigned masks of at least 0.8° (the approximate PSF at 1 GeV).

Figure 1 shows the energy spectrum derived from an ROI centered on Ret2 (red points). Error bars indicate standard Poisson confidence intervals [e.g. 46] on the mean counts in each bin (5 bins per

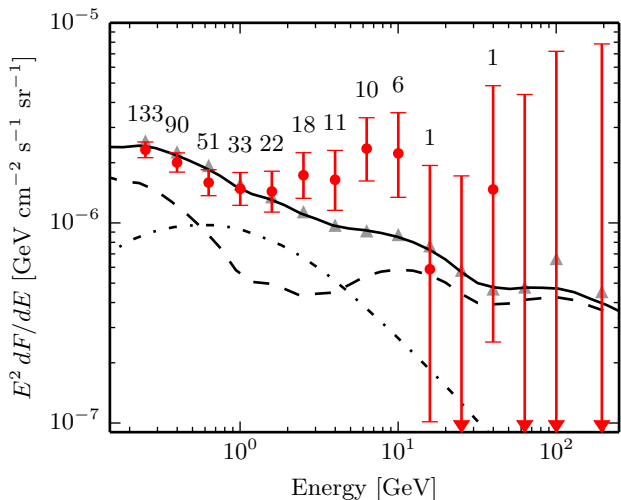


FIG. 1: Energy spectrum of events detected within 0.5° of Ret2 (red points), with Poisson error bars. The number of events detected in each energy bin is shown. Two background estimates are shown: 1) the sum (solid black) of the Fermi Collaboration’s models for isotropic (dashed) and galactic diffuse (dot dash) emission at the location of Ret2, and 2) the average intensity (gray triangles) within 3306 ROIs that lie within 10° of Ret2 and overlap neither known sources nor the ROI centered on Ret2.

decade between 0.2 GeV and 300 GeV). The figure also shows two estimates of background. First, the solid black line represents a two-component background model that is derived by the Fermi collaboration (<http://fermi.gsfc.nasa.gov/ssc/data/access/lat/BackgroundModels.html>). It is the sum of the isotropic spectrum `iso_source_v05.txt` (dashed black line) and the diffuse interstellar emission model `gll_iem_v05_rev1.fit` (dot dashed). The latter is averaged over the 1° region surrounding Ret2 (we confirmed that the curve does not change for any choice of radius within 5°). Second, gray triangles indicate an empirical estimate of background, showing the average intensity within 3306 ROIs that fall within 10° of Ret2 and do not overlap with any source masks, the central ROI, or the boundary of the 10° region (see Fig. 3, right panel). The two estimates of background show good agreement. *Between 2 GeV and 10 GeV, the spectrum from Ret2 clearly rises above the expected background.*

To derive a detection significance we employ the following method (see [41] for details). Each event in the ROI is assigned a weight $w(E, \theta)$ based on its energy E and angular separation θ from the ROI center. The test statistic $T = \sum w(E_i, \theta_i)$ is the sum of the weights of all events in the ROI, with larger values of T providing evidence of a signal. In this approach, the most powerful weight function for testing the background-only hypothesis is given by $w(E, \theta) = \log[1 + s(E, \theta)/b(E, \theta)]$, where $s(E, \theta)$ is the expected number (in a small $dE, d\theta$ range) of events due

to dark matter annihilation for the alternative hypothesis (signal) and $b(E, \theta)$ is the expected number from all other sources (background).

The expected signal depends on the dark matter particle properties (mass M , annihilation cross section $\langle\sigma v\rangle$), the dark matter content of the dwarf galaxy (parameterized here by the single quantity J [e.g. 47]), and the detector response (exposure ϵ and PSF):

$$\frac{s(E, \theta)}{dE d\theta} = \frac{\langle\sigma v\rangle J}{8\pi M^2} \frac{dN_f(E)}{dE} \times \epsilon(E) \text{PSF}(\theta|E) 2\pi \sin(\theta). \quad (1)$$

For annihilation into a final state f , dN_f/dE is the number of γ -rays produced (per interval dE) per annihilation. We adopt the annihilation spectra of Cirelli et al. [48], which include electroweak corrections [49]. Note that the unknown J value is exactly degenerate with $\langle\sigma v\rangle$.

We quantify the signal’s significance by calculating its p -value: the probability that background could generate events with a total weight greater than the one observed for the ROI centered on Ret2. We also quote “ σ values”, $\text{CDF}^{-1}(1 - p)$, using the standard normal CDF.

First we compute significance by modeling the background in the central ROI as an isotropic Poisson process. This procedure is justified by Ret2’s location in a quiet region that is far from known sources and strong gradients (see Fig. 3, right panel). Specifically, we assume that 1) the number of background events within 0.5° of Ret2 is a Poisson variable, 2) background events are distributed isotropically, and 3) their energies are independent draws from a given spectrum. Under these assumptions the test statistic is a compound Poisson variate whose PDF we can calculate for any weight function and any adopted background spectrum [41]. There is no assumption that the PDF follows an asymptotic form such as χ^2 .

We consider four possible energy spectra for the background $b(E, \theta)$. The first two are sums of the Fermi Collaboration’s isotropic and galactic-diffuse models, where the latter is averaged within either 1° or 2° of Ret2. We refer to these spectra as ‘Diffuse 1’ (this is the same background model shown in Fig. 1) and ‘Diffuse 2’. The third is an empirically-derived spectrum (‘Empirical 1’) using events between 1° and 5° from Ret2 (excluding masked sources). Below 10 GeV, this spectrum is a kernel density estimate, with each event replaced by a Gaussian with width 20% of its energy. Above 10 GeV we fit a power law with exponential cutoff. Finally, we bin the same events (30 bins between 0.2 GeV and 1 TeV) in order to construct a fourth possible background spectrum (‘Empirical 2’), where the intensity between bin centers is found by linear interpolation in $\log(\text{intensity})$. Figure 2 shows significance of the detected γ -ray signal from Ret2 for various annihilation channels and for each background model. In every case, the significance peaks above 4σ , with little dependence on choice of background spectrum.

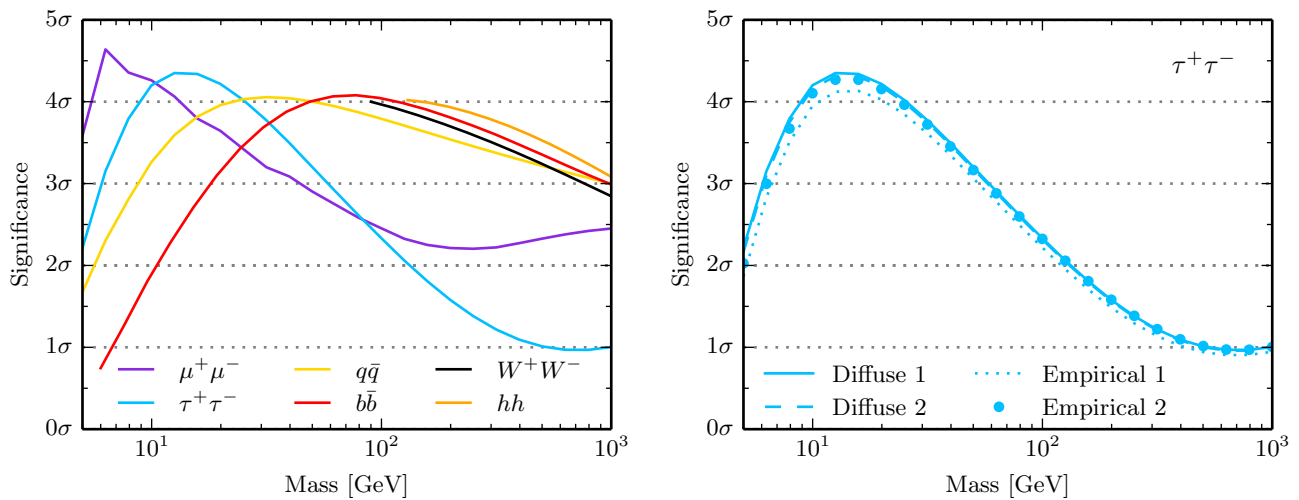


FIG. 2: Significance of the γ -ray excess in the direction of Reticulum 2 as a function of dark matter particle mass. *Left*: Curves correspond to the result of the search in various channels (i.e. using different ways of weighting events) using background model Diffuse 1. The curve for e^+e^- is similar to $\mu^+\mu^-$, ZZ is similar to W^+W^- , and q represents u, d, c, s quarks and gluons. *Right*: Significance in the $\tau^+\tau^-$ channel for four different background models (see text).

However, it is important to consider a “trials factor” to account for the fact that we are searching for dark matter particles of any mass. As shown in Fig. 6 of [41], the search is not particularly sensitive to the particle mass used in the weight function: ~ 3 trial masses suffice if the true mass is between 10 GeV and 1 TeV for the $b\bar{b}$ and $\tau^+\tau^-$ channels. Nonetheless, we quantify the trials factor by simulating large numbers of ROIs under the Diffuse 1 model. A p -value is found at each trial mass and the minimum of these p_m is recorded for each simulated ROI. The “global” p -value p_{global} is the fraction of simulated ROIs with p_m less than that observed in Ret2. Simulating ~ 30 million background ROIs, we find $p_{\text{global}} = 9.8 \times 10^{-5}$ for $b\bar{b}$ and $p_{\text{global}} = 4.2 \times 10^{-5}$ for $\tau^+\tau^-$. Note that the trials factor may have a more significant effect for a lighter final state (e.g., electrons).

Following [11, 38, 41], we also consider an entirely different procedure for computing significance. Under this second procedure, we construct the PDF of T due to background by making a histogram of T values for ROIs distributed over the region surrounding the dwarf. This procedure is model-independent and automatically accounts for non-Poisson background processes (e.g., due to unresolved sources), an effect examined by several groups [11, 19, 40, 41, 50–52].

The left-hand panel of Fig. 3 shows the significance of Ret2’s signal as calculated following the model-independent procedure. Compared with the Poisson-process model for background (see above), this procedure assigns less significance to Ret2’s γ -ray signal (in accord with [19, 40, 41]). For example, when searching for a 25 GeV particle annihilating to $\tau^+\tau^-$, eight of 3306 background ROIs have T -values larger than Ret2’s (2.8σ ; other channels show similar reductions in significance).

A trials factor for the model-independent approach is found by counting the number of background ROIs which have T values among the top n for any mass considered (n is the rank of the central ROI at the most significant mass). For annihilation into $\tau^+\tau^-$, $n = 9$ and there are 32 such ROIs, giving a global p -value of $32/3306 = 0.0097$ (2.3σ). The same global significance is found by computing what fraction of simulated Poisson background ROIs have p -value less than $8/3306$.

The application of this model-independent procedure to Ret2 reveals its fundamental limitation: a strong signal necessarily implies that very few background ROIs have T larger than that of the object of interest. Thus, poor sampling of the large- T tail prevents a robust calculation of significance for the Ret2 signal. For example, had we used a 5° background region instead of 10° , zero background ROIs would have given a T value larger than Ret2. In any case, this procedure clearly identifies Ret2’s as the most tantalizing γ -ray signal from any known dwarf galaxy (left-hand panel of Fig. 3).

If the γ -ray signal is interpreted as dark matter, we perform a simple exploration of the allowed parameter space. As shown in [41], for the two parameters M and $\langle\sigma v\rangle$, the likelihood ratio is related to T :

$$\log \frac{L(\text{data} | (M, \langle\sigma v\rangle) + \text{bg})}{L(\text{data} | \text{bg})} = T - \int_{E, \theta} s(E, \theta), \quad (2)$$

where the integral is the expected number of events in the ROI due to dark matter annihilation. We denote the right-hand side as $\lambda(M, \langle\sigma v\rangle)$. Maximizing $\lambda(M, \langle\sigma v\rangle)$ yields the maximum likelihood estimate $\widehat{M}, \widehat{\langle\sigma v\rangle}$. The difference $2\lambda(\widehat{M}, \widehat{\langle\sigma v\rangle}) - 2\lambda(M, \langle\sigma v\rangle)$ is distributed as a χ^2 variable with 2 degrees of freedom [53] when $M, \langle\sigma v\rangle$

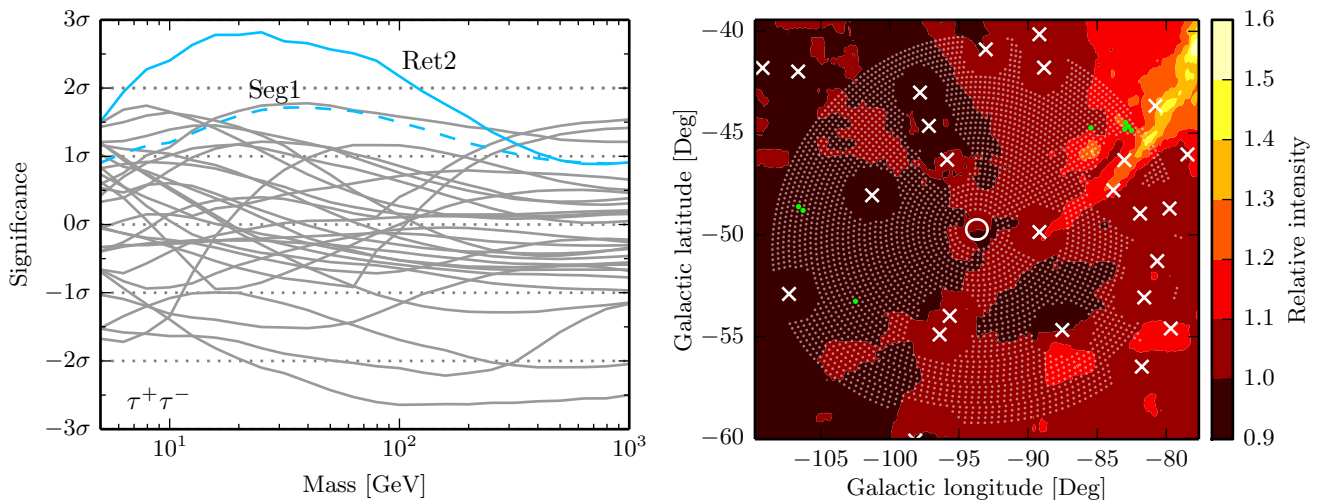


FIG. 3: *Left*: Significance of γ -ray detection for annihilation into $\tau^+\tau^-$ for various masses, calculated using the model-independent procedure of [41]. Solid and dashed blue lines correspond to Ret2 and Seg1 (another attractive nearby target). Gray curves correspond to the collection of dwarfs used in [41] as well as the 8 other newly discovered DES dwarfs. *Right*: The Fermi isotropic+diffuse model intensity near Ret2. The color corresponds to intensity normalized to the value in the direction of Ret2 (at an energy of 8 GeV — other energies are similar). A 0.5° ROI is shown at the center and the small dots show the centers of the ROIs used for the empirical background estimation. White \times 's mark the locations of known γ -ray sources. Green circles are the ROIs which have a test statistic larger than that in the central ROI (when searching for a 25 GeV particle annihilating to $\tau^+\tau^-$).

are the true values of the mass and cross section. Therefore, regions of $(M, \langle\sigma v\rangle)$ space where this difference is less than 2.3, 6.2, and 11.8 constitute 68.2%, 95.4%, and 99.7% confidence regions. The χ^2 behavior holds only for large sample sizes and it is not clear if that assumption is valid here. In particular, for annihilation into electrons or muons, where low masses are preferred, there are very few events above 1 GeV but below the dark matter mass.

Figure 4 shows the derived constraints on the product $J\langle\sigma v\rangle$ for a number of representative channels. Although we cannot make a direct measurement of the cross section, the constraints on $J\langle\sigma v\rangle$, combined with existing upper limits on $\langle\sigma v\rangle$, allow us to make a *prediction* for the dark matter content of Ret2 which must hold if the γ -ray emission is due to annihilating dark matter. In the $\tau^+\tau^-$ channel, for example, the limits from [41] yield $\log_{10} J \gtrsim 19.6 \pm 0.3$ (compare with Seg1, which has $\log_{10} J = 19.3 \pm 0.3$ [47]).

While Ret2's γ -ray signal is tantalizing, it would be premature to conclude it has a dark matter origin. Among alternative explanations, perhaps the most mundane is the possibility that an extragalactic source lies in the same direction. Searching the BZCAT [54] and CRATES [55] catalogs reveals a CRATES quasar (J033553-543026) that is 0.46° from Ret2. Further work must be done to determine whether this particular source contributes to the emission, though we note that flat spectrum radio quasars rarely have a spectral index less than 2 [56]. One of the much-discussed astrophysical explanations for the apparent Galactic Center excess is

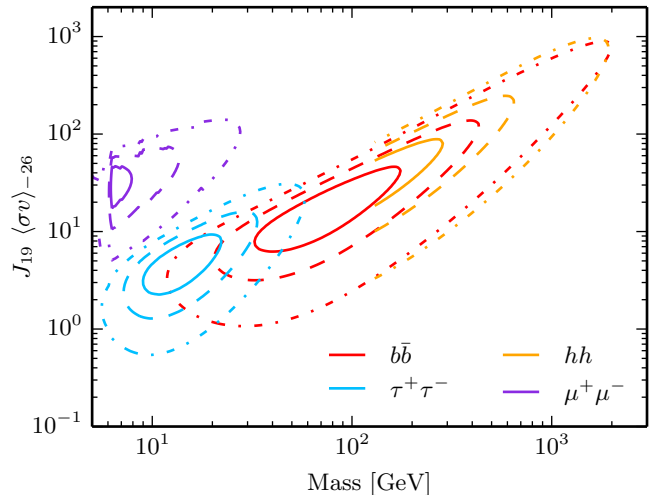


FIG. 4: An exploration of a dark matter interpretation of the observed γ -ray excess for four representative annihilation channels. $J = J_{19} 10^{19} \text{GeV}^2 \text{cm}^{-5}$ and $\langle\sigma v\rangle = \langle\sigma v\rangle_{-26} 10^{-26} \text{cm}^3 \text{sec}^{-1}$. Currently the data constrain only the product of $J\langle\sigma v\rangle$ since the dark matter content of Reticulum 2 is currently unknown. Contours represent 68%, 95%, and 99.7% confidence regions. Note that this figure does not quantify which annihilation channel is preferred by the data, i.e. which channel provides the best fit to the γ -ray spectrum.

millisecond pulsars [24, 26, 57–61]. In the case of Ret2, it is the high-energy behavior which disfavors a pulsar model, as millisecond pulsars exhibit an exponential cut-off at around 2.5 to 4 GeV [26, 30, 61–64]. Alternatively,

high-energy cosmic ray production could potentially arise in the vicinity of young massive stars. Upcoming photometric and spectroscopic analysis of Ret2 will check this possibility.

Thorough explorations of the diffuse background, the γ -ray events toward Ret2, properties of Ret2's dark matter halo, and any coincident sources will prove crucial to confirming or ruling out the dark matter interpretation. Fermi's upcoming Pass 8 data reduction [65, 66] will improve every aspect of the instrument response, allowing for a more sensitive analysis of Ret2 and other known and as-yet-unknown Milky Way companions. Understanding the γ -ray emission, along with the analysis of Ret2 as a galaxy embedded in a dark matter halo, may provide a long-sought avenue for the characterization of dark matter particles.

AGS gratefully acknowledges helpful discussions with Sukhdeep Singh. MGW is supported by NSF grants AST-1313045 and AST-1412999. SMK is supported by DOE DE-SC0010010, NSF PHYS-1417505, and NASA NNX13AO94G. The research leading to these results has received support from the European Research Council under the European Union's Seventh Framework Program (FP/2007-2013) ERC Grant Agreement no. 308024.

* Electronic address: alexgs@cmu.edu

† Electronic address: mgwalker@andrew.cmu.edu

‡ Electronic address: koushiappas@brown.edu

- [1] G. Lake, *Nature* **346**, 39 (1990).
- [2] E. A. Baltz and L. Wai, *Phys. Rev. D* **70**, 023512 (2004), astro-ph/0403528.
- [3] L. Bergström and D. Hooper, *Phys. Rev. D* **73**, 063510 (2006), hep-ph/0512317.
- [4] S. Colafrancesco, S. Profumo, and P. Ullio, *Phys. Rev. D* **75**, 023513 (2007), astro-ph/0607073.
- [5] S. Profumo and M. Kamionkowski, *J. Cosmology Astropart. Phys.* **3**, 003 (2006), astro-ph/0601249.
- [6] L. E. Strigari, S. M. Koushiappas, J. S. Bullock, and M. Kaplinghat, *Phys. Rev. D* **75**, 083526 (2007), arXiv:astro-ph/0611925.
- [7] P. Scott, J. Conrad, J. Edsjö, L. Bergström, C. Farnier, and Y. Akrami, *J. Cosmology Astropart. Phys.* **1**, 31 (2010), 0909.3300.
- [8] L. E. Strigari, S. M. Koushiappas, J. S. Bullock, M. Kaplinghat, J. D. Simon, M. Geha, and B. Willman, *ApJ* **678**, 614 (2008), 0709.1510.
- [9] M. Wood, G. Blaylock, S. M. Bradbury, J. H. Buckley, K. L. Byrum, Y. C. K. Chow, W. Cui, I. de la Calle Perez, A. D. Falcone, S. J. Fegan, et al., *ApJ* **678**, 594 (2008), 0801.1708.
- [10] H.E.S.S. Collaboration, A. Abramowski, F. Acero, F. Aharonian, A. G. Akhperjanian, G. Anton, A. Barnacka, U. Barres de Almeida, A. R. Bazer-Bachi, Y. Becherini, et al., *Astroparticle Physics* **34**, 608 (2011), 1012.5602.
- [11] A. Geringer-Sameth and S. M. Koushiappas, *Physical Review Letters* **107**, 241303 (2011), 1108.2914.
- [12] M. Ackermann, M. Ajello, A. Albert, W. B. Atwood, L. Baldini, J. Ballet, G. Barbiellini, D. Bastieri, K. Bechtol, R. Bellazzini, et al., *Physical Review Letters* **107**, 241302 (2011), 1108.3546.
- [13] M. N. Mazziotta, F. Loparco, F. de Palma, and N. Giglietto, *Astroparticle Physics* **37**, 26 (2012), 1203.6731.
- [14] A. N. Baushev, S. Federici, and M. Pohl, *Phys. Rev. D* **86**, 063521 (2012), 1205.3620.
- [15] C. He, K. Bechtol, A. P. Hearin, and D. Hooper, *ArXiv e-prints* (2013), 1309.4780.
- [16] M. Ackermann, M. Ajello, A. Albert, A. Allafort, L. Baldini, G. Barbiellini, D. Bastieri, K. Bechtol, R. Bellazzini, E. Bissaldi, et al., *Phys. Rev. D* **88**, 082002 (2013).
- [17] Y.-L. Sming Tsai, Q. Yuan, and X. Huang, *J. Cosmology Astropart. Phys.* **3**, 018 (2013), 1212.3990.
- [18] K. Spekkens, B. S. Mason, J. E. Aguirre, and B. Nhan, *ApJ* **773**, 61 (2013), 1301.5306.
- [19] E. Carlson, D. Hooper, and T. Linden, *ArXiv e-prints* (2014), 1409.1572.
- [20] J. Aleksić, S. Ansoldi, L. A. Antonelli, P. Antoranz, A. Babic, P. Bangale, U. Barres de Almeida, J. A. Barrio, J. Becerra González, W. Bednarek, et al., *J. Cosmology Astropart. Phys.* **2**, 008 (2014), 1312.1535.
- [21] D. Hooper and L. Goodenough, *Physics Letters B* **697**, 412 (2011), 1010.2752.
- [22] A. Boyarsky, D. Malyshev, and O. Ruchayskiy, *Physics Letters B* **705**, 165 (2011), 1012.5839.
- [23] D. Hooper and T. Linden, *Phys. Rev. D* **84**, 123005 (2011), 1110.0006.
- [24] K. N. Abazajian and M. Kaplinghat, *Phys. Rev. D* **86**, 083511 (2012), 1207.6047.
- [25] K. N. Abazajian and M. Kaplinghat, *Phys. Rev. D* **87**, 129902 (2013).
- [26] C. Gordon and O. Macías, *Phys. Rev. D* **88**, 083521 (2013), 1306.5725.
- [27] K. N. Abazajian, N. Canac, S. Horiuchi, and M. Kaplinghat, *ArXiv e-prints* (2014), 1402.4090.
- [28] T. Daylan, D. P. Finkbeiner, D. Hooper, T. Linden, S. K. N. Portillo, N. L. Rodd, and T. R. Slatyer, *ArXiv e-prints* (2014), 1402.6703.
- [29] B. Zhou, Y.-F. Liang, X. Huang, X. Li, Y.-Z. Fan, L. Feng, and J. Chang, *ArXiv e-prints* (2014), 1406.6948.
- [30] F. Calore, I. Cholis, and C. Weniger, *ArXiv e-prints* (2014), 1409.0042.
- [31] K. N. Abazajian, N. Canac, S. Horiuchi, M. Kaplinghat, and A. Kwa, *ArXiv e-prints* (2014), 1410.6168.
- [32] M. L. Mateo, *ARA&A* **36**, 435 (1998), astro-ph/9810070.
- [33] M. Walker, *Dark Matter in the Galactic Dwarf Spheroidal Satellites* (2013), p. 1039.
- [34] L. E. Strigari, *Phys. Rep.* **531**, 1 (2013), 1211.7090.
- [35] G. Battaglia, A. Helmi, and M. Breddels, *New A Rev.* **57**, 52 (2013), 1305.5965.
- [36] A. A. Abdo, M. Ackermann, M. Ajello, W. B. Atwood, L. Baldini, J. Ballet, G. Barbiellini, D. Bastieri, K. Bechtol, R. Bellazzini, et al., *ApJ* **712**, 147 (2010), 1001.4531.
- [37] R. Essig, N. Sehgal, L. E. Strigari, M. Geha, and J. D. Simon, *Phys. Rev. D* **82**, 123503 (2010), 1007.4199.
- [38] A. Geringer-Sameth and S. M. Koushiappas, *Phys. Rev. D* **86**, 021302 (2012), 1206.0796.
- [39] I. Cholis and P. Salucci, *Phys. Rev. D* **86**, 023528 (2012), 1203.2954.
- [40] M. Ackermann, A. Albert, B. Anderson, L. Baldini, J. Ballet, G. Barbiellini, D. Bastieri, K. Bechtol, R. Bel-

- lazzini, E. Bissaldi, et al., Phys. Rev. D **89**, 042001 (2014).
- [41] A. Geringer-Sameth, S. M. Koushiappas, and M. G. Walker, ArXiv e-prints (2014), 1410.2242.
- [42] The Dark Energy Survey Collaboration, ArXiv Astrophysics e-prints (2005), astro-ph/0510346.
- [43] S. E. Kuposov, V. Belokurov, G. Torrealba, and N. W. Evans, submitted to ApJ (2015).
- [44] The Fermi-LAT Collaboration, ArXiv e-prints (2015), 1501.02003.
- [45] W. B. Atwood, A. A. Abdo, M. Ackermann, W. Althouse, B. Anderson, M. Axelsson, L. Baldini, J. Ballet, D. L. Band, and et al., ApJ **697**, 1071 (2009), 0902.1089.
- [46] G. Casella and R. Berger, *Statistical Inference*, Duxbury advanced series in statistics and decision sciences (Thomson Learning, 2002), ISBN 9780534243128.
- [47] A. Geringer-Sameth, S. M. Koushiappas, and M. Walker, The Astrophysical Journal **801**, 74 (2015), URL <http://stacks.iop.org/0004-637X/801/i=2/a=74>.
- [48] M. Cirelli, G. Corcella, A. Hektor, G. Hütsi, M. Kadastik, P. Panci, M. Raidal, F. Sala, and A. Strumia, J. Cosmology Astropart. Phys. **3**, 051 (2011), 1012.4515.
- [49] P. Ciafaloni, D. Comelli, A. Riotto, F. Sala, A. Strumia, and A. Urbano, J. Cosmology Astropart. Phys. **3**, 19 (2011), 1009.0224.
- [50] S. K. Lee, S. Ando, and M. Kamionkowski, J. Cosmology Astropart. Phys. **7**, 7 (2009), 0810.1284.
- [51] E. J. Baxter, S. Dodelson, S. M. Koushiappas, and L. E. Strigari, Phys. Rev. D **82**, 123511 (2010), 1006.2399.
- [52] S. K. Lee, M. Lisanti, and B. R. Safdi, ArXiv e-prints (2014), 1412.6099.
- [53] S. S. Wilks, Ann. Math. Statist. **9**, 60 (1938), URL <http://dx.doi.org/10.1214/aoms/1177732360>.
- [54] E. Massaro, P. Giommi, C. Leto, P. Marchegiani, A. Maselli, M. Perri, S. Piranomonte, and S. Scavi, A&A **495**, 691 (2009), 0810.2206.
- [55] S. E. Healey, R. W. Romani, G. B. Taylor, E. M. Sadler, R. Ricci, T. Murphy, J. S. Ulvestad, and J. N. Winn, ApJS **171**, 61 (2007), astro-ph/0702346.
- [56] M. Ackermann, M. Ajello, A. Allafort, E. Antolini, W. B. Atwood, M. Axelsson, L. Baldini, J. Ballet, G. Barbiellini, D. Bastieri, et al., ApJ **743**, 171 (2011), 1108.1420.
- [57] Q. Yuan and B. Zhang, Journal of High Energy Astrophysics **3**, 1 (2014), 1404.2318.
- [58] N. Mirabal, MNRAS **436**, 2461 (2013), 1309.3428.
- [59] D. Hooper, I. Cholis, T. Linden, J. M. Siegal-Gaskins, and T. R. Slatyer, Phys. Rev. D **88**, 083009 (2013), 1305.0830.
- [60] I. Cholis, D. Hooper, and T. Linden, ArXiv e-prints (2014), 1407.5625.
- [61] I. Cholis, D. Hooper, and T. Linden, ArXiv e-prints (2014), 1407.5583.
- [62] A. A. Abdo, M. Ajello, A. Allafort, L. Baldini, J. Ballet, G. Barbiellini, M. G. Baring, D. Bastieri, A. Belfiore, R. Bellazzini, et al., ApJS **208**, 17 (2013), 1305.4385.
- [63] A. McCann, ArXiv e-prints (2014), 1412.2422.
- [64] J. Petrović, P. D. Serpico, and G. Zaharijas, J. Cosmology Astropart. Phys. **2**, 023 (2015), 1411.2980.
- [65] W. Atwood, A. Albert, L. Baldini, M. Tinivella, J. Bregeon, M. Pesce-Rollins, C. Sgrò, P. Bruel, E. Charles, A. Drlica-Wagner, et al., ArXiv e-prints (2013), 1303.3514.
- [66] J. E. Grove and on behalf of the Fermi LAT Collaboration, in *American Astronomical Society Meeting Abstracts #223* (2014), vol. 223 of *American Astronomical Society Meeting Abstracts*, p. #256.03.