

Optimisation of Quantum Hamiltonian Evolution: Two Projection Operators

Apoorva Patel^{1,2*} and Anjani Priyadarsini^{1†}

¹*Centre for High Energy Physics, Indian Institute of Science, Bangalore 560012*

²*Supercomputer Education and Research Centre, Indian Institute of Science, Bangalore 560012*

Abstract

Given a quantum Hamiltonian and its evolution time, the corresponding unitary evolution operator can be constructed in many different ways, corresponding to different trajectories between the desired end-points. A choice among these trajectories can then be made to obtain the best computational complexity and control over errors. It is shown how a construction based on Grover's algorithm scales linearly in time and logarithmically in error bound, and is clearly superior to the scheme based on straightforward application of the Lie-Trotter formula. The strategy is then extended to simulation of any Hamiltonian that is a linear combination of two projection operators.

1 Introduction

Richard Feynman advocated development of quantum computers as efficient simulators of physical quantum systems [1]. Real physical systems are often replaced by simplified models in order to understand their dynamics. Even then, exact solutions are frequently not available, and it has become commonplace to study the models using elaborate computer simulations. Classical computer simulations of quantum models are not efficient—well-known examples range from the Hubbard model to lattice QCD—and Feynman argued that quantum simulations would do far better.

As a concrete realisation of Feynman's argument, it is convenient to look at Hamiltonian evolution of a many-body quantum system. Quantum simulations can sum multiple evolutionary paths contributing to a quantum process in superposition at one go, while classical simulations need to evaluate these paths one by one. Formalisation of this advantage, in terms of computational complexity, has gradually improved over the years. Real physical systems are governed by local Hamiltonians, i.e. where each component interacts only with a limited number of its neighbours independent of the overall size of the system. Lloyd constructed a quantum evolution algorithm for such systems [2], based on the discrete time Lie-Trotter decomposition of the unitary evolution operator, and showed that it is efficient in the required time and space resources. Aharonov and Ta-Shma rephrased the problem as quantum state generation, treating the terms in the Hamiltonian as black box oracles, and extended the result to sparse Hamiltonians in graph theoretical language [3]. The time complexity of the algorithm was then improved [4, 5], using Suzuki's higher order generalisations of the Lie-Trotter formula [6] and clever decompositions of the Hamiltonian. Recently the error complexity of the evolution has been reduced from power-law to logarithmic in the inverse error, using the strategy of discrete time simulation of multi-query problems [7]. This is a significant jump in computational complexity improvement that needs elaboration and understanding. In this article, we explicitly construct efficient evolution algorithms for Hamiltonians that are linear combinations of two projection operators, to expose the physical reasons behind the improvement. Our methods differ from the reductionist approach of Ref.[7]. They clearly demonstrate how the improvement works in practice, as well as allow straightforward extension to arbitrary Hamiltonians [8].

Computational complexity of a problem is a measure of the resources needed to solve it. Conventionally, the computational complexity of a decision problem is specified in terms of the size of its input, noting that the size of its output is only one bit. This framework is extended to problems with different output requirements (e.g. find the optimal route for the travelling salesman problem or evaluate π to a certain precision), by setting up successive verifiable bounds on the outputs. For example, the problem of evaluating π can be implemented as first confirming that $\pi \in [3, 4]$, and then narrowing down the interval by bisection, adding one bit of precision for every decision made. In such a scenario, the number of decision problems solved equals the number of output bits, and the complexity of the original problem is the sum of the complexities for the individual decision problems. It is therefore appropriate to specify the complexity of the original problem in terms of the size of its input as

*E-mail: adpatel@cts.iisc.ernet.in

†E-mail: anjanipriyav@cts.iisc.ernet.in

well as its output, especially for function evaluation problems. Generalizing the conventional classification, the computational algorithm then can thus be labeled efficient if the required resources are polynomial in terms of the size of both its input and its output. We label such algorithms as belonging to the class P:P, explicitly expressing their computational complexity with respect to their input as well as output sizes. Simultaneous consideration of both input and output dependence of complexity is natural for reversible computation. It is also necessary when extending finite precision analog computation to arbitrary precision digital computation. Note that our definition of efficiency differs from the concept of “simulatable Hamiltonians” in Ref.[3].

The traditional computational complexity analysis (e.g. P vs. NP classification) does not discuss much how the complexity depends on the output precision, and the task is relegated to design of efficient methods for arbitrary precision numerical analysis [9]. We stress that both input and output size dependence of the computational complexity are equally important for practical function evaluation problems. Popular importance sampling methods are not efficient according to our criterion, because the number of iterations needed in the computational effort has a negative power-law dependence on the precision ϵ (i.e. $N_{\text{iter}} \propto \epsilon^{-2}$ as per the central limit theorem). On the other hand, finding zeroes of a function by bisection is efficient (i.e. $N_{\text{iter}} \propto \log \epsilon$), and finding them by Newton’s method is super-efficient (i.e. $N_{\text{iter}} \propto \log \log \epsilon$).

2 Quantum Hamiltonian Simulation

The Hamiltonian simulation problem is to evolve an initial quantum state $|\psi(0)\rangle$ to a final quantum state $|\psi(T)\rangle$, in presence of interactions specified by a Hamiltonian $H(t)$:

$$|\psi(T)\rangle = U(T)|\psi(0)\rangle, \quad U(T) = P \left[\exp \left(-i \int_0^T H(t) dt \right) \right]. \quad (1)$$

The initial state can often be prepared easily, while the final state is generally unknown. The path ordering of the unitary evolution operator $U(T)$ is necessary when various terms in the Hamiltonian do not commute. The properties of the final state are subsequently obtained from expectation values of various observables:

$$\langle O_a \rangle = \langle \psi(T) | O_a | \psi(T) \rangle. \quad (2)$$

In typical problems of quantum dynamics, both these parts—the final state and the expectation values—are determined probabilistically upto a specified tolerance level. They also require different techniques, and so it is convenient to deal with them separately. In this article, we focus only on the former part; the latter part has been addressed in Refs.[10, 11], and still needs exponential improvement in the dependence of computational complexity on the output precision to belong to the class P:P.

It is also possible to define the Hamiltonian simulation problem as the determination of the evolution operator $U(T)$, and omit any mention of the initial and the final states. The accuracy of the simulation is then specified by the norm of the difference between simulated and exact evolution operators, say $\|\tilde{U}(T) - U(T)\| < \epsilon$. In actual implementation, the simulated $\tilde{U}(T)$ may not be exactly unitary, due to round-off and truncation errors, but the preceding measure for the accuracy of the simulation still suffices as long as ϵ is small enough.

We concern ourselves here only with Hamiltonians acting in finite N -dimensional Hilbert spaces. A general Hamiltonian would then be a dense $N \times N$ matrix, and there is no efficient way to simulate it. So we restrict the Hamiltonian according to the following features commonly present in physical problems:

- (1) The Hilbert space is a tensor product of many small components, e.g. $N = 2^n$ for a system of qubits.
- (2) The components have only local interactions irrespective of the size of the system, e.g. only nearest neighbour couplings. That makes the Hamiltonian sparse, with $O(N)$ non-zero elements.
- (3) The Hamiltonian is specified in terms of a finite number of functions, while the arguments of the functions can depend on the components, e.g. the interactions are translationally invariant. That allows a compact description of the Hamiltonian, and consequently the resources needed to just write down the Hamiltonian do not influence the simulation complexity¹.

Such Hamiltonians can be mapped to graphs with bounded degree d , with vertices \leftrightarrow components and edges \leftrightarrow interactions. Their simulations can be easily parallelised—on classical computers, Hamiltonians with these features allow SIMD simulations with domain decomposition. There exist useful non-local evolution operators with compact descriptions, e.g. FFT implements a dense but factorisable unitary transformation, but we do not consider them here.

With all these specifications, efficient Hamiltonian simulation algorithms in the class P:P use resources that are polynomial in $\log(N)$, d and $\log(\epsilon)$.

¹Even Hamiltonians without explicit symmetry structure can have a compact description with a compressed labeling scheme, as in case of finite element domain decompositions.

2.1 Hamiltonian Decomposition

Efficient simulation strategy for Hamiltonian evolution has two major ingredients. Direct exponentiation of the Hamiltonian is neither easy nor sparse. So the first ingredient is to decompose the sparse Hamiltonian as a sum of non-commuting but block-diagonal Hermitian operators, i.e. $H = \sum_{i=1}^l H_i$. The motivation for such a decomposition is that each H_i can be easily and exactly exponentiated for any time evolution τ , with $\exp(-iH_i\tau)$ retaining the same block-diagonal structure. Furthermore, the block size can be reduced all the way to 2×2 , whereby the blocks become linear combinations of projection operators $(1 + \hat{n} \cdot \sigma)/2$ and identity, and the projection operators with only two distinct eigenvalues can then be interpreted as binary query oracles.

In general, H_i can be identified by an edge-colouring algorithm for graphs [3], with distinct colours for overlapping edges labeled by the index i . Any sparse graph can be efficiently coloured with $d + 1$ colours. Physical models are often defined on bipartite graphs, for which colouring algorithms are simpler than those for general graphs and need d colours. Identification of H_i also provides a compressed labeling scheme that can be used to address individual blocks. The blocks can then be evolved simultaneously, in parallel (classically) or in superposition (quantum mechanically).

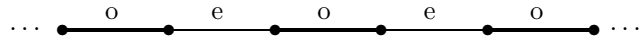
Actual calculations do not need explicit construction of $U(T)$, rather only the effect of $U(T)$ on the quantum state $|\psi(0)\rangle$ has to be evaluated. That is accomplished by breaking down the calculation into steps, each of which consists of the product of a sparse matrix with a vector, e.g. $\exp(-iH_i\tau)|\psi\rangle$. The simulation complexity is then conveniently counted in units of such sparse matrix-vector products.

As a simple illustration, the discretised Laplacian for a one-dimensional chain has the block-diagonal decomposition given by:

$$\begin{pmatrix} \dots & \dots & \dots & \dots & \dots & \dots & \dots \\ \dots & -1 & 2 & -1 & 0 & 0 & \dots \\ \dots & 0 & -1 & 2 & -1 & 0 & \dots \\ \dots & 0 & 0 & -1 & 2 & -1 & \dots \\ \dots & \dots & \dots & \dots & \dots & \dots & \dots \end{pmatrix} = \begin{pmatrix} \dots & \dots & \dots & \dots & \dots & \dots & \dots \\ \dots & -1 & 1 & 0 & 0 & 0 & \dots \\ \dots & 0 & 0 & 1 & -1 & 0 & \dots \\ \dots & 0 & 0 & -1 & 1 & 0 & \dots \\ \dots & \dots & \dots & \dots & \dots & \dots & \dots \end{pmatrix} \quad (3)$$

$$+ \begin{pmatrix} \dots & \dots & \dots & \dots & \dots & \dots & \dots \\ \dots & 0 & 1 & -1 & 0 & 0 & \dots \\ \dots & 0 & -1 & 1 & 0 & 0 & \dots \\ \dots & 0 & 0 & 0 & 1 & -1 & \dots \\ \dots & \dots & \dots & \dots & \dots & \dots & \dots \end{pmatrix}$$

This decomposition, $H = H_o + H_e$, has the projection operator structure following from $H_o^2 = 2H_o$ and $H_e^2 = 2H_e$. Graphically, the break-up can be represented as:



where H_o and H_e are identified by the last bit of the position label. Eigenvalues of H are $4 \sin^2(k/2)$ in terms of the lattice momentum k , while those of H_o and H_e are just 0 and 2.

2.2 Evolution Optimisation

Given that individual H_i can be exponentiated exactly and efficiently, their sum H can be approximately exponentiated using the discrete Lie-Trotter formula:

$$\exp(-iHT) = \exp\left(-i \sum_i H_i T\right) \approx \left(\prod_i \exp(-iH_i \Delta t)\right)^m, \quad m = T/\Delta t. \quad (4)$$

This replacement maintains unitarity of the evolution exactly, but may not preserve other properties such as the energy. The accuracy of the approximation is commonly improved by making Δt sufficiently small, sometimes accompanied by higher order discretisations². This approach has been used for classical parallel computer simulations of quantum evolution problems [12, 13].

In contrast, the second ingredient of efficient Hamiltonian simulation is to use as large Δt as possible. When the exponent is proportional to a projection operator, the largest Δt is the one that makes the exponential a reflection operator. Such an extreme strategy not only keeps the evolution accurate but also improves the algorithmic complexity from a power-law dependence on ϵ to a logarithmic one. It is not at all obvious how such a result may arise, and so we demonstrate it next using the database search problem as an explicit example.

²Time-dependent Hamiltonians are expanded about the mid-point of the interval Δt for higher accuracy.

3 Quantum Database Search as Hamiltonian Evolution

The quantum database search algorithm works in an N -dimensional Hilbert space, whose basis vectors are identified with the individual items. It takes an initial state whose amplitudes are uniformly distributed over all the items, to the target state where all but one amplitudes vanish. Following Dirac's notation, let $\{|i\rangle\}$ be the set of basis vectors, $|s\rangle$ be the initial uniform superposition state, and $|t\rangle$ be the target state corresponding to the desired item. Then

$$|\psi(0)\rangle = |s\rangle, \quad |\psi(T)\rangle = |t\rangle, \quad |\langle i|s\rangle| = 1/\sqrt{N}, \quad \langle i|t\rangle = \delta_{it}. \quad (5)$$

The simplest evolution schemes taking $|s\rangle$ to $|t\rangle$ are governed by time-independent Hamiltonians that depend only on $|s\rangle$ and $|t\rangle$. The unitary evolution is then a rotation in the two-dimensional subspace, formed by $|s\rangle$ and $|t\rangle$, of the whole Hilbert space. In this subspace, let

$$|t\rangle = \begin{pmatrix} 1 \\ 0 \end{pmatrix}, \quad |t_\perp\rangle = \begin{pmatrix} 0 \\ 1 \end{pmatrix}, \quad |s\rangle = \begin{pmatrix} \frac{1}{\sqrt{N}} \\ \sqrt{\frac{N-1}{N}} \end{pmatrix}. \quad (6)$$

On the Bloch sphere representing the density matrix, the states $|s\rangle\langle s|$ and $|t\rangle\langle t|$ are respectively given by the unit vectors $\hat{n}_s = (\frac{2\sqrt{N-1}}{N}, 0, \frac{2}{N} - 1)$ and $\hat{n}_t = (0, 0, 1)$. The angle between them is $\cos^{-1}(\frac{2}{N} - 1)$, which is twice the angle $\cos^{-1}(1/\sqrt{N})$ between $|s\rangle$ and $|t\rangle$ in the Hilbert space.

For a time-independent Hamiltonian, the time evolution of the state is a rotation at a fixed rate around a direction specified by the Hamiltonian:

$$|\psi\rangle \longrightarrow U(t)|\psi\rangle, \quad \rho \equiv |\psi\rangle\langle\psi| \longrightarrow U(t) \rho U^\dagger(t), \quad U(t) = \exp(-iHt) = \exp(-i\hat{n}_H \cdot \vec{\sigma} \omega t). \quad (7)$$

For the database search problem, $U(T)|s\rangle = |t\rangle$, up to a phase arising from a global additive constant in the Hamiltonian. There are many possible evolution routes from the initial to the target state, and we consider two particular cases in turn.

3.1 Farhi-Gutmann's and Grover's Algorithms

Grover based his algorithm on a physical intuition [14], where the potential energy term in the Hamiltonian attracts the wavefunction towards the target state and the kinetic energy term in the Hamiltonian diffuses the wavefunction over the whole Hilbert space. Both the potential energy $|t\rangle\langle t|$ and the kinetic energy³ $|s\rangle\langle s|$ are projection operators. The corresponding time-independent Hamiltonian is

$$H_C = |s\rangle\langle s| + |t\rangle\langle t| = \begin{pmatrix} 1 + \frac{1}{N} & \frac{\sqrt{N-1}}{N} \\ \frac{\sqrt{N-1}}{N} & 1 - \frac{1}{N} \end{pmatrix} = I + \frac{\sqrt{N-1}}{N}\sigma_1 + \frac{1}{N}\sigma_3. \quad (8)$$

That gives rise to the evolution operator (without the global phase)

$$U_C(t) = \exp(-i\hat{n} \cdot \vec{\sigma} t/\sqrt{N}) = \cos(t/\sqrt{N}) - i\hat{n} \cdot \vec{\sigma} \sin(t/\sqrt{N}), \quad (9)$$

which is a rotation by angle $2t/\sqrt{N}$ around the direction $\hat{n} = (\sqrt{(N-1)/N}, 0, 1/\sqrt{N})^T$ on the Bloch sphere.

The (unnormalised) eigenvectors of H_C are $|s\rangle \pm |t\rangle$, which are the orthogonal states left invariant by the evolution operator $U(t)$. On the Bloch sphere, their density matrices point in the directions $\pm\hat{n}$, which bisect the initial and the target states, $|s\rangle\langle s|$ and $|t\rangle\langle t|$. Thus a rotation by angle π around the direction \hat{n} takes $|s\rangle\langle s|$ to $|t\rangle\langle t|$ on the Bloch sphere. In the Hilbert space, the rotation angle taking $|s\rangle$ to $|t\rangle$ is then $\pi/2$, and so the time required for the Hamiltonian search is $T = (\pi/2)\sqrt{N}$ [15].

Grover made an enlightened jump from this scenario, motivated by the Lie-Trotter formula. He exponentiated the projection operators in H_C to reflection operators; $R = \exp(\pm i\pi P) = 1 - 2P$ for any projection operator P . The optimal algorithm that Grover discovered iterates the discrete evolution operator [16],

$$U_G = -(1 - 2|s\rangle\langle s|)(1 - 2|t\rangle\langle t|) = \begin{pmatrix} 1 - \frac{2}{N} & 2\frac{\sqrt{N-1}}{N} \\ -2\frac{\sqrt{N-1}}{N} & 1 - \frac{2}{N} \end{pmatrix} = (1 - \frac{2}{N})I + 2i\frac{\sqrt{N-1}}{N}\sigma_2. \quad (10)$$

With $U_G = \exp(-iH_G\tau)$, it corresponds to the Hamiltonian

$$H_G = \frac{i}{\sqrt{N}}(|t\rangle\langle s| - |s\rangle\langle t|) = \begin{pmatrix} 0 & i\frac{\sqrt{N-1}}{N} \\ -i\frac{\sqrt{N-1}}{N} & 0 \end{pmatrix} = -\frac{\sqrt{N-1}}{N}\sigma_2, \quad (11)$$

³It is the mean field version of kinetic energy corresponding to the maximally connected graph.

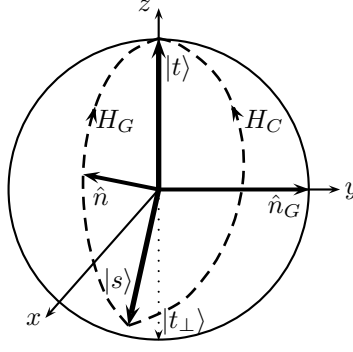


Figure 1: Evolution trajectories on the Bloch sphere for the quantum database search problem, going from $|s\rangle$ to $|t\rangle$. The Hamiltonians H_C and H_G generate rotations around the directions \hat{n} and \hat{n}_G respectively.

and the evolution step

$$\tau = \frac{N}{\sqrt{N-1}} \sin^{-1} \left(2 \frac{\sqrt{N-1}}{N} \right) = \frac{2N}{\sqrt{N-1}} \sin^{-1} \left(\frac{1}{\sqrt{N}} \right). \quad (12)$$

It is an important non-trivial fact that H_G is the commutator of the two projection operators in H_C :

$$H_G = i[|t\rangle\langle t|, |s\rangle\langle s|]. \quad (13)$$

This commutator is the leading correction to the Lie-Trotter formula in the Baker-Campbell-Hausdorff (BCH) expansion [17], making Grover's algorithm an ingenious summation of the BCH expansion for the evolution operator.

On the Bloch sphere, each U_G step is a rotation by angle $2\tau\sqrt{N-1}/N = 4\sin^{-1}(1/\sqrt{N})$ around the direction $\hat{n}_G = (0, 1, 0)^T$, taking the geodesic route from the initial to the final state. That makes the number of steps required for this discrete Hamiltonian search,

$$Q_T = \frac{1}{4} \cos^{-1} \left(\frac{2}{N} - 1 \right) / \sin^{-1} \left(\frac{1}{\sqrt{N}} \right) = \frac{\cos^{-1}(1/\sqrt{N})}{2 \sin^{-1}(1/\sqrt{N})} \approx \frac{\pi}{4} \sqrt{N}. \quad (14)$$

Note that \hat{n} and \hat{n}_G are orthogonal, so the evolution trajectories produced by rotations around them are completely different from each other, as illustrated in Fig.1. The evolution operators in the two cases are:

$$U_C(T) = \exp \left(-i \hat{n} \cdot \sigma \frac{\pi}{2} \right) = -i \begin{pmatrix} \frac{1}{\sqrt{N}} & \sqrt{\frac{N-1}{N}} \\ \sqrt{\frac{N-1}{N}} & -\frac{1}{\sqrt{N}} \end{pmatrix}, \quad (15)$$

$$(U_G)^{Q_T} = \exp \left(i \cos^{-1} \left(\frac{1}{\sqrt{N}} \right) \sigma_2 \right) = \begin{pmatrix} \frac{1}{\sqrt{N}} & \sqrt{\frac{N-1}{N}} \\ -\sqrt{\frac{N-1}{N}} & \frac{1}{\sqrt{N}} \end{pmatrix}. \quad (16)$$

It is only after a specific evolution time, corresponding to the solution of the database search problem, that the two trajectories meet each other⁴.

The rates of different Hamiltonian evolutions can be compared only after finding a common convention to fix the magnitude and the ease of simulation of the Hamiltonians:

- (1) Magnitude: A global additive shift of the Hamiltonian has no practical consequence. So possible comparison criteria can be the norm of the traceless part of the Hamiltonian or the spectral gap over the ground state. $\|H_C\| = 1/\sqrt{N}$ and $\|H_G\| = \frac{\sqrt{N-1}}{N}$ are comparable, with the same limit as $N \rightarrow \infty$.
- (2) Ease of simulation: The binary query oracle can be used to produce various functions of $|t\rangle\langle t|$.
 - (a) H_C can be easily simulated by alternating small evolution steps governed by $|s\rangle\langle s|$ and $|t\rangle\langle t|$, according to the Lie-Trotter formula [18]. Each evolution step governed by $|t\rangle\langle t|$ needs two binary query oracles, as shown in Fig.2.
 - (b) U_G is easily obtained using one binary query oracle per evolution step.

⁴Incidentally, the adiabatic quantum search algorithm, described by the time-dependent Hamiltonian $H(u) = (1-u)|s\rangle\langle s| + u|t\rangle\langle t|$ with $u(t) \in [0, 1]$, follows the same evolution trajectory as Grover's algorithm.

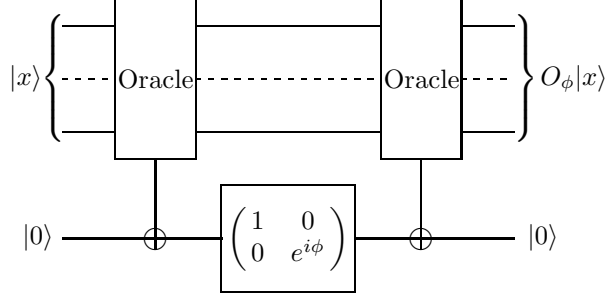


Figure 2: Quantum logic circuit for the fractional query oracle operator $O_\phi = \exp(i\phi|t\rangle\langle t|)$. The oracle flips the ancilla bit iff its input is the target state, and the standard binary query oracle operator corresponds to $\phi = \pi$.

3.2 Equivalent Hamiltonian Evolutions

When different evolution Hamiltonians exist, corresponding to different evolution routes from the initial to the final states, one can select an optimal one from them based on their computational complexity and stability property. This feature can be used to simplify the Hamiltonian evolution problem by replacing the given Hamiltonian by a simpler equivalent one. Two Hamiltonian evolutions are truly equivalent, when their corresponding unitary evolution operators are the same (for a fixed evolution time and upto a global phase). The intersection of the two evolution trajectories is then independent of the specific initial and final states.

For the database search problem, we observe that

$$U_C(T) = i(1 - 2|t\rangle\langle t|) (U_G)^{Q_T} . \quad (17)$$

So with an additional binary query oracle, one evolution can be used as an alternative for the other, without worrying about the specific initial state $|s\rangle$ and final state $|t\rangle$.

For a more general evolution time $0 < t < T$, we have the relation (analogous to Euler angle decomposition),

$$U_C(t) = \exp(i\beta\sigma_3) (U_G)^{Q_t} \exp\left(i\left(\frac{\pi}{2} + \beta\right)\sigma_3\right) , \quad (18)$$

i.e. $U_C(t)$ can be generated as Q_t iterations of the Grover operator U_G , preceded and followed by phase rotations. Since $\sigma_3 = 2|t\rangle\langle t| - 1$, each phase rotation is a fractional query oracle and can be obtained using two oracle calls [18]. The parameters in Eq.(18) are given by

$$Q_t = \frac{\sin^{-1}\left(\sqrt{\frac{N-1}{N}} \sin(t/\sqrt{N})\right)}{2 \sin^{-1}(1/\sqrt{N})} \approx \frac{t}{2} , \quad \beta = -\frac{\pi}{4} - \frac{1}{2} \tan^{-1}\left(\frac{1}{\sqrt{N}} \tan(t/\sqrt{N})\right) . \quad (19)$$

They yield

$$\begin{aligned} (U_G)^{Q_t} &= \exp\left(i \sin^{-1}\left(\sqrt{\frac{N-1}{N}} \sin(t/\sqrt{N})\right) \sigma_2\right) \\ &= \begin{pmatrix} \sqrt{\cos^2(\frac{t}{\sqrt{N}}) + \frac{1}{N} \sin^2(\frac{t}{\sqrt{N}})} & \sqrt{\frac{N-1}{N}} \sin(t/\sqrt{N}) \\ -\sqrt{\frac{N-1}{N}} \sin(t/\sqrt{N}) & \sqrt{\cos^2(\frac{t}{\sqrt{N}}) + \frac{1}{N} \sin^2(\frac{t}{\sqrt{N}})} \end{pmatrix} , \end{aligned} \quad (20)$$

whose elements are the same as those of $U_C(t)$ upto phase factors.

Thus H_G can be used to obtain the same evolution as H_C , even though the two Hamiltonians are entirely different in terms of their eigenvectors and eigenvalues. A straightforward conversion scheme is to break up the duration of evolution for H_C into units that individually solve a database search problem, simulate each integral unit according to Eq.(17), and the remaining fractional part according to Eq.(18).

3.3 Unequal Magnitude Evolution Operators

Now consider the generalisation of H_C to the situation where the coefficients of $|s\rangle\langle s|$ and $|t\rangle\langle t|$ are unequal. In that case, the rotation axis for continuous time evolution is not the bisector of the initial and the target states, even though it remains in the $\sigma_1 - \sigma_3$ plane. As a result, one cannot reach the target state exactly at any time. The database search succeeds only with probability less than one, although the rotation angle on the Bloch sphere

for the closest approach to the target state remains π . The equal coefficient case can therefore be looked upon as the choice maximising the database search success probability.

On the other hand, the results obtained using discrete time evolution for the Hamiltonian simulation problem are easily extended to situation where the two projection operators have unequal coefficients. Without loss of generality, we can choose

$$H = a|s\rangle\langle s| + |t\rangle\langle t| = \left(\frac{1+a}{2}\right)I + \frac{a\sqrt{N-1}}{N}\sigma_1 + \left(\frac{1-a}{2} + \frac{a}{N}\right)\sigma_3, \quad (21)$$

with real $a \in [-1, 1]$. It gives rise to the evolution operator (without the global phase)

$$U(t) = \begin{pmatrix} \cos(At) - \frac{i}{A}\left(\frac{1-a}{2} + \frac{a}{N}\right)\sin(At) & -\frac{i}{A}\left(\frac{a\sqrt{N-1}}{N}\right)\sin(At) \\ -\frac{i}{A}\left(\frac{a\sqrt{N-1}}{N}\right)\sin(At) & \cos(At) + \frac{i}{A}\left(\frac{1-a}{2} + \frac{a}{N}\right)\sin(At) \end{pmatrix}, \quad (22)$$

where

$$A^2 = \left(\frac{1-a}{2}\right)^2 + \frac{a}{N} = \frac{1}{4}\left(1 - \frac{N-2}{N}a\right)^2 + \frac{(N-1)a^2}{N^2} \geq \left(\frac{a\sqrt{N-1}}{N}\right)^2. \quad (23)$$

The rotation axis for this evolution is still in the σ_1 - σ_3 plane, and the commutator of the two terms in the Hamiltonian is still proportional to H_G . As a consequence, $U(t)$ can still be expressed as Q iterations of the Grover operator U_G , preceded and followed by phase rotations:

$$U(t) = \exp(i\beta\sigma_3) (U_G)^Q \exp\left(i\left(\frac{\pi}{2} + \beta\right)\sigma_3\right), \quad (24)$$

with the parameters given by

$$Q = \sin^{-1}\left(\frac{a\sqrt{N-1}}{AN}\sin(At)\right) / \left(2\sin^{-1}\frac{1}{\sqrt{N}}\right), \quad \beta = -\frac{\pi}{4} - \frac{1}{2}\tan^{-1}\left(\left(\frac{1-a}{2} + \frac{a}{N}\right)\frac{1}{A}\tan(At)\right). \quad (25)$$

Note that for $Q < 0$, we need to iterate the operator $U_G^{-1} = -(1 - 2|t\rangle\langle t|)(1 - 2|s\rangle\langle s|)$.

3.4 Discretised Hamiltonian Evolution Complexity

In a digital implementation, all continuous variables are discretised. That allows fault-tolerant computation with control over bounded errors. But it also introduces discretisation errors that must be kept within specified tolerance level by suitable choices of discretisation intervals. When Hamiltonian evolution is discretised in time using the Lie-Trotter formula, the algorithmic error depends on Δt , which has to be chosen so as to satisfy the total error bound ϵ on $U(t)$. The overall computational complexity is then expressed as a function of t and ϵ .

For the simplest discretisation,

$$\exp\left(-i\sum_{i=1}^l H_i \Delta t\right) = \exp(-iH_1 \Delta t) \dots \exp(-iH_l \Delta t) \times \exp(-iE^{(2)}(\Delta t)^2), \quad (26)$$

$$E^{(2)} = \frac{i}{2} \sum_{i < j} [H_i, H_j] + O(\Delta t). \quad (27)$$

For the symmetric discretisation,

$$\begin{aligned} \exp\left(-i\sum_{i=1}^l H_i \Delta t\right) &= \left(\exp(-iH_l \Delta t/2) \dots \exp(-iH_1 \Delta t/2)\right) \\ &\times \left(\exp(-iH_1 \Delta t/2) \dots \exp(-iH_l \Delta t/2)\right) \times \exp(-iE^{(3)}(\Delta t)^3), \end{aligned} \quad (28)$$

$$\begin{aligned} E^{(3)} &= \frac{1}{24} \sum_{i < j} \left(2[H_i, [H_i, H_j]] + [H_j, [H_i, H_j]]\right) \\ &+ \frac{1}{12} \sum_{i < j < k} \left(2[H_i, [H_j, H_k]] + [H_j, [H_i, H_k]]\right) + O(\Delta t). \end{aligned} \quad (29)$$

Here $E^{(k)}$ quantify the size of the discretisation error. These discretisations maintain exact unitarity, but do not preserve the energy when H and $E^{(k)}$ do not commute.

For any unitary operator X , the norm $\|X\|$ is equal to one (measured using either $\text{Tr}(X^\dagger X)$ or the magnitude of the largest eigenvalue). That makes, using Cauchy-Schwarz and triangle inequalities,

$$\|X^m - Y^m\| = \|(X - Y)(X^{m-1} + \dots + Y^{m-1})\| \leq m\|X - Y\|. \quad (30)$$

So for the total evolution to remain within the error bound ϵ , we need

$$m\|\exp(-iE^{(k)}(\Delta t)^k) - I\| \approx m\|E^{(k)}\|(\Delta t)^k = t\|E^{(k)}\|(\Delta t)^{k-1} < \epsilon. \quad (31)$$

With exact exponentiation of the individual terms H_i , the computational cost to evolve for a single time step Δt , \mathcal{C} , does not depend on Δt . Then the complexity of the Hamiltonian evolution becomes

$$O(m\mathcal{C}) = O\left(t^{k/(k-1)}\left(\frac{\|E^{(k)}\|}{\epsilon}\right)^{1/(k-1)}\mathcal{C}\right). \quad (32)$$

With superlinear scaling in t and power-law scaling in ϵ , this scheme based on small Δt is not efficient. Note that for the Hamiltonian H_C , both $\|E^{(2)}\|$ and $\|E^{(3)}\|$ are $O(N^{-1/2})$. So for evolution time $T = \Theta(N^{1/2})$, the time complexity becomes linear, $O(T\epsilon^{-1/(k-1)}\mathcal{C})$, while power-law scaling in ϵ remains unchanged.

Grover's optimal algorithm uses a discretisation formula where $\exp(-iH_i\Delta t)$ are reflection operators. The corresponding time step is large, i.e. $\Delta t_G = \pi$ for Eq.(4) applied to Eq.(8). The large time step introduces an error because one may jump across the target state during evolution instead of reaching it exactly. Q_t is not an integer as defined in Eq.(19), and needs to be replaced by its nearest integer approximation $\lfloor Q_t + \frac{1}{2} \rfloor$ in practice. For instance, the number of time steps needed to reach the target state in the database search problem are

$$Q = \left\lfloor \frac{\pi}{2\alpha} \right\rfloor \approx \frac{\pi}{4}\sqrt{N}. \quad (33)$$

Since each time step provides a rotation by angle $\alpha = 2\sin^{-1}(1/\sqrt{N})$ along the geodesic in the Hilbert space, and one may miss the target state by at most half a rotation step, the error probability of Grover's algorithm is bounded by $\sin^2(\alpha/2) = 1/N$. Since the preceding and following phase rotations in Eq.(18) are unitary operations, this error bound applies to $U_C(t)$ as well. Thereafter, simple repetition of the algorithm and selection of the result by majority rule (not as average) can rapidly reduce the error probability. With R repetitions, the error probability becomes less than $2^{R-1}/N^{\lceil R/2 \rceil}$, which can be made smaller than any prescribed error bound⁵ ϵ . The computational complexity of the evolution is thus

$$O(Q_t R \mathcal{C}_G) = O\left(\frac{t}{2}\left(-\frac{2\log \epsilon}{\log N}\right)\mathcal{C}_G\right) = O\left(-t\frac{\log \epsilon}{\log N}\mathcal{C}_G\right). \quad (34)$$

With linear scaling in time and logarithmic scaling in ϵ , this algorithm is efficient.

It is easy to see why the two algorithms scale rather differently as a function of ϵ . The straightforward application of the Lie-Trotter formula, for a time step Δt , produces an algorithm whose error is proportional to the number of time steps n . The resultant computational complexity then has a power-law dependence on ϵ . On the other hand, with a large time step, Grover's algorithm has an error that is independent of the evolution time. Consequently, its computational complexity depends only logarithmically on ϵ .

To complete the analysis, we note that a digital computer with a finite register size also produces round-off errors, because real values are replaced by integer approximations. With b -bit registers, the available precision is $\delta = 2^{-b}$. Using simple-minded counting, elementary bit-level computational resources required for additions, multiplications and polynomial evaluations are $O(b)$, $O(b^2)$ and $O(b^3)$ respectively. (Overflow/underflow limit the degree of the polynomial to be at most b .) So with all functions approximated by accurate polynomials, and Euler angle decomposition reducing rotations about arbitrary axes to rotations about fixed axes, an individual H_i can be exponentiated to b -bit precision with $O(b^3)$ effort. The number of exponentiations of H_i needed for the Lie-Trotter formula is $m(k-1)l$, which reduces to $2Q_t$ for the Grover version. So with the choice $m(k-1)l\delta = O(\epsilon)$, i.e. $b = \Theta(\log(m/\epsilon))$, the round-off error can be always made negligible compared to the discretisation error. The cost of a single evolution step then scales as $\mathcal{C} = O((\log(t/\epsilon))^3)$.

4 From Database Search to More General Projections

The Hamiltonian H_C for the database search problem is a sum of two one-dimensional projection operators with equal magnitude. We next construct an accurate large time step evolution algorithm for the case where the two projection operators making up the Hamiltonian are more than one-dimensional, for example as in Eq.(3). Our strategy now relies on a rapidly converging series expansion, similar to the proposal of Ref.[19], instead of an equivalent Hamiltonian evolution.

⁵Verification of the result is easy for the database search problem, and R repetitions of the algorithm can reduce the error probability to less than N^{-R} . But verification may not be available for the Hamiltonian evolution problem.

4.1 The Series Expansion Algorithm

Consider the Hamiltonian decomposition

$$H = H_1 + H_2, \quad H_1^2 = H_1, \quad H_2^2 = H_2. \quad (35)$$

Then standard Taylor series expansion around $t = 0$ yields

$$\exp(-iHt) = I + \sum_{k=1}^{\infty} c_k(t) [(H_1 H_2 H_1 \dots)_k + (H_2 H_1 H_2 \dots)_k], \quad (36)$$

with $c_k(t=0) = 0$. Here $(H_1 H_2 H_1 \dots)_k$ denotes a product of k alternating factors of H_i , starting with H_1 . All other products of H_i reduce to the two terms retained on r.h.s. in Eq.(36), due to the projection operator nature of H_i , and the two have the same coefficients $c_k(t)$ by symmetry.

Differentiating Eq.(36), we obtain

$$\begin{aligned} -i(H_1 + H_2) &\times \left[I + \sum_{k=1}^{\infty} c_k(t) [(H_1 H_2 H_1 \dots)_k + (H_2 H_1 H_2 \dots)_k] \right] \\ &= \sum_{k=1}^{\infty} \frac{dc_k(t)}{dt} [(H_1 H_2 H_1 \dots)_k + (H_2 H_1 H_2 \dots)_k], \end{aligned} \quad (37)$$

which provides the recurrence relation for the coefficients,

$$\frac{dc_k(t)}{dt} = -i(c_k(t) + c_{k-1}(t)), \quad (38)$$

with the initial condition $c_0 = 1$. Iterative solution gives

$$c_k(t) = (-i)^k e^{-it} \int_0^t dt_k \dots \int_0^{t_3} dt_2 \int_0^{t_2} dt_1 e^{it} = (-1)^k e^{-it} \left[e^{it} - \sum_{j=0}^{k-1} \frac{(it)^j}{j!} \right]. \quad (39)$$

Clearly $|c_k(t)| = O(t^k/k!)$, and we can get as accurate approximations to e^{-iHt} as desired by truncating Eq.(36) at sufficiently high order. Also, the series in Eq.(36) can be efficiently summed using nested products, e.g.

$$\sum_{k=1}^p c_k(H_1 H_2 H_1 \dots)_k = H_1(c_1 + H_2(c_2 + H_1(c_3 + \dots))) . \quad (40)$$

The series in Eq.(36) can be converted to a form related to the BCH expansion as:

$$e^{-iHt} = e^{-iH_1 t} e^{-iH_2 t} \left[I + \sum_{k=2}^{\infty} \left(c_k^{(1)}(t)(H_1 H_2 H_1 \dots)_k + c_k^{(2)}(t)(H_2 H_1 H_2 \dots)_k \right) \right], \quad (41)$$

Noting that $\exp(iH_i t) = I + (e^{it} - 1)H_i$, we can evaluate the coefficients $c_k^{(i)}$ as:

$$\begin{aligned} c_k^{(1)} &= e^{it}(c_{k-1} + c_k) - c_{k-1}, \\ c_k^{(2)} &= (e^{it} - 1)^2(c_{k-2} + c_{k-1}) + c_k^{(1)}. \end{aligned} \quad (42)$$

$c_k^{(i)}(t)$ do not converge any faster than $c_k(t)$, and so there is no particular advantage in using the series in Eq.(41) compared to that in Eq.(36).

4.2 Complexity Analysis and Series Order Determination

The computational complexity of Hamiltonian evolution using the Lie-Trotter formula is $O(m\mathcal{C})$, as in Eq.(32), where $m = t/\Delta t$ and \mathcal{C} represents the computational cost to evolve for a single time step. In order to keep the total evolution within the error bound ϵ , Δt has to scale as a power of ϵ , which in turn makes the computational complexity inefficiently scale as a power of ϵ . Instead, with a truncated series expansion, Eq.(36), we can choose $\Delta t = \Theta(1)$. The order of series truncation, p , is determined by the error bound ϵ . A single time step needs $2p$ sparse matrix-vector products involving H_i , and so the computational complexity is $O(2mp\mathcal{C})$ with \mathcal{C} representing the computational cost of evaluating H_i and performing a sparse matrix-vector product.

The series truncation error for a single time step, with $\|H_i\| \leq 1$, is

$$\Delta[\exp(-iH\Delta t)] = 2 \sum_{k=p+1}^{\infty} |c_k(\Delta t)| . \quad (43)$$

It has to be bounded by ϵ/m as per Eq.(30). From Eq.(39), we have

$$|c_k(\Delta t)| = \left| \sum_{j=k}^{\infty} \frac{(i\Delta t)^j}{j!} \right| \leq \frac{(\Delta t)^k}{k!} \left(1 - \frac{\Delta t}{k+1} \right)^{-1} . \quad (44)$$

The constraint deciding the order of series truncation is, therefore,

$$2m \frac{(\Delta t)^{p+1}}{(p+1)!} \left(1 - \frac{\Delta t}{p+2} \right)^{-2} < \epsilon . \quad (45)$$

With $\Delta t = \Theta(1)$, we have $m = \Theta(t)$, and the formal solution is $p = \log(t/\epsilon)/\log(\log(t/\epsilon))$. The computational complexity of the evolution is then

$$O(2mp\mathcal{C}) = O\left(t \frac{\log(t/\epsilon)}{\log(\log(t/\epsilon))} \mathcal{C}\right) , \quad (46)$$

which makes the series expansion algorithm efficient.

Finally, in finite precision computations, we can again assume the computational cost $\mathcal{C} = O(b^3)$ with b -bit registers. Then the choice $mp\delta = O(\epsilon)$, i.e. $b = \Theta(\log(mp/\epsilon)) = \Theta(\log((t/\epsilon)\log(t/\epsilon)))$, makes the round-off errors negligible compared to the truncation error.

4.3 Unequal Magnitude Operators

The series expansion algorithm is easily extended to the situation where the two projection operators appearing in the Hamiltonian have unequal coefficients. With $H = a_1 H_1 + a_2 H_2$, the series expansion takes the form

$$\exp(-iHt) = I + \sum_{k=1}^{\infty} [c_k(t)(H_1 H_2 H_1 \dots)_k + d_k(t)(H_2 H_1 H_2 \dots)_k] , \quad (47)$$

where $c_k(t=0) = 0 = d_k(t=0)$, and $c_k(t) = d_k(t)$ for even k by symmetry. Without loss of generality, one may choose $a_1 \in [-1, 1]$, $a_2 = 1$ as in Eq.(21).

Differentiation of Eq.(47) leads to the recurrence relations,

$$\frac{dc_k(t)}{dt} = -ia_1(c_k(t) + d_{k-1}(t)) , \quad \frac{dd_k(t)}{dt} = -ia_2(c_{k-1}(t) + d_k(t)) , \quad (48)$$

with the initial conditions $c_0 = 1 = d_0$. These can be integrated to

$$c_k(t) = -ia_1 e^{-ia_1 t} \int_0^t e^{ia_1 t'} d_{k-1}(t') dt' , \quad d_k(t) = -ia_2 e^{-ia_2 t} \int_0^t e^{ia_2 t'} c_{k-1}(t') dt' , \quad (49)$$

and iteratively evaluated to any desired order. In particular, for even k ,

$$c_k(t) = d_k(t) = (a_2 c_{k-1} - a_1 d_{k-1}) / (a_1 - a_2) . \quad (50)$$

With rapidly decreasing coefficients, $|c_k(t)| = O(t^k/k!) = |d_k(t)|$, accurate and efficient truncations of Eq.(47) are easily obtained.

4.4 Numerical Tests

The computational complexity bounds, Eq.(32) and Eq.(46), have been obtained assuming that the evolution errors during different time steps are unrelated. In practice, these bounds are not tight because correlations exist between evolutions at successive time steps. To judge the tightness of the bounds, and also to estimate the scaling coefficients involved, we simulated the Lie-Trotter and series expansion algorithms, Eqs.(26) and (36) respectively, for the one-dimensional discretised Laplacian $(H_e + H_o)/2$ defined as per Eq.(3).

We carried out our tests on a one-dimensional periodic chain of length $L = 128$, with a random initial state $|\psi(0)\rangle$. We selected the input parameters as $t = 100$ and $\epsilon = 10^{-6}$. Furthermore, $mL\delta < \epsilon$ is required to keep the round-off errors under control. That was not possible with 32-bit arithmetic, and we used 64-bit arithmetic.

For the Lie-Trotter algorithm, we found that the output error is inversely proportional to m , and we needed $m = 6 \times 10^6$ to make it smaller than 10^{-6} . But we also found that scaling of m with t is only slightly superlinear, say $m \propto t^{1.1}/\epsilon$, and not $m \propto t^2/\epsilon$ as in Eq.(32). This suppression of error growth is a consequence of correlations between errors at successive time steps.

For implementing the series expansion algorithm, after choosing Δt , the necessary truncation order p was decided using Eq.(45). For $\Delta t = 1$, the coefficients $c_k(\Delta t)$ decrease monotonically, and the output error was smaller than 10^{-7} with $p = 11$. (Suppression of the output error compared to ϵ indicates that the bound of Eq.(45) is not tight.) Going further, the specific choice $\Delta t = \pi$ gave output error smaller than 10^{-7} with $p = 19$, and so was slightly more efficient, although no other advantage was found (e.g. similar to Grover's algorithm). Even larger Δt increase the range over which $c_k(\Delta t)$ vary, and hence require higher precision arithmetic (i.e. larger b). We do not consider such large Δt practical.

With $\Delta t = 1$ or π , the computational complexity of the series expansion algorithm is around $2 \times 10^3 \mathcal{C}$, which is a huge improvement over the corresponding value $6 \times 10^6 \mathcal{C}$ for the Lie-Trotter algorithm. The ratio of the two is consistent with the order of magnitude expectation ($-\epsilon \log \epsilon$).

5 Summary and Outlook

We have presented efficient quantum Hamiltonian evolution algorithms belonging to the class P:P, when the Hamiltonian is a linear combination of two projection operators. Our construction exploits the fact that, when the components of the Hamiltonian are projection operators, the Lie-Trotter evolution formula can be reorganised (by partially summing up the BCH or the Taylor expansions) so as to be accurate for finite time step size $\Delta t = \Theta(1)$. Specifically, $P^2 = P$ allows easy summation of a large number of terms, while the large spectral gap due to only two distinct eigenvalues provides a rapid convergence of the series⁶. The net result is a dramatic exponential gain in the computational error complexity. Refs.[7, 19] have obtained similar results by successively reducing the problem to simpler instances. Our explicit construction approach shows how to design practical efficient algorithms, and reveals the physical reasons underlying their efficiency⁷.

Our strategy can be extended, with the help of some more identities for projection operators, to Hamiltonians that are linear combinations of more than two projection operators [8]. The general framework for combining exponentials of operators is the Baker-Campbell-Hausdorff formula. This formula can be summed up and simplified for exponentials of projection operators. Several identities for projection operators that are useful in the process are described in the Appendix. The reorganised Lie-Trotter formula with more than two projection operators will certainly provide efficient quantum simulation algorithms for many practical problems.

A noteworthy feature of our algorithms is that they have not made direct use of any quantum property other than the unitarity of the evolution operator, in particular quantum superposition has not been used. Consequently, they can be used for classical simulations of quantum systems, with the same exponential gain in computational error complexity. The classical and quantum simulations will differ in spatial resources, N classical variables vs. $\log(N)$ quantum components, but the temporal cost will be identical with $\Delta t = \Theta(1)$. In other words, classical and quantum complexities differ only in the cost \mathcal{C} parametrising the resources required to carry out a sparse matrix-vector product. This feature is expected to change when simulating Hamiltonians that are linear combinations of more than two projection operators. We then anticipate an exponential gain in computational error complexity only after superposing an exponentially large number of evolution trajectories, available only on a quantum computer. Even then, the reorganised classical simulations of quantum systems would be superior to the straightforward implementations of the Lie-Trotter evolution formula.

Appendix: Some Identities for Projection Operators

Let $\{P_i \equiv |e_i\rangle\langle e_i|\}$ be a set of normalised but not necessarily orthogonal projection operators:

$$P_i^2 = P_i = P_i^\dagger, \quad \text{Tr}(P_i P_j) = |\langle e_i | e_j \rangle|^2 \equiv |\lambda_{ij}|^2. \quad (51)$$

These properties make functions of a single projection operator linear. For instance, the projection operators are easily exponentiated as

$$\exp(i\phi P_i) = 1 + (e^{i\phi} - 1)P_i. \quad (52)$$

Furthermore, functions of two projection operators reduce to quadratic forms (note that $P_i P_j P_i = |\lambda_{ij}|^2 P_i$). In general, the product of a string of projection operators reduces to an expression where each projection operator

⁶Among all operators with unit norm, the reflection operators with eigenvalues ± 1 have the largest spectral gap. They are related to projection operators as $R = \exp(\pm i\pi P)$, and used in Grover's optimal algorithm.

⁷Our bounds are slightly stronger than the corresponding results of Refs.[7, 19], but that is likely due to our restriction to Hamiltonians containing only two projection operators.

appears no more than once, because

$$P_{i_1} P_{i_2} P_{i_3} \dots P_{i_n} P_{i_1} = \lambda_{i_1 i_2} \lambda_{i_2 i_3} \dots \lambda_{i_{n-1} i_n} P_{i_1} . \quad (53)$$

Such simplifications reduce any series of projection operators to finite polynomials, and various identities follow.

(A) The operator $(P_i - P_j)^2$ has the orthogonal eigenvectors $|e_i\rangle \pm |e_j\rangle$, with degenerate eigenvalue $1 - |\lambda_{ij}|^2$. Also the operator $[P_i, P_j]^2$ has the same orthogonal eigenvectors, with degenerate eigenvalue $|\lambda_{ij}|^4 - |\lambda_{ij}|^2$. These properties make both these operators proportional to identity in the subspace spanned by $|e_i\rangle$ and $|e_j\rangle$. In this subspace, therefore, we have $\{P_i, P_j\} = P_i + P_j - (P_i - P_j)^2 = P_i + P_j - 1 + |\lambda_{ij}|^2$, and the identity

$$\begin{aligned} e^{\pm i\pi P_i} e^{\pm i\pi P_j} &= (1 - 2P_i)(1 - 2P_j) = -1 + 2|\lambda_{ij}|^2 + 2[P_i, P_j] \\ &= -\exp\left(-2\sin^{-1}(|\lambda_{ij}|)[P_i, P_j] / \sqrt{|\lambda_{ij}|^2 - |\lambda_{ij}|^4}\right) . \end{aligned} \quad (54)$$

Eqs.(10,12) correspond to the special case of this identity with $\lambda_{ij} = 1/\sqrt{N}$.

(B) In the subspace spanned by $|e_i\rangle$ and $|e_j\rangle$, with a phase choice that makes $\lambda_{ij} \equiv \langle e_i | e_j \rangle$ real, $|e_i\rangle \pm |e_j\rangle$ are also the eigenvectors of $P_i + P_j$, with eigenvalues $1 \pm \lambda_{ij}$ respectively. The evolution taking $|e_i\rangle$ to $|e_j\rangle$ can therefore be achieved as

$$\begin{aligned} \exp(-i(P_i + P_j)T)|e_i\rangle &= \frac{1}{2} \left[e^{-iT(1+\lambda_{ij})}(|e_i\rangle + |e_j\rangle) + e^{-iT(1-\lambda_{ij})}(|e_i\rangle - |e_j\rangle) \right] \\ &= \frac{1}{2} e^{-iT(1+\lambda_{ij})} \left[|e_i\rangle + |e_j\rangle + e^{2iT\lambda_{ij}}(|e_i\rangle - |e_j\rangle) \right] \\ &= -ie^{-iT}|e_j\rangle, \quad \text{for } T = \pi/(2\lambda_{ij}). \end{aligned} \quad (55)$$

The Farhi-Gutmann search algorithm is the special case of this result with $\lambda_{ij} = 1/\sqrt{N}$.

(C) The unitary transformation generated by a projection operator is:

$$\begin{aligned} e^{i\phi P_i} X e^{-i\phi P_i} &= (1 + (e^{i\phi} - 1)P_i)X(1 + (e^{-i\phi} - 1)P_i) \\ &= X + i\sin\phi[P_i, X] + (\cos\phi - 1)(\{P_i, X\} - 2P_i X P_i) \\ &= X + i\sin\phi[P_i, X] + (\cos\phi - 1)[P_i, [P_i, X]] . \end{aligned} \quad (56)$$

In the Lie algebra language, the adjoint action of an operator is defined as $\text{ad}Y(X) \equiv [Y, X]$. So the above unitary transformation can be also expressed as

$$e^{i\phi P_i} X e^{-i\phi P_i} = e^{i\phi(\text{ad}P_i)}(X) = \left(1 + i\sin\phi(\text{ad}P_i) + (\cos\phi - 1)(\text{ad}P_i)^2\right)(X). \quad (57)$$

These expressions can also be derived using the identity

$$[P_i, [P_i, [P_i, X]]] = [P_i, X] \Leftrightarrow (\text{ad}P_i)^3(X) = \text{ad}P_i(X) . \quad (58)$$

When X is also a projection operator, further simplification can be carried out using

$$[P_i, [P_i, P_j]] = P_i + P_j - 1 + |\lambda_{ij}|^2(1 - 2P_i), \quad (59)$$

in the subspace spanned by $|e_i\rangle$ and $|e_j\rangle$.

(D) When X is a differential operator, interpreting $df/dx \equiv [d/dx, f]$, similar algebra yields

$$\begin{aligned} e^{i\phi P_i} \frac{d(e^{-i\phi P_i})}{dx} &\equiv e^{i\phi P_i} \left[\frac{d}{dx}, e^{-i\phi P_i} \right] \\ &= -iP_i \frac{d\phi}{dx} + (e^{-i\phi} - 1) \frac{dP_i}{dx} + (2 - 2\cos\phi)P_i \frac{dP_i}{dx} \\ &= -iP_i \frac{d\phi}{dx} - i\sin\phi \frac{dP_i}{dx} + (1 - \cos\phi) \left[P_i, \frac{dP_i}{dx} \right] . \end{aligned} \quad (60)$$

Note that $P_i^2 = P_i$ leads to

$$P_i \frac{dP_i}{dx} + \frac{dP_i}{dx} P_i = \frac{dP_i}{dx} , \quad \left[P_i, \left[P_i, \frac{dP_i}{dx} \right] \right] = \frac{dP_i}{dx} . \quad (61)$$

(E) The general BCH expansion for combining exponentials of non-commuting operators is an infinite series of nested commutators, and is cumbersome to write down at high orders. But it can be expressed in a compact form using exponentials of adjoint action of the operators [17]:

$$e^A e^B = \exp \left[A + B - \int_0^1 ds \sum_{n=1}^{\infty} \frac{(1 - e^{\text{ad}A} e^{s \text{ad}B})^n}{n(n+1)} B \right]. \quad (62)$$

When the operators involved are projection operators, the identities in (C), (D) convert exponentials of adjoint action of the operators to quadratic polynomials, effectively summing up infinite series. The resultant reorganised formula, if necessary with appropriate truncation, can be used as an efficient evolution operator replacing the Lie-Trotter formula. The series in Eq.(41) is an example of such a reorganised BCH expansion.

References

- [1] R.P. Feynman, *Simulating Physics with Computers*, Int. J. Theor. Phys. 21 (1982) 467.
- [2] S. Lloyd, *Universal Quantum Simulators*, Science 273 (1996) 1073.
- [3] D. Aharonov and A. Ta-Shma, *Adiabatic Quantum State Generation and Statistical Zero Knowledge*, Proc. 35th Annual ACM Symp. on Theory of Computing (STOC'03), ACM (2003) 20, [arXiv:quant-ph/0301023](#).
- [4] D.W. Berry, G. Ahokas, R. Cleve and B.C. Sanders, *Efficient Quantum Algorithms for Simulating Sparse Hamiltonians*, Comm. Math. Phys. 270 (2007) 359, [arXiv:quant-ph/0508139](#).
- [5] A.M. Childs and R. Kothari, *Simulating Sparse Hamiltonians with Star Decompositions*, Theory of Quantum Computation, Communication and Cryptography (TQC 2010), Lecture Notes in Computer Science 6519 (2011) 94, [arXiv:1003.3683](#).
- [6] M. Suzuki, *Generalized Trotter's Formula and Systematic Approximants of Exponential Operators and Inner Derivations with Applications to Many-Body Problems*, Comm. Math. Phys. 51 (1976) 183.
- [7] D.W. Berry, A.M. Childs, R. Cleve, R. Kothari and R.D. Somma, *Exponential Improvement in Precision for Simulating Sparse Hamiltonians*, Proc. 46th Annual ACM Symp. on Theory of Computing (STOC'14), ACM (2014) 283 [arXiv:1312.1414](#).
- [8] A. Patel and A. Priyadarsini, in preparation.
- [9] R.P. Brent and P. Zimmermann, *Modern Computer Arithmetic*, Cambridge University Press (2010).
- [10] A.W. Harrow, A. Hassidim and S. Lloyd, *Quantum Algorithm for Solving Linear Systems of Equations*, Phys. Rev. Lett. 103 (2009) 150502, [arXiv:0811.3171](#).
- [11] B.D. Clader, B.C. Jacobs and C.R. Sprouse, *Preconditioned Quantum Linear System Algorithm*, Phys. Rev. Lett. 110 (2013) 250504, [arXiv:1301.2340](#).
- [12] H. De Raedt, *Product Formula Algorithms for Solving the Time-Dependent Schrödinger Equation*, Comp. Phys. Rep. 7 (1987) 1.
- [13] J.L. Richardson, *Visualizing Quantum Scattering on the CM-2 Supercomputer*, Comp. Phys. Comm. 63 (1991) 84.
- [14] L. Grover, *From Schrödinger's Equation to the Quantum Search Algorithm*, Pramana 56 (2001) 333, [arXiv:quant-ph/0109116](#).
- [15] E. Farhi and S. Gutmann, *Analog Analogue of a Digital Quantum Computation*, Phys. Rev. A57 (1998) 2403, [arXiv:quant-ph/9612026](#).
- [16] L.K. Grover, *A Fast Quantum Mechanical Algorithm for Database Search*, Proc. 28th Annual ACM Symposium on Theory of Computing, Philadelphia (1996), p.212, [arXiv:quant-ph/9605043](#).
- [17] R. Achilles and A. Bonfiglioli, *The Early Proofs of the Theorem of Campbell, Baker, Hausdorff, and Dynkin*, Arch. Hist. Exact. Sci. 66 (2012) 295.
- [18] M.A. Nielsen and I.L. Chuang, *Quantum Computation and Quantum Information*, Cambridge University Press (2000), Section 6.2.
- [19] D.W. Berry, A.M. Childs, R. Cleve, R. Kothari and R.D. Somma, *Simulating Hamiltonian Dynamics with a Truncated Taylor Series*, Phys. Rev. Lett. 114 (2015) 090502, [arXiv:1412.4687](#).