

Spectral statistics of nearly unidirectional quantum graphs

Maram Akila and Boris Gutkin*

November 5, 2018

Abstract: The energy levels of a quantum graph with time reversal symmetry and unidirectional classical dynamics are doubly degenerate and obey the spectral statistics of the Gaussian Unitary Ensemble. These degeneracies, however, are lifted when the unidirectionality is broken in one of the graph's vertices by a singular perturbation. Based on a Random Matrix model we derive an analytic expression for the nearest neighbour distribution between energy levels of such systems. As we demonstrate the result agrees excellently with the actual statistics for graphs with a uniform distribution of eigenfunctions. Yet, it exhibits quite substantial deviations for classes of graphs which show strong scarring.

Pacs: 02.10.Ox, 02.70.Hm, 03.65.Ge, 03.65.Sq, 05.45.Mt

Keywords: Quantum graphs, RMT, Anomalous spectral statistics

1. Introduction

Chaotic quantum systems generically fall into three different universality classes whose local spectral statistics are equivalent to those of Gaussian Ensembles [1] of random Hermitian matrices. They are prescribed by general symmetry properties of the underlying Hamiltonians. In the case of a spinless, time reversal invariant (*TRI*) system one normally expects, on the scales of mean level spacing (*MLS*), spectral properties corresponding to a Gaussian Orthogonal Ensemble (*GOE*). If *TRI* is broken instead a Gaussian Unitary Ensemble (*GUE*) describes the local spectral statistics. Finally, if the system has spin degrees of freedom, and *TRI* is not broken, its spectral statistics belong to the symplectic class (*GSE*).

*maram.akila@uni-due.de, boris.gutkin@uni-due.de – Faculty of Physics, University of Duisburg-Essen, Lotharstr. 1, 47048 Duisburg, Germany

It is well known that the above universality classification might be affected by the presence of additional symmetries in the system [2–4]. However, the universality class might also change due to special dynamical properties. In particular, this happens in Hamiltonians with classically unidirectional chaotic dynamics, where two directions of motion are ergodically separated from one another [5–7]. Such systems can be realized *e.g.* in quantum billiards of constant width as depicted in fig. 1. The first figure (a) shows an experimental realisation of a billiard with smooth boundaries from [8]. In this case the underlying spectrum was found to consist (primarily) of quasi-degenerate pairs whereas they don’t obey the expected GOE statistics for TRI systems, but instead exhibit GUE behaviour. Qualitatively, the degeneracy can be understood from the fact that “left-moving” and “right-moving” modes are dynamically separated. Although classically these two motions are ergodically disconnected, quantum mechanically the two modes are still weakly coupled due to dynamical tunnelling through an integrable region of KAM-tori around the bouncing ball modes.

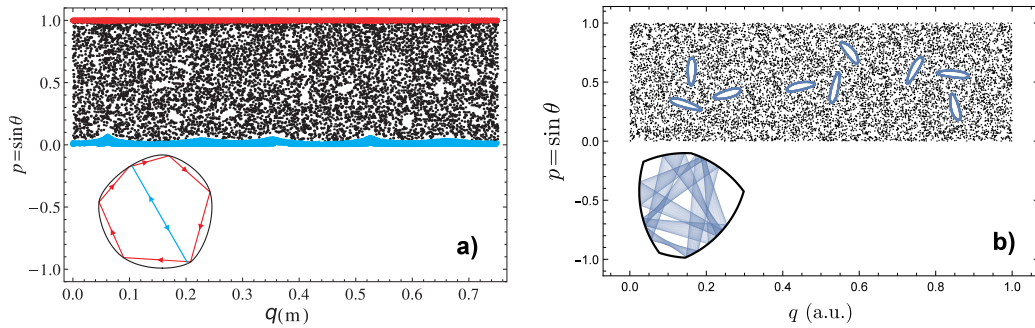


Figure 1: (*Colour online*) Shown are the classical phase spaces of two constant width billiards with in case (a) smooth boundaries (figure taken from [8]) and in (b) with corners. Due to the unidirectionality of the systems trajectories in the upper part of the phase-space can not access the lower half, yet as the systems posses TRI the not shown halves look identical. On the left hand side the smooth boundaries give rise to bouncing ball modes (cyan) with adjacent KAM tori (cyan, $p \approx 0$) which separate the phase space into two components, for further information see [8]. In contrast, the separating trajectories in the Reuleaux billiard, figure (b), are singular lines hitting the corners.

For the second class, billiards with non-smooth boundaries such as the Reuleaux polygon shown in fig. 1(b), the splittings between quasi-degenerate states behave quite differently. In this case the dynamical barrier in the middle of the phase space shrinks to zero and the tunnelling occurs due to diffractive orbits hitting the corners of the billiard domain. In contrast to billiards with smooth boundaries this tunnelling effect is much stronger leading to large splittings comparable to the mean level spacing. See for instance fig. 2 showing a doublet of the Reuleaux billiard. The effect induced by the billiard corners is reminiscent of singular perturbations; on the semiclassical level both cases give rise to quite similar, singular (diffractive) classical orbits. Although it is

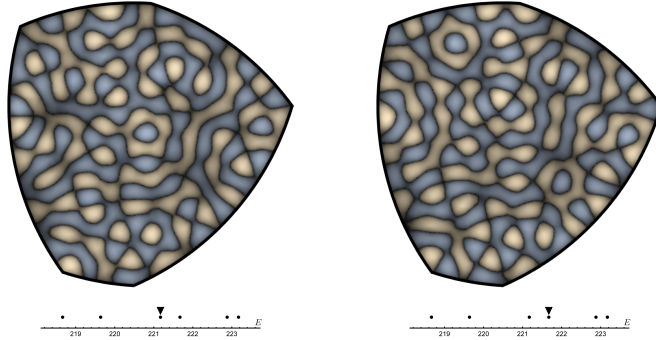


Figure 2: (*Colour online*) A doublet (eigenmodes 221 and 222) of the Reuleaux polygon whose classical phase space is shown in fig. 1(b). Dark areas correspond to negative values of the wavefunction, light to positive. Black “lines” in-between denote the nodal lines. The energy scale below is given in units of MLS.

known, see for instance [9, 10], that normally neither the presence of corners nor singular perturbations affects the spectral statistics, one can anticipate essentially different results for unidirectional billiards. Contributions arising from diffractive orbits break down the unidirectionality of the billiard dynamics, thus effectively changing the universality class of the system. As a result, the spectral statistics of these systems do not belong to any of the three standard classes and it is the aim of this paper to study this phenomenon.

Rather than considering billiards we will focus on the nearest neighbour distribution $p_\nu(s)$ of eigenvalues in quantum graphs with nearly unidirectional classical “dynamics”. They allow us to study the isolated effect of a singular perturbation with tunable strength ν . Furthermore, the rank of the singular perturbation can easily be adjusted by prescribing the number of vertices where the unidirectionality is broken. In the present work we primarily study the effect of rank 1 perturbations.

2. Unidirectional Quantum Graphs

Quantum graphs are a widely used toy-model of chaotic quantum systems. We will first sketch below their general properties (for a more detailed account see for instance the review [11] or [12]) and then introduce the family of unidirectional quantum graphs.

A (closed) quantum graph consists of a set of B finite length l_j edges connected at V vertices. The edges can be thought of as ideal 1D waveguides on which a wave function ψ propagates. In our case the propagation is free, *i.e.* $H\psi_j = -\Delta\psi_j = k^2\psi_j$, therefore $\psi_j = a_j e^{+ikx} + b_j e^{-ikx}$ at each edge j . The true complexity of such systems stems from the boundary conditions at the graph’s vertices. At any given vertex i we are faced with a number of incoming waves, forming the vector $\vec{\psi}_{\text{in}}^{(i)}$, and an equal number of outgoing waves on the same edges forming the vector $\vec{\psi}_{\text{out}}^{(i)}$. The boundary condition describing the vertex is a unitary matrix σ_i matching both vectors,

$$\vec{\psi}_{\text{out}}^{(i)} = \sigma_i \vec{\psi}_{\text{in}}^{(i)}. \quad (1)$$

It is often referred to as “local scattering” matrix, and its unitarity ensures the conservation of local probability.

Using the local scattering matrices, an internal scattering matrix S for the total graph can be constructed. It maps the vector of directed, incoming wave-function amplitudes $\vec{\Psi}_{\text{in}} = (\vec{\psi}_{\text{in}}^{(1)}, \vec{\psi}_{\text{in}}^{(2)}, \dots, \vec{\psi}_{\text{in}}^{(V)})^T$ onto the outgoing ones $\vec{\Psi}_{\text{out}} = (\vec{\psi}_{\text{out}}^{(1)}, \vec{\psi}_{\text{out}}^{(2)}, \dots, \vec{\psi}_{\text{out}}^{(V)})^T$. For the eigenstates of the system the outgoing wave functions acquire the phases e^{+ikl_j} during propagation along the respective edges and turn into incoming wave functions again. We can represent this by a self consistent equation

$$S \cdot \underbrace{\text{diag}(e^{ikl_1}, \dots, e^{ikl_{2B}})}_{\mathcal{L}(k)} \vec{\Psi}_{\text{out}} = \vec{\Psi}_{\text{out}}. \quad (2)$$

As we describe every edge by two directions, each length l_j appears twice in $\mathcal{L}(k)$. The eigenenergies of the graph are now those k_n^2 for which we can find a $\vec{\Psi}_{\text{out}}$ fulfilling above equation. In other words, the matrix $1 - S\mathcal{L}(k)$ needs to have a zero eigenvalue at $k = k_n$. If the lengths l_j are non commensurate, *i.e.* they are given by rationally independent numbers, one in general expects either GOE or GUE statistics (depending on the symmetry of the local scatterers) for the graphs spectrum [13].

Starting from this general set-up only small adjustments are needed to introduce the family of unidirectional quantum graphs. The classical “dynamics” on a graph Γ can be thought of as free motion of a point-like particle on edges of the graph combined with stochastic transitions at its vertices. The probability to pass from edge i to edge j is defined by the element $|S_{i,j}|^2$ of the scattering matrix. For a unidirectional graph we need to fix the vertex matrices σ_i in such a way that it would be impossible to switch the direction of motion along the edges. To this end we split an undirected graph Γ into two directed “halves” Γ_{\pm} such that the n -th edges of Γ_+ and Γ_- correspond to two possible directions of motions on the n -th edge of Γ . In addition, we require that the number of outgoing and incoming edges at each vertex of Γ_{\pm} would be identical. Note that such a splitting of Γ is possible if and only if it possesses an even number of edges per vertex (In such a case Γ admits euler cycles which can be used to assign the directions along the edges). The following structure of the vertex scattering matrices,

$$\sigma_i = \begin{pmatrix} 0 & U_i \\ U_i^T & 0 \end{pmatrix} \quad \text{with} \quad U_i U_i^\dagger = U_i^\dagger U_i = 1, \quad (3)$$

ensures that dynamics on Γ_{\pm} are completely decoupled, see fig. 3. Here we arranged $\vec{\psi}_{\text{in}}^{(i)} = (\vec{\psi}_{\text{in}}^{(i+)}, \vec{\psi}_{\text{in}}^{(i-)})^T$ such that all entries $\vec{\psi}_{\text{in}}^{(i+)}$ of Γ_+ are listed first, which makes the underlying block structure apparent. Note that all outgoing directions on Γ_+ are incoming directions of Γ_- and the other way around. Therefore, both directions are present in equal number making U_i a square matrix, which is a requirement to make U_i unitary. Due to the off-diagonal structure of the σ ’s the transition from graph Γ_+ to Γ_- (and vice versa) is impossible. In other words, a particle launched in one direction cannot switch to the opposite one. Further on choosing the same U_i for both blocks, implying $\sigma_i = \sigma_i^T$, ensures that the system possesses TRI. The block structure in (3) already



Figure 3: (Colour online) - *Right hand side*: Illustration of a graph vertex with four attached leads which feature two separate directions, dark/blue and light/orange. Locally the scattering matrix does not couple those directions, *e.g.* waves entering through an incoming orange edge only leave via an outgoing orange edge, as indicated in Equation (3). This ensures unidirectionality on a local scale.

Left hand side: Directed graph Γ_+ corresponding to a unidirectional De Bruijn quantum graph. Its symmetric counterpart Γ_- is obtained by reversing the direction of each edge. We highlighted two possible positions (light red/middle and light green/left) at which a backscattering vertex $\tilde{\sigma}$, Equation (5), could be placed. Note though that for a rank one perturbation only one scatter can be introduced. We comment on the differences of both positions in Section 5.

indicates that the corresponding quantum graph features an exactly double degenerate spectrum. This becomes apparent when we cast S into a block-diagonal form. To this end we reorder the directed edges of Γ such that entries of Γ_+ appear first, *i.e.* $\vec{\Psi}_{\text{out}} = (\psi_+^{(1)}, \dots, \psi_+^{(B)}, \psi_-^{(1)}, \dots, \psi_-^{(B)})^T$. Within such order S takes the form:

$$S = \begin{pmatrix} \mathcal{S} & 0 \\ 0 & \mathcal{S}^T \end{pmatrix}. \quad (4)$$

Both directions Γ_+ and Γ_- form a chiral basis and are dynamically disconnected. Furthermore, as they are related via a transpose of \mathcal{S} we have $l_j = l_{j+B}$ for the entries of the (also reordered) diagonal matrix $\mathcal{L}(k)$.

3. Breaking Unidirectionality

We will now consider graphs where unidirectionality is broken at just one of the graph's vertices. To this end we augment one of the edges of a unidirectional graph Γ_0 with a backscattering vertex. A general 2×2 TRI backscattering matrix serving this purpose can be written as

$$\tilde{\sigma} = e^{i\alpha + i\gamma} \begin{pmatrix} r & t \\ t & -r^* \end{pmatrix} \quad \text{with} \quad r = ie^{i\beta} \sin \alpha, \quad t = \cos \alpha, \quad (5)$$

where $*$ denotes complex conjugation. The parameter α controls the strength of backscattering: In the case of $\alpha=0$ the vertex becomes transparent with the back-reflection

$r=0$ and all incoming waves pass through (acquiring a phase $e^{i\gamma}$). In the opposite case, for $\alpha = \pi/2$, the transmission t becomes zero and the degeneracies are lifted with the splittings reaching their maximum values. The parameter β allows back-scattered waves on Γ_{\pm} to acquire different phases. But, the spectrum is unaffected by the choice of this parameter as can be inferred from semi-classical arguments. A trajectory starting on Γ_+ (resp. Γ_-) on this nearly unidirectional graph needs to back-scatter twice at $\tilde{\sigma}$ to return to Γ_+ (Γ_-). This leads to a cancellation of the phase associated with β for all closed orbits. The “global” phase γ leads to a shift of the spectrum which does not change the spectral statistics, *e.g.* $p_{\nu}(s)$.

Given such an additional scatterer the matrix S for the total graph can be written in the form

$$S = S_0(\gamma) + (e^{2i\alpha} - 1)S_0(\gamma) |\psi\rangle \langle\psi| = S_0(\gamma) \cdot \exp(2i\alpha |\psi\rangle \langle\psi|) \quad (6)$$

$$\text{with} \quad |\psi\rangle = \frac{e^{i\beta/2}}{\sqrt{2}} |\text{in}_+\rangle + \frac{e^{-i\beta/2}}{\sqrt{2}} |\text{in}_-\rangle, \quad (7)$$

Herein S_0 is the unperturbed scattering matrix of a unidirectional quantum graph, containing $\tilde{\sigma}$ in its transparent form, *i.e.* for $\alpha = 0$, and $|\psi\rangle \langle\psi|$ is a rank 1 perturbation. Please note that S_0 according to our definition depends on γ . Only for $\gamma = 0$ the introduction of $\tilde{\sigma}$ does not change the spectrum of the original graph Γ_0 . The non-zero components of $|\text{in}_{\pm}\rangle$ in eq. (7) correspond to the incoming directed edges on Γ_{\pm} leading to the scatterer. The action of $S_0(\gamma)$ on these vectors should be understood in the form $S_0(\gamma) |\text{in}_{\pm}\rangle = e^{i\gamma} |\text{out}_{\pm}\rangle$, *i.e.* as mapping incoming wave functions onto outgoing ones. Note that instead of adding an additional vertex to the graph we could also change the local scattering matrix of a 4 edge vertex of Γ_0 such that it corresponds to the standard Neumann boundary conditions ($\sum_{i=1}^4 \partial\psi_i = 0$). In this case the decomposition (6) of S into “unidirectional” and “singular” parts holds as well. In fact, all the results of the present paper are applicable to quantum graphs possessing this particular form of scattering matrix. Due to the singular type of perturbation we call these graphs *nearly unidirectional*.

Secular Equation. We can develop some systematic insight into the graph’s spectral properties by looking at the eigenvalues of the unitary quantum evolution operator:

$$S\mathcal{L}(k) |\lambda_m\rangle = e^{i\lambda_m} |\lambda_m\rangle. \quad (8)$$

Using eq. (6) it is straightforward to obtain a secular equation which relates the eigenvalues $e^{i\lambda_m}$ of the perturbed system ($\alpha \neq 0$) to the doubly degenerate eigenvalues $e^{i\epsilon_m}$ of the unperturbed one ($\alpha = 0$). Expanding the eigenvectors $|\lambda_m\rangle$ in terms of the old $\alpha = 0$ basis $|\epsilon_m\rangle$ yields

$$\frac{-ie^{-i\alpha}}{2 \sin \alpha} = \sum_{m=1}^B \frac{e^{i\epsilon_m} |A_m|^2}{e^{i\lambda} - e^{i\epsilon_m}}, \quad (9)$$

where the left hand side depends only on α . Solutions to this equation in λ provide the spectrum of eigenphases $\{\lambda_m\}$ of the perturbed system. Importantly, this equation only determines one half of the $2B$ eigenvalues of the matrix $S\mathcal{L}(k)$. The other half

are pinned to their initial values ϵ_m for $\alpha = 0$. Indeed, since the original spectrum of the unidirectional graph is doubly degenerate one half of all eigenvalues is not affected by a rank 1 perturbation. (A simple way to see this is to notice that the spectra of the original and the perturbed graphs satisfy the interlacing property, see below.) The coefficients $|A_m|^2 = |\langle \epsilon_m | \text{in}_+ \rangle|^2 + |\langle \epsilon_m | \text{in}_- \rangle|^2$ are the absolute values of the $|\epsilon_m\rangle$ eigenvectors' component corresponding to the edge(s) where $\tilde{\sigma}$ is located.¹ In the physically interesting cases where one of the eigenvalues λ is 0, *i.e.* eq. (2) holds, the corresponding A_m are the amplitudes of the stationary wave solution on the graph.

At first the complex secular equation appears overdetermined to give B real solutions for λ . This, however, is not true, since the real part of this equation is trivially fulfilled due to the completeness condition $\sum_{m=1}^B |A_m|^2 = 1$, while the imaginary part yields

$$\cot \alpha = \sum_{m=1}^B |A_m|^2 \cot \left(\frac{\lambda - \epsilon_m}{2} \right). \quad (10)$$

A prominent feature of eq. (10) is the interlacing property satisfied by its solutions, which is an immediate consequence of the fact that S is a rank 1 perturbation of S_0 . Specifically, for a positive α we find that the following inequality holds, $\epsilon_i \leq \lambda_i \leq \epsilon_{i+1}$. Similarly, in the case of $\alpha < 0$ we have $\epsilon_{i-1} \leq \lambda_i \leq \epsilon_i$. This becomes apparent by noticing that the right hand side of equation (10), as a function of λ , possesses poles at each ϵ_m . Therefore, the solutions λ_m lie in between those poles, see fig. 4. In the limiting case of $\alpha \rightarrow 0$ they will coincide with the poles as the system's spectrum is double degenerate.

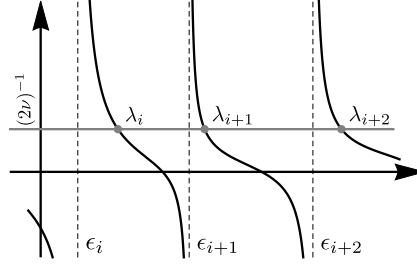


Figure 4: Schematic representation of the right-hand side of eqs. (10, 11) as a function of λ . One finds a solution to the secular equation whenever this sum is equal to $(2\nu)^{-1}$, $\nu = \tan \alpha$ as indicated by the horizontal, grey line. This graphical procedure nicely illustrates the interlacing property as all the λ_i can be found in between adjacent $\epsilon_i, \epsilon_{i+1}$ who define the poles of the sum.

Large B limit. Equation (10) can be simplified further in the case of graphs with a large number of edges. The eigenphases ϵ_m reside on the 2π interval parametrising the unit circle. Their distance therefore scales like $O(1/B)$ with the number of edges.

¹For $\alpha = 0$, $|A_m|^2$ is identical on both edges (*i.e.* $|\langle \epsilon_m | \text{in}_\pm \rangle|^2 = |\langle \epsilon_m | \text{out}_\pm \rangle|^2$) and independent of the direction of $|\epsilon_m\rangle$ (*i.e.* whether $|\epsilon_m\rangle$ resides on Γ_+ or Γ_-). Yet, the incoming and outgoing amplitudes are related via $\exp(ikl^{(\text{in})})A_m^{(\text{in})} = \exp(i\epsilon_m)A_m^{(\text{out})}$. This explains the appearance of the phase factor in the numerator of eq. (9).

Considering that $\cot x = 1/x + O(x)$, only the $N \sim \sqrt{B}$ closest ϵ_m will have an impact on the precise location of a solution λ_i between two ϵ -eigenphases. To demonstrate this we split the sum in (10) into three parts, the central sum with $N \sim \sqrt{B}$ elements and two surrounding contributions with $1/2(B - N)$ entries. It is straightforward to see that due to the periodicity of the cotangent the contributions of the outer sums on average cancel each other. Furthermore, it can be shown that the fluctuations of those sums scale with $O(1/B)$ and therefore are negligible in the limit of large graphs. After the expansion of the cotangent, we obtain for the remaining sum, up to corrections of $O(1/B)$:

$$\frac{1}{2\nu} = \sum_{m=1}^N \frac{|A_m|^2}{\lambda - \epsilon_m} \quad \text{with} \quad \nu = \tan \alpha. \quad (11)$$

The solutions of this equation obey the same interlacing property as before in eq. (10).

Remarkably, eq. (11) is identical to a secular equation considered in [14]. This work is concerned with the study of relations between old ϵ_m and new λ_m -eigenvalues in a perturbed Hamiltonian system, $H = H_0 + \nu N |\psi\rangle \langle \psi|$, where H_0 is drawn from a GUE ensemble of $N \times N$ random matrices. Leaving aside differences in the physical interpretation this allows us to build upon the results of [14] in the next section, where we consider the spectral statistics of $\{\lambda_m\}$. As we demonstrate later, the spectral statistics of the graph's physical spectrum $\{k_n\}$ determined by eq. (2) can, in the large B limit, be obtained from these results by a simple rescaling.

4. Analytic Calculations. RMT approach.

Throughout this section we derive the nearest neighbour distance distribution $p_\nu(s)$ for nearly unidirectional quantum graphs using a RMT like approach. In addition to the exact results presented here we provide a compact, heuristic surmise in section 6.

Recall that the perturbed spectrum consists of two parts, the pinned ϵ -eigenvalues, and in between the λ eigenvalues, $\epsilon_i \leq \lambda_i \leq \epsilon_{i+1}$, moving under perturbation (see sec. 3). Because of this it is natural to split $p_\nu(s)$ into two parts,

$$p_\nu(s) = \frac{1}{2} \left(p_\nu^{\text{ex}}(s) + p_\nu^{\text{in}}(s) \right), \quad (12)$$

where $p_\nu^{\text{in}}(s)$ is the internal splitting distribution for the distances between ϵ_i and the next λ_i to the right while $p_\nu^{\text{ex}}(s)$ covers the expanse from λ_i to the next ϵ_{i+1} . The derivation of both splitting distributions follows along the same lines but we focus mainly on $p_\nu^{\text{in}}(s)$ presenting results for $p_\nu^{\text{ex}}(s)$ at the end of this section. In addition, only the case $\nu > 0$ has to be treated. As can be inferred from the secular equation, the result for $\nu < 0$ is obtainable by exchanging the roles of $p_\nu^{\text{in}}(s)$ and $p_\nu^{\text{ex}}(s)$, *i.e.*

$$p_\nu^{\text{ex}}(s) = p_{-\nu}^{\text{in}}(s) \quad \text{and} \quad p_\nu^{\text{in}}(s) = p_{-\nu}^{\text{ex}}(s). \quad (13)$$

Let us emphasize that the results we present below for $\nu > 0$ would not yield meaningful splitting distribution if negative ν are entered, instead one should use the above relations.

Relating the splitting distributions $p(s)$ to the gap probability is a well established procedure in RMT since the later quantity is often easier to calculate, *cf.* [15]. In our case we have two different sub-spectra and the gap probability $E = E(\epsilon_{\min}, \epsilon_{\max}; \lambda_{\min}, \lambda_{\max})$ is defined as probability that no eigenvalue of the respective kind, *i.e.* ϵ_i and λ_j , can be found in the intervals $[\epsilon_{\min}, \epsilon_{\max}]$ and $[\lambda_{\min}, \lambda_{\max}]$, where, in principle, the two intervals should be thought of as being independent.

To establish the connection between E and $p_\nu(s)$ let us first consider the probability to find an ϵ -eigenvalue in an interval $[\epsilon_{\min} - \delta_\epsilon, \epsilon_{\min}]$, in the limit of $\delta_\epsilon \rightarrow 0$. This is the probability not to have an ϵ gap at this position and thus can be expressed as $1 - E(\epsilon_{\min} - \delta_\epsilon, \epsilon_{\min}; 0, 0)$. Divided by the length δ_ϵ of the interval the result is the mean level density $\bar{\rho}^{(\epsilon)}$ for the ϵ spectrum

$$\bar{\rho}^{(\epsilon)}(\epsilon_{\min}) = \frac{\partial}{\partial \epsilon_{\min}} E(\epsilon_{\min}, \epsilon_{\max}; 0, 0) \Big|_{\epsilon_{\min} = \epsilon_{\max}}. \quad (14)$$

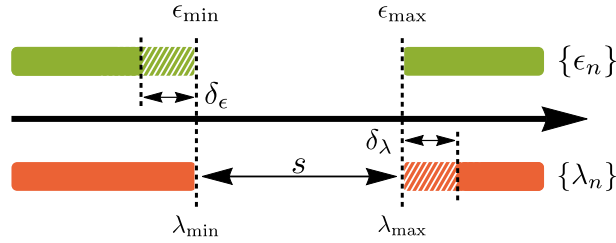


Figure 5: (*Colour online*) Drawing of a gap in the $\{\epsilon_n\}, \{\lambda_n\}$ spectrum with size s . To take derivatives of the gap probability E we expand it linearly around small perturbations of the respective gap boundary, which one can think of as small δ extensions of the original gap, see shaded intervals in the figure.

We now extend our consideration to the gap intervals $[\epsilon_{\min}, \epsilon_{\max}]$, $[\lambda_{\min}, \lambda_{\max}]$ where $\epsilon_{\min} = \lambda_{\min}$, $\epsilon_{\max} = \lambda_{\max}$ while the endpoints are separated by some finite distance $s = \bar{\rho}^{(\epsilon)}(\epsilon_{\min})|\lambda_{\min} - \epsilon_{\max}|$ measured on the scales of MLS $\bar{\rho}^{-1}$, see fig. 5. Let $p^{(\epsilon\lambda)}$ be the probability (density) to find an ϵ -eigenvalue in the interval $[\epsilon_{\min} - \delta_\epsilon, \epsilon_{\min}]$ simultaneously with another λ -eigenvalue in the interval $[\lambda_{\max}, \lambda_{\max} + \delta_\lambda]$ such that no other eigenvalues are present in-between. Following the same line of reasoning as before, it is given by a double derivative of E with respect to both edges ϵ_{\min} and λ_{\max} . On the other hand, $p^{(\epsilon\lambda)}$ is also equal to the probability density $\bar{\rho}^{(\epsilon)}$ to find an ϵ -eigenvalue in the interval $[\epsilon_{\min} - \delta_\epsilon, \epsilon_{\min}]$ times the probability density to find the next λ -eigenvalue in the distance s . The later one is exactly the sought $p_\nu^{\text{in}}(s)$. Therefore we may express it as

$$p_\nu^{\text{in}}(s) = \frac{1}{\bar{\rho}^{(\epsilon)}(\epsilon_{\min})} \frac{\partial^2}{\partial \epsilon_{\min} \partial \lambda_{\max}} E(\epsilon_{\min}, \epsilon_{\max}; \lambda_{\min}, \lambda_{\max}) \Big|_{\substack{\epsilon_{\min} = \lambda_{\min} = -s/2\bar{\rho}^{(\epsilon)}(0) \\ \epsilon_{\max} = \lambda_{\max} = +s/2\bar{\rho}^{(\epsilon)}(0)}}, \quad (15)$$

where, for the sake of convenience, we have chosen the gap symmetrically around zero.

A similar result holds for $p_\nu^{\text{ex}}(s)$. In principle only the boundary derivatives have to be exchanged,

$$p_\nu^{\text{ex}}(s) = \frac{1}{\bar{\rho}^{(\lambda)}(\lambda_{\min})} \frac{\partial^2}{\partial \lambda_{\min} \partial \epsilon_{\max}} E(\epsilon_{\min}, \epsilon_{\max}; \lambda_{\min}, \lambda_{\max}) \Big|_{\substack{\epsilon_{\min} = \lambda_{\min} = -s/2\bar{\rho}^{(\lambda)}(0) \\ \epsilon_{\max} = \lambda_{\max} = +s/2\bar{\rho}^{(\lambda)}(0)}} , \quad (16)$$

where $\bar{\rho}^{(\lambda)}$ denotes the mean level density of the λ -spectrum. Note that in our case $\bar{\rho}^{(\lambda)} = \bar{\rho}^{(\epsilon)}$.

4.1. Gap Probability E

We now present the derivation of the gap probability E for nearly unidirectional quantum graphs employing a RMT model. Our calculations rest upon the secular equation (11), where the N distinct ϵ -eigenvalues are distributed in accordance with the Circular Unitary Ensemble (*CUE*) describing the distribution of eigenvalues in TRI unidirectional quantum graphs. Further on, we assume, in accordance with [14, 16], a Gaussian distribution for the overlaps $|A_m|^2$:

$$p(|A_m|^2) = N \exp(-N|A_m|^2) , \quad (17)$$

which can be expected for large graphs. The validity of this assumption is discussed towards the end of section 5.

This RMT model was employed previously in [14] to calculate the two-point correlation function between the $\{\epsilon_i\}$ and $\{\lambda_i\}$ spectra, to which end the following joint probability distribution $P(\{\epsilon_i\}, \{\lambda_j\})$ for the total spectrum was derived:

$$P(\{\epsilon_i\}, \{\lambda_j\}) \propto \left(\prod_{\substack{i,j=1 \\ i>j}}^N 4 \sin \frac{\epsilon_i - \epsilon_j}{2} \sin \frac{\lambda_i - \lambda_j}{2} \right) \exp \left(-\frac{N}{2\nu} \sum_{i=1}^N (\lambda_i - \epsilon_i) \right) . \quad (18)$$

The ϵ and λ eigenvalues run from $[-\pi, +\pi]$ under the constraint of the interlacing property. Please observe that $\{\epsilon_i\}$ is taken without degeneracy and $\{\lambda_i\}$ only consists of the shifted eigenvalues, similar to the usage in the secular equations. We will now utilize (18) in order to calculate the gap probability function:

$$\begin{aligned} E(\epsilon_{\min}, \epsilon_{\max}; \lambda_{\min}, \lambda_{\max}) &\propto \int_{-\pi}^{+\pi} d\epsilon_1 \int_{\epsilon_1}^{\pi} d\lambda_1 \int_{\lambda_1}^{\pi} d\epsilon_2 \dots \int_{\epsilon_N}^{+\pi} d\lambda_N P(\{\epsilon_i\}, \{\lambda_j\}) \\ &\times \prod_{k=1}^N \left(\left(1 - \theta(\epsilon_k - \epsilon_{\min}) \theta(\epsilon_{\max} - \epsilon_k) \right) \left(1 - \theta(\lambda_k - \lambda_{\min}) \theta(\lambda_{\max} - \lambda_k) \right) \right) . \end{aligned} \quad (19)$$

A special feature of the gap probability is that it relates to all eigenvalues of the spectrum in a uniform manner, visible in its product structure, which allows to take all integrals by standard methods, *cf.* [15]. In the following we will briefly sketch this procedure.

Expanding the sine functions into exponentials,

$$\prod_{\substack{i,j=1 \\ i>j}}^N \sin\left(\frac{\epsilon_i - \epsilon_j}{2}\right) \propto \prod_{\substack{i,j=1 \\ i>j}}^N e^{-i/2(\epsilon_i + \epsilon_j)} (e^{i\epsilon_i} - e^{i\epsilon_j}) = \Delta\{e^{i\epsilon_i}\} \prod_{j=1}^N e^{-\frac{i}{2}(N-1)\epsilon_j}, \quad (20)$$

one finds Vandermonde determinants Δ of ϵ variables with a similar result for the λ part. Upon reordering the domains of integration,

$$\int_{-\pi}^{+\pi} d\epsilon_1 \int_{\epsilon_1}^{\pi} d\lambda_1 \int_{\lambda_1}^{\pi} d\epsilon_2 \dots \int_{\epsilon_N}^{+\pi} d\lambda_N \rightarrow \int_{-\pi}^{+\pi} d\epsilon_1 \int_{\epsilon_1}^{+\pi} d\epsilon_2 \dots \int_{\epsilon_{N-1}}^{+\pi} d\epsilon_N \int_{\epsilon_1}^{\epsilon_2} d\lambda_1 \dots \int_{\epsilon_{N-1}}^{\epsilon_N} d\lambda_{N-1} \int_{\epsilon_N}^{+\pi} d\lambda_N, \quad (21)$$

the integrals over the λ variables can be drawn into the corresponding determinant form:

$$D\{\epsilon_i\} = \begin{vmatrix} \int_{\epsilon_1}^{\epsilon_2} d\lambda_1 f_1(\lambda_1) & \int_{\epsilon_1}^{\epsilon_2} d\lambda_1 f_2(\lambda_1) & \dots & \int_{\epsilon_1}^{\epsilon_2} d\lambda_1 f_N(\lambda_1) \\ \vdots & \vdots & \ddots & \vdots \\ \int_{\epsilon_{N-1}}^{\epsilon_N} d\lambda_{N-1} f_1(\lambda_{N-1}) & \int_{\epsilon_{N-1}}^{\epsilon_N} d\lambda_{N-1} f_2(\lambda_{N-1}) & \dots & \int_{\epsilon_{N-1}}^{\epsilon_N} d\lambda_{N-1} f_N(\lambda_{N-1}) \\ \int_{\epsilon_N}^{\pi} d\lambda_N f_1(\lambda_N) & \int_{\epsilon_N}^{\pi} d\lambda_N f_2(\lambda_N) & \dots & \int_{\epsilon_N}^{\pi} d\lambda_N f_N(\lambda_N) \end{vmatrix}, \quad (22)$$

where $f_j(\lambda_i)$ is a shorthand for $\exp(i(j-1)\lambda_i + i(N-1)\lambda_i/2 - N\lambda_i/(2\nu))$. The remaining integral over the ϵ variables

$$E(\epsilon_{\min}, \epsilon_{\max}; \lambda_{\min}, \lambda_{\max}) \propto \int_{-\pi}^{+\pi} d\epsilon_1 \int_{\epsilon_1}^{+\pi} d\epsilon_2 \dots \int_{\epsilon_{N-1}}^{+\pi} d\epsilon_N D\{\epsilon_i\} \Delta\{e^{i\epsilon_i}\} \prod_{j=1}^N e^{\frac{iN\epsilon_j}{2}(1-\frac{1}{N}-\frac{i}{\nu})}, \quad (23)$$

can then be treated as follows. Adding the last line of the determinant $D\{\epsilon_i\}$ to the second last and then continuing recursively sets the upper boundary to π in all integrals and shows the antisymmetry of $D\{\epsilon_i\}$ under exchange of $\epsilon_i \leftrightarrow \epsilon_j$. Therefore, the integrand in eq. (23) is a symmetric function, implying that the boundaries of integration can be extended to the full domain $[-\pi, +\pi]$ (up to a factor).

Finally, we exploit the fact that Vandermonde determinants can be expanded into alternating sums

$$\Delta\{e^{i\epsilon_i}\} = \sum_{\{\sigma\}} (-1)^{|\sigma|} e^{i\sigma(1)\epsilon_1} e^{i\sigma(2)\epsilon_2} \dots e^{i\sigma(N)\epsilon_N}, \quad (24)$$

wherein $\{\sigma\}$ represents the set of all permutations of the numbers $(0, 1, \dots, N-1)$, $|\sigma|$ denotes the permutation's parity and $\sigma(i)$ yields the number associated to i under permutation σ . The symmetry of the integrand in (23) allows us to absorb the single factors into the second determinant, leading to

$$E(\epsilon_{\min}, \epsilon_{\max}; \lambda_{\min}, \lambda_{\max}) = \frac{\det F(\epsilon_{\min}, \epsilon_{\max}; \lambda_{\min}, \lambda_{\max})}{\det F(0, 0; 0, 0)}, \quad (25)$$

where $F(\epsilon_{\min}, \epsilon_{\max}; \lambda_{\min}, \lambda_{\max})$ is a $N \times N$ matrix with elements

$$F_{kl} = \int_{-\pi}^{+\pi} d\epsilon \int_{\epsilon}^{+\pi} d\lambda e^{-\frac{N}{2\nu}(\lambda - \epsilon)} e^{i(k-1)\epsilon - i\frac{N-1}{2}\epsilon} e^{i(l-1)\lambda - i\frac{N-1}{2}\lambda} \times \left(\left(1 - \theta(\epsilon - \epsilon_{\min})\theta(\epsilon_{\max} - \epsilon)\right) \left(1 - \theta(\lambda - \lambda_{\min})\theta(\lambda_{\max} - \lambda)\right) \right). \quad (26)$$

The denominator of E ensures that the probability to find gaps of zero width in both spectra is unity. It is related to the omitted normalisation of P in Equation (18). The integral in (26) consists of four parts, depending on the combinations of Heaviside θ -functions, which can be calculated explicitly. For the sake of compactness of exposition the resulting expressions are not presented here. They can be found in the appendix.

4.2. Splitting Distribution

Using eqs. (15, 25) and taking into account that $\bar{\rho}^{(\lambda)} = \bar{\rho}^{(\epsilon)} = N/(2\pi)$ we can write the nearest neighbour distribution as

$$p_\nu^{\text{in}}(s) = \left(\frac{2\pi}{N} \right) \frac{\partial_{\delta_\epsilon} \partial_{\delta_\lambda} \det F^{(\text{num})}(s\pi/N, \delta_\epsilon, \delta_\lambda)}{\partial_{\delta_\epsilon} \det F^{(\text{den})}(s\pi/N, \delta_\epsilon)} \Big|_{\delta_\epsilon = \delta_\lambda = 0}, \quad (27)$$

where the matrices in the numerator and denominator are given by

$$F^{(\text{num})}(z, \delta_\epsilon, \delta_\lambda) := F(-z - \delta_\epsilon, z; -z, z + \delta_\lambda), \quad (28)$$

$$F^{(\text{den})}(z, \delta_\epsilon) := F(-z - \delta_\epsilon, -z; 0, 0). \quad (29)$$

For an illustration of the gap position please refer to figure 5. Expression (27) can be straightforwardly evaluated expanding $F^{(\text{num})}$ and $F^{(\text{den})}$ up to linear order in $\delta_\epsilon \cdot \delta_\lambda$ (resp. δ_ϵ) and then taking the large N -limit. (The resulting expressions are given by equations (53) and (54) in the appendix.) At this point it is convenient to introduce a pair of auxiliary N -dimensional vectors $|u\rangle, |u^*\rangle$:

$$\langle j | u \rangle = e^{+ij \frac{\pi}{N} s}, \quad \langle j | u^* \rangle = e^{-ij \frac{\pi}{N} s}, \quad (30)$$

and $N \times N$ matrices:

$$\Lambda_{kl} = \left(ik + \frac{N}{2\nu} - i \frac{N+1}{2} \right) \delta_{kl}, \quad R_{kl} = \delta_{kl} - \left(\frac{\sin(k-l)\pi/Ns}{(k-l)\pi} \right)_{kl}. \quad (31)$$

Note that $1 - R$ is the well known sine-kernel matrix. This notation enables us to write the leading order expansion of both matrices (28, 29) in a compact form:

$$F^{(\text{den})} = -2\pi\Lambda + \delta_\epsilon \Lambda |u\rangle \langle u| + O(1/N), \quad (32)$$

$$F^{(\text{num})} = -2\pi\Lambda R + |u\rangle \langle u| - g \left(\delta_\epsilon \Lambda |u^*\rangle - |u^*\rangle \right) \left(\langle u| \Lambda \delta_\lambda - \langle u| \right) + O(1/N), \quad (33)$$

where $g = \exp\left(i(N+1)\frac{\pi}{N}s - \frac{\pi}{\nu}s\right)$. The corrections stand here for neglected terms of order $O(1/N)$ in the elements of F . Employing the relationship

$$\det(A + |x\rangle \langle y|) = \det(A) \left(1 + \langle y | A^{-1} | x \rangle \right) \quad (34)$$

the determinant of $F^{(\text{den})}$ can easily be calculated:

$$\det(F^{(\text{den})}) = (-2\pi)^N \det(\Lambda) (1 - N\delta_\epsilon/2\pi). \quad (35)$$

Taking also into account

$$\left(A + |u\rangle\langle v|\right)^{-1} = A^{-1} - \frac{A^{-1}|u\rangle\langle v|A^{-1}}{1 + \langle v|A^{-1}|u\rangle}, \quad (36)$$

we can perform a similar expansion for the determinant of $F^{(\text{num})}$, leading finally to

$$\begin{aligned} p_\nu^{\text{in}}(s) = 2 \frac{g\pi}{N^2} \det R \times & \left(\langle u|R^{-1}\Lambda|u^*\rangle - \frac{1}{2\pi} \langle u|\Lambda^{-1}R^{-1}|u\rangle \langle u|R^{-1}\Lambda|u^*\rangle \right. \\ & \left. + \frac{1}{2\pi} \langle u|R^{-1}|u\rangle \langle u|\Lambda^{-1}R^{-1}\Lambda|u^*\rangle \right) + O(1/N). \end{aligned} \quad (37)$$

Note that, although this quantity explicitly depends on N , it has a well defined limit for $N \rightarrow \infty$. The leading denominator is compensated by the corresponding scaling of the scalar products. Furthermore, due to the presence of the exponent g the above expression turns out to be purely real.

Along the same lines we are able to obtain the result for $p_\nu^{\text{ex}}(s)$ using eq. (16). Expanding the double derivative up to the leading order in $\delta_\epsilon, \delta_\lambda$ yields:

$$p_\nu^{\text{ex}}(s) = \frac{\det R}{N^2} \left(\langle u^*|R^{-1}|u^*\rangle \langle u|\Lambda^{-1}R^{-1}\Lambda|u\rangle - \langle u|\Lambda^{-1}R^{-1}|u^*\rangle \langle u^*|R^{-1}\Lambda|u\rangle \right) + O(1/N). \quad (38)$$

It is interesting to compare this result with the GUE nearest neighbour distribution $p^{\text{GUE}}(s)$ which should emerge from (38) in the limit of $\nu \rightarrow 0$. To this end note that $p^{\text{GUE}}(s)$ is related to the R matrix, [15], as:

$$p^{\text{GUE}}(s) = \partial_s^2 \det R = \det R \times \left(\partial_s^2 \text{Tr} \log R + (\partial_s \text{Tr} \log R)^2 \right). \quad (39)$$

Further on, the derivative of R can be expressed as a rank 2 projector on $|u\rangle$ and $|u^*\rangle$. In particular

$$\partial_s \text{Tr} \log R = \text{Tr} \frac{\partial_s R}{R} = -\frac{1}{2N} \left(\langle u|R^{-1}|u\rangle + \langle u^*|R^{-1}|u^*\rangle \right). \quad (40)$$

The second derivative can be treated in the same fashion and, after some cancellation, we obtain

$$p^{\text{GUE}}(s) = \frac{\det R}{N^2} \left(\langle u^*|R^{-1}|u^*\rangle \langle u|R^{-1}|u\rangle - \langle u|R^{-1}|u^*\rangle \langle u^*|R^{-1}|u\rangle \right), \quad (41)$$

which bears an apparent structural similarity to (38).

5. Comparison with Quantum Graph Spectra

Both expressions (37,38) depend on the inverse of the sine-kernel matrix R^{-1} which is not known explicitly. Nevertheless, they serve as a very useful tool to numerically calculate the nearest neighbour distribution. As we neglected terms of the order $O(1/N)$, the

dimension N of the matrix R should be large enough to reach the limiting distribution with a sufficient precision. For practical purposes we found $N=100$ to be sufficient for all ranges of the parameter strength ν .

The resulting nearest neighbour distributions obtained evaluating eqs. (37,38) are presented in fig. 6. In all cases we found a perfect agreement with the distribution (not shown here) of eigenvalues drawn from the Random Matrix Ensembles of sec. 4. Without perturbation, *i.e.* for $\nu = 0$, $p_\nu^{\text{ex}}(s)$ is given by the GUE nearest neighbour distribution while $p_\nu^{\text{in}}(s)$ is just a δ -spike at 0 due to the exact degeneracy of the system. Under a small perturbation this spike erodes, but both parts of the splitting distribution, $p_\nu^{\text{in}}(s)$ and $p_\nu^{\text{ex}}(s)$, are still distinguishable. With increasing perturbation strength both distributions become more similar. From the secular equation (11) one can infer that, in the limit $\nu \rightarrow \infty$, they are actually identical.

It is quite remarkable that the perturbation does not lead to a strict level repulsion as for any ν one finds $p_\nu^{\text{in}}(0) > 0$. Furthermore, under onset of the perturbation there is no longer a strict repulsion between λ_i and the ϵ_{i+1} eigenvalue to the right either, *i.e.* $p_\nu^{\text{ex}}(0) > 0$ if $\nu > 0$. For comparison we present here the two point correlation function $R_2(s)$ between the ϵ and the λ part of the spectrum which was derived in [14,17] (for related quantities also refer to [18]). For small distances s this function naturally agrees with $p_\nu^{\text{in}}(s)$ as is visible in fig. 6.

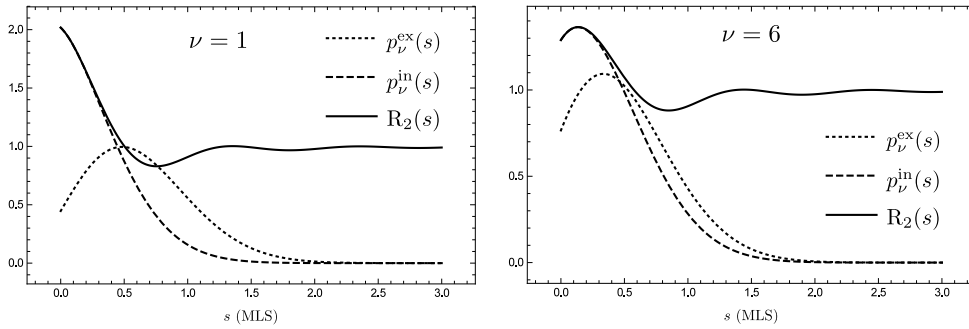


Figure 6: Analytic results for $p_\nu^{\text{in}}(s)$, $p_\nu^{\text{ex}}(s)$ and the $R_2(s)$ two point correlator derived by [14] shown together for $\nu=2$ and $\nu=6$. As expected $p_\nu^{\text{in}}(s)$ and $R_2(s)$ are almost identical for small s . But for larger values $p_\nu^{\text{in}}(s)$ decays to 0 as the nearest neighbour can not be arbitrarily far, while $R_2(s)$ saturates towards 1 as farther away values are no longer correlated. With increasing perturbation strength, see right panel, $p_\nu^{\text{in}}(s)$ and $p_\nu^{\text{ex}}(s)$ tend towards the same limiting distribution.

Nearly unidirectional quantum graphs. In what follows we compare the above results with the nearest neighbour distributions of actual quantum graph spectra $\{k_n\}$. For this we use several families of nearly unidirectional quantum graphs constructed according to the guidelines in sec. 2. To find numerical solutions to the equation

$$\det(1 - S\mathcal{L}(k_n)) = 0 \quad (42)$$

we used the (by definition) positive singular eigenvalues of $1 - S\mathcal{L}(k)$ and searched for the points where the lowest one becomes 0, see *e.g.* [19] for details of this method. Noticing that, for not too small graphs, the lowest lying eigenvalues depend approximately linearly on k it is straightforward to follow the downwards slope within a few iterations. We found this approach to work rather fast and accurately, such that 9 significant post-decimal digits can easily be achieved.

In addition to the actual $\{k_n\}$ spectrum of the graph we also computed the splitting distribution between the eigenphases of the unitary quantum map $S\mathcal{L}(k)$. In the large B limit both spectra are known to possess the same statistics after rescaling the MLS to 1, [11,20]. Indeed, the average “velocity” of the eigenphases over k depends on the (fixed) average edge length \bar{l}_i while fluctuations decrease with increasing bond number. As a result, both spectral statistics coincide in the large B limit. Note, however, that since we obtain $2B$ eigenvalues for any arbitrary k , this approach is numerically significantly less expensive.

If not stated otherwise we set the back-scattering matrix $\tilde{\sigma}$, eq. (5), to

$$\begin{aligned} \alpha &= -\arctan \nu, \quad \beta = 0, \quad \gamma = 0 \\ \rightarrow \quad r &= \frac{\nu}{1 - \nu}, \quad t = \frac{i}{1 - \nu}. \end{aligned} \tag{43}$$

This choice is reminiscent of placing an actual strength ν δ -potential on an edge ($H = \Delta + \nu\delta(x)$), where transmission and reflection rates of the free wave propagation are given by r and t . We omit here the k dependence of such type of perturbation. The graph lengths were chosen randomly from the interval $[0, 1]$ and rescaled such that the mean length is 1.

Fully connected graph. This graph is composed of V vertices, which are interconnected by $B = V(V - 1)/2$ bonds. Note that we do not allow self-loops, *i.e.* a vertex cannot be connected to itself. At each vertex the U_i scattering matrices, see eq. (3), are drawn randomly. Figs. 7 and 8 demonstrate that both $p_\nu^{\text{in}}(s)$ and $p_\nu^{\text{ex}}(s)$ agree quite nicely with the analytic predictions.

Binary De Bruijn Graphs. The 2^p vertices of these graphs can be labelled by binary sequences of length p . Each vertex $a_1a_2 \dots a_p$, $a_i = \{0, 1\}$ is connected with several (generically 4) others labelled by the sequences $ba_1a_2 \dots a_{p-1}$, $b = \{0, 1\}$, or $a_2a_3 \dots a_pc$, $c = \{0, 1\}$, which are obtained by adding one symbol to the left and removing one on the right or vice versa, see [21]. A sketch of such a graph for $p=3$ can be found in fig. 3. As opposed to the fully connected graphs, De Bruijn graphs feature several short cycles – the alternating pattern $1010 \dots 0 \rightarrow 0101 \dots 1 \rightarrow 1010 \dots 0$ is of length 2, while the vertices $11 \dots 1$ and $00 \dots 0$ have attached self-loops. The scattering matrices at each vertex are identical and chosen in such a way that the original graph is unidirectional.

The results for the nearest neighbour distributions turn out to be quite sensitive to the choice of the back-scatterer position. If $\tilde{\sigma}$ is placed on a generic edge we once again find a good agreement with the RMT predictions, see fig. 9a,b. As can be seen on fig. 10, the same stays true if we change the scattering matrix at some generic vertex of the original unidirectional quantum graph Γ_0 to correspond to Neumann boundary conditions (thus

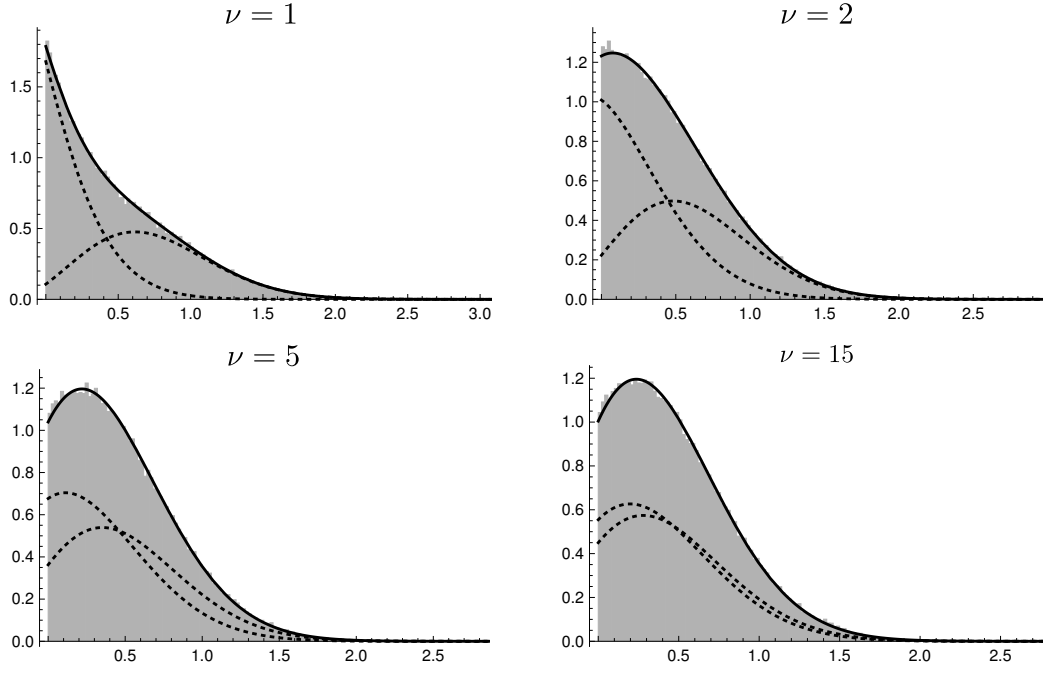


Figure 7: Histograms of the nearest neighbour distances for the 130,000 lowest k -eigenvalues obtained from a fully connected graph with 17 vertices plus back-scatterer, see text. The black line shows the analytic result derived in sec. 4 for comparison. The smaller dashed lines indicate the contributions of the single $p_\nu^{\text{in}}(s)$ and $p_\nu^{\text{ex}}(s)$ to the analytical result. To distinguish them please note that $p_\nu^{\text{in}}(0) \geq p_\nu^{\text{ex}}(0)$. The lower panels demonstrate the onset of saturation for strong perturbations in which the distribution of both sub-splittings will become identical. MLS is adjusted to $\langle \epsilon_{i+1} - \epsilon_i \rangle = 1$. (Weaker perturbation strengths can be found in fig. 8)

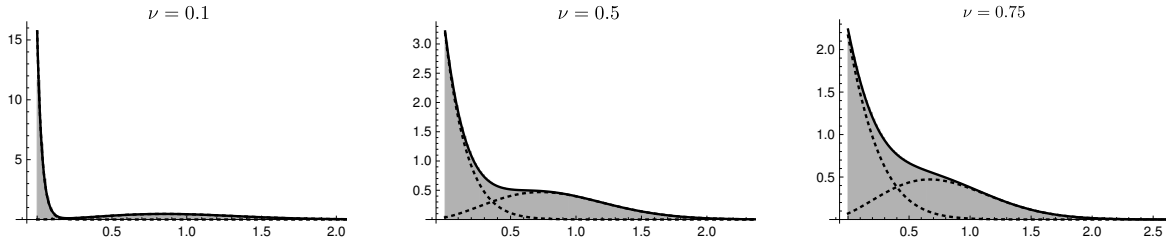


Figure 8: Histograms for $p_\nu(s)$ obtained from 2.7×10^6 eigenphases of the graph's quantum map. Further details as in fig. 7.

breaking unidirectionality). On the other hand, if we place the back-scatterer on one of the self-loops (see fig. 3) this has a drastic effect on the resulting splitting distribution, see fig. 9c,d.

To explain these findings let us recall that in the analytic RMT model we made an assumption, eq. (17), on the uniform (random wave) distribution of the wave-function's probability density $|A_m|^2$ at the scatterer position. On the other hand, wave functions on certain types of graphs are known to exhibit enhanced localisation (scars) on some edges [22, 23]. To shed further light onto the sensitivity of $p_\nu(s)$ to such enhancements we analysed the distribution of $|A_m|^2$ at different edges of the graph. Fig. 11 shows the results for two different edges of a De Bruijn graph illustrating the significant differences between the actual result and our original assumption, eq. (17).

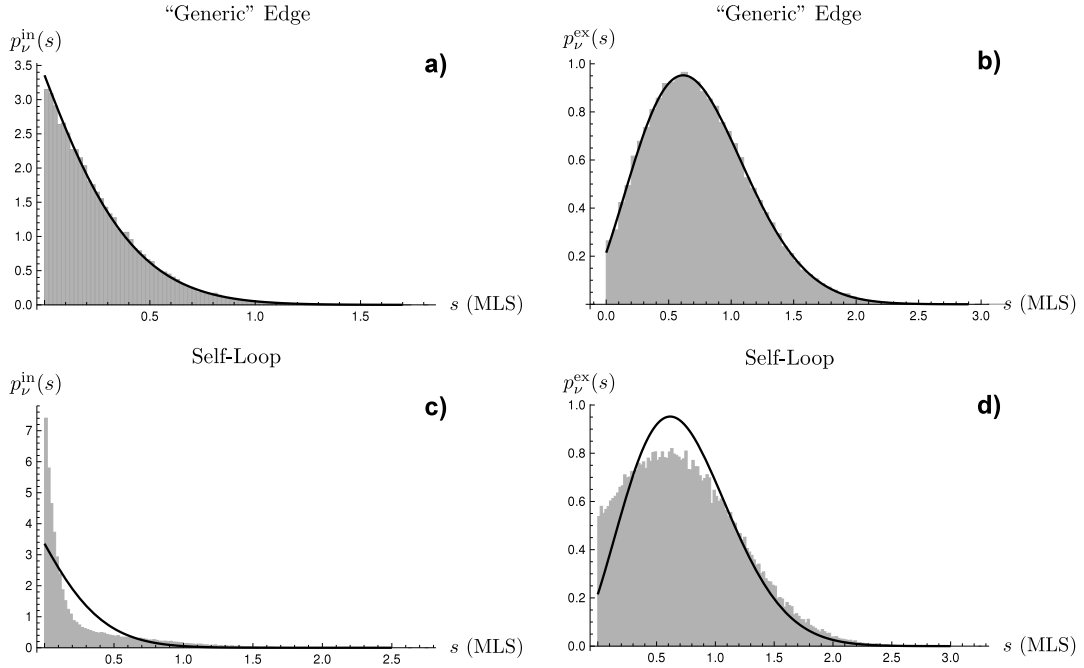


Figure 9: Histogram for the splitting distributions in binary De Bruijn graphs. In the lower row the back-scattering element is located on a self-loop of the graph while in the upper it is far away from short cycles. It is plainly visible that the “self-loop” distributions deviate largely from the anticipated analytic results (black lines) while for the “generic” case the agreement is comparable to the results obtained from the fully connected graph, figs. 7 and 8. Further on, it appears that the effect is strongest for small splittings s and therefore mainly affects the internal splitting $p_\nu^{\text{in}}(s)$.

Other systems. Besides the case of fixed local scattering matrices σ_i we also investigated the case of a random choice for the De Bruijn graphs, as well as completely randomly constructed unidirectional graphs with low connectivity. Above deviation was present in all short cycles (containing up to 4 edges) of the tested graphs, decaying with

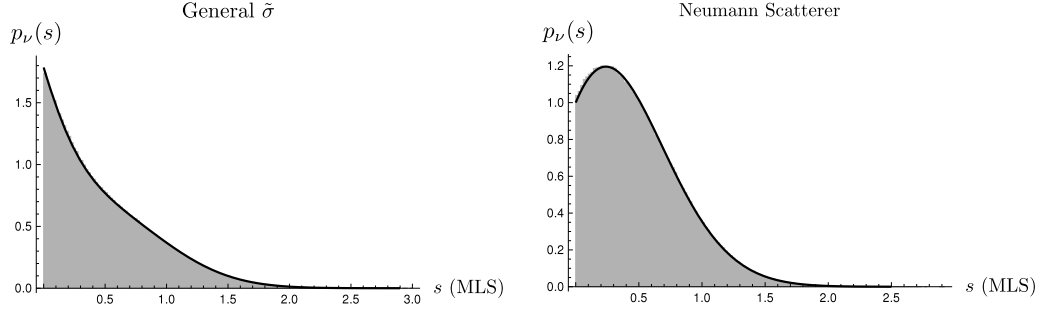


Figure 10: Depicted are nearest neighbour distance distributions for a De Bruijn graph with 64 vertices. On the left-hand side we placed, on a “generic” edge (see fig. 11), a general scatterer with $\alpha = \pi/4$, $\beta = \pi/3$ and $\gamma = 4/5 \pi$, which corresponds to $\nu = 1$ as indicated by the analytic black line. On the right-hand side no scatterer is placed at all, as a substitute we replace σ_i of one vertex with Neumann boundary conditions. The plotted analytical result represents $\nu \rightarrow \infty$. Minor deviations can be attributed to the mismatch in $p(|A_m|^2)$ for De Bruijn graphs, see right-hand side of fig. 11

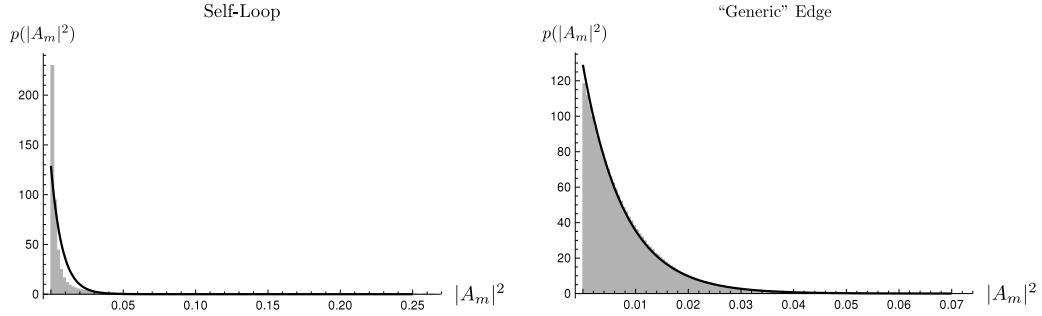


Figure 11: Histograms showing the distribution of wave functions (absolute square) on two edges of a De Bruijn graph. Either on a self-loop or far away from any short cycles (right panel). In the generic case one finds the expected uniform distribution as in eq. (17). But for the self-loop the wave function either avoids the edge, *i.e.* increased probability for very small A_m or it has an enhanced localisation. A logarithmic scaling would reveal an (exponentially decaying) heavy-tail for large A_m where the distribution is orders of magnitudes larger than our assumption suggested. For instance $|A_m|^2 > 0.2$ denotes that at least one fifth of the wave-function is localised on this edge, implying a much smaller weight on the other 127 edges.

increasing cycle length. Notwithstanding, the choice of the local scattering matrices σ_i along the cycles also has an important impact on the strength of the effect.

6. Heuristic Surmise

The formulas (37,38) for the nearest neighbour distribution, although exact, require to calculate the inverses of large matrices. It would therefore be of interest to have a simple, analytical expression approximating $p_\nu^{\text{in}}(s)$ and $p_\nu^{\text{ex}}(s)$. In the following we obtain such an expression based on the Wigner Surmise providing the nearest neighbour distribution for GUE:

$$p^{\text{W}}(s) = 32 \frac{s^2}{\pi^2} \exp\left(-\frac{4s^2}{\pi}\right). \quad (44)$$

First observe that independently of the perturbation strength ν , the ϵ and the shifted λ part of the spectrum are both GUE distributed if considered separately, [10]. Yet, these distributions are not independent, since we have the interlacing property – a new eigenvalue λ_i is at least as far from λ_{i-1} as from ϵ_i . To take into account correlations between the $\{\epsilon_i\}$ and $\{\lambda_i\}$ spectra let us make a crude assumption that ϵ_i and λ_{i-1} are separated by a fixed distance c_{in} . Since the distances between λ_{i-1} and λ_i are distributed according to the Wigner Surmise, the resulting distribution between ϵ_i and λ_i ,

$$p^s(s, c_{\text{in}}) = p^{\text{W}}(s + c_{\text{in}})/\mathcal{N}(c_{\text{in}}) \quad \text{with} \quad \mathcal{N}(c_{\text{in}}) = \frac{4}{\pi} c_{\text{in}} e^{-\frac{4c_{\text{in}}^2}{\pi}} + \text{erfc}\left(\frac{2c_{\text{in}}}{\sqrt{\pi}}\right), \quad (45)$$

is the sought approximation for $p_\nu^{\text{in}}(s)$ (for $s \geq 0$). Here $\mathcal{N}(c_{\text{in}})$ is fixed by the normalisation condition and the optimal value of $c_{\text{in}}(\nu)$ has yet to be determined. Similarly, we can look at the splitting distribution $p_\nu^{\text{ex}}(s)$ between λ_i and ϵ_{i+1} , which we can express based on the same $p^s(s)$ but with another cutting value $c_{\text{ex}}(\nu)$.

To identify the correct threshold c 's, we demand $p^s(0, c_{\text{in}}) = p_\nu^{\text{in}}(0)$, as well as $p^s(0, c_{\text{ex}}) = p_\nu^{\text{ex}}(0)$. Using the exact solutions for $s=0$ from the analytical calculations in Section 4 we obtain:

$$p_\nu^{\text{in}}(0) = 1 + \frac{1}{\nu} - \frac{1}{2\pi\nu} \text{Tr } \Lambda^{-1}, \quad (46)$$

$$p_\nu^{\text{ex}}(0) = 1 - \frac{1}{2\pi\nu} \text{Tr } \Lambda^{-1}, \quad (47)$$

see eqs. (37, 38) and, for the definition of Λ , (30). Although further analytic treatment of $\text{Tr } \Lambda^{-1}$ is possible, it is more convenient to use the $R_2(s)$ function calculated in [14] which is depicted in Figure 6. Recalling that $R_2(0) = p_\nu^{\text{in}}(0)$ holds we obtain

$$\lim_{N \rightarrow \infty} \text{Tr } \Lambda^{-1} = 2 \arctan \pi\nu. \quad (48)$$

This provides us with the necessary relation to determine $c_{\text{in}}, c_{\text{ex}}$ from ν analytically. For instance, in the limit $\nu \rightarrow \infty$, $\mathcal{N}(c_{\text{in}}) = p^{\text{W}}(c_{\text{in}})$ (likewise for c_{ex}) gives $c_{\text{in}} = c_{\text{ex}} \approx 0.641$.

Surprisingly this simple surmise shows a very good agreement with the exact result for all ranges of perturbation strength. The comparison with the analytics is shown in fig. 12.

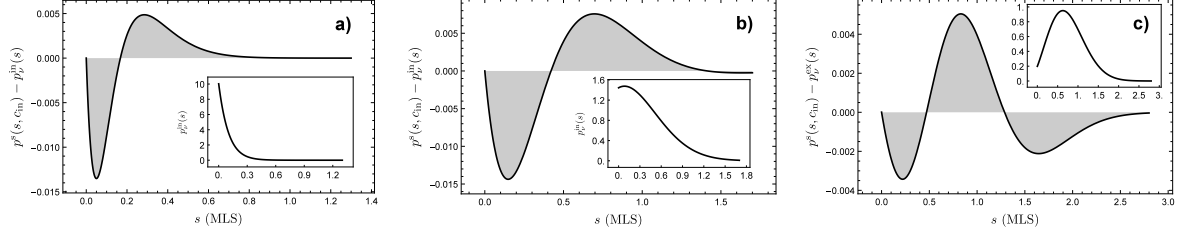


Figure 12: Shown are the absolute deviations between the heuristic surmise p^s and a corresponding analytical curve, which itself is plotted in the inset. In the cases a) and b) $p_\nu^{\text{in}}(s)$ is depicted for $\nu = 0.1$ and $\nu = 1.3$. The last panel displays $p_\nu^{\text{ex}}(s)$ for $\nu = 0.3$. While the error stays relatively constant for $p_\nu^{\text{in}}(s)$, in this case it decreases as $\nu \rightarrow 0$, whereat $p_\nu^{\text{ex}}(s)$ approaches the GUE nearest neighbour distribution. Due to the discrepancy between the exact nearest neighbour distribution and $p^W(s)$ the error will not vanish completely though. MLS is adjusted such that $\bar{\rho}^{(\epsilon)} = 1$.

7. Conclusion and Outlook

The main part of this paper is devoted to the analytical calculation of the nearest neighbour distribution $p_\nu(s)$ for the spectra of nearly unidirectional quantum graphs. Furthermore, based on the Wigner distribution for GUE we were able to obtain a simple surmise giving a good approximation for $p_\nu(s)$ valid for an arbitrary perturbation strength ν . These results show an excellent agreement with the data obtained from numerical calculations for generic (*e.g.* fully connected) graphs. However, for some classes of graphs essential deviations were found if the perturbation is placed at edges belonging to short loops. It was demonstrated that such deviations can be attributed to a strong scarring effect at these edges.

To investigate this scarring effect further it would be instructive to develop a semi-classical approach based on periodic orbit theory. This would allow the derivation of non-universal corrections to the RMT result based on the specific properties of the graph's edges. The semi-classical approach is also needed to address the question of the splitting distribution in the spectrum of unidirectional billiard systems such as the Reuleaux polygons. As in the case of graphs, it might be expected that spectral deviations from standard statistics of GUE arise here due to the presence of diffractive orbits. While in graphs such orbits are caused by backscattering at specially designed vertices, in the unidirectional billiards the same role could be played by singular classical orbits hitting the billiard's corners.

So far, our results were restricted to rank one perturbations. However, for billiards an effective rank of “perturbation” should (at least) depend on the number of corners. As the rank of the perturbation increases it is expected that the originally double degenerate GUE distribution must transform to the non-degenerate GOE. As a small outlook on this transition we numerically determined the nearest neighbour distribution for a graph with two/four backscattering vertices (effectively a rank two/four perturbation), presented in

fig. 13. Note that, besides loosing the interlacing property and the split up into two sub-spectra, we find that the nearest neighbour distribution vanishes as $s \rightarrow 0$. This immediately implies level repulsion among energy levels of the system, which is absent for rank one perturbations.

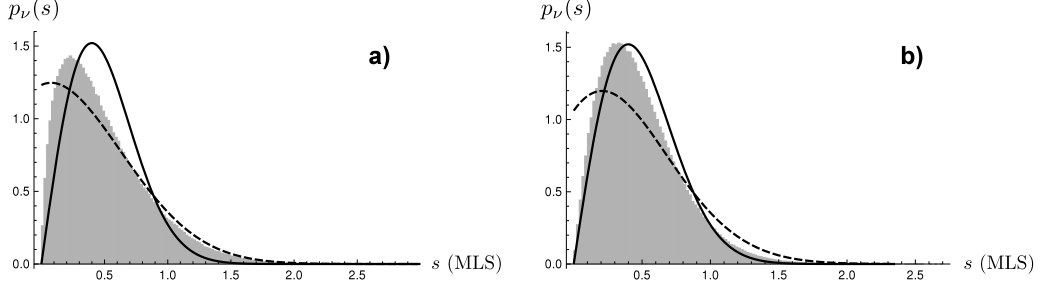


Figure 13: The images show the nearest neighbour distribution for a De Bruijn graph with 64 regular vertices and 2 (a) or 4 (b) scatterers placed on different, non-anomalous edges. Even for one additional scatterer (a) we see a strong deviation from our rank 1 result (dashed line) and instead find similarity to a GOE distribution (continuous line) which increases with larger numbers of scatterers. In both cases we find strict level repulsion as $p_\nu(0)=0$.

Acknowledgements

This work was supported by the DFG within the Sonderforschungsbereich TR/12 and the research grant Gu 1208/1-1. We are grateful to T. Guhr, V. Osipov and T. Wirtz for instructive and stimulating discussions.

Appendix

A. Calculation of F_{kl}

For the calculation of the double integrals in equation (26) it is convenient to expand the brackets and treat the four arising parts separately. Let us denote them by $F_{kl} = F_{kl}^{(0)} - F_{kl}^{(\epsilon)} - F_{kl}^{(\lambda)} + F_{kl}^{(\epsilon\lambda)}$, where *e.g.* $F_{kl}^{(\epsilon)}$ stands for the integral over the $\theta(\epsilon - \epsilon_{\min})\theta(\epsilon_{\max} - \epsilon)$ part only. Further on, to compactify the resulting expressions, we introduce $\tilde{k} = k - 1 -$

$(N-1)/2$ and $\tilde{l}=l-1-(N-1)/2$. They are given by:

$$F_{kl}^{(0)} = \frac{2e^{n_{\tilde{l}}\pi}}{n_{\tilde{k}}n_{\tilde{l}}} \sinh(n_{\tilde{k}}\pi) - \frac{2\pi}{n_{\tilde{l}}} \delta_{\tilde{k}+\tilde{l}}, \quad (49)$$

$$F_{kl}^{(\lambda)} = \frac{2}{n_{\tilde{k}}} \frac{\sin\left(\frac{(\tilde{k}+\tilde{l})\lambda_{\max}-\lambda_{\min}}{2}\right)}{\tilde{k}+\tilde{l}} e^{i(\tilde{k}+\tilde{l})(\lambda_{\max}+\lambda_{\min})/2} - \frac{2e^{-n_{\tilde{k}}\pi}}{n_{\tilde{k}}n_{\tilde{l}}} e^{n_{\tilde{l}}\frac{\lambda_{\max}+\lambda_{\min}}{2}} \sinh\left(\frac{n_{\tilde{l}}}{2}(\lambda_{\max}-\lambda_{\min})\right), \quad (50)$$

$$F_{kl}^{(\epsilon)} = \frac{2e^{n_{\tilde{l}}\pi}}{n_{\tilde{k}}n_{\tilde{l}}} e^{n_{\tilde{k}}(\epsilon_{\max}+\epsilon_{\min})/2} \sinh\left(\frac{n_{\tilde{k}}}{2}(\epsilon_{\max}-\epsilon_{\min})\right) - \frac{2}{n_{\tilde{l}}} \frac{\sin\left(\frac{(\tilde{k}+\tilde{l})\epsilon_{\max}-\epsilon_{\min}}{2}\right)}{\tilde{k}+\tilde{l}} e^{i(\tilde{k}+\tilde{l})(\epsilon_{\max}+\epsilon_{\min})/2}, \quad (51)$$

wherein $\delta_{\tilde{k}+\tilde{l}}$ stands for the Kronecker-Delta which is 1 if $\tilde{k}+\tilde{l}=0$ and zero otherwise while $n_{\tilde{l}}=i\tilde{l}-N/(2\nu)$ and $n_{\tilde{k}}=i\tilde{k}+N/(2\nu)$. In the case where all four θ -functions appear the general solution is slightly more complicated. Taking into account the position of the gap, see figure 5, it takes on the form:

$$F_{kl}^{(\epsilon\lambda)} = \frac{2}{n_{\tilde{k}}n_{\tilde{l}}} e^{n_{\tilde{l}}\lambda_{\max}} \sinh\left(n_{\tilde{k}}\frac{\pi}{N}s\right) - \frac{2}{n_{\tilde{l}}} \frac{\sin\left(\frac{(\tilde{k}+\tilde{l})\pi}{N}s\right)}{\tilde{k}+\tilde{l}} + 2\theta(\lambda_{\min}-\epsilon_{\min}) \frac{e^{n_{\tilde{l}}(\lambda_{\min}+\lambda_{\max})/2}}{n_{\tilde{k}}n_{\tilde{l}}} \left(e^{n_{\tilde{k}}\lambda_{\min}} - e^{n_{\tilde{k}}\epsilon_{\min}}\right) \sinh\left(n_{\tilde{l}}\frac{\lambda_{\max}-\lambda_{\min}}{2}\right), \quad (52)$$

wherein the factor π/N stems from the scaling of the gap boundaries. The Heaviside θ -function distinguishes between the case of the internal splitting distribution, where it is one, and the external splitting distribution, where it is zero. Please observe that equation (52) holds only for the numerator, compare equation (27). In the case of the denominator $F_{kl}^{(\epsilon\lambda)}=0$.

To obtain the expression for the numerator (in the case of internal splitting), see equation (27), we set $\epsilon_{\min}=-s\pi/N-\delta_{\epsilon}$, $\lambda_{\min}=-s\pi/N$, $\epsilon_{\max}=+s\pi/N$ and $\lambda_{\max}=+s\pi/N+\delta_{\lambda}$.² Furthermore, we are only interested in the case where $N \gg 1$ which allows for some minor simplifications. After expansion of the equations (50-52) up to the order $\delta_{\epsilon}\delta_{\lambda}$ we obtain:

$$F_{kl}^{(\text{num})} \approx e^{i(\tilde{k}+\tilde{l})\pi} - 2\pi\left(i\tilde{k}+\frac{N}{2\nu}\right)\delta_{\tilde{k}+\tilde{l}} - 2\left(i\tilde{l}-\frac{N}{2\nu}\right)\frac{\sin\left(\frac{(\tilde{k}+\tilde{l})\pi}{N}s\right)}{\tilde{k}+\tilde{l}} + 2e^{(i\tilde{l}-\frac{N}{2\nu})\pi/N}s \sinh\left(\left(i\tilde{k}+\frac{N}{2\nu}\right)\frac{\pi}{N}s\right) + e^{i(\tilde{l}-\tilde{k})\pi/N}s - 2\frac{\pi s}{N\nu} \times \left(\left(i\tilde{k}+\frac{N}{2\nu}\right)\delta_{\epsilon} - \left(i\tilde{l}-\frac{N}{2\nu}\right)\delta_{\lambda} + \left(i\tilde{l}-\frac{N}{2\nu}\right)\left(i\tilde{k}+\frac{N}{2\nu}\right)\delta_{\epsilon}\delta_{\lambda}\right). \quad (53)$$

²For the external splitting set: $\epsilon_{\min}=-s\pi/N$, $\lambda_{\min}=-s\pi/N-\delta_{\lambda}$, $\epsilon_{\max}=s\pi/N+\delta_{\epsilon}$ and $\lambda_{\max}=s\pi/N$

In the case of the denominator we choose $\epsilon_{\min} = -s\pi/N - \delta_\epsilon$, $\epsilon_{\max} = -s\pi/N$ and $\lambda_{\min} = \lambda_{\max} = 0$. Applying the same limit and expansions as for the numerator we arrive at:

$$F_{kl}^{(\text{den})} \approx e^{i(\tilde{k}+\tilde{l})\pi} - 2\pi \left(i\tilde{k} + \frac{N}{2\nu} \right) \delta_{\tilde{k}+\tilde{l}} + e^{-i(\tilde{k}+\tilde{l})\pi/Ns} \left(i\tilde{k} + \frac{N}{2\nu} \right) \delta_\epsilon. \quad (54)$$

Note that the alternating sign $e^{i(\tilde{k}+\tilde{l})\pi}$ appearing in both F_{kl} (53,54) does not affect the result of the determinant and can be neglected. With the notation introduced in section 4.2 we may cast both F_{kl} into the matrix forms given by equations (32) and (33).

References

- [1] F. J. Dyson, “Statistical Theory of the Energy Levels of Complex Systems. I,” *Journal of Mathematical Physics*, vol. 3, no. 1, pp. 140–156, 1962.
- [2] M. Robnik and M. V. Berry, “False time-reversal violation and energy level statistics: the role of anti-unitary symmetry,” *Journal of Physics A: Mathematical and General*, vol. 19, no. 5, p. 669, 1986.
- [3] F. Leyvraz, C. Schmit, and T. H. Seligman, “Anomalous spectral statistics in a symmetrical billiard,” *Journal of Physics A: Mathematical and General*, vol. 29, no. 22, p. L575, 1996.
- [4] C. H. Joyner, S. Müller, and M. Sieber, “Semiclassical approach to discrete symmetries in quantum chaos,” *Journal of Physics A: Mathematical and Theoretical*, vol. 45, no. 20, p. 205102, 2012.
- [5] B. Gutkin, “Dynamical ‘breaking’ of time reversal symmetry,” *Journal of Physics A: Mathematical and Theoretical*, vol. 40, no. 31, p. F761, 2007.
- [6] B. Gutkin, “Note on converse quantum ergodicity,” *Proc. Amer. Math. Soc.*, vol. 137, no. 8, pp. 2795–2800, 2009.
- [7] G. Veble, T. Prosen, and M. Robnik, “Expanded boundary integral method and chaotic time-reversal doublets in quantum billiards,” *New Journal of Physics*, vol. 9, no. 1, p. 15, 2007.
- [8] B. Dietz, T. Guhr, B. Gutkin, M. Miski-Oglu, and A. Richter, “Spectral properties and dynamical tunneling in constant-width billiards,” *Phys. Rev. E*, vol. 90, p. 022903, Aug 2014.
- [9] M. Sieber, “Spectral statistics in chaotic systems with a point interaction,” *Journal of Physics A: Mathematical and General*, vol. 33, no. 36, p. 6263, 2000.
- [10] E. Bogomolny, P. Leboeuf, and C. Schmit, “Spectral Statistics of Chaotic Systems with a Pointlike Scatterer,” *Phys. Rev. Lett.*, vol. 85, pp. 2486–2489, Sep 2000.

- [11] S. Gnutzmann and U. Smilansky, “Quantum graphs: Applications to quantum chaos and universal spectral statistics,” *Advances in Physics*, vol. 55, no. 5-6, pp. 527–625, 2006.
- [12] G. Berkolaiko and P. Kuchment, *Introduction to Quantum Graphs*, vol. 186 of *Mathematical Surveys and Monographs*. AMS, 2013.
- [13] T. Kottos and U. Smilansky, “Quantum Chaos on Graphs,” *Phys. Rev. Lett.*, vol. 79, pp. 4794–4797, Dec 1997.
- [14] I. L. Aleiner and K. A. Matveev, “Shifts of Random Energy Levels by a Local Perturbation,” *Phys. Rev. Lett.*, vol. 80, pp. 814–816, Jan 1998.
- [15] F. Haake, *Quantum Signatures of Chaos*. Springer Series in Synergetics, Springer, 3 ed., 2010.
- [16] C. E. Porter and R. G. Thomas, “Fluctuations of Nuclear Reaction Widths,” *Phys. Rev.*, vol. 104, pp. 483–491, Oct 1956.
- [17] F. M. Marchetti, I. E. Smolyarenko, and B. D. Simons, “Universality of parametric spectral correlations: Local versus extended perturbing potentials,” *Phys. Rev. E*, vol. 68, p. 036217, Sep 2003.
- [18] M. Hentschel, D. Ullmo, and H. U. Baranger, “Fermi edge singularities in the mesoscopic regime: Anderson orthogonality catastrophe,” *Phys. Rev. B*, vol. 72, p. 035310, Jul 2005.
- [19] A. Bäcker, “Numerical Aspects of Eigenvalue and Eigenfunction Computations for Chaotic Quantum Systems,” in *The Mathematical Aspects of Quantum Maps* (M. D. Esposti and S. Graffi, eds.), vol. 618 of *Lecture Notes in Physics*, Berlin Springer Verlag, pp. 91–144, 2003.
- [20] G. Berkolaiko and B. Winn, “Relationship between scattering matrix and spectrum of quantum graphs,” *Trans. Amer. Math. Soc.*, vol. 362, no. 12, pp. 6261–6277, 2010.
- [21] B. Gutkin and V. A. Osipov, “Clustering of periodic orbits in chaotic systems,” *Nonlinearity*, vol. 26, no. 1, p. 177, 2013.
- [22] H. Schanz and T. Kottos, “Scars on Quantum Networks Ignore the Lyapunov Exponent,” *Phys. Rev. Lett.*, vol. 90, p. 234101, Jun 2003.
- [23] S. Gnutzmann, H. Schanz, and U. Smilansky, “Topological Resonances in Scattering on Networks (Graphs),” *Phys. Rev. Lett.*, vol. 110, p. 094101, Feb 2013.