

# Backscattering in helical edge states from a magnetic impurity and Rashba disorder

Lukas Kimme,<sup>1</sup> Bernd Rosenow,<sup>1</sup> and Arne Brataas<sup>2</sup>

<sup>1</sup>*Institut für Theoretische Physik, Universität Leipzig, D-04103 Leipzig, Germany*

<sup>2</sup>*Department of Physics, Norwegian University of Science and Technology, NO-7491 Trondheim, Norway*

(Dated: August 28, 2018)

Transport by helical edge states of a quantum spin Hall insulator is experimentally characterized by a weakly temperature-dependent mean free path of a few microns and by reproducible conductance oscillations, challenging proposed theoretical explanations. We consider a model where edge electrons experience spatially random Rashba spin-orbit coupling and couple to a magnetic impurity with spin  $S \geq 1/2$ . In a finite bias steady state, we find for  $S > 1/2$  an impurity induced resistance with a temperature dependence in agreement with experiments. Since backscattering is elastic, interference between different scatterers possibly explains conductance fluctuations.

PACS numbers: 72.25.-b, 72.20.Dp, 75.30.Hx

*Introduction:* During the last decade, the quantum spin Hall effect (QSHE) [1–3] has become an important example of a topologically ordered state with time-reversal invariance. One of its key features is the existence of helical edge states [4] with a quantized conductance of  $e^2/h$  per edge, as edge electrons are protected from elastic single particle backscattering by time-reversal symmetry [1, 4, 5]. Soon after the theoretical prediction [6], the QSHE was realized in HgTe/CdTe quantum wells [7], and the quantized conductance [7] as well as the demonstration of nonlocal transport [8] were crucial signatures for this first-time experimental observation. However, already in this first as well as in subsequent experiments [7–12], deviations from the quantized conductance with a weak temperature dependence were found for edges longer than approximately  $1 \mu\text{m}$ . Moreover, in short samples, where the conductance is essentially quantized, small conductance fluctuations are observed as the back-gate voltage is tuned [7, 8, 12, 13]. After the prediction [14] of the QSHE in InAs/GaSb/AlSb quantum wells, the same qualitative behavior of the conductance as in HgTe/CdTe was observed also in these devices [15–18].

A multitude of other mechanisms beyond elastic single particle backscattering have been proposed as possible explanations for the relatively short mean free path [19]: inelastic single particle [20–23] and two-particle backscattering [1, 4, 5, 23–25] which can be caused by electron-electron or electron-phonon interactions, both of which are usually considered in combination with other time-reversal invariant perturbations; tunneling of electrons into charge puddles caused by inhomogeneous doping, giving rise to inelastic single particle backscattering [26, 27]; coupling of edge electrons to a spin bath which gets dynamically polarized [28], thus effectively breaking time-reversal symmetry and giving rise to elastic backscattering in conjunction with Rashba disorder [29]; time-reversal symmetry breaking by an exciton condensate [30]; and coupling of edge electrons to a single Kondo impurity [4, 31, 32], to a lattice of Kondo impu-

rities [33], to a single Kondo impurity in the presence of homogeneous Rashba spin-orbit coupling [34, 35], or to several Kondo impurities with random anisotropies [36]. Although these mechanisms are very diverse, many of them have in common a pronounced temperature dependence, usually some power law  $T^\alpha$  with positive exponent  $\alpha$  for the resistance. However, only a weak temperature dependence has been observed experimentally, with the exception of a recent study using very low excitation currents [37]. In fact, in some experiments, a slight increase of the resistance is observed when the temperature is decreased [7, 11, 12]. With respect to the conductance fluctuations, only charge puddles [26, 27] as well as coherent scattering between several magnetic impurities with large spin  $S > 1$  and uniaxial single-ion anisotropy [38] were considered as possible explanations. Theories that build on scattering from local disorder are also supported by recent scanning gate microscopy experiments [39], which identified individual scattering centers.

In this work, we consider scattering of helical edge electrons from a magnetic impurity with spin  $S \geq 1/2$  in combination with a spatially fluctuating Rashba spin-orbit coupling. The latter originates from a fluctuating electric field in the out-of-plane direction due to disorder in the doping layers [40–44]. From a  $T$ -matrix calculation accounting for the combined scattering events off these perturbations, we derive an effective additional coupling to the impurity. This coupling provides a backscattering mechanism which is enhanced by an increased polarization of the impurity with spin  $S > 1/2$ . The polarization of the impurity spin is determined from the steady state solution to a semiclassical scattering rate equation. We consider the linear and the nonlinear regime. Upon entering the nonlinear regime with the source drain voltage larger than temperature, the impurity gets polarized and the Rashba disorder induced effective coupling leads to an increased resistance, thus providing a possible explanation for the experimental results. We assume that the relevant Kondo temperature is exponentially suppressed and well below the temperature regime studied in our

analysis. Since the dominant contribution to backscattering is elastic in our model, quantum interference between different scatterers is possible, and can give rise to conductance fluctuations as observed in Refs. [7, 8, 12, 13].

*Model:* The edge states are described by

$$H_0 = \int dx \Psi_\alpha^\dagger(x) \sigma_{\alpha\beta}^z (-iv\hbar\partial_x) \Psi_\beta(x), \quad (1)$$

where  $\Psi_\uparrow(x)$  annihilates a right-moving electron,  $v$  is the edge velocity, and the spin quantization axis is in the  $z$  direction. A disordered Rashba spin-orbit coupling is described by [40–43]

$$H_R = \int dx \Psi_\alpha^\dagger(x) \sigma_{\alpha\beta}^y \{a(x), i\partial_x\} \Psi_\beta(x), \quad (2)$$

with the correlator  $\langle a(x)a(x') \rangle_{\text{dis}} = V_0 F(x - x')$  and  $F(0) = 1$  [44, 45]. Being time-reversal invariant,  $H_R$  does not cause elastic backscattering [1]. The essential ingredient is the coupling of electrons to a local magnetic impurity with spin  $S$  via

$$H_S = J_z S^z s^z + J_\perp (S^+ s^- + S^- s^+) + J_{\text{aniso}} (S^+ + S^-) s^z. \quad (3)$$

As usual,  $S^\pm = S^x \pm iS^y$ , and  $s^i = \Psi_\alpha^\dagger(0) \sigma_{\alpha\beta}^i \Psi_\beta(0)$  are the local spin density operators of the edge electrons. For  $J_{\text{aniso}} = 0$ ,  $H_S$  describes a Heisenberg XXZ coupling, which has an axial rotation symmetry and was the subject of earlier studies [4, 31–35]. In systems with axial symmetric  $H_S$ , the  $z$  component of the total spin is conserved and the dc conductance is exactly quantized [32]. A finite  $J_{\text{aniso}}$  breaks the axial rotation symmetry, thus enabling persistent backscattering in the dc limit [46].

In general, a coupling to the impurity spin could also involve terms such as  $S^+ s^+ + S^- s^-$  and  $S^z (s^+ + s^-)$  that break axial rotation symmetry. However, a microscopic analysis, based on an isotropic  $sp$ - $d$  exchange interaction of bulk electrons with the impurity, results only in the terms in Eq. (3), at least for HgTe/CdTe quantum wells [45]. Nevertheless, as we will explain, the combined processes of impurity and Rashba disorder scattering effectively give rise to such additional terms.

*Effective couplings from second-order processes:* We now consider the combined scattering from the impurity and the Rashba disorder by using the  $T$ -matrix  $T(\epsilon) = (H_S + H_R) + (H_S + H_R)G(\epsilon)T$ , with  $G(\epsilon) = (\epsilon - H_0)^{-1}$ . The  $T$ -matrix element associated with the first term of Eqs. (3) and (2) is

$$\begin{aligned} \langle m; -k, -\sigma | T_{z,R}(\epsilon_i) | m; k, \sigma \rangle = \\ \frac{\sigma i J_z \langle m | S^z | m \rangle}{L\sqrt{L}} \sum_{k'} \left( \frac{(k - k')a_{-k-k'}}{\hbar v(k - k')} + \frac{(k' + k)a_{k'-k}}{\hbar v(k' + k)} \right) \end{aligned} \quad (4)$$

(cf. Fig. 1). Here,  $|m; k, \sigma\rangle$  denotes a product state of the local moment in the  $S^z$  eigenstate  $|m\rangle$  and an electron

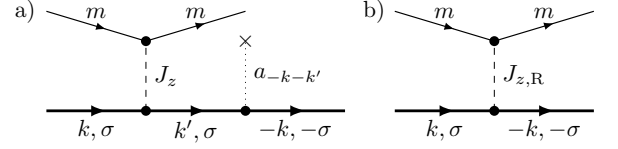


FIG. 1. a) Diagrammatic representation of the second-order scattering process that gives rise to elastic backscattering without an impurity spin flip [cf. Eq. (4)]. b) The corresponding first-order process from the effective coupling  $H'_S$  [cf. Eq. (5)]. The dashed line denotes the (effective) coupling of the impurity and electron. The dotted line with a cross represents the Rashba potential.

with helical spin  $\sigma$  and momentum  $\hbar k$ ,  $L$  the distance between the left and right reservoir,  $\epsilon_i = \sigma v \hbar k$  the energy of the initial state  $|m; k, \sigma\rangle$ , and  $a_q$  the Fourier components of  $a(x)$ . The energy difference between the initial and intermediate state in the denominator compensates the matrix element from Rashba disorder in the numerator.

With regard to scattering rates, to be discussed below, the second-order process described in Eq. (4) can effectively be described as a first-order process resulting from the additional anisotropic coupling

$$H'_S = J_{z,R} S^z (s^+ + s^-). \quad (5)$$

Here,  $J_{z,R} = 2\sqrt{\eta}J_z$  is an effective coupling constant with  $\eta = V_0/\hbar^2 v^2$ . Analogously to the combined process described by  $T_{z,R}$ , there are also second-order processes where electrons scatter from the Rashba disorder and from the impurity by either the  $J_\perp$  or the  $J_{\text{aniso}}$  term of  $H_S$  in Eq. (3). Again, these effects can be captured by considering first-order processes from the effective couplings  $J_{\perp,R} (S^+ + S^-) s^z$  and  $J_{\text{aniso},R} (S^+ s^+ + S^- s^- + \text{H.c.})$ , with  $J_{\perp,R} = \sqrt{\eta}J_\perp$  and  $J_{\text{aniso},R} = 2\sqrt{\eta}J_{\text{aniso}}$ , respectively.  $J_{\perp,R}$  only renormalizes the  $J_{\text{aniso}}$  coupling already present in  $H_S$ . In contrast,  $J_{\text{aniso},R}$ , besides renormalizing  $J_\perp$ , opens an additional scattering channel via the  $S^+ s^+ + S^- s^-$  terms.

*Scattering rates:* Since we are interested in the effect of the impurity on dc transport, we pursue two aims: (i) We want to achieve a description of the impurity spin in a driven steady state, and (ii) we want to compute the transport scattering rates determining the impurity induced dc resistance. To achieve (i), we calculate the integrated rates  $\Gamma_{m'm}^{\sigma'\sigma}$ , which characterize the scattering of an electron from an initial state with helical spin  $\sigma$  into a final state with helical spin  $\sigma'$ , as the impurity spin is flipped from  $|m\rangle$  to  $|m'\rangle$ .  $\Gamma_{m'm}^{\sigma'\sigma}$  are obtained by weighting the rates for scattering from  $|m; k, \sigma\rangle$  to  $|m'; k', \sigma'\rangle$  with the probability for the initial and final state to be occupied or unoccupied, respectively, and then summing over initial and final momenta. To calculate the individual rates, we employ Fermi's golden rule for  $H_S^{\text{eff}}$ , including all original and effective impurity couplings. For temperatures and voltages much smaller than the bulk

TABLE I. Results for the integrated scattering rates  $\Gamma_{mm'}^{\sigma\sigma'}$ .

Process	$\Gamma \times (2\pi\hbar^3 v^2 \beta / L^2)$
$ m; \sigma\rangle \rightarrow  m; -\sigma\rangle$	$J_{z,R}^2  \langle m   S^z   m \rangle ^2 I^\sigma$
$ m; \uparrow\rangle \rightarrow  m+1; \downarrow\rangle$	$(J_\perp^2 + J_{\text{aniso},R}^2)  \langle m+1   S^+   m \rangle ^2 I^\uparrow$
$ m; \uparrow\rangle \rightarrow  m-1; \downarrow\rangle$	$J_{\text{aniso},R}^2  \langle m-1   S^-   m \rangle ^2 I^\uparrow$
$ m; \sigma\rangle \rightarrow  m \pm 1; \sigma\rangle$	$(J_{\text{aniso}}^2 + J_{\perp,R}^2)  \langle m \pm 1   S^\pm   m \rangle ^2$

excitation gap of the topological insulator, the weak momentum dependence of  $\langle m'; k', \sigma' | H_S^{\text{eff}} | m; k, \sigma \rangle$  can be neglected. For forward scattering with  $\sigma' = \sigma$ , we then find

$$\Gamma_{m'm}^{\sigma\sigma}(\beta) = \frac{L^2}{2\pi\hbar^3 v^2 \beta} |\langle m'; \sigma | H_S^{\text{eff}} | m; \sigma \rangle|^2, \quad (6)$$

where the temperature dependence is due to the integrated occupation factors  $\int dE f_\sigma(1 - f_\sigma) = 1/\beta$ . Here,  $f_\uparrow$  ( $f_\downarrow$ ) denotes the Fermi distribution function describing the occupation of right-moving (left-moving) electrons from the left (right) reservoir. In the case of backscattering  $\sigma' = -\sigma$ , the rates involve occupation factors  $f_\sigma(1 - f_{-\sigma})$ , leading to a voltage dependence

$$\Gamma_{m'm}^{-\sigma\sigma}(\beta, eV) = \frac{L^2}{2\pi\hbar^3 v^2 \beta} |\langle m'; -\sigma | H_S^{\text{eff}} | m; \sigma \rangle|^2 I^\sigma(\beta eV), \quad (7)$$

where

$$I^\sigma \equiv \beta \int dE f_\sigma(1 - f_{-\sigma}) = \sigma \beta eV \frac{e^{\sigma \beta eV}}{e^{\sigma \beta eV} - 1}. \quad (8)$$

At low bias voltage,  $\beta eV \ll 1$ ,  $I^\sigma \simeq 1$  so that the forward and backscattering rates have the same temperature dependence. On the other hand, when  $\beta eV \gg 1$ , the backscattering of right movers is linearly enhanced, while the backscattering of left movers is exponentially suppressed. For detailed results, see Table I.

*Master equation.* We describe the state of the impurity by a density matrix  $\rho$  and assume that dephasing from the coupling to the electron bath is sufficiently strong, such that we can neglect coherences and consider  $\rho = \sum_m P_m |m\rangle \langle m|$  to be diagonal in the basis of eigenstates of  $S^z$ ,  $S^z |m\rangle = m |m\rangle$ . We can then proceed to determine the steady state of the impurity spin at finite temperature and under an applied transport voltage  $V$  from the master equation

$$\partial_t P_m = \sum_{m'} (\Gamma_{mm'} P_{m'} - \Gamma_{m'm} P_m), \quad (9)$$

where  $\Gamma_{m'm} = \sum_{\sigma'\sigma} \Gamma_{m'm}^{\sigma'\sigma}$ . In a steady, state  $\partial_t P_m = 0$ , and we find the recursively defined solution  $P_{m-1} = \zeta P_m$ , with  $\zeta = \Gamma_{m-1,m} / \Gamma_{m,m-1}$ .  $\zeta$  depends on  $\beta eV$  and the (effective) coupling constants, but not on  $m$  because the  $m$ -dependent matrix elements of the ladder operators  $S^\pm$

cancel. We provide an explicit expression in the supplemental material [45]. For the model considered here, we have  $0 \leq \zeta \leq 1$  and the two limiting cases have simple solutions:  $\zeta = 0$  implies  $P_m = \delta_{m,S}$  and corresponds to a maximally polarized local moment, while for  $\zeta = 1$  the impurity is completely unpolarized, i.e.,  $P_m = 1/(2S+1)$ . Notice that  $\beta eV = 0$  implies  $\zeta = 1$ , because, without an applied transport voltage, there is no asymmetry between the rates for forward and backscattering [cf. Eqs. (6) and (7)]. The general dependence of  $P_m$  on  $m$  interpolates between the two limiting cases:

$$P_m = \frac{(1 - \zeta) \zeta^S}{1 - \zeta^{1+2S}} \left( \frac{1}{\zeta} \right)^m. \quad (10)$$

*Impurity induced resistance:* The backscattering probability  $R$  can be related to a scattering rate  $1/\tau$  by multiplying with the time of flight  $L/v$ . This compensates a dependence  $1/\tau \propto 1/L$  in all scattering rates, due to the normalization of the plane wave with a factor  $1/\sqrt{L}$ . In this way, both  $R$  and the edge conductance  $G = (1 - R)e^2/h$  are independent of the system size  $L$ , as expected for a single scattering site. For  $R \ll 1$ ,  $R$  equals the impurity induced resistance normalized by  $h/e^2$ . From the effective impurity coupling we have two important backscattering mechanisms [48], and hence obtain

$$R = \frac{L}{v} \left( \frac{1}{\tau_{z,R}} + \frac{1}{\tau_\perp} \right), \quad (11)$$

where a Fermi's golden rule calculation yields

$$\frac{1}{\tau_\perp} = \frac{J_\perp^2 + J_{\text{aniso},R}^2}{\hbar^2 v L} p_\perp \sum_{m=-S}^{S-1} |\langle m+1 | S^+ | m \rangle|^2 P_m \quad (12a)$$

$$\frac{1}{\tau_{z,R}} = \frac{J_{z,R}^2}{\hbar^2 v L} \sum_{m=-S}^S |\langle m | S^z | m \rangle|^2 P_m. \quad (12b)$$

Here,  $p_\perp = 1 - \Gamma_{m,m+1}^{\uparrow\downarrow} / \Gamma_{m,m+1}$  accounts for the fact that the dc resistance is affected only by those backscattering events of right-moving electrons which are *not* compensated by a subsequent backscattering of a left-moving electron [45]. For example, in the case of vanishing Rashba disorder and  $H_S$  with axial rotation symmetry, we find  $\Gamma_{m,m+1}^{\uparrow\downarrow} = \Gamma_{m,m+1}$ , hence  $p_\perp$  vanishes.

*Results:* Although the framework that we set up so far does not rely on any specific assumptions about the couplings in  $H_S$ , it is helpful to focus on the parameter regime  $J_z^2 \gg J_\perp^2 \gg J_{\text{aniso}}^2$  for three reasons: (i) From a microscopic analysis we found that this regime is experimentally relevant for HgTe/CdTe quantum wells [45]. (ii) The importance of the Rashba disorder induced effective couplings with regard to the dc resistance becomes particularly clear in this parameter regime. (iii) A clear hierarchy of couplings allows one to disentangle the discussion of scattering processes. The following detailed

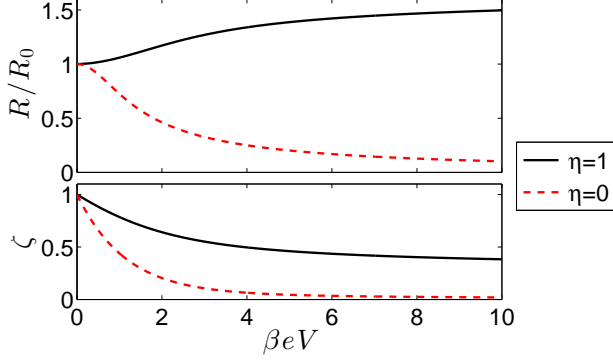


FIG. 2. The normalized impurity induced backscattering probability  $R/R_0$  and  $\zeta$ , both in dependence of the ratio of transport voltage and temperature  $\beta eV$ .  $R_0$  is the backscattering probability for  $\beta eV \ll 1$ . In both cases,  $S = 5/2$ , and  $J_z^2/J_\perp^2 = J_\perp^2/J_{\text{aniso}}^2 = 10$ .  $R_0$  is enhanced by two orders of magnitude as the dimensionless strength of Rashba disorder  $\eta$  is increased from 0 to 1.

discussion about the relevancy of Rashba disorder for the impurity induced resistance leads to two important results: First, while  $R(\beta eV)$  is a monotonically decreasing function without Rashba disorder, this monotonicity is reversed in the presence of Rashba disorder (see Fig. 2). Second,  $R_0$ , the backscattering probability in the limit  $\beta eV \ll 1$ , is significantly increased by Rashba disorder.

Let us consider first the case where Rashba disorder is absent, i.e.,  $\eta = 0$ . The only nonvanishing backscattering rate is  $1/\tau_\perp$  from Eq. (12a), which is small as it arises from an interplay of scattering due to  $J_\perp$  and  $J_{\text{aniso}}$ . In particular,  $R_0$  is found to be proportional to the harmonic mean of  $J_\perp^2$  and  $2J_{\text{aniso}}^2$ , because  $p_\perp = [1 + J_\perp^2/2J_{\text{aniso}}^2]^{-1}$  for  $\beta eV = 0$ . Consequently, when  $J_\perp^2$  and  $J_{\text{aniso}}^2$  are very different in magnitude, it is the smaller of the two which determines the magnitude of  $R_0$ . With increasing  $\beta eV$ , the backscattering of right movers via  $J_\perp S^+ s^-$  becomes increasingly dominant relative to other scattering rates and tends to polarize the impurity, such that  $\zeta \simeq 2J_{\text{aniso}}^2/\beta eV J_\perp^2$  approaches zero in the large  $\beta eV$  limit (cf. Fig. 2). With increasing polarization, the probability for the impurity spin to be in state  $|S\rangle$  increases, and the probability for an individual right-moving electron to be backscattered is suppressed. This leads to the monotonic decrease of  $R(\beta eV)$  shown in Fig. 2, with  $R \sim J_{\text{aniso}}^2/\beta eV$  in the large  $\beta eV$  limit [49].

Rashba disorder, described by a finite  $\eta$ , has a profound effect on the impurity induced resistance. Since  $J_z^2 \gg J_\perp^2 \gg J_{\text{aniso}}^2$ ,  $1/\tau_{z,R}$  dominates  $1/\tau_\perp$  already for very weak Rashba disorder with  $\eta \gtrsim 4J_{\text{aniso}}^2/J_z^2$ . The magnitude of  $R_0$  is then determined by  $J_{z,R}^2$  instead of  $J_{\text{aniso}}^2$ , which, depending on the precise values of the couplings and  $\eta$ , can be a large difference. Regarding the dependence on the polarization,  $1/\tau_{z,R}$  is qualitatively

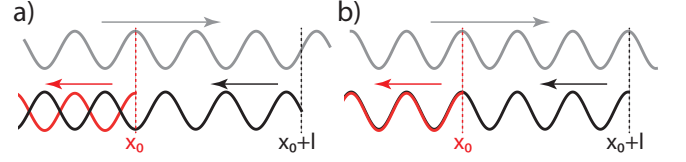


FIG. 3. A right-moving wave (gray) is phase coherently backscattered from impurities at  $x_0$  (red) and  $x_0 + l$  (black). Destructive (constructive) interference occurs when  $k_F l = \nu\pi$  with half-integer (integer)  $\nu$ ; cf. a) [b]).

different from  $1/\tau_\perp$ . Evaluating the sum over  $m$  in Eq. (12b) for the limiting cases of perfect polarization,  $P_m = \delta_{m,S}$ , and vanishing polarization,  $P_m = 1/(2S+1)$ , yields  $S^2$  in the former and  $S(S+1)/3$  in the latter case, respectively. This shows that, for spin  $S > 1/2$ , the rate  $1/\tau_{z,R}$  increases with increasing polarization, because  $S^2 > S(S+1)/3$ . However,  $1/\tau_{z,R}$  is independent of  $\zeta$  for  $S = 1/2$ . Thus, in contrast to the case without Rashba disorder,  $R$  is now found to monotonically increase with  $\beta eV$  when  $S > 1/2$ .

For real samples with several impurities, the total backscattering rate is proportional to the number of impurities in the absence of localization. Based on Eq. (11), we estimate the mean free path to be  $4\text{ }\mu\text{m}$  in  $7.0\text{ nm}$  wide HgTe quantum wells with a lattice constant  $a = 0.65\text{ nm}$  and  $v = 4 \times 10^5\text{ m/s}$ , by assuming (i) that there is a concentration of  $10^{-4}\text{ Mn}^{2+}$  ions ( $S = 5/2$ ) per unit cell, (ii)  $\zeta = 0.5$  and spatial average  $\langle J_z^2/\hbar^2 v^2 \rangle = 0.035$  [45], and (iii)  $\eta \approx 3$  based on the estimate for  $V_0$  from Refs. [29, 44].

A plane wave  $e^{ik_F x}$  with Fermi momentum  $k_F$  can be backscattered elastically from impurities at  $x_0$  and  $x_0 + l$  by the process Eq. (4) (see Fig. 3). The partial waves  $e^{-ik_F(x-x_0)+ik_F x_0}$  and  $e^{-ik_F(x-x_0-l)+ik_F(x_0+l)}$  interfere, resulting in a contribution to the backscattering probability  $\propto \cos k_F l$ . Tuning  $k_F$  via a back-gate voltage alternately causes constructive or destructive interference. Hence, conductance fluctuations occur, in agreement with experiment. Several impurities give rise to more complex oscillations.

**Summary:** We determined the dc resistance of helical edge states in the presence of Rashba disorder and a magnetic impurity with spin  $S > 1/2$ . As a key result, we find that combined scattering from both Rashba disorder and impurity is enhanced as the impurity becomes more polarized, giving rise to a resistance that slowly increases as the ratio of transport voltage and temperature increases, in agreement with experiments [7, 11, 12]. Since backscattering is elastic, quantum interference can explain the occurrence of conductance fluctuations.

**Acknowledgment:** We acknowledge valuable discussions with A. Yacoby, S. Hart, and B.I. Halperin, and financial support by ESF and DFG Grants No. RO 2247/7-1 and No. RO 2247/8-1.



- 
- [1] C. L. Kane and E. J. Mele, *Phys. Rev. Lett.* **95**, 226801 (2005).
- [2] C. L. Kane and E. J. Mele, *Phys. Rev. Lett.* **95**, 146802 (2005).
- [3] B. A. Bernevig and S.-C. Zhang, *Phys. Rev. Lett.* **96**, 106802 (2006).
- [4] C. Wu, B. A. Bernevig, and S.-C. Zhang, *Phys. Rev. Lett.* **96**, 106401 (2006).
- [5] C. Xu and J. E. Moore, *Phys. Rev. B* **73**, 045322 (2006).
- [6] B. A. Bernevig, T. L. Hughes, and S.-C. Zhang, *Science* **314**, 1757 (2006).
- [7] M. König, S. Wiedmann, C. Brüne, A. Roth, H. Buhmann, L. W. Molenkamp, X.-L. Qi, S.-C. Zhang, *Science* **318**, 766 (2007).
- [8] A. Roth, C. Brüne, H. Buhmann, L. W. Molenkamp, J. Maciejko, X.-L. Qi, and S.-C. Zhang, *Science* **325**, 294 (2009).
- [9] K. C. Nowack, E. M. Spanton, M. Baenninger, M. König, J. R. Kirtley, B. Kalisky, C. Ames, P. Leubner, C. Brüne, H. Buhmann, L. W. Molenkamp, D. Goldhaber-Gordon, and K. A. Moler, *Nat. Mater.* **12**, 787 (2013).
- [10] G. Grabecki, J. Wróbel, M. Czapkiewicz, L. Cywiński, S. Gierałtowska, E. Guziewicz, M. Zholudev, V. Gavrilenko, N. N. Mikhailov, S. A. Dvoretzki, F. Teppe, W. Knap, and T. Dietl, *Phys. Rev. B* **88**, 165309 (2013).
- [11] G. M. Gusev, Z. D. Kvon, E. B. Olshanetsky, A. D. Levin, Y. Krupko, J. C. Portal, N. N. Mikhailov, and S. A. Dvoretzki, *Phys. Rev. B* **89**, 125305 (2014).
- [12] A. Yacoby (private communication).
- [13] M. König, H. Buhmann, L. W. Molenkamp, T. Hughes, C.-X. Liu, X.-L. Qi, and S.-C. Zhang, *J. Phys. Soc. Jpn.* **77**, 031007 (2008).
- [14] C. Liu, T. L. Hughes, X.-L. Qi, K. Wang, and S.-C. Zhang, *Phys. Rev. Lett.* **100**, 236601 (2008).
- [15] I. Knez, R.-R. Du, and G. Sullivan, *Phys. Rev. Lett.* **107**, 136603 (2011).
- [16] K. Suzuki, Y. Harada, K. Onomitsu, and K. Muraki, *Phys. Rev. B* **87**, 235311 (2013).
- [17] I. Knez, C. T. Rettner, S.-H. Yang, S. S. P. Parkin, L. Du, R.-R. Du, and G. Sullivan, *Phys. Rev. Lett.* **112**, 026602 (2014).
- [18] E. M. Spanton, K. C. Nowack, L. Du, G. Sullivan, R.-R. Du, and K. A. Moler, *Phys. Rev. Lett.* **113**, 026804 (2014).
- [19] G. Dolcetto, M. Sasseti, and T. L. Schmidt, *arXiv:1511.06141 [cond-Mat]* (2015).
- [20] T. L. Schmidt, S. Rachel, F. von Oppen, and L. I. Glazman, *Phys. Rev. Lett.* **108**, 156402 (2012).
- [21] J. C. Budich, F. Dolcini, P. Recher, and B. Trauzettel, *Phys. Rev. Lett.* **108**, 086602 (2012).
- [22] N. Lezmy, Y. Oreg, and M. Berkooz, *Phys. Rev. B* **85**, 235304 (2012).
- [23] N. Kainaris, I. V. Gornyi, S. T. Carr, and A. D. Mirlin, *Phys. Rev. B* **90**, 075118 (2014).
- [24] F. Crépin, J. C. Budich, F. Dolcini, P. Recher, and B. Trauzettel, *Phys. Rev. B* **86**, 121106 (2012).
- [25] F. Geissler, F. Crépin, and B. Trauzettel, *Phys. Rev. B* **89**, 235136 (2014).
- [26] J. I. Väyrynen, M. Goldstein, and L. I. Glazman, *Phys. Rev. Lett.* **110**, 216402 (2013).
- [27] J. I. Väyrynen, M. Goldstein, Y. Gefen, and L. I. Glazman, *Phys. Rev. B* **90**, 115309 (2014).
- [28] A. M. Lunde and G. Platero, *Phys. Rev. B* **86**, 035112 (2012).
- [29] A. Del Maestro, T. Hyart, and B. Rosenow, *Phys. Rev. B* **87**, 165440 (2013).
- [30] D. I. Pikulin and T. Hyart, *Phys. Rev. Lett.* **112**, 176403 (2014).
- [31] J. Maciejko, C. Liu, Y. Oreg, X.-L. Qi, C. Wu, and S.-C. Zhang, *Phys. Rev. Lett.* **102**, 256803 (2009).
- [32] Y. Tanaka, A. Furusaki, and K. A. Matveev, *Phys. Rev. Lett.* **106**, 236402 (2011).
- [33] J. Maciejko, *Phys. Rev. B* **85**, 245108 (2012).
- [34] E. Eriksson, A. Ström, G. Sharma, and H. Johannesson, *Phys. Rev. B* **86**, 161103 (2012); **87**, 079902(E) (2013).
- [35] E. Eriksson, *Phys. Rev. B* **87**, 235414 (2013).
- [36] B. L. Altshuler, I. L. Aleiner, and V. I. Yudson, *Phys. Rev. Lett.* **111**, 086401 (2013).
- [37] T. Li, P. Wang, H. Fu, L. Du, K. A. Schreiber, X. Mu, X. Liu, G. Sullivan, G. A. Csthy, X. Lin, and R.-R. Du, *Phys. Rev. Lett.* **115**, 136804 (2015).
- [38] V. Cheianov and L. I. Glazman, *Phys. Rev. Lett.* **110**, 206803 (2013).
- [39] M. König, M. Baenninger, A. G. F. Garcia, N. Harjee, B. L. Pruitt, C. Ames, P. Leubner, C. Brüne, H. Buhmann, L. W. Molenkamp, and D. Goldhaber-Gordon, *Phys. Rev. X* **3**, 021003 (2013).
- [40] E. Y. Sherman, *Phys. Rev. B* **67**, 161303 (2003).
- [41] L. E. Golub and E. L. Ivchenko, *Phys. Rev. B* **69**, 115333 (2004).
- [42] A. Ström, H. Johannesson, and G. I. Japaridze, *Phys. Rev. Lett.* **104**, 256804 (2010).
- [43] D. G. Rothe, R. W. Reinthaler, C.-X. Liu, L. W. Molenkamp, S.-C. Zhang and E. M. Hankiewicz, *New J. Phys.* **12**, 065012 (2010).
- [44] M. M. Glazov, E. Y. Sherman, and V. K. Dugaev, *Physica E*, **42**, 2157 (2010).
- [45] See Supplemental Material for a derivation of  $H_S$ , details about the effective couplings, and explicit expressions for  $\zeta$  and  $p_\perp$ .
- [46] A coupling analogous to  $J_{\text{aniso}}$  has been discussed in the context of hyperfine interactions [47].
- [47] A. M. Lunde and G. Platero, *Phys. Rev. B* **88**, 115411 (2013).
- [48] In Eq. (11), we omit a third scattering rate arising from the effective coupling  $J_{\text{aniso,R}}(S^+s^+ + S^-s^-)$ , because its impact on the backscattering probability is negligible in all situations that we are interested in.
- [49] We suppressed in our discussion the fact that  $p_\perp$  increases with  $\beta eV$  and approaches 1 for  $\beta eV \gg 1$ . However, a detailed analysis shows that  $R(\beta eV)$  does not have a local maximum, i.e., effects due to varying polarization dominate.

# SUPPLEMENTAL MATERIAL

## HgTe/CdTe quantum wells: microscopic considerations about $H_S$

In many cases, it is a useful simplification to consider the edge states of a topological insulator as one-dimensional objects by neglecting the spatial extension of their wave function into the bulk. Here, we take this spatial extension as well as the orbital character of the edge states into account, in order to derive from the exchange interaction of bulk electrons in HgTe or CdTe with a point-like magnetic impurity, the effective exchange interaction between such an impurity and electrons in the helical edge states of a topologically non-trivial HgTe/CdTe quantum well. In what follows, we choose coordinates such that the  $x$ -axis coincides with the edge and the  $z$ -axis is parallel to the growth direction of the quantum well. The location of the impurity is chosen to be  $\mathbf{r}_0 = (0, y_0, z_0)$ .

In Ref. [1], the BHZ Hamiltonian was derived, to describe the low energy physics of HgTe/CdTe quantum wells. This effective Hamiltonian for the quantum well acts on the quantum well subbands  $|E1, \pm\rangle$  and  $|H1, \pm\rangle$ , which are the subbands with the lowest energy at the  $\Gamma$ -point. Hence, it is usually written as a  $4 \times 4$  matrix in the basis  $(|E1, +\rangle, |H1, +\rangle, |E1, -\rangle, |H1, -\rangle)$ . The BHZ Hamiltonian was derived from the six-band bulk Kane model, which is formulated in the basis  $(|\Gamma_6, +1/2\rangle, |\Gamma_6, -1/2\rangle, |\Gamma_8, +3/2\rangle, |\Gamma_8, +1/2\rangle, |\Gamma_8, -1/2\rangle, |\Gamma_8, -3/2\rangle)$ . As a consequence  $|E1, \pm\rangle$  and  $|H1, \pm\rangle$  can each be represented in the basis of the six-band Kane model:  $|E1, +\rangle = f_1(z)|\Gamma_6, +1/2\rangle + f_4(z)|\Gamma_8, +1/2\rangle$ ,  $|H1, +\rangle = f_3(z)|\Gamma_8, +3/2\rangle$  [1]. Edge states, which can be found as eigenstates of the BHZ Hamiltonian with appropriate boundary conditions [2, 3], thus can be expressed in the basis of the six-band Kane model. To be precise, we express the edge state  $|k, \sigma\rangle$  in position space

$$\langle \mathbf{r} | k, \sigma \rangle = \frac{1}{\sqrt{L}} e^{ikx} M_{\text{bulk}}(z) M_{\text{qw}}(k, y) |\sigma\rangle, \quad (13)$$

where the spinors  $|\uparrow\rangle = (1, 0)^T$  and  $|\downarrow\rangle = (0, 1)^T$  correspond to right- and left-movers, respectively. The matrices  $M_{\text{bulk}}$  and  $M_{\text{qw}}$  explicitly read

$$M_{\text{bulk}}(z) \equiv \begin{pmatrix} f_1(z) & 0 & 0 & 0 \\ 0 & 0 & -f_1^*(z) & 0 \\ 0 & f_3(z) & 0 & 0 \\ f_4(z) & 0 & 0 & 0 \\ 0 & 0 & f_4^*(z) & 0 \\ 0 & 0 & 0 & -f_3^*(z) \end{pmatrix}, \quad M_{\text{qw}}(k, y) \equiv g_k(y) \begin{pmatrix} c_{E1} & 0 \\ c_{H1} & 0 \\ 0 & c_{E1}^* \\ 0 & c_{H1}^* \end{pmatrix}. \quad (14)$$

The  $4 \times 2$  matrix  $M_{\text{qw}}$  is used to express the spinors  $|\sigma\rangle$  in the basis of the BHZ Hamiltonian, while the  $6 \times 4$  matrix  $M_{\text{bulk}}$  expresses the elements of this basis in the basis of the six-band Kane model. The components  $c_{E1}$  and  $c_{H1}$  can be obtained analytically [2, 4], we use  $c_{E1}^2 = 0.13$  and  $c_{H1}^2 = 0.87$  independent of  $k$ . In addition,  $g_k(y)$  describes the exponential decay of the edge state wave function away from the edge; it is known analytically [2, 3]. The functions  $f_i(z)$  were described in Ref. [1].  $f_1$  and  $f_3$  are even and real, whereas  $f_4$  is odd and imaginary; all three functions decay exponentially in the CdTe region.

The interaction of bulk electrons in CdTe and HgTe with the local moment of a magnetic impurity like a  $\text{Mn}^{2+}$  ion may be described by the Hamiltonian  $H_{\text{ex}}^{\text{bulk}} = \alpha \mathbf{S} \cdot \mathbf{s}_{\Gamma_6} + (\beta/3) \mathbf{S} \cdot \mathbf{I}_{\Gamma_8}$ , [5]. Here,  $\mathbf{S}$  acts on the local moment,  $\mathbf{s}_{\Gamma_6}$  is the local spin density of electrons in the  $\Gamma_6$  band at the impurity site,  $\mathbf{I}_{\Gamma_8}$  is the density of total angular momentum of holes in the  $\Gamma_8$  band evaluated at the impurity site, and  $\alpha$  and  $\beta$  are exchange constants. Expressing  $H_{\text{ex}}^{\text{bulk}}$  in the basis of the six-band Kane model,  $|\Gamma_6, +1/2\rangle, |\Gamma_6, -1/2\rangle, |\Gamma_8, +3/2\rangle, |\Gamma_8, +1/2\rangle, |\Gamma_8, -1/2\rangle, |\Gamma_8, -3/2\rangle$ , and keeping in mind that the operators  $S^+$ ,  $S^-$ , and  $S^z$  act on the impurity state, we find

$$H_{\text{ex}}^{\text{bulk}} = \left( \begin{array}{c|c} \alpha \frac{1}{2} \begin{pmatrix} S^z & S^- \\ S^+ & -S^z \end{pmatrix} & \\ \hline \frac{\beta}{3} \frac{1}{2} \begin{pmatrix} 3S^z & \sqrt{3}S^- & 0 & 0 \\ \sqrt{3}S^+ & S^z & 2S^- & 0 \\ 0 & 2S^+ & -S^z & \sqrt{3}S^- \\ 0 & 0 & \sqrt{3}S^+ & -3S^z \end{pmatrix} & \end{array} \right) \delta(x) \delta(y - y_0) \delta(z - z_0). \quad (15)$$

We are interested in the effective exchange interaction  $H_{\text{ex}}^{\text{edge}}$  between the edge electrons and the impurity. To obtain the corresponding  $2 \times 2$  Hamiltonian in the basis  $(|\uparrow\rangle, |\downarrow\rangle)$ , we first calculate  $H_{\text{ex}}^{\text{qw}}(x, y) = \int dz M_{\text{bulk}}^\dagger H_{\text{ex}}^{\text{bulk}} M_{\text{bulk}}$  to

find the effective exchange interaction in the basis of the BHZ Hamiltonian and afterwards compute  $H_{\text{ex}}^{\text{edge}}(x) = \int dy M_{\text{qw}}^\dagger H_{\text{ex}}^{\text{qw}} M_{\text{qw}}$ .

$$H_{\text{ex}}^{\text{qw}}(x, y) = \int dz M_{\text{bulk}}^\dagger H_{\text{ex}}^{\text{bulk}} M_{\text{bulk}} = \begin{pmatrix} J_1^{\text{qw}} S^z & (J_4^{\text{qw}})^* S^+ & (J_3^{\text{qw}})^* S^- & 0 \\ J_4^{\text{qw}} S^- & J_2^{\text{qw}} S^z & 0 & 0 \\ J_3^{\text{qw}} S^+ & 0 & -J_1^{\text{qw}} S^z & -J_4^{\text{qw}} S^- \\ 0 & 0 & -(J_4^{\text{qw}})^* S^+ & -J_2^{\text{qw}} S^z \end{pmatrix} \delta(x) \delta(y - y_0), \quad (16)$$

with

$$J_1^{\text{qw}}(z_0) = \frac{1}{6} (3\alpha |f_1(z_0)|^2 + \beta |f_4(z_0)|^2), \quad (17a)$$

$$J_2^{\text{qw}}(z_0) = \frac{1}{2} \beta |f_3(z_0)|^2, \quad (17b)$$

$$J_3^{\text{qw}}(z_0) = \frac{1}{6} (-3\alpha f_1(z_0)^2 + 2\beta f_4(z_0)^2), \quad (17c)$$

$$J_4^{\text{qw}}(z_0) = \frac{1}{2\sqrt{3}} \beta f_3^*(z_0) f_4(z_0). \quad (17d)$$

$$H_{\text{ex}}^{\text{edge}}(x) = \int dy M_{\text{qw}}^\dagger H_{\text{ex}}^{\text{qw}} M_{\text{qw}} = \begin{pmatrix} J_z S^z + J_{\text{aniso}} S^- + J_{\text{aniso}}^* S^+ & J_\perp^* S^- \\ J_\perp S^+ & -(J_z S^z + J_{\text{aniso}} S^- + J_{\text{aniso}}^* S^+) \end{pmatrix} \delta(x) \quad (18)$$

with

$$J_z(y_0, z_0) = |g_k(y_0)|^2 (J_1^{\text{qw}} |c_{E1}|^2 + J_2^{\text{qw}} |c_{H1}|^2) \quad (19a)$$

$$J_\perp(y_0, z_0) = |g_k(y_0)|^2 J_3^{\text{qw}} c_{E1}^2 \quad (19b)$$

$$J_{\text{aniso}}(y_0, z_0) = |g_k(y_0)|^2 J_4^{\text{qw}} c_{E1} c_{H1}^* \quad (19c)$$

$H_{\text{ex}}^{\text{edge}}$  is equivalent to  $H_S$  defined in Eq. (3) of the main text, except that the complex phase of  $J_{\text{aniso}}$  was neglected in the main text for brevity;  $J_\perp$  is real. Values for  $\alpha$  and  $\beta$  can be found in the literature for HgTe as well as CdTe [5, 6].  $J_z$  is found to be the largest of the three couplings independent of  $z_0$ .  $f_3(z)$  is odd such that  $J_{\text{aniso}}$  vanishes if the impurity is located at  $z_0 = 0$ , i.e. in the middle of the quantum well. Consequently  $J_z^2 \gg J_\perp^2 \gg J_{\text{aniso}}^2$  is realistic for  $z_0 \approx 0$ .

The reason why a finite  $J_{\text{aniso}}$  can arise from an isotropic exchange interaction like  $H_{\text{ex}}^{\text{bulk}}$  can be understood from the calculation and was explicitly stated in Ref. [7]: The electrons in the edge states in HgTe/CdTe quantum wells are *not* spin-polarized because of the spin-orbit interaction in these materials. This also holds for InAs/GaSb/AlSb quantum wells.

### Details and intermediate steps regarding the effective coupling $J_{z,R}$

In this section we provide the details of the determination of the effective coupling  $J_{z,R}$  in Eq. (5) of the main text, by calculating the disorder averaged squared modulus of matrix elements of the  $T$ -matrix term  $T_{z,R}(\epsilon) = H_R G(\epsilon) J_z S^z s^z + J_z S^z s^z G(\epsilon) H_R$  for elastic backscattering. Let us calculate explicitly the matrix element of the first term, which is represented in Fig. 1 a) of the main text, the contribution from the second term is obtained analogously. We use the Fourier representations  $J_z S^z s^z = \frac{J_z}{L} S^z \sum_{k_1, k_2} c_{k_1, \alpha}^\dagger \sigma_{\alpha\alpha}^z c_{k_2, \alpha}$  and  $H_R = \frac{-1}{\sqrt{L}} \sum_{k_1, k_2} (k_1 + k_2) a_{k_1 - k_2} c_{k_1, \alpha}^\dagger \sigma_{\alpha\beta}^y c_{k_2, \beta}$  to find

$$\begin{aligned} & \langle m; -k, -\sigma | H_R \frac{1}{\sigma v \hbar k - H_0} J_z S^z s^z | m; k, \sigma \rangle \\ &= \sum_{k'} \frac{\langle m; -k, -\sigma | \frac{-\sigma_y}{\sqrt{L}} \sum_{k_1, k_2} (k_1 + k_2) a_{k_1 - k_2} c_{k_1, \alpha}^\dagger c_{k_2, \beta} | m; k', \sigma \rangle \langle m; k', \sigma | \frac{J_z}{L} S^z \sigma_{\alpha\alpha}^z \sum_{k_1, k_2} c_{k_1, \alpha}^\dagger c_{k_2, \alpha} | m; k, \sigma \rangle}{\sigma \hbar v (k - k')} \\ &= \sum_{k'} \frac{\langle m; -k, -\sigma | \frac{-\sigma_y}{\sqrt{L}} (-k + k') a_{-k - k'} c_{-k, -\sigma}^\dagger c_{k', \sigma} | m; k', \sigma \rangle \langle m; k', \sigma | \frac{J_z}{L} S^z \sigma_{\sigma\sigma}^z c_{k', \sigma}^\dagger c_{k, \sigma} | m; k, \sigma \rangle}{\sigma \hbar v (k - k')} \\ &= \frac{\sigma i J_z}{L \sqrt{L} \hbar v} \langle m | S^z | m \rangle \sum_{k'} a_{-k - k'} . \end{aligned} \quad (20)$$

The second term yields almost the same result, except that the sum now is  $\sum_{k'} a_{k'-k}$ . Hence for the disorder averaged squared modulus of the matrix element, which enters into the scattering rates, we find

$$\begin{aligned} |\langle m; -k, -\sigma | T_{z,R} | m; k, \sigma \rangle|^2_{\text{dis}} &= \frac{1}{L^3} \frac{J_z^2}{\hbar^2 v^2} |\langle m | S^z | m \rangle|^2 \left\langle \sum_{k'} (a_{k'-k} + a_{-k-k'}) \sum_{k'} (a_{k'-k} + a_{-k-k'})^* \right\rangle_{\text{dis}} \\ &= \frac{1}{L^2} 4\eta J_z^2 |\langle m | S^z | m \rangle|^2 \end{aligned} \quad (21)$$

where  $\eta = V_0/\hbar^2 v^2$ . We used  $\langle a_q a_{q'}^* \rangle_{\text{dis}} = V_0 \delta_{q,q'} \tilde{F}(q)$ , with  $\tilde{F}(q) = \frac{1}{L} \int_0^L dx F(x) e^{-iqx}$  and  $F(0) = 1$ . Since  $|\langle m; -k, -\sigma | J_{z,R} S^z (s^+ + s^-) | m; k, \sigma \rangle|^2 = \frac{1}{L^2} J_{z,R}^2 |\langle m | S^z | m \rangle|^2$ , we can capture the effects from the second order process on the scattering rates by considering first order processes from the effective coupling Eq. (5).

### Explicit expressions for $\zeta$ and $p_\perp$ .

As mentioned in the main text  $\zeta = \Gamma_{m-1,m}/\Gamma_{m,m-1}$ . Since  $|\langle m-1 | S^- | m \rangle|^2 = |\langle m | S^+ | m-1 \rangle|^2$ , these matrix elements cancel. Consequently  $\zeta$  does not depend on  $m$ , but only on the (effective) coupling constants and on  $\beta eV$  through the integrals  $I^\sigma$

$$\zeta = \frac{2(J_{\text{aniso}}^2 + J_{\perp,R}^2) + I^\downarrow(J_\perp^2 + J_{\text{aniso,R}}^2) + I^\uparrow J_{\text{aniso,R}}^2}{2(J_{\text{aniso}}^2 + J_{\perp,R}^2) + I^\downarrow J_{\text{aniso,R}}^2 + I^\uparrow(J_\perp^2 + J_{\text{aniso,R}}^2)}. \quad (22)$$

The probability  $p_\perp$  is calculated according to the following considerations: Assume a right-moving electron is backscattered while flipping the impurity from  $m$  to  $m+1$ , i.e. assume that a backscattering event of the type  $|m; \uparrow\rangle \rightarrow |m+1; \downarrow\rangle$  occurred. Then, because the impurity is assumed to be in a stationary state, at some time another scattering event  $|m+1; \sigma'\rangle \rightarrow |m; \sigma\rangle$  has to take place. If the second event happens to be a backscattering of a left-moving electron ( $\sigma' = \downarrow$ , and  $\sigma = \uparrow$ ), then in total, the two scattering events left the current transmitted between the two reservoirs unchanged. However, if the second event is a forward scattering event ( $\sigma' = \sigma$ ) or the backscattering of another right-mover ( $\sigma' = \uparrow$ , and  $\sigma = \downarrow$ ), then the first backscattering event indeed had a net effect on the current and thus contributed to the dc resistance. Since it does not matter which momentum the states involved in the scattering have, the probabilities for the two different cases are proportional to the integrated scattering rates  $\Gamma_{mm'}^{\sigma\sigma'}$ . The probability that the first scattering event *does not* have a net effect on the resistance is  $p_{m+1,m}^{\text{neg}} \propto \Gamma_{m,m+1}^{\uparrow\downarrow}$ . On the other hand, the probability that the first scattering event *does* have a net effect on the resistance is  $p_{m+1,m}^{\text{pos}} \propto \Gamma_{m,m+1}^{\uparrow\uparrow} + \Gamma_{m,m+1}^{\downarrow\downarrow} + \Gamma_{m,m+1}^{\downarrow\uparrow}$ . Since  $p_{m+1,m}^{\text{pos}} + p_{m+1,m}^{\text{neg}} = 1$  we find

$$p_{m+1,m}^{\text{pos}} = \left( 1 + \frac{\Gamma_{m,m+1}^{\uparrow\downarrow}}{\Gamma_{m,m+1}^{\uparrow\uparrow} + \Gamma_{m,m+1}^{\downarrow\downarrow} + \Gamma_{m,m+1}^{\downarrow\uparrow}} \right)^{-1}. \quad (23)$$

Since  $\Gamma_{m,m+1}^{\sigma\sigma'} \propto |\langle m | S^- | m+1 \rangle|^2$  independently of  $\sigma$  and  $\sigma'$ ,  $p_{m+1,m}^{\text{pos}}$  is independent of  $m$  and we can define

$$p_\perp \equiv p_{\frac{1}{2}, -\frac{1}{2}}^{\text{pos}} = \left( 1 + \frac{(J_\perp^2 + J_{\text{aniso,R}}^2) I^\downarrow}{2(J_{\text{aniso}}^2 + J_{\perp,R}^2) + J_{\text{aniso,R}}^2 I^\uparrow} \right)^{-1}. \quad (24)$$

- 
- [1] B. A. Bernevig, T. L. Hughes, and S.-C. Zhang, [Science](#) **314**, 1757 (2006).
  - [2] B. Zhou, H.-Z. Lu, R.-L. Chu, S.-Q. Shen, and Q. Niu, [Phys. Rev. Lett.](#) **101**, 246807 (2008).
  - [3] M. Wada, S. Murakami, F. Freimuth, and G. Bihlmayer, [Phys. Rev. B](#) **83**, 121310 (2011).
  - [4] P. Virtanen and P. Recher, [Phys. Rev. B](#) **85**, 035310 (2012).
  - [5] I. A. Merkulov and A. V. Rodina, *Exchange Interaction Between Carriers and Magnetic Ions in Quantum Size Heterostructures*, In: J. A. Gaj, and J. Kossut eds., [Introduction to the Physics of Diluted Magnetic Semiconductors](#) (Springer, Berlin, Heidelberg, 2010).
  - [6] J. K. Furdyna, [J. Appl. Phys.](#) **64**, R29 (1988).
  - [7] J. Maciejko, T. L. Hughes, and S.-C. Zhang, [Annual Review of Condensed Matter Physics](#) **2**, 31 (2011).