

Reevaluation of spin-dependent WIMP-proton interactions as an explanation of the DAMA data

Eugenio Del Nobile, Graciela B. Gelmini, Andreea Georgescu, and Ji-Haeng Huh

Department of Physics and Astronomy, UCLA,
475 Portola Plaza, Los Angeles, CA 90095, USA

E-mail: delnobile@physics.ucla.edu, gelmini@physics.ucla.edu,
a.georgescu@physics.ucla.edu, jhhuh@physics.ucla.edu

Abstract. We reexamine the interpretation of the annual modulation signal observed by the DAMA experiment as due to WIMPs with a spin-dependent coupling mostly to protons. We consider both axial-vector and pseudo-scalar couplings, and elastic as well as endothermic and exothermic inelastic scattering. We conclude that the DAMA signal is in strong tension with null results of other direct detection experiments, particularly PICASSO and KIMS.

Keywords: dark matter theory, dark matter experiments

1 Introduction

Direct Dark Matter (DM) searches aim at detecting Weakly Interacting Massive Particles (WIMPs) scattering with nuclei in a target material. The most stringent limits on the DM mass and cross section parameter space are currently set by LUX [1] and SuperCDMS [2] for WIMPs with spin-independent interactions and spin-dependent interactions with neutrons, and by PICASSO [3], SIMPLE [4], COUPP [5], and KIMS [6] for those with protons. While none of these experiments have detected a DM signal so far, three other experiments have signals that can be interpreted as due to WIMP scattering: DAMA and DAMA/LIBRA (called here DAMA from now on) [7], CoGeNT [8, 9], and CDMS-II with silicon detectors [10]. CRESST-II [11] has not confirmed a previous DM hint found by the same collaboration [12]. Among the potential DM signals, DAMA’s observation of an annually modulated rate has the highest statistical significance. However, these potential signals are challenged by the null results of other direct detection experiments which exclude the possibility of WIMP scattering in a large number of particle models. In particular, the scattering cross section fitting the DAMA data for WIMPs with isospin-conserving spin-independent interactions is several orders of magnitude above the 90% CL LUX limit [13].

Over the years, several particle candidates have been proposed with properties which enhance a potential signal in DAMA and weaken the main limits imposed by direct DM searches with negative results, among them WIMPs with spin-dependent coupling mostly to protons, which we reevaluate in this paper.

Inelastic DM [14–20] scatters to another particle state, either heavier (endothermic scattering) or lighter (exothermic scattering, see e.g. [21, 22]), when colliding with a nucleus. Endothermic scattering favors heavier targets, thus enhancing scattering off I in DAMA while reducing scattering off lighter targets such as Ge. Moreover, this type of interaction enhances the annual modulation amplitude, thus pushing the cross section needed to fit the DAMA data to lower values. However, experiments employing Xe as target material, which is heavier than I, rule out endothermic scattering of DM as an explanation to the DAMA data unless there is an additional feature of the interaction that favors a signal in DAMA. Two types of WIMP couplings favor Na and I (DAMA) over Xe (LUX, XENON10) and Ge (CDMS, SuperCDMS): a spin-dependent coupling mostly to protons and a magnetic dipole moment coupling [19, 23]. The reason for the first is that the spin of a nucleus is mostly due to an unpaired nucleon and Na and I have an unpaired proton, while Xe and Ge have an unpaired neutron. The reason for the second is the large magnetic moment of both Na and I. We do not consider here inelastic magnetic DM, which Ref. [20] recently found still marginally compatible with all negative results of direct searches, for a small value of the I quenching factor (without the aid of inelasticity, instead, this candidate has been shown to be ruled out [24]).

The possibility that a DM candidate with spin-dependent interactions mostly with protons would explain the DAMA signal was, to the best of our knowledge, first studied in Ref. [25]. Compared to spin-independent interactions, spin-dependent couplings reduce the bounds from experiments with heavy targets, most notably LUX, due to the lack of the usual A_T^2 enhancement factor proper to the spin-independent interaction (A_T being the mass number of the target nucleus). This interaction might explain why the DAMA signal is not seen by LUX and SuperCDMS. In this case, bounds from PICASSO, SIMPLE, COUPP, and KIMS become relevant, since they contain F, I and Cs, all nuclei with an unpaired proton. This candidate was further studied in Ref. [26], in the context of both elastic and inelastic

endothermic scatterings. The inelastic endothermic kinematics reduces the expected rate in experiments employing F (PICASSO, SIMPLE) because it is light, thus making the COUPP (CF₃I) and KIMS (CsI) bounds the most relevant constraints on WIMP scatterings off I in DAMA. Ref. [20] found that a small portion of the parameter space favored by DAMA for inelastic spin-dependent couplings with protons can still escape all bounds from null experiments.

Inelastic exothermic scattering [21, 27] favors lighter targets, so it favors Na in DAMA over heavier nuclei (Ge and Xe). In this case the most important limits are set by experiments containing F (PICASSO and SIMPLE).

Recently, Ref. [28] studied a Dirac WIMP candidate coupled to standard model (SM) fermions through a light pseudo-scalar mediator, and claimed that with a contact interaction and elastic scattering it reconciles the DAMA data with the null results of other experiments at the 99% credible level. The model produces a non-standard spin-dependent interaction, with the noteworthy feature that, for universal flavor-diagonal quark couplings to the pseudo-scalar mediator, the WIMP couples mainly to protons. The couplings of pseudo-scalar light bosons ($m_\phi < 7$ GeV) with quarks are strongly constrained by rare meson decays [29–31], and unless the pseudo-scalar coupling to the DM (called g_{DM} below) is very large, $g_{\text{DM}} \gtrsim 10^3$, the one-particle exchange scattering cross section required in Ref. [28] is rejected [31]. The flavor physics bounds on pseudo-scalar couplings to quarks proportional to the quark mass are less stringent [31], but in this case Ref. [28] found that the resulting proton to neutron coupling ratio is not large enough to reconcile a DM signal in DAMA with the results of other direct detection experiments. Leaving aside the limits from other types of experiments we concentrate here on direct detection.

Ref. [28] employed a Bayesian analysis, where a number of uncertain parameters like quenching factors and background levels, as well as astrophysical quantities, are marginalized over. While the process of marginalization (i.e. integrating over nuisance parameters with assumed prior probability distributions) is the proper treatment of uncertain and uninteresting parameters in the context of Bayesian statistics, it makes it unclear whether there exists at least one set of values of the uncertain parameters, in particular one halo model, that produces the same result of the analysis.

In this paper we reconsider the viability of a signal due to WIMPs with spin-dependent coupling mostly to protons as an explanation of the DAMA data. We study both axial-vector and pseudo-scalar couplings, which lead respectively to $\vec{s}_\chi \cdot \vec{s}_p$ and $(\vec{s}_\chi \cdot \vec{q})(\vec{s}_p \cdot \vec{q})$ couplings in the non-relativistic limit (\vec{s}_χ and \vec{s}_p are the spins of the WIMP χ and the proton respectively, and \vec{q} is the momentum transfer). We assume the mediator to be either heavy enough for the contact interaction limit to be valid, or otherwise much lighter than the typical momentum transfer of the scattering process than the typical momentum transfer of the scattering process (we refer to this last case as “massless”). The possibilities of elastic and inelastic scattering, both endothermic and exothermic, are considered.

In Section 2 we present the differential cross sections for axial-vector and pseudo-scalar couplings, which can be used in the direct detection rate formula in Section 3. The analysis methods we adopt for experimental data are described in Section 4, and our results assuming a standard model of the dark halo of our galaxy are presented in Section 5. In Section 6 we describe our halo-independent analysis and present the related results. Our conclusions are given in Section 7.

2 Cross sections

2.1 Axial-vector (AV) interaction

An AV coupling leads to the usual spin-dependent interaction. The effective Lagrangian for the elastic scattering of a DM particle χ , either a Dirac or a Majorana fermion, with AV couplings to nucleons, mediated by a vector boson of mass m_ϕ , is

$$\mathcal{L}_{\text{AV}} = \frac{g_{\text{DM}}}{2(m_\phi^2 - q^\mu q_\mu)} \sum_{N=p,n} a_N \bar{\chi} \gamma^\mu \gamma^5 \chi \bar{N} \gamma_\mu \gamma^5 N. \quad (2.1)$$

Here we assumed a one-particle exchange process. q^μ is the momentum transfer four-vector, and N is a nucleon, p or n . g_{DM} and a_N are the mediator coupling constants to χ and N , respectively, and they are real. The scattering amplitude is

$$\mathcal{M}_{\text{AV}} = \frac{g_{\text{DM}}}{2(m_\phi^2 - q^\mu q_\mu)} \sum_{N=p,n} a_N \bar{u}_\chi^{s'} \gamma^\mu \gamma^5 u_\chi^s \bar{u}_N^{r'} \gamma_\mu \gamma^5 u_N^r. \quad (2.2)$$

We now follow Ref. [32] because we will largely use the nuclear form factors given in this reference. We first take the non-relativistic limit of the Dirac spinors, in the chiral representation, for both χ and N : $u^s(\vec{p}) \simeq \sqrt{1/4m}((2m - \vec{p} \cdot \vec{\sigma}) \xi^s, (2m + \vec{p} \cdot \vec{\sigma}) \xi^s)^T$, where $\vec{\sigma}$ are the Pauli matrices. This limit is justified by the fact that the DM initial speed and the exchanged momentum are small. The matrix element for scattering off a single nucleon then reads

$$\mathcal{M}_{\text{AV}} = -8m_N m \frac{g_{\text{DM}}}{m_\phi^2 + q^2} \sum_{N=p,n} a_N \langle \vec{s}_\chi \rangle \cdot \langle \vec{s}_N \rangle, \quad (2.3)$$

where $\langle \vec{s}_\chi \rangle = \xi_\chi^{s'\dagger} \frac{\vec{\sigma}}{2} \xi_\chi^s$ and $\langle \vec{s}_N \rangle = \xi_N^{r'\dagger} \frac{\vec{\sigma}}{2} \xi_N^r$ (see e.g. Eqs. (44), (47d), and (49) of Ref. [33]). Notice that this matrix element assumes the usual form for the Dirac spinors with normalization $\bar{u}^{s'}(\vec{p}) u^s(\vec{p}) = 2m \delta^{ss'}$; Quantum Mechanical amplitudes usually assume a different state normalization, which differs by a factor of $2\sqrt{m^2 + \vec{p}^2}$. With this normalization Eq. (2.3) would be replaced by $\mathcal{M}_{\text{AV}}^{\text{QM}} = -2g_{\text{DM}}(q^2 + m_\phi^2)^{-1} \sum_{N=p,n} a_N \langle \vec{s}_\chi \rangle \cdot \langle \vec{s}_N \rangle$.

For a model of inelastic DM, one could introduce two Dirac fields, χ_1 and χ_2 , with slightly different masses and the DM-nucleon effective Lagrangian

$$\mathcal{L}_{\text{AV}} = \frac{g_{\text{DM}}}{2(m_\phi^2 + q^2)} \sum_{N=p,n} a_N \bar{\chi}_2 \gamma^\mu \gamma^5 \chi_1 \bar{N} \gamma_\mu \gamma^5 N + \text{h.c.} \quad (2.4)$$

The g_{DM} coupling can now be complex. We use the same symbol, g_{DM} , for the couplings in Eqs. (2.1) and (2.4), because then the expression of σ_p^{AV} in Eq. (2.6) is valid both for elastic and inelastic scattering. χ_1 is the DM particle entering the scattering process, with mass m , while χ_2 is the DM particle in the final state, with mass $m' = m + \delta$. The sign of the mass splitting δ determines the different kinematic regimes: $\delta > 0$ implies endothermic scattering, $\delta < 0$ implies exothermic scattering, while $\delta = 0$ implies elastic scattering.

One may attempt to build an inelastic DM model without introducing additional degrees of freedom by assuming the interaction in Eq. (2.1) and adding a small Majorana mass term which produces two almost degenerate Majorana fermions, χ_1 and χ_2 , in which case $\chi = \chi_1 + i\chi_2$ becomes a quasi-Dirac fermion. However, as noted in Ref. [26], this interaction produces diagonal terms which result in elastic scattering rather than inelastic. In this case,

one can instead write an effective tensor interaction $\bar{\chi}\sigma^{\mu\nu}\chi\bar{N}\sigma_{\mu\nu}N$, which produces inelastic scattering since the diagonal interaction terms vanish identically. The non-relativistic limit of this operator is also $\vec{s}_\chi \cdot \vec{s}_N$.

The differential cross section for DM-nucleus scattering, for both the elastic and inelastic interactions introduced above in Eqs. (2.1) and (2.4), is

$$\frac{d\sigma_T^{\text{AV}}}{dE_R} = \sigma_p^{\text{AV}} \frac{m_T}{2\mu_p^2} \left(\frac{m_\phi^2}{m_\phi^2 + 2m_T E_R} \right)^2 \frac{1}{v^2} F_{\text{AV}}^2(q^2), \quad (2.5)$$

where $E_R = q^2/2m_T$ is the nuclear recoil energy, v is the incoming WIMP speed, and μ_p is the DM-proton reduced mass. $F_{\text{AV}}^2(q^2)$ is a nuclear form factor including spin dependence, and will be defined in Section 2.3. σ_p^{AV} is the total DM-proton cross section in the limit of contact interaction $m_\phi \gg q = \sqrt{2m_T E_R}$,

$$\sigma_p^{\text{AV}} = \frac{3|g_{\text{DM}}|^2 a_p^2 \mu_p^2}{4\pi m_\phi^4}. \quad (2.6)$$

The term in parenthesis in Eq. (2.5) accounts for long-range interactions, when m_ϕ is smaller than or comparable to $q = \sqrt{2m_T E_R}$. For typical target masses of a few tens of GeV and recoil energies around few to tens of keV, the interaction becomes effectively long-range if the mediator mass is smaller than several MeV: $m_\phi \ll q \simeq 20 \text{ MeV} \sqrt{(E_R/10 \text{ keV})(m_T/20 \text{ GeV})}$.

In order to plot our results for long-range interactions, we express the differential cross section in terms of a reference total cross section $\sigma_p^{\text{AV, ref}} = \sigma_p^{\text{AV}}(m_\phi = m_\phi^{\text{ref}})$ corresponding to a reference mediator mass m_ϕ^{ref} , which we set equal to 1 GeV:

$$\frac{d\sigma_T^{\text{AV}}}{dE_R} = \sigma_p^{\text{AV, ref}} \frac{m_T}{2\mu_p^2} \left(\frac{(m_\phi^{\text{ref}})^2}{m_\phi^2 + 2m_T E_R} \right)^2 \frac{1}{v^2} F_{\text{AV}}^2(q^2). \quad (2.7)$$

The massless mediator limit thus corresponds to setting $m_\phi = 0$ in the equation above. In the following we will refer to any scenario with $m_\phi^2 \ll q^2$ as massless mediator limit or long-range limit.

Given that a large value of a_p/a_n is needed to suppress the strong LUX and SuperCDMS constraints, we will assume the maximally isospin-violating coupling $a_n = 0$ for the AV interaction.

2.2 Pseudo-scalar (PS) interaction

Here the DM particle is a Dirac fermion χ , coupled to a real PS boson ϕ with mass m_ϕ ,

$$\mathcal{L}_{\text{DM}} = -i \frac{g_{\text{DM}}}{\sqrt{2}} \phi \bar{\chi} \gamma^5 \chi \quad (2.8)$$

(as in Refs. [28, 34]), with a real coupling constant g_{DM} . The PS field couples also to the SM quarks with real coupling g_q ,

$$\mathcal{L}_q = -i \frac{1}{\sqrt{2}} \sum_q g_q \phi \bar{q} \gamma^5 q. \quad (2.9)$$

While PS couplings to quarks are usually taken to be proportional to the fermion mass (see e.g. [34]), we will assume instead a flavor-universal coupling $g_q = g$, which introduces a larger $|a_p/a_n|$ ratio, $a_p/a_n \simeq -16.4$ [28] (see below).

To model inelastic scattering we assume a non-diagonal coupling of two Dirac DM fields χ_1 and χ_2 with ϕ ,

$$\mathcal{L}_{\text{DM}} = -i \frac{g_{\text{DM}}}{\sqrt{2}} \phi \bar{\chi}_2 \gamma^5 \chi_1 + \text{h.c.} \quad (2.10)$$

Again, the g_{DM} coupling can now be complex. With this definition of g_{DM} , Eqs. (2.8) and (2.10) yield the same expression for σ_p^{PS} in Eq. (2.16). Diagonal interaction terms as well as non-diagonal mass terms can be forbidden by assuming a \mathbb{Z}_2 symmetry under which both ϕ , χ_1 (or χ_2), and all the SM electroweak doublets have charge -1 .

The DM-nucleon effective Lagrangian, for elastic scattering (for inelastic scattering we should have $\bar{\chi}_2 \gamma^5 \chi_1$ instead of $\bar{\chi} \gamma^5 \chi$), and assuming one-particle exchange, is

$$\mathcal{L}_{\text{PS}} = \frac{g_{\text{DM}}}{2(m_\phi^2 - q^\mu q_\mu)} \sum_{N=p,n} a_N \bar{\chi} \gamma^5 \chi \bar{N} \gamma^5 N, \quad (2.11)$$

and yields in the non-relativistic limit

$$\mathcal{M}_{\text{PS}} = 2 \frac{g_{\text{DM}}}{m_\phi^2 + q^2} \sum_{N=p,n} a_N (\langle \vec{s}_\chi \rangle \cdot \vec{q}) (\langle \vec{s}_N \rangle \cdot \vec{q}), \quad (2.12)$$

where $\langle \vec{s}_\chi \rangle$ and $\langle \vec{s}_N \rangle$ were defined after Eq. (2.3). This is a different type of spin-dependent interaction than in Eq. (2.3). Due to the extra factors of \vec{q} , the PS cross section receives a large $q^4/m_N^2 m^2$ suppression with respect to the AV cross section. Therefore, the normalization of the signal and its spectrum, and also the nuclear form factors are different in the two cases [32] (see Section 2.3). Given the large momentum suppression, one needs to check the existence of unsuppressed radiative corrections to this tree-level cross section, that would spoil the setup. The PS interaction in Eq. (2.11) with a Dirac fermion χ has been proven not to produce such corrections [35], while this would not be the case if χ were a Majorana fermion.

The proton and neutron couplings appearing in Eq. (2.11) are given by

$$a_N = g \sum_{f=u,d,s} \frac{m_N}{m_f} \left[1 - \sum_{f'=u,\dots,t} \frac{\bar{m}}{m_{f'}} \right] \Delta_f^{(N)} = g \sum_{f=u,d,s} \frac{m_N}{m_f} \left[\sum_{f'=c,b,t} \frac{\bar{m}}{m_{f'}} \right] \Delta_f^{(N)}, \quad (2.13)$$

with $\bar{m} \equiv (1/m_u + 1/m_d + 1/m_s)^{-1}$. The subscripts f in (2.13) indicate quark flavors. The $\Delta_f^{(N)}$ factors parametrize the quark spin content of the nucleon, and are usually determined experimentally or computed with lattice calculations. As in Ref. [28], we adopt the following values from [36]:

$$\Delta_u^{(p)} = \Delta_d^{(n)} = +0.84, \quad \Delta_d^{(p)} = \Delta_u^{(n)} = -0.44, \quad \Delta_s^{(p)} = \Delta_s^{(n)} = -0.03, \quad (2.14)$$

with which $a_p \simeq -0.4g$. As a natural feature of this model, the proton coupling a_p is larger (in modulus) than the neutron coupling a_n , by an amount that depends on the choice of the $\Delta_f^{(N)}$'s. As noted in [28], the values in Eq. (2.14) are conservative in the sense that they minimize the ratio a_p/a_n with respect to other values encountered in the literature (see e.g. Table 4 in [33]). In this case $a_p/a_n = -16.4$.

The differential cross section for the PS interaction, for both elastic and inelastic scattering, is

$$\frac{d\sigma_T^{\text{PS}}}{dE_R} = \sigma_p^{\text{PS}} \frac{3m_T^3 E_R^2}{8\mu_p^6} \frac{1}{v^{\text{ref}^4}} \left(\frac{m_\phi^2}{m_\phi^2 + 2m_T E_R} \right)^2 \frac{1}{v^2} F_{\text{PS}}^2(q^2). \quad (2.15)$$

$F_{\text{PS}}^2(q^2)$, to be defined in Section 2.3, is the nuclear form factor including spin dependence. σ_p^{PS} is the total DM-proton cross section in the limit of contact interaction,

$$\sigma_p^{\text{PS}} = \frac{|g_{\text{DM}}|^2 a_p^2 \mu_p^6 v^{\text{ref}^4}}{12\pi m_\phi^4 m^2 m_p^2} . \quad (2.16)$$

In this case, the total DM-proton cross section has a v^4 dependence, and, for the purpose of plotting our results in terms of the reference cross section, in Eq. (2.16) we evaluate σ_p^{PS} at a reference speed v^{ref} . We set v^{ref} equal to the rotational speed of our Local Standard of Rest, 220 km/s, which is representative of the WIMP speeds with respect to Earth.

For long-range PS interactions we proceed in the same manner as for the long-range AV interactions, by writing the differential cross section in terms of a reference total cross section $\sigma_p^{\text{PS, ref}} = \sigma_p^{\text{PS}}(m_\phi = m_\phi^{\text{ref}})$, with $m_\phi^{\text{ref}} = 1$ GeV:

$$\frac{d\sigma_T^{\text{PS}}}{dE_R} = \sigma_p^{\text{PS, ref}} \frac{3m_T^3 E_R^2}{8\mu_p^6} \frac{1}{v^{\text{ref}^4}} \left(\frac{(m_\phi^{\text{ref}})^2}{m_\phi^2 + 2m_T E_R} \right)^2 \frac{1}{v^2} F_{\text{PS}}^2(q^2) . \quad (2.17)$$

2.3 Nuclear form factors

We adopt the form factors computed in Ref. [32] using standard shell model techniques, for the nuclides for which they are available, namely the main stable isotopes of Ge, Xe, Na, I, and F. In these cases, we define

$$F_{\text{AV}}^2(q^2) = \frac{1}{3a_p^2} \sum_{N, N'=p, n} a_N a_{N'} \left(F_{\Sigma''}^{(N, N')}(q^2) + F_{\Sigma'}^{(N, N')}(q^2) \right) \quad (2.18)$$

for the AV interaction, and

$$F_{\text{PS}}^2(q^2) = \frac{1}{a_p^2} \sum_{N, N'=p, n} a_N a_{N'} F_{\Sigma''}^{(N, N')}(q^2) \quad (2.19)$$

for the PS interaction. The (squared) nuclear form factors $F_{\Sigma'}$ and $F_{\Sigma''}$ are tabulated in [32] for the nuclides mentioned above. These form factors can be employed unmodified also for inelastic scattering [20]. We include a factor of 1/3 in the definition of F_{AV}^2 in order to normalize F_{AV}^2 and F_{PS}^2 to be 1 in the limit of zero momentum transfer when the target is an isolated proton. This factor traces back to $F_{\Sigma'}$ being twice as large as $F_{\Sigma''}$ at $q = 0$, which is consistent with the fact that $F_{\Sigma''}$ corresponds to the component of the nucleon spin along the direction of the momentum transfer, while $F_{\Sigma'}$ corresponds to the transverse component.

$F_{\text{AV}}^2(q^2)$ can be expressed (see Eqs. (59), (60) and (77c) in Ref. [32]) in terms of the usual nuclear spin structure function $S(q^2) = a_0^2 S_{00}(q^2) + a_0 a_1 S_{01}(q^2) + a_1^2 S_{11}(q^2)$ [37] (with $a_0 = a_p + a_n$ and $a_1 = a_p - a_n$ the isoscalar and isovector parameters):

$$F_{\text{AV}}^2(q^2) = \frac{4\pi}{3(2J_T + 1)} \frac{1}{a_p^2} S(q^2) , \quad (2.20)$$

with J_T the spin of the target nucleus. At zero momentum transfer

$$S(0) = \frac{1}{\pi} \frac{(2J_T + 1)(J_T + 1)}{J_T} (a_p \langle S_p \rangle + a_n \langle S_n \rangle)^2 , \quad (2.21)$$

where $\langle S_p \rangle \equiv \langle J_T, M_T = J_T | S_p^z | J_T, M_T = J_T \rangle$, and where S_p^z is the component of $\vec{S}_p \equiv \sum_{\text{protons}} \vec{s}_p$ along the z -axis [38] ($\langle S_n \rangle$ is defined analogously). Notice that $\langle S_p \rangle$ and $\langle S_n \rangle$ are often denoted with boldface style in the literature, although they are not vector quantities. F_{AV}^2 can then be expressed in terms of the usually called spin-dependent form factor $F_{\text{SD}}^2(q^2) = S(q^2)/S(0)$ as

$$F_{\text{AV}}^2(q^2) = \frac{4(J_T + 1)}{3J_T} \left(\langle S_p \rangle + \frac{a_n}{a_p} \langle S_n \rangle \right)^2 F_{\text{SD}}^2(q^2) . \quad (2.22)$$

For the nuclides for which no form factors have been computed in Ref. [32] (Cl, C and Cs), we define $F_{\text{AV}}^2(q^2)$ by means of Eq. (2.22), with the spin-dependent form factor in Gaussian form

$$F_{\text{SD}}^2(q^2) = e^{-q^2 R^2/4} ; \quad (2.23)$$

here we take $R = \left(0.92 A_T^{1/3} + 2.68 - 0.78 \sqrt{(A_T^{1/3} - 3.8)^2 + 0.2} \right)$ fm, with A_T the mass number of the target nucleus [39]. In this case we also assume $F_{\text{PS}}^2 = F_{\text{AV}}^2$, which we expect to be approximately valid at low q^2 . For Cs, a component of KIMS's target material, we take $\langle S_p \rangle = -0.370$, $\langle S_n \rangle = 0.003$ [40, 41]. For SIMPLE, we use $\langle S_p \rangle = -0.051$, $\langle S_n \rangle = -0.0088$ for both ^{35}Cl and ^{37}Cl [38], and $\langle S_p \rangle = -0.026$, $\langle S_n \rangle = -0.155$ for ^{13}C [42]. Notice that there are large uncertainties in the hadronic matrix elements $\langle S_p \rangle$ and $\langle S_n \rangle$ and the nuclear form factors, which differ in different nuclear models (see e.g. Fig. 1 of Ref. [43] for the Xe nuclear structure functions). Factors of 2 difference in different calculations are not uncommon [44].

3 Direct detection rate

The DM-nucleus scattering rate for a target nuclide T with mass m_T is

$$\frac{dR_T}{dE_R}(E_R, t) = \frac{\rho}{m} \int_{v \geq v_{\min}(E_R)} d^3v v f(\vec{v}, t) \frac{d\sigma_T}{dE_R}(E_R, \vec{v}) , \quad (3.1)$$

where m is the WIMP mass, ρ is the local DM density, $f(\vec{v}, t)$ is the DM velocity distribution in Earth's reference frame, and $d\sigma_T/dE_R$ is the differential cross section for a WIMP scattering off the target T . $v_{\min}(E_R)$ is the minimum WIMP speed needed to impart to the target nucleus a recoil energy E_R .

The detectors do not measure directly the recoil energy, but they measure a related energy E' (sometimes expressed in 'keV electron equivalent' or keVee, or else in number of photoelectrons). The rate in Eq. (3.1) is related to the event rate measured by an experiment within a detected energy interval $[E'_1, E'_2]$ as

$$R_{[E'_1, E'_2]}(t) = \sum_T \frac{C_T}{m_T} \int_0^\infty dE_R \frac{dR_T}{dE_R}(E_R, t) \int_{E'_1}^{E'_2} dE' \epsilon(E', E_R) G_T(E_R, E') , \quad (3.2)$$

where C_T is the mass fraction of the nuclide T in the detector, $G_T(E_R, E')$ is the target-dependent resolution function of the detector and $\epsilon(E', E_R)$ is the experimental acceptance. The resolution function is defined as the probability distribution for a nuclear recoil energy E_R to be measured as E' , and incorporates the mean value $\langle E' \rangle = Q_T(E_R) E_R$, with Q_T the target's quenching factor, and the detector energy resolution. The detector acceptance is a

function of both E_R and E' in general, but it is often given to be E_R independent, or the dependencies on E_R and E' are factorizable.

Except for our halo-independent analysis, in this paper we assume the Standard Halo Model (SHM) for the dark halo of our galaxy, where the DM local density is $\rho = 0.3 \text{ GeV/cm}^3$ and the velocity distribution of WIMPs in the galactic frame is a truncated Maxwell-Boltzmann distribution

$$f_G(\vec{u}) = \frac{1}{N_{\text{esc}}(v_0\sqrt{\pi})^3} \exp(-u^2/v_0^2) \theta(v_{\text{esc}} - u). \quad (3.3)$$

Here v_0 is the velocity dispersion and v_{esc} is the escape speed from our galaxy. The normalization factor

$$N_{\text{esc}} \equiv \text{erf}(v_{\text{esc}}/v_0) - 2(v_{\text{esc}}/v_0) \exp(-v_{\text{esc}}^2/v_0^2)/\sqrt{\pi} \quad (3.4)$$

ensures that $\int d^3u f_G(\vec{u}) = 1$. We consider v_0 to be the same as the velocity of the Local Standard of Rest $v_0 = 220 \text{ km/s}$, and we take $v_{\text{esc}} = 533 \text{ km/s}$, according to recent Radial Velocity Experiment (RAVE) 2013 results [45]. The velocity distribution in Earth's frame, $f(\vec{v}, t)$ in Eq. (3.1), can be obtained with the Galilean transformation

$$f(\vec{v}, t) = f_G(\vec{v}_\odot + \vec{v}_\oplus(t) + \vec{v}), \quad (3.5)$$

where \vec{v}_\odot and $\vec{v}_\oplus(t)$ are the velocity of the Sun with respect to the galaxy and the time dependent velocity of Earth with respect to the Sun, respectively. We take $v_\odot = 232 \text{ km/s}$, and $v_\oplus = 30 \text{ km/s}$ in an orbit inclined at 60° with respect to the galactic plane [46].

Earth's revolution around the Sun causes the velocity distribution given in Eq. (3.5), and therefore the scattering rate in Eq. (3.1), to modulate in time. Both the time-average rate and the modulation amplitude of the rate can be measured. In the SHM, the velocity of Earth with respect to the Galaxy is maximum at the end of May or the beginning of June. The rate has a maximum at this moment if $v_{\text{min}} > 200 \text{ km/s}$ and it has instead a minimum at this moment if $v_{\text{min}} < 200 \text{ km/s}$. Thus, choosing the modulation phase so that the modulation amplitude is positive for $v_{\text{min}} > 200 \text{ km/s}$, the amplitude is negative for $v_{\text{min}} < 200 \text{ km/s}$. Only $v_{\text{min}} > 200 \text{ km/s}$ are compatible with the phase of the DAMA modulation data such that the rate has the maximum on the 2nd of June [7]. The value of $v_{\text{min}} = 200 \text{ km/s}$ is shown as a vertical line in Fig. 1.

The minimum speed the DM particle must have in the rest frame of the target nuclide in order to impart a nuclear recoil energy E_R for $\mu_T|\delta|/m^2 \ll 1$ is

$$v_{\text{min}} = \frac{1}{\sqrt{2m_TE_R}} \left| \frac{m_TE_R}{\mu_T} + \delta \right|, \quad (3.6)$$

where μ_T is the DM-nucleus reduced mass. The mass splitting $\delta = m' - m$ can be either positive for endothermic scattering [14], negative for exothermic scattering [21, 27, 47], or zero for elastic scattering. By inverting this equation one obtains the minimum and maximum recoil energies $E_R^\pm(v)$ that are kinematically allowed for a fixed DM speed v ,

$$E_R^\pm(v) = \frac{\mu_T^2 v^2}{2m_T} \left(1 \pm \sqrt{1 - \frac{2\delta}{\mu_T v^2}} \right)^2. \quad (3.7)$$

The left panel in Fig. 1 shows the two $E_R^\pm(v)$ branches for the Na component of DAMA, for $\delta = -30$ and -50 keV , for WIMP masses that correspond to the best fit regions we will

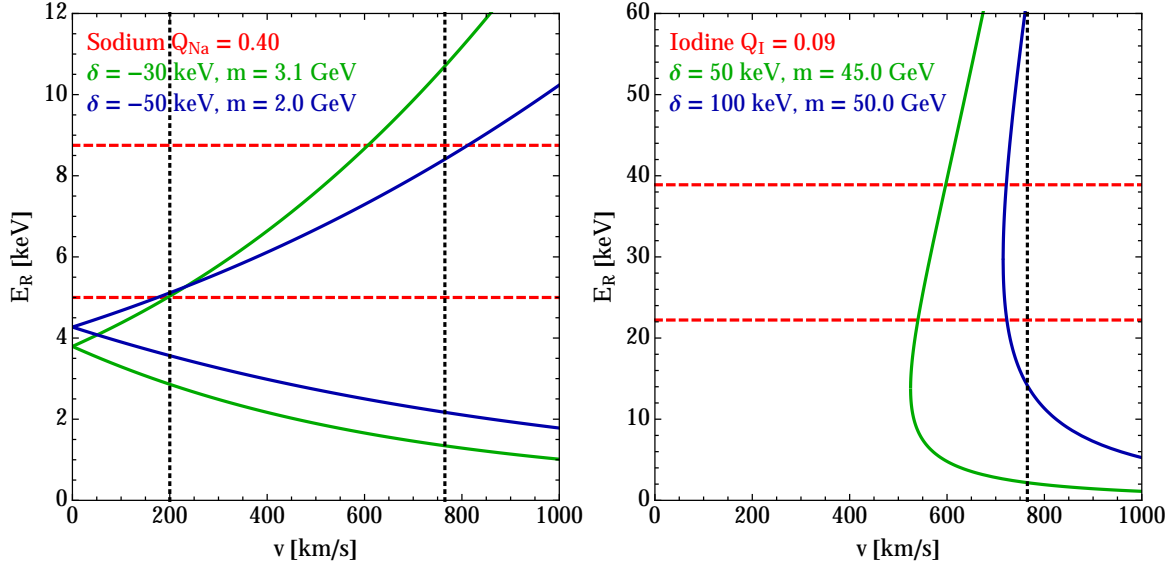


Figure 1. Recoil energy range for exothermic scattering off Na (left) and endothermic scattering off I (right), as a function of the WIMP speed v , for the indicated values of WIMP mass m and mass splitting δ . The two red horizontal lines enclose the 2.0–3.5 keV energy interval, in which most of the DAMA signal is observed. Here $Q_{\text{Na}} = 0.40$ and $Q_{\text{I}} = 0.09$. The DAMA events can only be between the two vertical lines at $v_{\text{min}} = 200$ km/s and $v_{\text{min}} = v_{\text{max}} = 765$ km/s (see the text).

present later. The right panel shows the $E_{\text{R}}^{\pm}(v)$ branches for the I component of DAMA, for $\delta = 50$ and 100 keV.

The minimum possible value of v for the interaction to be kinematically allowed is $v_{\delta}^T = \sqrt{2\delta/\mu_T}$ for endothermic scattering, and $v_{\delta}^T = 0$ for exothermic. This speed value corresponds to the point of intersection of the two E_{R}^{\pm} branches, which occurs at $E_{\delta} = E_{\text{R}}^{+}(v_{\delta}^T) = E_{\text{R}}^{-}(v_{\delta}^T) = \mu_T|\delta|/m_T$. The maximum value of the DM speed allowed for a given halo model is the sum of the escape speed v_{esc} and the modulus of Earth’s velocity in the galactic rest frame, which is equal on average to the Sun’s velocity \vec{v}_{\odot} ; therefore, for our choice of parameter values, $v_{\text{max}} = 765$ km/s. This is indicated with a vertical line in Fig. 1. As a result, endothermic scattering with a target nucleus will be kinematically forbidden for δ larger than $\simeq 3.3$ keV(μ_T/GeV). In the ranges for m and δ corresponding to the best fit regions presented later, endothermic scattering with Na in DAMA is kinematically forbidden. On the other hand, scattering off I in DAMA is allowed for endothermic scattering, as can be seen in the right panel of Fig. 1 for $\delta = 50$ and 100 keV.

In the following sections we examine the compatibility of the WIMP interpretation of the DAMA annual modulation signal with various null results for the AV and PS models described above. We consider both elastic, endothermic, and exothermic scattering.

4 Data analysis assuming the SHM

In this section we describe the data analysis we perform assuming the SHM, which follows the procedure already presented in Refs. [24, 48].

For the DAMA annual modulation signal, we take the data plotted in Fig. 8 of Ref. [7]. We determine the DAMA favored regions in the DM parameter space by performing a Maximum Likelihood analysis, assuming the data are Gaussian distributed. Due to the uncer-

tainties residing in the quenching factors of Na and I, which play an important role in the analysis, we choose two values for each target, namely $Q_{\text{Na}} = 0.40$ and 0.30 for Na, and $Q_{\text{I}} = 0.09$ and 0.06 [49] for I (see e.g. Ref. [50] and references therein). In the analysis we adopt the combinations $Q_{\text{Na}} = 0.30$ with $Q_{\text{I}} = 0.06$, and $Q_{\text{Na}} = 0.40$ with $Q_{\text{I}} = 0.09$.

We also compute an upper limit on the WIMP cross section using the total rate measured by DAMA, employing the data points plotted in Fig. 1 of Ref. [51]. We restrict our analysis to energies above the experimental threshold of 2 keVee. Given the very large number of observed events in each bin, and the resulting small statistical fluctuations, we compute an upper bound on the cross section by requiring that the predicted rate does not exceed the observed rate in any energy bin. This limit is particularly important for exothermic scattering, which reduces the modulation amplitude with respect to the average rate.

To compute the LUX bound, following Ref. [48], we apply the Maximum Gap method [52] to the variable S_1 in the range 2–30 photoelectrons. We choose several numbers of observed events, i.e. 0, 1, 3, 5 and 24 as described in Ref. [48]. In our SHM model the maximum WIMP speed is $v_{\text{max}} = 765$ km/s, thus the maximum recoil energy for a WIMP lighter than 11.5 GeV in an elastic scattering with Xe is ~ 12 keV. Using the approximated recoil energy contours in Fig. 4 of Ref. [1], and dropping all observed events in and above the electron-recoil band (plotted at 1.28σ) in the same figure, only five observed events remain below ~ 12 keV. This means that for elastic scattering, choosing 5 events provides a safe upper limit for WIMP masses $m < 11.5$ GeV. However, if $m > 11.5$ GeV, only using all the 24 events lying outside the electron-recoil band provides a reliable upper limit. For inelastic scattering with $\delta = -50, -30, 50$ and 100 keV, the maximum WIMP masses for which using the 5 events bound is reliable are 8.2, 9.3, 19.2 and 56.2 GeV, respectively. Since our procedure does not depend on the WIMP distribution in the S_1 – $\log_{10}(S_2/S_1)$ plane [1], our Maximum Gap upper limits are conservative and safe to be applied to any WIMP-nucleus interactions.

For the SuperCDMS bounds, we use the data set collected by the seven Ge detectors between October 2012 and June 2013, corresponding to an effective exposure of 577 kg-days. We use the Maximum Gap method with the eleven observed events listed in Table 1 of Ref. [2], which passed the selection criteria introduced by the collaboration to discriminate signal from background events. We do not incorporate the uncertainty in recoil energy in our analysis. For the detector acceptance we take the red curve in Fig. 1 of Ref. [2].

To compute the SIMPLE limits, we consider only the Stage 2 [4], a C_2ClF_5 detector with an exposure of 6.71 kg-day, with one observed event above 8 keV compatible with the expected background of 2.2 events. We use the Feldman-Cousins method [53] to place a 90% CL upper limit of 2.39 signal events for 2.2 expected background events and 1 observed event.

For PICASSO we perform a Maximum Likelihood analysis using the data in Fig. 5 of Ref. [3]. The target material in PICASSO is C_4F_{10} , but the collaboration only considers scattering off F in their analysis [3]; we do the same, noting that the contribution of C for DM spin-dependent interactions with protons is anyway negligible. We construct our Gaussian likelihood using the expected rate above each one of the eight energy thresholds adopted by the collaboration (1.7, 2.9, 4.1, 5.8, 6.9, 16.3, 38.8, and 54.8 keV), and the measured rate with its uncertainty, which are already background subtracted.

For KIMS we perform again a Maximum Likelihood analysis using the data points with their 68% CL intervals from Fig. 4 of Ref. [6], assuming Gaussian distributed data. Because Cs and I have similar atomic masses, their quenching factors are not measured separately [54]. As for DAMA, we perform our analysis of the KIMS data adopting two values for

$Q_I = Q_{Cs}$ in CsI: 0.05 and 0.10 (see Fig. 2 of [54], and Fig. 5 of [55] and references therein).

5 Results assuming the SHM

The plots in Figs. 2–4, 6–8, and 10–13 show 90% CL upper bounds and 68% CL (inner and darker shaded region), 90% CL (outer and lighter shaded region), 3σ (solid contour) and 5σ (dashed contour) allowed regions in the m – σ_p plane. The green shaded regions and green closed contours labeled ‘DAMA₁’ are the allowed regions compatible with the DAMA annual modulation, for quenching factors $Q_{Na} = 0.40$ and $Q_I = 0.09$ in dark green, and $Q_{Na} = 0.30$ and $Q_I = 0.06$ in light green. The lower the quenching factor, the higher is the DM mass needed to fit the data. The low and high WIMP mass regions correspond to the interpretation of the DAMA data as the WIMP scattering mostly off Na and I in the detector, respectively. The upper limit due to the DAMA total rate (black, and labeled ‘DAMA₀ Na’) is shown for scattering off Na assuming $Q_{Na} = 0.40$. 90% CL upper limits from LUX data are shown as various magenta curves. As in Ref. [48] the different dashed styles of the lines indicate different selections of candidate events used in the Maximum Gap analysis: dotted (0 events), double-dot-dashed (1 event), dot-dashed (3 events), dashed (5 events) and solid (24 events) curves. Two purple lines show the 90% CL upper limits from KIMS data with quenching factors $Q_I = Q_{Cs} = 0.10$ (solid) and 0.05 (dashed). 90% CL upper limit from SIMPLE (brown), PICASSO (cyan), and SuperCDMS (dark yellow) are also drawn.

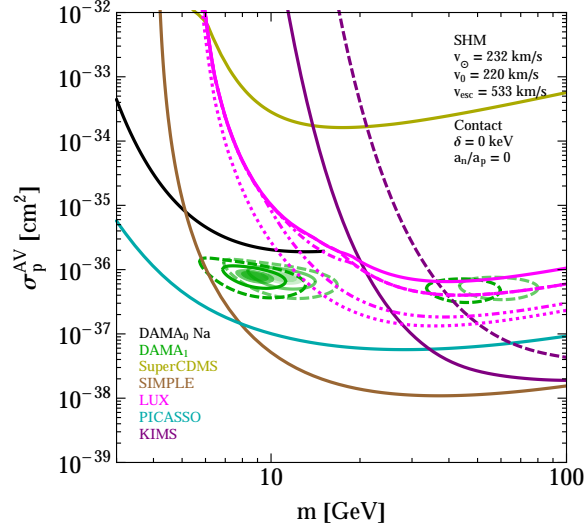


Figure 2. 90% CL bounds and 68% CL, 90% CL, 3σ , and 5σ allowed regions in the WIMP-proton reference cross section σ_p vs WIMP mass plane, assuming the SHM, for elastic proton-only contact AV interactions. The unmodulated DAMA rate limit (black) corresponds to a Na quenching factor of 0.40. Different line styles for the LUX bound correspond, from most to least constraining, to 0, 1, 3, 5 and 24 observed events (see text). The KIMS bound is shown for both $Q_I = Q_{Cs} = 0.10$ (solid line) and 0.05 (dashed line).

5.1 Elastic contact interactions

Fig. 2 shows our results for elastic proton-only contact AV interactions. The most stringent bounds come from two bubble chamber experiments, SIMPLE and PICASSO. Both of these limits exclude all the regions favored by the DAMA modulation signal.

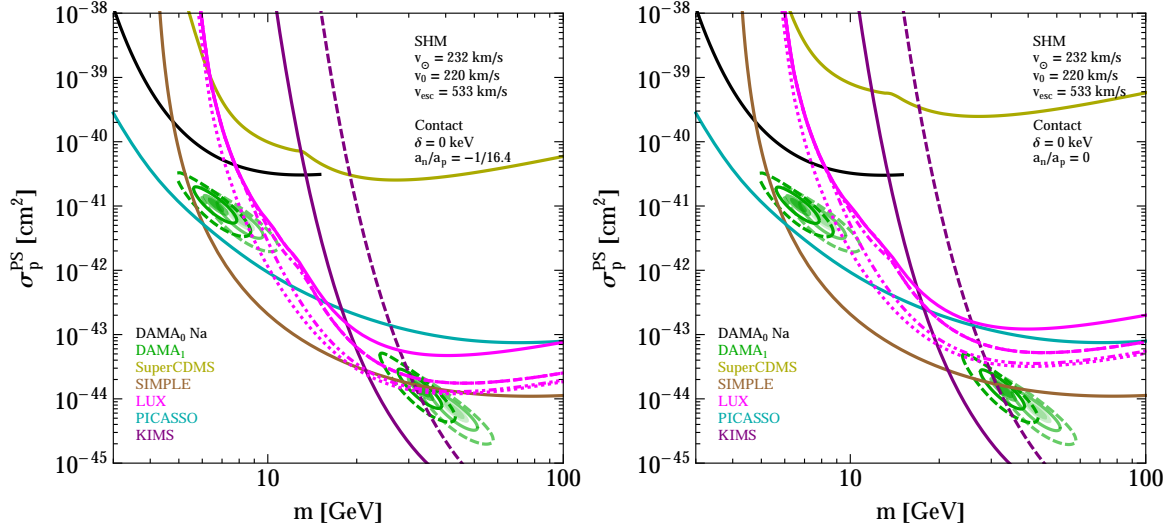


Figure 3. Same as Fig. 2 but for flavor-universal (left) and proton-only (right) PS interactions.

Fig. 3 is the same as Fig. 2, but for PS interactions with flavor-universal coupling $a_n/a_p = -1/16.4$ (left panel), and with proton-only coupling $a_n = 0$ (right panel). As expected, the only limits that change from one case to the other are those of LUX and SuperCDMS, due to their enhanced sensitivity to DM-neutron couplings. The DAMA regions for WIMP scattering off Na are entirely excluded by SIMPLE and PICASSO, and the regions for scattering off I are excluded by KIMS when assuming similar values for the I quenching factor in both experiments. This result is different from what was found in Ref. [28], where some portion of the Na and I DAMA regions are compatible with all null experiments for the PS flavor-universal coupling.

Ref. [28] uses Bayesian statistics to infer 99% credible level exclusion limits, and 90% and 99% credible regions for DAMA, marginalizing over the SHM parameters using Gaussian priors (taking central values for the velocities $\bar{v}_0 = 230$ km/s and $\bar{v}_{\text{esc}} = 544$ km/s, and for the local WIMP density $\bar{\rho} = 0.3$ GeV/cm³, with standard deviations $\Delta v_0 = 24.4$ km/s, $\Delta v_{\text{esc}} = 39$ km/s and $\Delta \rho = 0.13$ GeV/cm³). As a result, regions and limits at a specific point in parameter space do not necessarily correspond to a fixed set of values for the SHM parameters. In our analysis instead we assumed the same set of SHM parameter values across all experimental results. We found that the regions and limits move approximately in the same manner in the parameter space as we vary the DM velocities, and the DAMA regions fail to escape the upper bounds at the 90% CL. This can be seen in Fig. 4 (left panel), which shows the results for elastic PS interactions with flavor-universal coupling where both v_{esc} and v_0 are taken 3σ below their central values in Ref. [28] (however, we keep $v^{\text{ref}} = 220$ km/s to plot σ_p). Our choice for the SHM velocities roughly matches the low mass SIMPLE limit in Fig. 1 of Ref. [28]. The right panel of Fig. 4 shows also the 99% CL upper bounds (dotted lines) for the same set of parameters. In this case, the high mass DAMA region corresponding to a quenching factor of 0.09 escapes the KIMS upper limit for quenching factor 0.05. The Na component of the DAMA region is still rejected by PICASSO at the 99% CL. In Fig. 5 we present our results from the left panels of Figs. 3 and 4 in the same plane as Fig. 1 of Ref. [28], namely in the m - Λ_ϕ plane, where $\Lambda_\phi \equiv m_\phi/\sqrt{g_{\text{DM}}g}$. The allowed DAMA regions shown in Ref. [28] are much larger than the regions we found. We believe that this is due

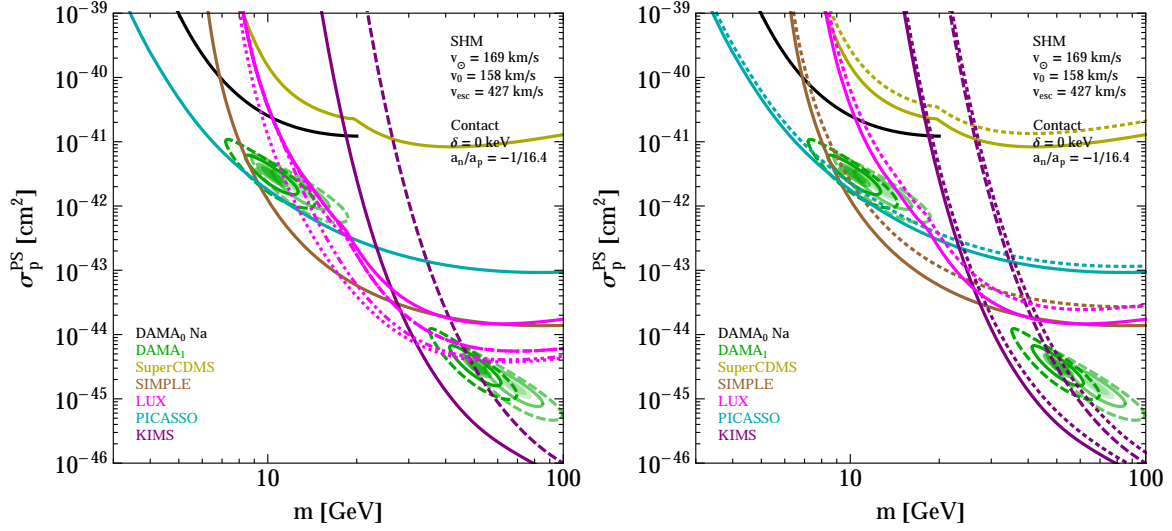


Figure 4. (left) Same as Fig. 3 but for v_0 and v_{esc} taken to be 3σ lower than the central values assumed in Ref. [28]. (right) Same as the left panel, but showing in addition 99% CL upper bounds (dotted lines) (only the LUX upper bound for 24 events is presented here).

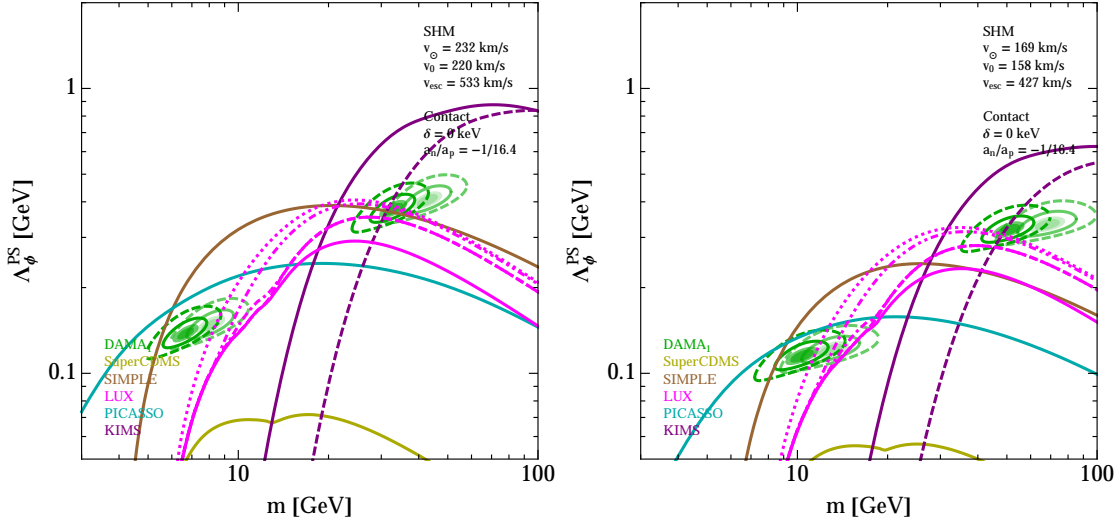


Figure 5. Same as the left panels in Figs. 3 and 4, but plotted in the $\Lambda_\phi \equiv m_\phi/\sqrt{g_{\text{DM}}g}$ vs WIMP mass m plane as in Fig. 1 of Ref. [28].

to their marginalization over the SHM parameters and experimental parameters including quenching factors.

Ref. [31] found for PS interactions that the LUX bound excludes the DAMA region (see Fig. 9 in Ref. [31], where the I region in DAMA is completely excluded by LUX in both the contact and long-range limits). This is in disagreement with our conclusions, possibly because of the different analysis of the LUX data.

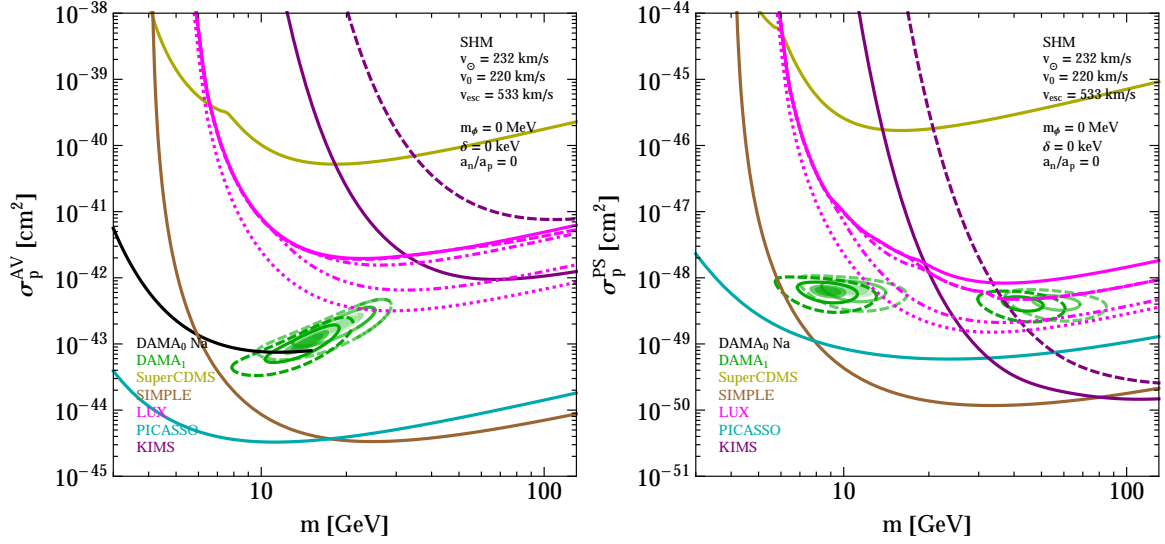


Figure 6. Same as Fig. 2 but for proton-only elastic AV (left) and PS (right) interactions via a massless mediator.

5.2 Elastic long-range interactions

Fig. 6 shows the regions and limits for elastic AV (left panel) and PS (right panel) interactions via a massless mediator. The results are shown in the reference cross section σ_p^{ref} vs DM mass m plane, where $\sigma_p^{\text{ref}} = \sigma_p(m_\phi = m_\phi^{\text{ref}})$ with $m_\phi^{\text{ref}} = 1$ GeV. Note that the results for the contact AV and long-range PS interactions are very similar up to a shift in the vertical direction (compare Fig. 2 and the right panel of Fig. 6). This is expected from the E_R dependence of the differential cross sections given in Eqs. (2.5) and (2.17): disregarding the form factors, the differential cross section for the long-range PS and contact AV interactions is proportional to E_R^0 , for contact PS it is proportional to E_R^2 , and for long-range AV it is proportional to E_R^{-2} . As it can be seen in Fig. 6, considering long-range elastic interactions does not help to bring compatibility between the DAMA regions and the upper limits from the experiments with null results.

5.3 Exothermic contact interactions

Figs. 7 and 8 show the results for exothermic inelastic proton-only AV and PS interactions, respectively, with $\delta = -30$ keV (left panels) and $\delta = -50$ keV (right panels). As $|\delta|$ increases, the DAMA regions move to lower masses, for the following reason.

The lowest reach in DM mass for a direct detection experiment is obtained when $E_R^+(v_{\text{max}}) = E_{\text{th}}$ (see Fig. 1), where the threshold energy E_{th} is the lowest detectable recoil energy. The mass reach can be found by extracting m as a function of δ and v from Eq. (3.7), for $E_R^+(v) = E_{\text{th}}$,

$$\tilde{m}(\delta, v) = \frac{E_{\text{th}} m_T}{v \sqrt{2E_{\text{th}} m_T - E_{\text{th}} - \delta}}, \quad (5.1)$$

and evaluating it at $v = v_{\text{max}}$. The DAMA region will be therefore located at WIMP masses higher than $\tilde{m}(\delta, v_{\text{max}})$, taking Na as the target element. For DAMA, $E_{\text{th}} = 5$ keV for scattering off Na with quenching factor 0.40. The lowest reach of DAMA is the lower green

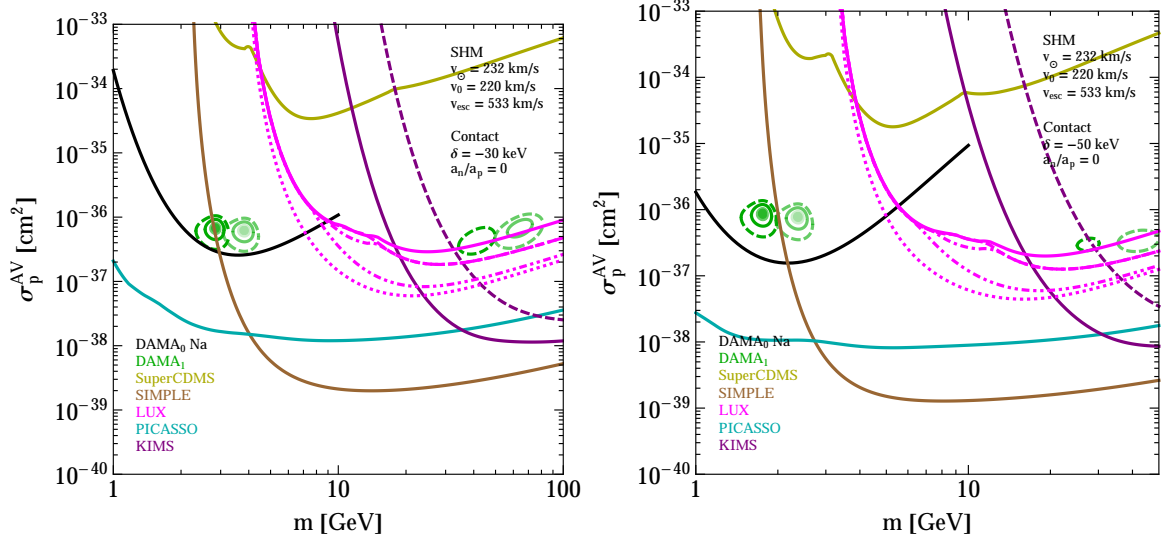


Figure 7. Same as Fig. 2 but for exothermic AV interactions with $\delta = -30$ keV (left) and $\delta = -50$ keV (right).

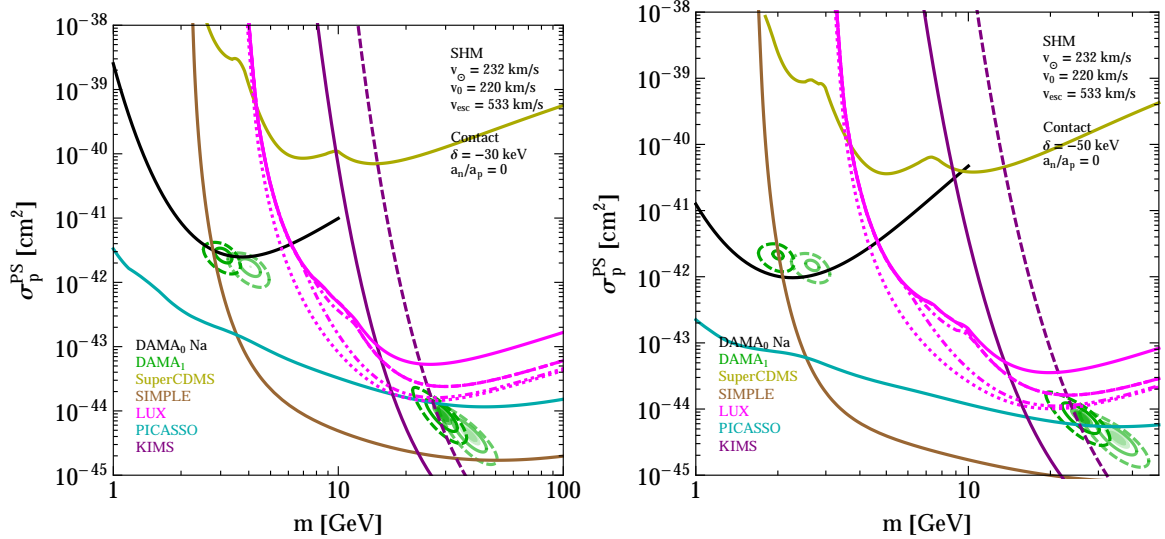


Figure 8. Same as Fig. 7 but for PS interactions.

line plotted in Fig. 9. Also shown in the same figure are the mass reaches of PICASSO and SIMPLE, for which we used $E_{\text{th}} = 1.7$ keV and 8 keV, respectively. We only considered scattering off F in both experiments.

An estimated upper limit on the DM mass for the DAMA region comes from requiring that DM particles with speeds below 200 km/s always scatter below threshold and are therefore undetectable, because otherwise DAMA should have observed a sign change in the modulation amplitude. In other words, scatterings of DM particles slower than 200 km/s would yield a different phase for the modulated signal with respect to that measured by DAMA, and therefore an acceptable fit requires these scatterings to occur below threshold.

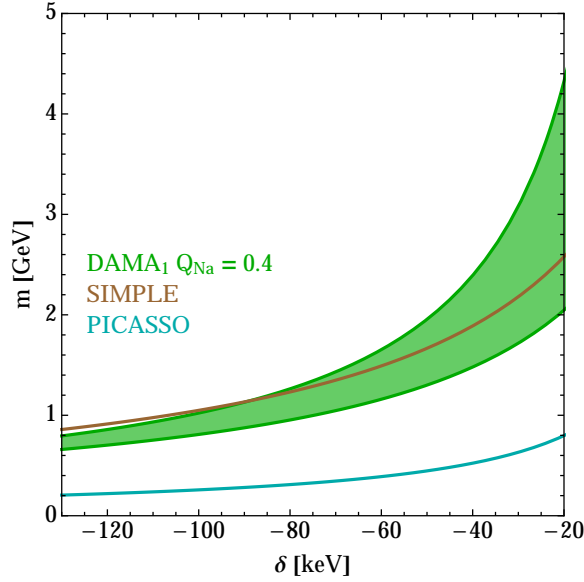


Figure 9. Estimated lowest reach in WIMP mass m for SIMPLE and PICASSO, and estimated mass range in which the Na component of the DAMA region with quenching factor 0.40 is found, as a function of mass splitting δ for exothermic scattering.

Since a fixed nuclear recoil energy can be imparted by heavier DM particles traveling at lower velocities, the condition $v_{\min}(E_{\text{th}}) > 200$ km/s implies an upper limit on the DM mass in DAMA, given by $\tilde{m}(\delta, v = 200 \text{ km/s})$. This upper limit is the higher green line plotted in Fig. 9. The other possible condition to avoid scatterings of DM particles slower than 200 km/s, i.e. having a large enough $E_{\text{R}}^-(v = 200 \text{ km/s})$, would imply a very odd spectrum in DAMA, with more events at higher energy instead of the observed spectrum vanishing at high energy.

Since exothermic scattering decreases the value of v_{\min} for a given recoil energy, the modulation amplitude becomes smaller with respect to the time-average rate. For large enough $|\delta|$ the DAMA modulation signal becomes inconsistent with the DAMA time-average rate. For values of δ lower than about -30 keV (for AV interactions) and -50 keV (for PS interactions), the DAMA total rate limit rules out the modulation signal in Na, as indicated by the black curve excluding the DAMA Na region in the right panels of Figs. 7 and 8.

For the values of δ allowed by the DAMA rate, the limit by PICASSO (and also the SIMPLE limit in most instances) rejects the allowed regions. For each value of δ on the horizontal axis of Fig. 9, the DAMA region spans a mass range enclosed within the green belt, while the SIMPLE and PICASSO lines indicate the mass value where the limits in the m - σ_p plane become vertical. From the plot it becomes clear that exothermic scattering brings compatibility between SIMPLE and DAMA for large enough $|\delta|$, as suggested by Figs. 7 and 8, however the region is rejected by the DAMA average rate measurements. While this is true for $Q_{\text{Na}} = 0.40$, smaller quenching factors move the DAMA region to larger DM masses, thus potentially compromising this compatibility with SIMPLE. In any case, the DAMA region does not escape the PICASSO limit.

5.4 Exothermic long-range interactions

Fig. 10 shows the AV interaction via a massless mediator for $\delta = -30$ keV. Here as well, all the DAMA regions are rejected by the null experiments. We do not plot the results for long-range PS interactions as these are qualitatively similar to those for contact AV interactions, as commented above.

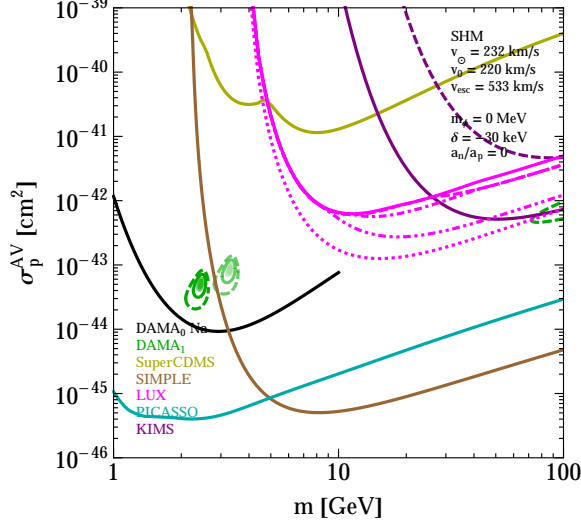


Figure 10. Same as Fig. 7 (left) but for a massless mediator.

5.5 Endothermic contact interactions

Figs. 11 and 12 show the result for the proton-only spin dependent endothermic scattering with AV and PS interactions, respectively, in the contact limit, with $\delta = 50$ keV (left panels) and $\delta = 100$ keV (right panels). As δ increases, scattering off light targets becomes kinematically forbidden since v_δ^T becomes larger than v_{\max} . For $\delta = 100$ keV, the only remaining limits are from KIMS and LUX. We can see that the DAMA region for I scattering moves towards the left compared to the KIMS upper bound as δ increases. For PS interactions with $\delta = 50$ keV, it is only the combination of larger quenching factor $Q_I = 0.09$ for I in DAMA and smaller quenching factor $Q_I = 0.05$ in KIMS that allows the DAMA signal to be compatible with all upper limits. For $\delta = 100$ keV, the I region corresponding to $Q_I = 0.06$ barely escapes the limit with $Q_I = 0.05$ from KIMS, and the situation remains tense for quenching factors 0.09 (DAMA) and 0.10 (KIMS). Raising δ further makes it progressively more difficult to find a region of the DAMA signal that is kinematically allowed. For AV interactions the DAMA regions are even more severely constrained: only the larger quenching factor $Q_I = 0.09$ DAMA region is allowed by the KIMS upper bound with smaller quenching factor $Q_I = 0.05$ for $\delta = 100$ keV.

These results are largely consistent with those of Ref. [20], where the framework of non-relativistic operators introduced in Ref. [32] was generalized to inelastic scattering and a model-independent analysis was performed on a series of effective operators. In Table V of Ref. [20] the AV and PS interactions correspond to fermion operators 15 and 4, respectively. For those interactions, Ref. [20] quotes best fit parameters for DAMA (corresponding to $\delta = 106$ keV for AV and $\delta = 57$ keV for PS) that are consistent with the KIMS data only

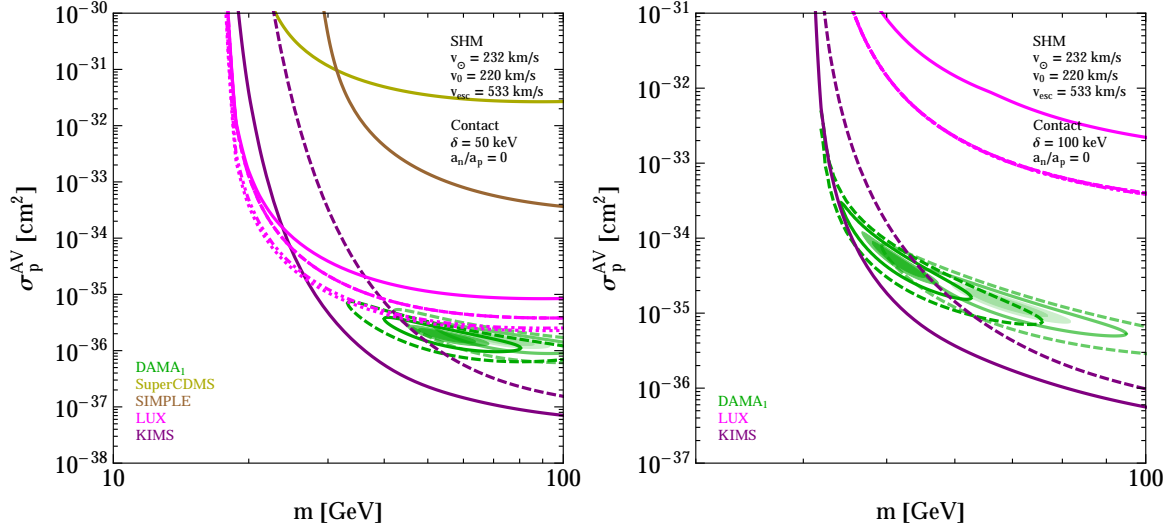


Figure 11. Same as Fig. 2 but for endothermic AV interactions with $\delta = 50$ keV (left) and $\delta = 100$ keV (right).

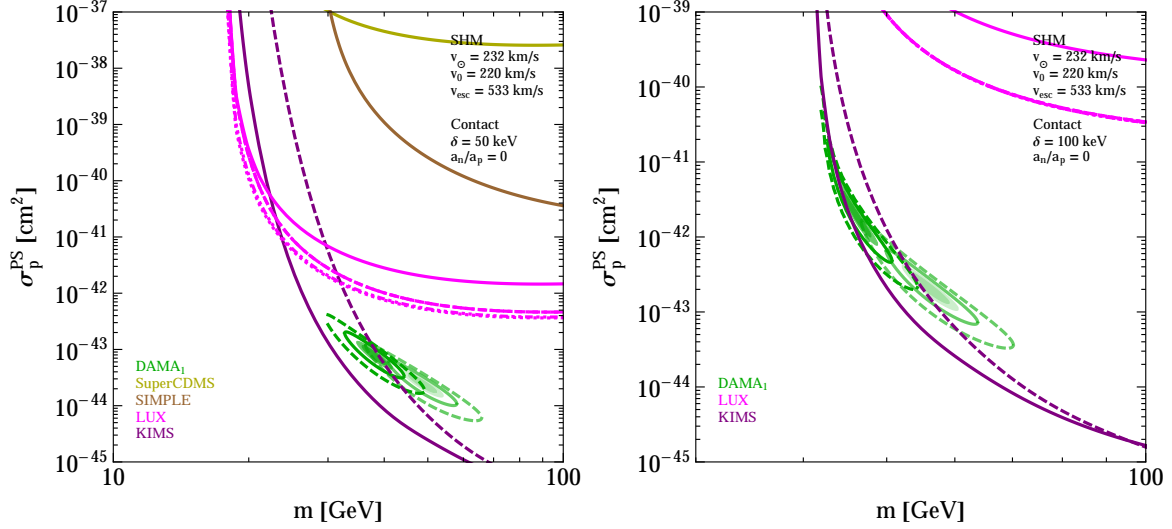


Figure 12. Same as Fig. 11 but for PS interactions.

for DAMA quenching factor 0.09 and KIMS quenching factor 0.05. In Ref. [20], however, scattering off Cs in KIMS was neglected due to the lack of the form factor in Ref. [32]. Since the contribution of Cs to the scattering rate is sizable for interaction with protons, we adopt an approximate form factor for Cs as discussed in Sec. 2.3, resulting in stronger KIMS bounds.

At this point it is important to recall the flavor physics bounds we mentioned in the introduction. Fig. 9 of Ref. [31] shows that the quark couplings needed for PS inelastic

scattering on I to fit the DAMA data with a one-particle exchange process,

$$g g_{\text{DM}} = \begin{cases} \kappa \left(\frac{m_\phi}{100 \text{ MeV}} \right)^2 & \text{for } m_\phi \gg 100 \text{ MeV} \\ \kappa' & \text{for } m_\phi \ll 100 \text{ MeV}, \end{cases} \quad (5.2)$$

where $\kappa \simeq 0.2$ and $\kappa' \simeq 0.1$ for $\delta = 50 \text{ keV}$, and $\kappa \simeq 1.6$ and $\kappa' \simeq 0.7$ for $\delta = 100 \text{ keV}$, is rejected [31] for any reasonable value of g_{DM} (unless $g_{\text{DM}} > 10^5$). Note that the quark coupling used in Ref. [31] is $g/\sqrt{2}$.

5.6 Endothermic long-range interactions

For the AV interaction via a massless mediator shown in Fig. 13, only a very small portion of the I DAMA region with quenching factor 0.09 escapes the KIMS limit with quenching factor 0.05. Therefore, quite different quenching factors are needed for I in DAMA and KIMS to have the DAMA region escape the KIMS limit. Although quenching factors of a given element in different crystals can have different values in general, large differences may be questionable. Again, we do not plot the results for long-range PS interactions since these are qualitatively similar to those for contact AV interactions, as commented above.

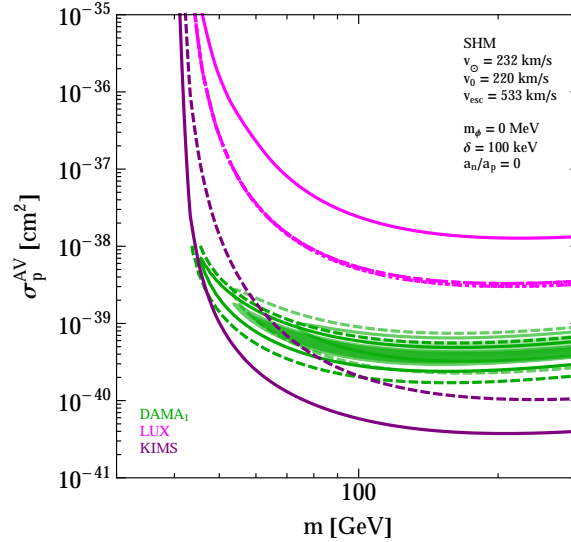


Figure 13. Same as Fig. 11 (right) but for a massless mediator.

6 Halo-independent analysis

So far we have assumed a particular model for the dark halo of our galaxy. It is however possible to compare direct detection data without making any assumption about the local density or velocity distribution of the dark matter particles [13, 22, 48, 56–75] (in particular we follow the analysis of Refs. [13, 48, 56, 57]). This method consists of extracting from the data, instead of just the (reference) WIMP-proton cross section σ_p , the function $\tilde{\eta}$ of v_{\min} defined below in Eq. (6.2) which encloses all the dependence of the rate on the DM velocity distribution. Since this function is experiment-independent, data from different experiments can be directly compared in the v_{\min} – $\tilde{\eta}$ plane.

In order to perform the halo-independent analysis we have to assume a value for the DM mass m , together with all the other interaction parameters such as the mass splitting δ and the neutron to proton coupling ratio a_n/a_p . We study parameter values that seem promising in our SHM analysis to make a DM interpretation of the DAMA data compatible with all other experiments when relaxing the assumption on the dark halo. Taking into account Figs. 3 and 4 we select a WIMP mass below 10 GeV, one close to 30 GeV, and one close to 50 GeV, for WIMPs with PS interactions and elastic scattering. For the couplings we take $a_n = 0$ rather than $a_n/a_p = -1/16.4$; this choice is conservative in the sense that, while results from experiments employing targets with negligible spin-dependent interactions with neutrons like DAMA, SIMPLE, PICASSO, and KIMS are not affected, the bounds from LUX and SuperCDMS are less constraining when the WIMP-neutron coupling is set to 0 (see e.g. Fig. 3). We do not consider inelastic exothermic scattering, as the DAMA regions are badly excluded in all cases studied in the previous section. For inelastic endothermic scattering, looking at Fig. 11 we select $m = 40$ GeV for $\delta = 50$ keV and $m = 52$ GeV for $\delta = 100$ keV, for WIMPs with AV interactions with $a_n = 0$. Analogously, from Fig. 12 we select $m = 38$ GeV for $\delta = 50$ keV and $m = 45$ GeV for $\delta = 100$ keV, for WIMPs with PS interactions with $a_n = 0$. Notice that some of these choices are similar to the best fit parameters of Ref. [20], i.e. $m = 54.3$ GeV and $\delta = 106$ keV for AV interactions and $m = 40.8$ GeV and $\delta = 57$ keV for PS interactions. Finally, from Fig. 13 we select $m = 80$ GeV for $\delta = 100$ keV, for long-range AV interactions with $a_n = 0$.

6.1 More on the direct detection rate

Since the differential cross section $d\sigma_T/dE_R$ for the AV and PS interactions is proportional to $1/v^2$ (see section 2), and thus $v^2 d\sigma_T/dE_R$ is independent of v , we can express Eq. (3.2) as

$$R_{[E'_1, E'_2]}(t) = \sum_T \frac{C_T}{m_T} \int_0^\infty dE_R \tilde{\eta}(v_{\min}(E_R), t) \left(\frac{v^2}{\sigma_p} \frac{d\sigma_T}{dE_R} \right) \int_{E'_1}^{E'_2} dE' \epsilon(E', E_R) G_T(E_R, E') , \quad (6.1)$$

where σ_p is the (reference) total DM-proton scattering cross section and we defined the velocity integral

$$\tilde{\eta}(v_{\min}, t) \equiv \frac{\rho \sigma_p}{m} \int_{v \geq v_{\min}} \frac{f(\vec{v}, t)}{v} d^3v . \quad (6.2)$$

Notice that, while $\tilde{\eta}$ as a function of v_{\min} is independent of the target nuclide, $v_{\min}(E_R)$ is a function of E_R that depends on the target.

By changing the integration variable from E_R to v_{\min} in Eq. (6.1), the event rate can be written in the more compact form

$$R_{[E'_1, E'_2]}(t) = \sum_T \int_{v_\delta^T}^\infty dv_{\min} \tilde{\eta}(v_{\min}, t) \mathcal{R}_{[E'_1, E'_2]}^T(v_{\min}) , \quad (6.3)$$

with $v_\delta^T = \sqrt{2\delta/\mu_T}$. The target-specific response function $\mathcal{R}_{[E'_1, E'_2]}^T(v_{\min})$ is given by

$$\begin{aligned} \mathcal{R}_{[E'_1, E'_2]}^T(v_{\min}) \equiv & \frac{C_T}{m_T} \left[\frac{dE_R^+(v_{\min})}{dv_{\min}} \left(\frac{v^2}{\sigma_p} \frac{d\sigma_T}{dE_R}(E_R^+(v_{\min}), \vec{v}) \right) \int_{E'_1}^{E'_2} dE' \epsilon(E', E_R^+(v_{\min})) G_T(E_R^+(v_{\min}), E') \right. \\ & \left. - \frac{dE_R^-(v_{\min})}{dv_{\min}} \left(\frac{v^2}{\sigma_p} \frac{d\sigma_T}{dE_R}(E_R^-(v_{\min}), \vec{v}) \right) \int_{E'_1}^{E'_2} dE' \epsilon(E', E_R^-(v_{\min})) G_T(E_R^-(v_{\min}), E') \right], \quad (6.4) \end{aligned}$$

with $E_R^\pm(v_{\min})$ given in Eq. (3.7). For elastic scattering ($\delta = 0$), $E_R^- = 0$ and E_R^+ equals

$$E_R(v_{\min}, m_T) = \frac{2\mu_T^2}{m_T} v_{\min}^2, \quad (6.5)$$

so that $\mathcal{R}_{[E'_1, E'_2]}^T(v_{\min})$ reduces to

$$\begin{aligned} \mathcal{R}_{[E'_1, E'_2]}^T(v_{\min}) = & \frac{C_T}{m_T} \frac{4\mu_T^2 v_{\min}}{m_T} \left(\frac{v^2}{\sigma_p} \frac{d\sigma_T}{dE_R}(E_R(v_{\min}, m_T), \vec{v}) \right) \\ & \times \int_{E'_1}^{E'_2} dE' \epsilon(E', E_R(v_{\min}, m_T)) G_T(E_R(v_{\min}, m_T), E'). \quad (6.6) \end{aligned}$$

Due to Earth's rotation around the Sun, the velocity integral (6.2) is modulated in time with a 1 year period:

$$\tilde{\eta}(v_{\min}, t) \simeq \tilde{\eta}^0(v_{\min}) + \tilde{\eta}^1(v_{\min}) \cos\left(\frac{2\pi}{\text{yr}}(t - t_0)\right). \quad (6.7)$$

Since all the time dependence of the rate is contained in $\tilde{\eta}$, we also have that

$$R_{[E'_1, E'_2]}(t) \simeq R_{[E'_1, E'_2]}^0 + R_{[E'_1, E'_2]}^1 \cos\left(\frac{2\pi}{\text{yr}}(t - t_0)\right), \quad (6.8)$$

where t_0 is the time when the rate reaches its maximum value, and $R_{[E'_1, E'_2]}^0$ and $R_{[E'_1, E'_2]}^1$ are the time-average and annual modulation amplitude of the rate, respectively. In general $\tilde{\eta}$ can be expanded in a Fourier series, and here we assume that higher modes are not important. The DAMA collaboration did not find any hints of higher modes in their data [7, 76], thus when considering the DAMA data we adopt Eq. (6.7) with the measured phase $t_0 = \text{June } 2^{\text{nd}}$. All other experiments considered here give an upper bound on a time-averaged signal, thus on $\tilde{\eta}^0$. Given that the annual modulation amplitude cannot be larger than the average rate, $|\tilde{\eta}^1(v_{\min})| \leq \tilde{\eta}^0(v_{\min})$, we can interpret upper bounds on $\tilde{\eta}^0$ from experiments with null results as (conservative) limits on the $\tilde{\eta}^1$ signal measured by DAMA. We do not consider the direct CDMS-II bound on $\tilde{\eta}^1$ [77], since LUX and SuperCDMS set more stringent constraints, see Refs. [13, 24, 48] (notice also that SuperCDMS employs the same target material).

6.2 Data analysis for the halo-independent method

For LUX, SuperCDMS, and SIMPLE we follow the procedure developed and described in Refs. [13, 48, 56, 57]. For PICASSO and KIMS we cannot perform a Maximum Gap analysis

as done for LUX and SuperCDMS because the data are binned. We therefore produce a limit on $\tilde{\eta}^0$ at each v_{\min} value in the following way. We compute the rate (6.3) adopting a step function, $\tilde{\eta}^0(v_{\min}) = \tilde{\eta}^* \theta(v_{\min}^* - v_{\min})$, because it is the function that allows to draw the most conservative bound on the value $\tilde{\eta}^*$ taken by $\tilde{\eta}^0(v_{\min})$ at a specific v_{\min} value v_{\min}^* [59, 61]. For each value of v_{\min}^* we compare this predicted rate in each single energy bin with the 90% CL limit on the rate. Imposing the computed rate not to surpass the limit in any of the bins thus fixes the maximum allowed $\tilde{\eta}^*$ at v_{\min}^* . For KIMS we use the black limit lines in Fig. 4 of Ref. [6], while for PICASSO we translate the upper end of the error bars in Fig. 5 of Ref. [3] into 90% CL upper limits assuming the data are Gaussian distributed and the uncertainty is given at the 1σ level.

The halo-independent analysis of the DAMA annual modulation data presented in Refs. [13, 48, 56, 57] and in Ref. [22] is only applicable when WIMPs can scatter off only one of the target elements, either Na or I. This happens, for instance, if the DM is so light that elastic scattering off I occurs always below threshold, assuming a reasonable maximum speed with respect to Earth, v_{\max} , for WIMPs in the galaxy. It also happens for inelastic endothermic scattering with $v_{\max} < v_{\delta}^{\text{Na}} = \sqrt{2\delta/\mu_{\text{Na}}}$, which makes WIMP scattering off Na kinematically forbidden. Therefore, we can straightforwardly apply the analysis of DAMA data presented in Refs. [13, 22, 48, 56, 57] to the light WIMP with $m \lesssim 10$ GeV scattering elastically and to all considered cases of endothermic scattering. The WIMPs with mass close to 30 GeV and 50 GeV scattering elastically need a special treatment, described in the following.

When both elements, Na and I, are involved in the scattering, the same value of the detected energy E' is mapped onto different v_{\min} values because of the different target masses and quenching factors. In order to extract the value of $\tilde{\eta}$ in a v_{\min} interval from Eq. (6.3), we adapt to the DAMA data the procedure that was developed for CRESST-II in Appendix A.2 of Ref. [61] and in Ref. [64]. We start by choosing the highest energy bin at high enough energy so that the heaviest element (I) does not contribute to the scattering rate in it, because the necessary v_{\min} exceeds the maximum possible speed in the halo. Starting from the highest energy bin we work our way toward the lowest energy bin as depicted in Fig. 14. We compute the v_{\min} range corresponding to the highest E' bin for Na using the relation $\langle E' \rangle = Q_T E_R(v_{\min}, m_T)$ for $T = \text{Na}$ (with $E_R(v_{\min}, m_T)$ given in Eq. (6.5)). From this v_{\min} range we derive the second highest energy bin using again the same relation for $T = \text{I}$. The procedure can then be repeated starting from this new bin, until the lightest energy bin above the experimental threshold is built. Since we only wish to consider bins where a significant signal is observed, we require the lowest energy bin to lie within the 2.0–6.0 keVee interval, where the modulation amplitude measured by DAMA is significantly different from zero.

Notice that the DAMA modulation data span 2.0 to 20.0 keVee with an original bin size of 0.5 keVee. In rebinning the DAMA data we want to merge the original bins, and not split existing bins. Therefore, each new bin needs to have boundaries that are multiples of 0.5 keVee so as to encompass an entire number of original DAMA bins. Notice also that, if E' is the boundary of one of the chosen bins, the corresponding boundary of the next higher energy bin is rE' with $r \equiv Q_{\text{Na}} E_R(v_{\min}, m_{\text{Na}}) / Q_{\text{I}} E_R(v_{\min}, m_{\text{I}}) = Q_{\text{Na}} \mu_{\text{Na}}^2 m_{\text{I}} / Q_{\text{I}} \mu_{\text{I}}^2 m_{\text{Na}}$. Therefore, it is necessary for r to be an integer (or a half-integer) number. For quenching factors that are constant in energy, this can be achieved for particular DM mass values. With $Q_{\text{Na}} = 0.30$ and $Q_{\text{I}} = 0.09$, we choose our DM particle masses to be 30.14 GeV and 47.35 GeV for which $r = 5.0$ and 3.5, respectively.

Choosing $v_{\max} = 800$ km/s, for $m = 30.14$ GeV the bin at highest E' must be completely

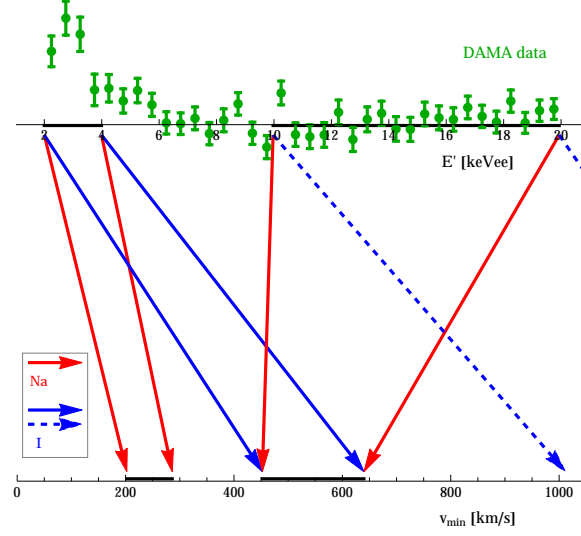


Figure 14. Binning scheme used for $m = 30.14$ GeV and elastic scattering. The red and blue arrows show the correspondence between average detected energies $\langle E' \rangle$, shown on the top axis, and minimum speeds v_{\min} , shown on the bottom axis, for Na and I targets, respectively. The dashed arrows show that WIMPs scattering off I could produce events in the highest energy bin only with $v_{\min} > v_{\max} = 800$ km/s. The DAMA data are overlaid in green.

above $Q_I E_R(v_{\max}, m_I) \simeq 6.3$ keVee for $Q_I = 0.09$. Using $r = 5$ we take two bins, $[2.0, 4.0]$ keVee and $[10.0, 20.0]$ keVee. We choose bins well separated in energy and as large as possible to avoid overlapping and to minimize the effect of the tails of the corresponding response functions. The binning scheme for this candidate is shown in Fig. 14. Our choice of $m = 47.35$ GeV comes from a halo model in Fig. 4 with a low v_{\max} value, close to $v_{\max} = 600$ km/s. Assuming this v_{\max} value, scattering of I is kinematically forbidden for E' energies above $Q_I E_R(v_{\max}, m_I) \simeq 6.97$ keVee for $Q_I = 0.09$. Using $r = 3$ we choose the two bins $[3.0, 6.0]$ keVee and $[10.5, 21.0]$ keVee. Since the highest energy bin surpasses the 2.0–20.0 keVee energy range where the DAMA modulation data is available, for the two additional 0.5 keVee bins in the 20.0 to 21.0 keVee range we assume the same average and mean square error as for the nineteen 0.5 keVee bins in the 10.5–20.0 keVee range.

Once the energy bins to be used in the analysis are established, we extract information on the modulated component of the velocity integral, $\tilde{\eta}^1$, in the following way. For two bins $[E'_1, E'_2]$ and $[E'_3, E'_4]$ (the extension to a larger number of bins is trivial), Eq. (6.3) reads

$$R_{[E'_1, E'_2]}^1 = \int_0^\infty dv_{\min} \tilde{\eta}^1(v_{\min}) \left[\mathcal{R}_{[E'_1, E'_2]}^{\text{Na}}(v_{\min}) + \mathcal{R}_{[E'_1, E'_2]}^{\text{I}}(v_{\min}) \right] \quad (6.9)$$

$$= \mathcal{A}_{[E'_1, E'_2]}^{\text{Na}} \overline{\tilde{\eta}_{[E'_1, E'_2]}^{1, \text{Na}}} + \mathcal{A}_{[E'_1, E'_2]}^{\text{I}} \overline{\tilde{\eta}_{[E'_1, E'_2]}^{1, \text{I}}}(v_{\min})$$

and

$$R_{[E'_3, E'_4]}^1 = \int_0^\infty dv_{\min} \tilde{\eta}^1(v_{\min}) \left[\mathcal{R}_{[E'_3, E'_4]}^{\text{Na}}(v_{\min}) + \mathcal{R}_{[E'_3, E'_4]}^{\text{I}}(v_{\min}) \right] \simeq \mathcal{A}_{[E'_3, E'_4]}^{\text{Na}} \overline{\tilde{\eta}_{[E'_3, E'_4]}^{1, \text{Na}}} \quad (6.10)$$

where scattering off I does not contribute to the rate in the highest energy bin by construction.

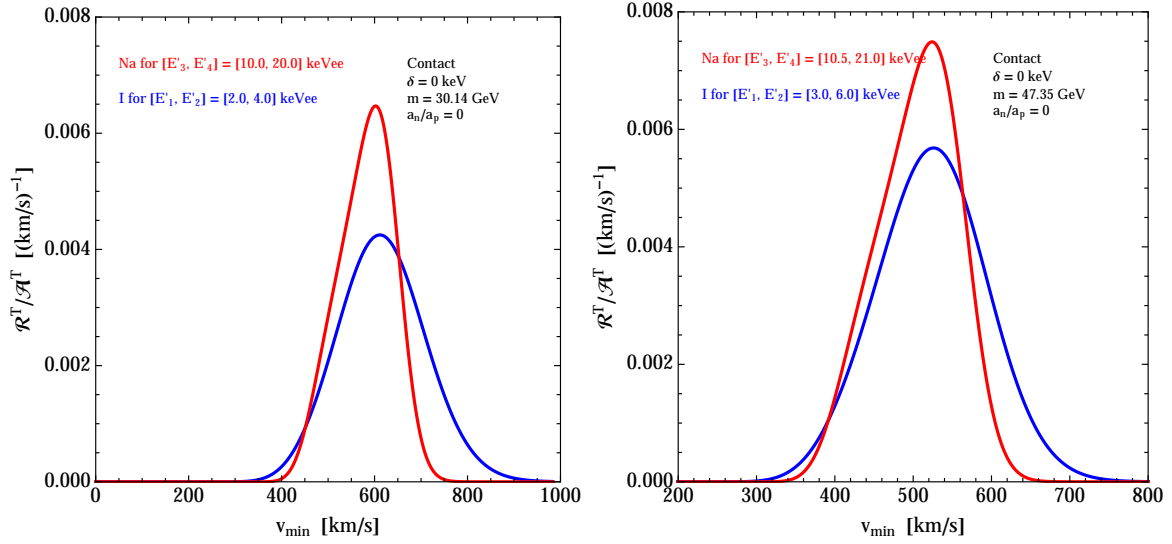


Figure 15. Normalized response functions $\mathcal{R}^T(v_{\min})/\mathcal{A}^T$ for WIMPs with PS interactions and elastic scattering, for DM mass $m = 30.14$ GeV (left) and $m = 47.35$ GeV (right). $\mathcal{R}_{[E'_3, E'_4]}^{\text{Na}}(v_{\min})/\mathcal{A}_{[E'_3, E'_4]}^{\text{Na}}$ is shown in red and $\mathcal{R}_{[E'_1, E'_2]}^{\text{I}}(v_{\min})/\mathcal{A}_{[E'_1, E'_2]}^{\text{I}}$ in blue.

Here we defined the target-specific average of $\tilde{\eta}_{[E'_1, E'_2]}^1$ as

$$\overline{\tilde{\eta}_{[E'_1, E'_2]}^{1, T}} \equiv \frac{\int_0^\infty dv_{\min} \tilde{\eta}(v_{\min}) \mathcal{R}_{[E'_1, E'_2]}^T(v_{\min})}{\mathcal{A}_{[E'_1, E'_2]}^T}, \quad (6.11)$$

with

$$\mathcal{A}_{[E'_1, E'_2]}^T \equiv \int_0^\infty dv_{\min} \mathcal{R}_{[E'_1, E'_2]}^T(v_{\min}), \quad (6.12)$$

and analogous definitions for $[E'_3, E'_4]$. Since the two energy bins are chosen so that scattering off I in $[E'_1, E'_2]$ probes the same v_{\min} range as scattering off Na in $[E'_3, E'_4]$, we expect that

$$\overline{\tilde{\eta}_{[E'_3, E'_4]}^{1, \text{Na}}} \simeq \overline{\tilde{\eta}_{[E'_1, E'_2]}^{1, \text{I}}}, \quad (6.13)$$

and thus that $\mathcal{R}_{[E'_3, E'_4]}^{\text{Na}}(v_{\min})/\mathcal{A}_{[E'_3, E'_4]}^{\text{Na}} \simeq \mathcal{R}_{[E'_1, E'_2]}^{\text{I}}(v_{\min})/\mathcal{A}_{[E'_1, E'_2]}^{\text{I}}$. Fig. 15 shows the comparison between these quantities for WIMPs with PS interactions and elastic scattering, and gives an idea of the extent to which the assumption in Eq. (6.13) is correct. In Fig. 15 we can see that the v_{\min} range associated with a certain detected energy bin through the average relation $\langle E' \rangle = Q_T E_R(v_{\min}, m_T)$ determines only approximately the v_{\min} range in which the corresponding response functions $\mathcal{R}^T(v_{\min})$ are significantly different from zero. The difference between the response functions of Na and I shown in Fig. 15 is due to the width of the energy resolution function, which depends on energy, and the v_{\min} (or alternatively the E_R) dependence of the scattering cross section.

Finally, using Eqs. (6.9), (6.10) and (6.13) we get the system of equations

$$\begin{cases} R_{[E'_1, E'_2]}^1 = \mathcal{A}_{[E'_1, E'_2]}^{\text{Na}} \overline{\tilde{\eta}_{[E'_1, E'_2]}^{1, \text{Na}}} + \mathcal{A}_{[E'_1, E'_2]}^{\text{I}} \overline{\tilde{\eta}_{[E'_1, E'_2]}^{1, \text{I}}}, \\ R_{[E'_3, E'_4]}^1 \simeq \mathcal{A}_{[E'_3, E'_4]}^{\text{Na}} \overline{\tilde{\eta}_{[E'_3, E'_4]}^{1, \text{Na}}} \simeq \mathcal{A}_{[E'_3, E'_4]}^{\text{Na}} \overline{\tilde{\eta}_{[E'_1, E'_2]}^{1, \text{I}}}, \end{cases} \quad (6.14)$$

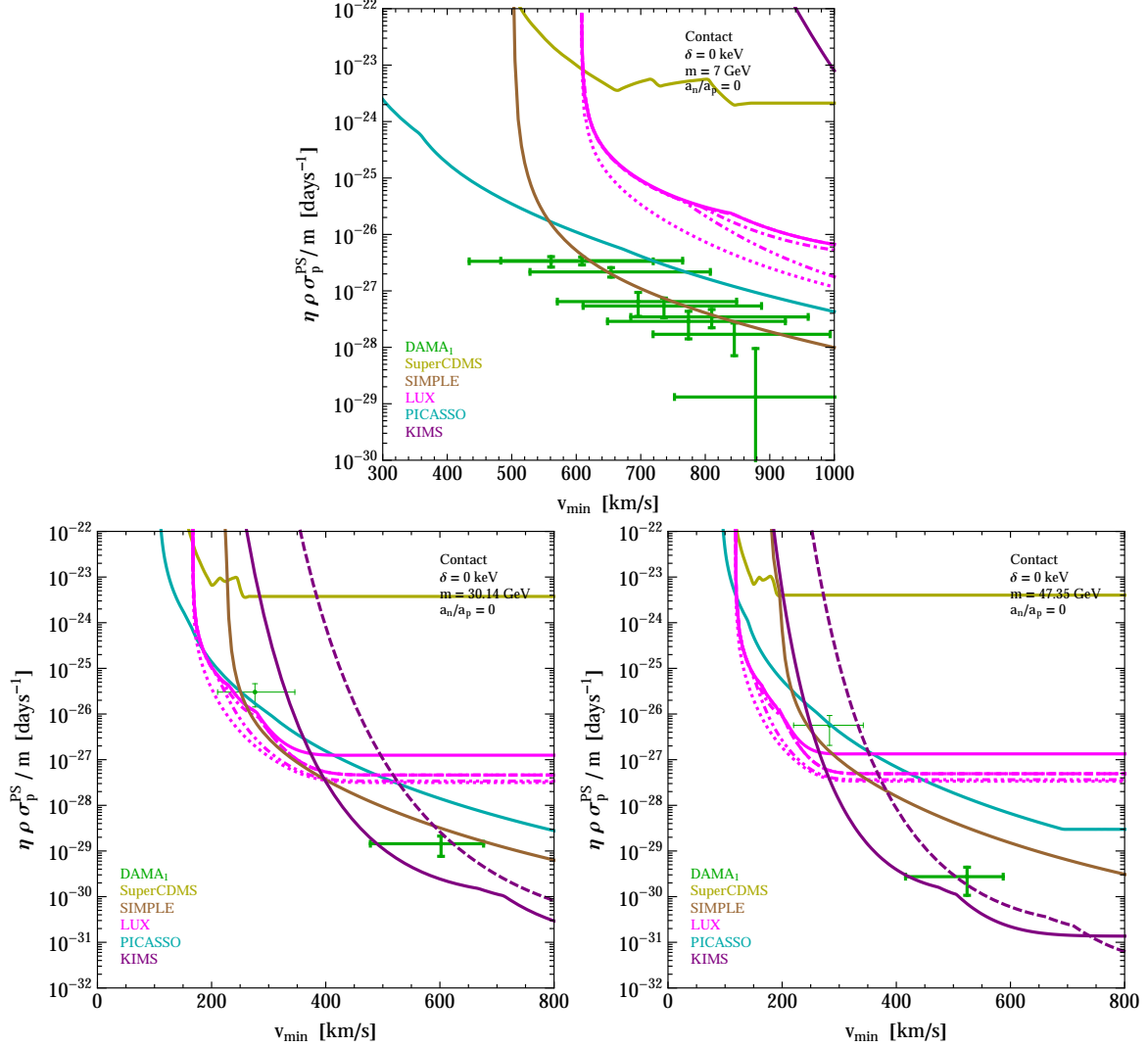


Figure 16. 90% CL upper bounds on $\tilde{\eta}^0(v_{\text{min}})$ from LUX, SuperCDMS, SIMPLE, PICASSO, and KIMS, and measurements of $\tilde{\eta}^1(v_{\text{min}})$ with 68% CL vertical error bars for DAMA with $Q_{\text{Na}} = 0.30$, $Q_{\text{I}} = 0.09$, for a WIMP with mass $m = 7$ GeV (top), $m = 30.14$ GeV (bottom left) and 47.35 GeV (bottom right), contact PS interactions and elastic scattering. Different line styles for the LUX bound correspond, from most constraining to least constraining, to 0, 1, 3, 5 and 24 observed events (see Section 4). The KIMS bound is shown for both $Q_{\text{I}} = Q_{\text{Cs}} = 0.10$ (solid line) and 0.05 (dashed line). The thin DAMA crosses show the absolute value of $\tilde{\eta}^1$ when this is negative.

which can be solved for $\overline{\tilde{\eta}_{[E'_1, E'_2]}^{1, \text{Na}}}$ and $\overline{\tilde{\eta}_{[E'_1, E'_2]}^{1, \text{I}}}$. We compute the 68% CL error on these quantities by propagating the 1σ uncertainty of the DAMA data.

6.3 Results of the halo-independent data comparison

The plots in Figs. 16–19 show 90% CL upper bounds on $\tilde{\eta}^0(v_{\text{min}})$ from LUX, SuperCDMS, SIMPLE, PICASSO, and KIMS with $Q_{\text{I}} = Q_{\text{Cs}} = 0.10$ (solid purple line) and 0.05 (dashed purple line). The DAMA measurements of the annual modulation amplitude $\tilde{\eta}^1(v_{\text{min}})$ are shown as crosses, where the vertical bars show the 68% CL uncertainty and are located at the position of the maximum of the relevant response functions $\mathcal{R}^T(v_{\text{min}})$. The horizontal

bar of each cross indicates the v_{\min} interval where 90% of the integral of $\mathcal{R}^T(v_{\min})$ about the peak is included. When both Na and I contribute to a cross we choose the response function extended over the larger v_{\min} interval, which is $\mathcal{R}^I(v_{\min})$ (see Fig. 15). We assume the most commonly adopted values of the quenching factors, $Q_{\text{Na}} = 0.30$ and $Q_{\text{I}} = 0.09$.

For WIMPs with PS interactions and elastic scattering (see Fig. 16), we selected three masses from the DAMA regions shown in Figs. 3 and 4. We show results for $a_n = 0$, as explained above. Only scattering off Na is kinematically accessible in DAMA for $m = 7$ GeV (top panel of Fig. 16), since $E' > 2$ keVee would require $v_{\min} > 1644$ km/s for I recoils. In this case the limits of PICASSO and SIMPLE cut across the DAMA points (each corresponding to the DAMA bins of width 0.5 keVee from 2.0 to 6.5 keVee), except for the highest energy bin. This shows incompatibility between the DAMA and the PICASSO and SIMPLE data, unless the modulation amplitude $|\tilde{\eta}^1(v_{\min})|$ can be as large as the time-average $\tilde{\eta}^0(v_{\min})$, which is not possible in the whole v_{\min} range.

For the bottom panels of Fig. 16, where $m = 30.14$ GeV and 47.35 GeV, both I and Na contribute (see above). Although these masses were chosen within the DAMA regions in our SHM analysis, the $\tilde{\eta}^1$ crosses shown in the two panels correspond to a halo that significantly differs from the SHM. We obtained negative $\tilde{\eta}^1$ values in the lowest v_{\min} ranges in both cases, both of them above $v_{\min} = 200$ km/s, while in the SHM $\tilde{\eta}^1$ is negative only below the $v_{\min} = 200$ km/s value. The absolute value of the crosses with negative $\tilde{\eta}^1$ values are shown in Fig. 16 with thinner lines than those with positive $\tilde{\eta}^1$ values. In both cases the combination of KIMS, PICASSO, SIMPLE and LUX bounds reject the DAMA crosses, showing strong incompatibility between the DAMA result and the just mentioned limits.

Our results are similar to those of Ref. [74], although the halo-independent analysis done in this reference is different. In Ref. [74] the “minimal” $\tilde{\eta}^1(v_{\min})$ compatible with the 1σ DAMA error bars is identified with the piecewise continuous function touching the lower end of these error bars. Only the four 0.5 keVee experimental bins in the 2.0 to 4.0 keVee energy interval are considered. $\tilde{\eta}^1(v_{\min})$ is set to zero outside the v_{\min} range corresponding to this E' range. This amounts to a choice of very low (m -dependent) v_{\max} . With this choice, the contribution of I can be neglected for $m \lesssim 60$ GeV. Besides, $\tilde{\eta}^0(v_{\min})$ is assumed to be equal to the “minimal” $\tilde{\eta}^1(v_{\min})$ in almost all the considered v_{\min} bins. This implies the dark halo leading to this velocity integral is quite different from the SHM, as we also find. However, while our results seem similar to those of Ref. [74], we partially draw different conclusions. The authors of Ref. [74] conservatively conclude that their choice of $\tilde{\eta}^1$ and $\tilde{\eta}^0$ for DAMA can be compatible with the limits from other experiments for PS interactions with $m = 7$ and $m = 30$ GeV (while being rejected for AV interactions). This is because they allow $\tilde{\eta}^1(v_{\min})$ to be equal to $\tilde{\eta}^0(v_{\min})$ in almost the whole 2.0–4.0 keVee energy range. Assuming instead that $|\tilde{\eta}^1(v_{\min})|$ is much smaller than $\tilde{\eta}^0(v_{\min})$, as it happens in most halo models, the DM interpretation of the DAMA data is in strong tension with the limits.

Fig. 17 shows the result of our halo-independent analysis for WIMPs with AV interactions and inelastic endothermic scattering. The left panel is for $m = 40$ GeV and $\delta = 50$ keV, for which $v_{\delta}^{\text{Na}} = 802.7$ km/s, and the right panel is for $m = 52$ GeV and $\delta = 100$ keV, for which $v_{\delta}^{\text{Na}} = 1135.2$ km/s. Therefore, only scattering off I is kinematically allowed for $v_{\max} = 800$ km/s. The DAMA data seems in disagreement with the KIMS bound for $Q_{\text{I}} = Q_{\text{Cs}} = 0.10$, but not if $Q_{\text{I}} = Q_{\text{Cs}} = 0.05$ in KIMS (however, this last value is much smaller than the $Q_{\text{I}} = 0.09$ taken for DAMA).

Fig. 18 shows the result of our halo-independent analysis for WIMPs with PS interactions and inelastic endothermic scattering, for $m = 38$ GeV and $\delta = 50$ keV in the left

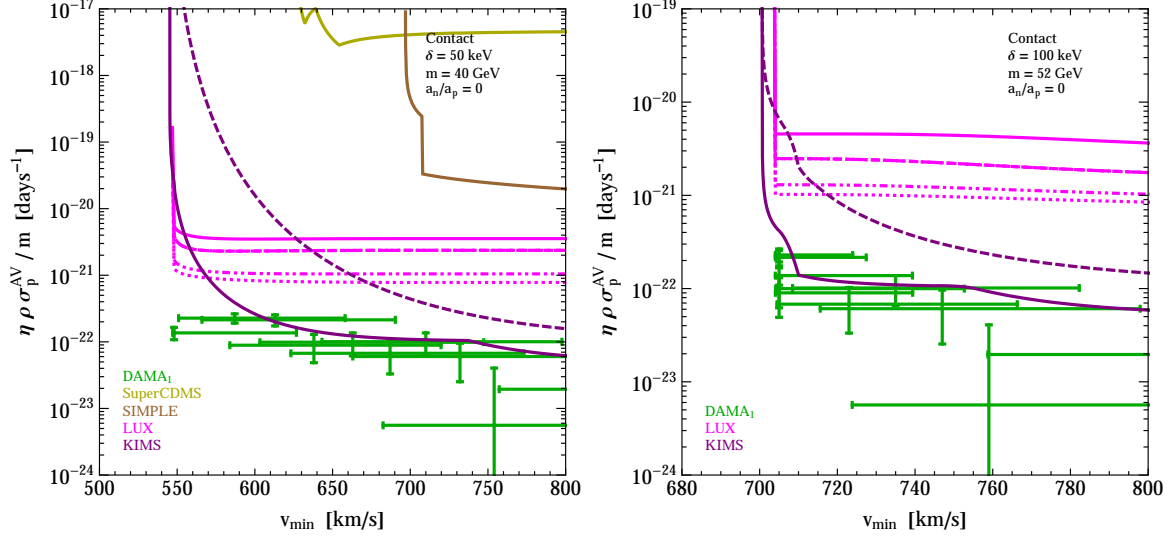


Figure 17. Same as Fig. 16 but for WIMPs with inelastic endothermic contact AV interactions and $m = 58$ GeV, $\delta = 50$ keV (left), and $m = 52$ GeV, $\delta = 100$ keV (right).

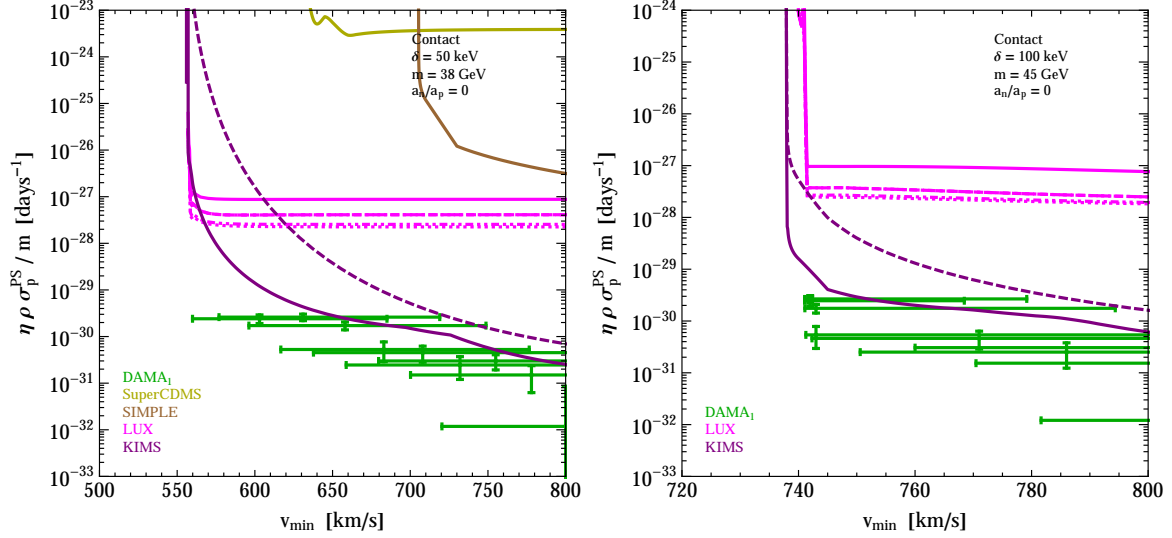


Figure 18. Same as Fig. 17 but for WIMPs with inelastic endothermic contact PS interactions and $m = 38$ GeV, $\delta = 50$ keV (left), and $m = 45$ GeV, $\delta = 100$ keV (right).

panel, resulting in $v_{\delta}^{\text{Na}} = 810.1$ km/s, and $m = 45$ GeV and $\delta = 100$ keV in the right panel, resulting in $v_{\delta}^{\text{Na}} = 1113.0$ km/s. WIMPs scattering off Na are again kinematically forbidden for $v_{\text{max}} = 800$ km/s. The DAMA data are in disagreement with the KIMS bound, unless $Q_I = Q_{\text{Cs}} = 0.05$ and $|\tilde{\eta}^1(v_{\text{min}})| \simeq \tilde{\eta}^0(v_{\text{min}})$.

Fig. 19 shows our results for a WIMP with AV interactions and long-range inelastic endothermic scattering. Here $m = 80$ GeV and $\delta = 100$ keV, thus $v_{\delta}^{\text{Na}} = 1031.5$ km/s. The DAMA data are excluded by our most stringent KIMS ($Q_I = Q_{\text{Cs}} = 0.10$) and LUX bounds, but they remain in strong tension with the null results even when the less stringent KIMS and LUX bounds are considered.

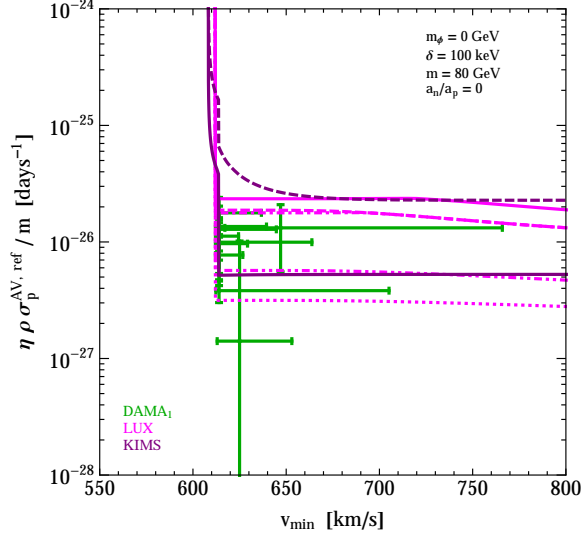


Figure 19. Same as Fig. 17 but for WIMPs with inelastic endothermic AV long-range interactions and $m = 80$ GeV, $\delta = 100$ keV.

7 Conclusions

We investigated the possibility of interpreting the annual modulation signal observed in the DAMA experiment as due to WIMPs with spin-dependent coupling mostly to protons. We considered both an axial-vector (AV) interaction, which is what is usually referred to as ‘spin-dependent interaction’, and a pseudo-scalar (PS) interaction, proposed in Ref. [28] to reconcile DAMA with the null experiments. We also extended our analysis to inelastic scattering, and considered both contact and long-range interactions. Due to the similar E_R dependence of the differential cross sections, we find for the long-range PS interaction the same results as for contact AV interactions, up to a shift in σ_p . We analyzed the data both assuming the Standard Halo Model (SHM) and in a halo-independent manner.

Spin-dependent WIMP couplings mostly to protons effectively weaken the bounds from experiments using Xe and Ge as target elements, whose spin is due mostly to neutrons. However, the bounds from experiments with F and I targets, such as PICASSO, SIMPLE and KIMS, remain relevant since their spin is due mostly to protons.

Assuming the SHM, for elastic scattering (see Figs. 2 to 6) we found that, in all the cases investigated here, the DAMA regions for Na are entirely excluded by SIMPLE and PICASSO, while the regions for I are excluded by KIMS.

For exothermic scattering (see Figs. 7, 8 and 10), the DAMA regions move progressively to smaller WIMP masses with respect to the upper limits as $|\delta|$ increases, because the modulation phase observed by DAMA forces $v_{\text{min}} > 200$ km/s, and this is possible only for progressively lighter WIMPs (see Fig. 9). Thus, exothermic scattering brings compatibility between the DAMA region for Na and the upper bounds from SIMPLE. However, it does not suppress the PICASSO limit which continues to rule out the DAMA region. Furthermore, exothermic scattering reduces the modulation amplitude with respect to the time-average rate. Thus, the upper limit derived from the DAMA average rate measurement rejects the interpretation of the signal as due to scattering off Na for values of $\delta < -30$ keV. The DAMA region for scattering off I is excluded by the SIMPLE and KIMS upper bounds.

For endothermic scattering (see Figs. 11 to 13), only KIMS provides relevant bounds. Scattering in all detectors besides KIMS and LUX becomes kinematically forbidden for large enough δ . We showed results for $\delta = 50$ and 100 keV, because as δ increases further, scattering off I becomes kinematically forbidden as well. For $\delta = 50$ keV, only assuming a larger quenching factor $Q_I = 0.09$ for I in DAMA, and a smaller quenching factor $Q_I = Q_{Cs} = 0.05$ in KIMS, the allowed DAMA region is compatible with all present limits for PS couplings. However, the possibility that the same nuclide has such different quenching factors in different crystals may be questionable. The same holds for contact and long-range AV and long-range PS interactions for $\delta = 100$ keV. For contact PS interactions and $\delta = 100$ keV, a small sleeve of the 90% CL DAMA region for scattering off I escapes the 90% CL KIMS limit with similar Q_I for both experiments. These results are largely consistent with the results of Ref. [20]. However, for PS interactions the DAMA regions are rejected by flavor physics bounds on the PS coupling to quarks [31] (unless g_{DM} can be very large $g_{DM} > 10^5$). In our analysis we assumed that the scattering process can be approximated by one-particle exchange. The inclusion of multi-particle exchange processes may change the form of the WIMP-nucleus scattering cross section, and therefore all bounds shall be reconsidered.

For WIMP mass values within the DAMA regions derived assuming the SHM and close to the upper limits rejecting them, we performed also a halo-independent analysis. This is presented in Fig. 16 for elastic scattering with contact PS interactions and in Figs. 17–19 for inelastic endothermic scattering with contact AV, contact PS, and long-range AV interactions. We again find strong tension between the DAMA data and upper bounds, except for contact AV and PS interactions with inelastic endothermic scattering if Q_I in KIMS is much smaller ($Q_I = 0.05$) than the $Q_I = 0.09$ assumed for DAMA, although this choice of different Q_I values for both experiments may be questionable.

Acknowledgements

The authors were supported in part by the Department of Energy under Award Number DE-SC0009937. This research was also supported in part by the National Science Foundation under Grant No. PHY11-25915 (through the Kavli Institute for Theoretical Physics, KITP, at the University of California, Santa Barbara, where G.G. carried out part of the work).

References

- [1] D. S. Akerib *et al.* [LUX Collaboration], *First results from the LUX dark matter experiment at the Sanford Underground Research Facility*, Phys. Rev. Lett. **112** (2014) 091303 [arXiv:1310.8214 [astro-ph.CO]].
- [2] R. Agnese *et al.* [SuperCDMS Collaboration], *Search for Low-Mass Weakly Interacting Massive Particles with SuperCDMS*, Phys. Rev. Lett. **112** (2014) 24, 241302 [arXiv:1402.7137 [hep-ex]].
- [3] S. Archambault *et al.* [PICASSO Collaboration], *Constraints on Low-Mass WIMP Interactions on ^{19}F from PICASSO*, Phys. Lett. B **711** (2012) 153 [arXiv:1202.1240 [hep-ex]].
- [4] M. Felizardo *et al.*, *Final Analysis and Results of the Phase II SIMPLE Dark Matter Search*, Phys. Rev. Lett. **108** (2012) 201302 [arXiv:1106.3014 [astro-ph.CO]].
- [5] E. Behnke *et al.* [COUPP Collaboration], *First Dark Matter Search Results from a 4-kg CF_3I Bubble Chamber Operated in a Deep Underground Site*, Phys. Rev. D **86** (2012) 5, 052001 [Erratum-ibid. D **90** (2014) 7, 079902] [arXiv:1204.3094 [astro-ph.CO]].

- [6] S. C. Kim *et al.*, *New Limits on Interactions between Weakly Interacting Massive Particles and Nucleons Obtained with CsI(Tl) Crystal Detectors*, Phys. Rev. Lett. **108** (2012) 181301 [arXiv:1204.2646 [astro-ph.CO]].
- [7] R. Bernabei *et al.*, *Final model independent result of DAMA/LIBRA-phase1*, Eur. Phys. J. C **73** (2013) 12, 2648 [arXiv:1308.5109 [astro-ph.GA]].
- [8] C. E. Aalseth *et al.* [CoGeNT Collaboration], *Search for An Annual Modulation in Three Years of CoGeNT Dark Matter Detector Data*, arXiv:1401.3295 [astro-ph.CO].
- [9] C. E. Aalseth *et al.*, *Maximum Likelihood Signal Extraction Method Applied to 3.4 years of CoGeNT Data*, arXiv:1401.6234 [astro-ph.CO].
- [10] R. Agnese *et al.* [CDMS Collaboration], *Silicon Detector Dark Matter Results from the Final Exposure of CDMS II*, Phys. Rev. Lett. **111** (2013) 25, 251301 [arXiv:1304.4279 [hep-ex]].
- [11] G. Angloher *et al.* [CRESST-II Collaboration], *Results on low mass WIMPs using an upgraded CRESST-II detector*, Eur. Phys. J. C **74** (2014) 12, 3184 [arXiv:1407.3146 [astro-ph.CO]].
- [12] G. Angloher *et al.*, *Results from 730 kg days of the CRESST-II Dark Matter Search*, Eur. Phys. J. C **72** (2012) 1971 [arXiv:1109.0702 [astro-ph.CO]].
- [13] E. Del Nobile, G. B. Gelmini, P. Gondolo and J. H. Huh, *Update on the Halo-Independent Comparison of Direct Dark Matter Detection Data*, Phys. Procedia **61** (2015) 45 [arXiv:1405.5582 [hep-ph]].
- [14] D. Tucker-Smith and N. Weiner, *Inelastic dark matter*, Phys. Rev. D **64** (2001) 043502 [hep-ph/0101138].
- [15] D. Tucker-Smith and N. Weiner, *The Status of inelastic dark matter*, Phys. Rev. D **72** (2005) 063509 [hep-ph/0402065].
- [16] S. Chang, G. D. Kribs, D. Tucker-Smith and N. Weiner, *Inelastic Dark Matter in Light of DAMA/LIBRA*, Phys. Rev. D **79** (2009) 043513 [arXiv:0807.2250 [hep-ph]].
- [17] J. March-Russell, C. McCabe and M. McCullough, *Inelastic Dark Matter, Non-Standard Halos and the DAMA/LIBRA Results*, JHEP **0905** (2009) 071 [arXiv:0812.1931 [astro-ph]].
- [18] Y. Cui, D. E. Morrissey, D. Poland and L. Randall, *Candidates for Inelastic Dark Matter*, JHEP **0905** (2009) 076 [arXiv:0901.0557 [hep-ph]].
- [19] S. Chang, N. Weiner and I. Yavin, *Magnetic Inelastic Dark Matter*, Phys. Rev. D **82** (2010) 125011 [arXiv:1007.4200 [hep-ph]].
- [20] G. Barello, S. Chang and C. A. Newby, *A Model Independent Approach to Inelastic Dark Matter Scattering*, Phys. Rev. D **90** (2014) 9, 094027 [arXiv:1409.0536 [hep-ph]].
- [21] P. W. Graham, R. Harnik, S. Rajendran and P. Saraswat, *Exothermic Dark Matter*, Phys. Rev. D **82** (2010) 063512 [arXiv:1004.0937 [hep-ph]].
- [22] G. B. Gelmini, A. Georgescu and J. H. Huh, *Direct detection of light “Ge-phobic” exothermic dark matter,* JCAP **1407**, 028 (2014) [arXiv:1404.7484 [hep-ph]].
- [23] E. Del Nobile, C. Kouvaris, P. Panci, F. Sannino and J. Virkajarvi, *Light Magnetic Dark Matter in Direct Detection Searches*, JCAP **1208** (2012) 010 [arXiv:1203.6652 [hep-ph]].
- [24] E. Del Nobile, G. B. Gelmini, P. Gondolo and J. H. Huh, *Direct detection of Light Anapole and Magnetic Dipole DM*, JCAP **1406** (2014) 002 [arXiv:1401.4508 [hep-ph]].
- [25] P. Ullio, M. Kamionkowski and P. Vogel, *Spin dependent WIMPs in DAMA?*, JHEP **0107** (2001) 044 [hep-ph/0010036].
- [26] J. Kopp, T. Schwetz and J. Zupan, *Global interpretation of direct Dark Matter searches after CDMS-II results*, JCAP **1002** (2010) 014 [arXiv:0912.4264 [hep-ph]].

- [27] B. Batell, M. Pospelov and A. Ritz, *Direct Detection of Multi-component Secluded WIMPs*, Phys. Rev. D **79** (2009) 115019 [arXiv:0903.3396 [hep-ph]].
- [28] C. Arina, E. Del Nobile and P. Panci, *Dark Matter with Pseudoscalar-Mediated Interactions Explains the DAMA Signal and the Galactic Center Excess*, Phys. Rev. Lett. **114** (2015) 011301 [arXiv:1406.5542 [hep-ph]].
- [29] G. Hiller, *B physics signals of the lightest CP odd Higgs in the NMSSM at large tan beta*, Phys. Rev. D **70**, 034018 (2004) [hep-ph/0404220].
- [30] S. Andreas, O. Lebedev, S. Ramos-Sanchez and A. Ringwald, *Constraints on a very light CP-odd Higgs of the NMSSM and other axion-like particles*, JHEP **1008**, 003 (2010) [arXiv:1005.3978 [hep-ph]].
- [31] M. J. Dolan, C. McCabe, F. Kahlhoefer and K. Schmidt-Hoberg, *A taste of dark matter: Flavour constraints on pseudoscalar mediators*, arXiv:1412.5174 [hep-ph].
- [32] A. L. Fitzpatrick, W. Haxton, E. Katz, N. Lubbers and Y. Xu, *The Effective Field Theory of Dark Matter Direct Detection*, JCAP **1302** (2013) 004 [arXiv:1203.3542 [hep-ph]].
- [33] M. Cirelli, E. Del Nobile and P. Panci, *Tools for model-independent bounds in direct dark matter searches*, JCAP **1310** (2013) 019 [arXiv:1307.5955 [hep-ph]].
- [34] C. Boehm, M. J. Dolan, C. McCabe, M. Spannowsky and C. J. Wallace, *Extended gamma-ray emission from Coy Dark Matter*, JCAP **1405** (2014) 009 [arXiv:1401.6458 [hep-ph]].
- [35] M. Freytsis and Z. Ligeti, *On dark matter models with uniquely spin-dependent detection possibilities*, Phys. Rev. D **83** (2011) 115009 [arXiv:1012.5317 [hep-ph]].
- [36] H. Y. Cheng and C. W. Chiang, *Revisiting Scalar and Pseudoscalar Couplings with Nucleons*, JHEP **1207** (2012) 009 [arXiv:1202.1292 [hep-ph]].
- [37] J. Engel, S. Pittel and P. Vogel, *Nuclear physics of dark matter detection*, Int. J. Mod. Phys. E **1** (1992) 1.
- [38] M. T. Ressell, M. B. Aufderheide, S. D. Bloom, K. Griest, G. J. Mathews and D. A. Resler, *Nuclear shell model calculations of neutralino - nucleus cross-sections for Si-29 and Ge-73*, Phys. Rev. D **48** (1993) 5519.
- [39] G. Belanger, F. Boudjema, A. Pukhov and A. Semenov, *Dark matter direct detection rate in a generic model with micrOMEGAs 2.2*, Comput. Phys. Commun. **180** (2009) 747 [arXiv:0803.2360 [hep-ph]].
- [40] F. Iachello, L. M. Krauss and G. Maino, *Spin Dependent Scattering of Weakly Interacting Massive Particles in Heavy Nuclei*, Phys. Lett. B **254** (1991) 220.
- [41] H. S. Lee *et al.* [KIMS Collaboration], *Limits on WIMP-nucleon cross section with CsI(Tl) crystal detectors*, Phys. Rev. Lett. **99** (2007) 091301 [arXiv:0704.0423 [astro-ph]].
- [42] J. Engel and P. Vogel, *Spin dependent cross-sections of weakly interacting massive particles on nuclei*, Phys. Rev. D **40** (1989) 3132.
- [43] E. Aprile *et al.* [XENON100 Collaboration], *Limits on spin-dependent WIMP-nucleon cross sections from 225 live days of XENON100 data*, Phys. Rev. Lett. **111** (2013) 2, 021301 [arXiv:1301.6620 [astro-ph.CO]].
- [44] V. A. Bednyakov and F. Simkovic, *Nuclear spin structure in dark matter search: The Zero momentum transfer limit*, Phys. Part. Nucl. **36** (2005) 131 [Fiz. Elem. Chast. Atom. Yadra **36** (2005) 257] [hep-ph/0406218].
- [45] T. Piffl *et al.*, *The RAVE survey: the Galactic escape speed and the mass of the Milky Way*, Astron. Astrophys. **562** (2014) A91 [arXiv:1309.4293 [astro-ph.GA]].
- [46] R. Schoenrich, J. Binney and W. Dehnen, *Local Kinematics and the Local Standard of Rest*, Mon. Not. Roy. Astron. Soc. **403** (2010) 1829 [arXiv:0912.3693 [astro-ph.GA]].

- [47] D. P. Finkbeiner and N. Weiner, *Exciting Dark Matter and the INTEGRAL/SPI 511 keV signal*, Phys. Rev. D **76** (2007) 083519 [astro-ph/0702587].
- [48] E. Del Nobile, G. B. Gelmini, P. Gondolo and J. H. Huh, *Update on Light WIMP Limits: LUX, lite and Light*, JCAP **1403** (2014) 014 [arXiv:1311.4247 [hep-ph]].
- [49] R. Bernabei, P. Belli, V. Landoni, F. Montecchia, W. Di Nicolantonio, A. Incicchitti, D. Prosperi and C. Bacci *et al.*, *New limits on WIMP search with large-mass low-radioactivity NaI(Tl) set-up at Gran Sasso*, Phys. Lett. B **389** (1996) 757.
- [50] J. I. Collar, *Quenching and channeling of nuclear recoils in NaI(Tl): Implications for dark-matter searches*, Phys. Rev. C **88** (2013) 3, 035806 [arXiv:1302.0796 [physics.ins-det]].
- [51] R. Bernabei *et al.* [DAMA Collaboration], *First results from DAMA/LIBRA and the combined results with DAMA/NaI*, Eur. Phys. J. C **56** (2008) 333 [arXiv:0804.2741 [astro-ph]].
- [52] S. Yellin, *Finding an upper limit in the presence of unknown background*, Phys. Rev. D **66** (2002) 032005 [physics/0203002].
- [53] G. J. Feldman and R. D. Cousins, *A Unified approach to the classical statistical analysis of small signals*, Phys. Rev. D **57** (1998) 3873 [physics/9711021 [physics.data-an]].
- [54] S. K. Kim *et al.*, *Scintillator-based detectors for dark matter searches I*, 2010 New J. Phys. 12 075003.
- [55] J. I. Collar, N. E. Fields, M. Hai, T. W. Hossbach, J. L. Orrell, C. T. Overman, G. Perumpilly and B. Scholz, *Coherent neutrino-nucleus scattering detection with a CsI[Na] scintillator at the SNS spallation source*, Nucl. Instrum. Meth. A **773** (2014) 56 [arXiv:1407.7524 [physics.ins-det]].
- [56] E. Del Nobile, G. B. Gelmini, P. Gondolo and J. H. Huh, *Halo-independent analysis of direct detection data for light WIMPs*, JCAP **1310** (2013) 026 [arXiv:1304.6183 [hep-ph]].
- [57] E. Del Nobile, G. Gelmini, P. Gondolo and J. H. Huh, *Generalized Halo Independent Comparison of Direct Dark Matter Detection Data*, JCAP **1310** (2013) 048 [arXiv:1306.5273 [hep-ph]].
- [58] P. J. Fox, G. D. Kribs and T. M. P. Tait, *Interpreting Dark Matter Direct Detection Independently of the Local Velocity and Density Distribution*, Phys. Rev. D **83** (2011) 034007 [arXiv:1011.1910 [hep-ph]].
- [59] P. J. Fox, J. Liu and N. Weiner, *Integrating Out Astrophysical Uncertainties*, Phys. Rev. D **83** (2011) 103514 [arXiv:1011.1915 [hep-ph]].
- [60] C. McCabe, *DAMA and CoGeNT without astrophysical uncertainties*, Phys. Rev. D **84** (2011) 043525 [arXiv:1107.0741 [hep-ph]].
- [61] M. T. Frandsen, F. Kahlhoefer, C. McCabe, S. Sarkar and K. Schmidt-Hoberg, *Resolving astrophysical uncertainties in dark matter direct detection*, JCAP **1201** (2012) 024 [arXiv:1111.0292 [hep-ph]].
- [62] J. Herrero-Garcia, T. Schwetz and J. Zupan, *On the annual modulation signal in dark matter direct detection*, JCAP **1203** (2012) 005 [arXiv:1112.1627 [hep-ph]].
- [63] J. Herrero-Garcia, T. Schwetz and J. Zupan, *Astrophysics independent bounds on the annual modulation of dark matter signals*, Phys. Rev. Lett. **109** (2012) 141301 [arXiv:1205.0134 [hep-ph]].
- [64] P. Gondolo and G. B. Gelmini, *Halo independent comparison of direct dark matter detection data*, JCAP **1212** (2012) 015 [arXiv:1202.6359 [hep-ph]].
- [65] N. Bozorgnia, J. Herrero-Garcia, T. Schwetz and J. Zupan, *Halo-independent methods for inelastic dark matter scattering*, JCAP **1307** (2013) 049 [arXiv:1305.3575 [hep-ph]].

- [66] M. T. Frandsen, F. Kahlhoefer, C. McCabe, S. Sarkar and K. Schmidt-Hoberg, *The unbearable lightness of being: CDMS versus XENON*, JCAP **1307** (2013) 023 [arXiv:1304.6066 [hep-ph]].
- [67] J. F. Cherry, M. T. Frandsen and I. M. Shoemaker, *Halo Independent Direct Detection of Momentum-Dependent Dark Matter*, JCAP **1410** (2014) 10, 022 [arXiv:1405.1420 [hep-ph]].
- [68] P. J. Fox, Y. Kahn and M. McCullough, *Taking Halo-Independent Dark Matter Methods Out of the Bin*, JCAP **1410** (2014) 10, 076 [arXiv:1403.6830 [hep-ph]].
- [69] S. Scopel and K. Yoon, *A systematic halo-independent analysis of direct detection data within the framework of Inelastic Dark Matter*, JCAP **1408** (2014) 060 [arXiv:1405.0364 [astro-ph.CO]].
- [70] B. Feldstein and F. Kahlhoefer, *A new halo-independent approach to dark matter direct detection analysis*, JCAP **1408** (2014) 065 [arXiv:1403.4606 [hep-ph]].
- [71] B. Feldstein and F. Kahlhoefer, *Quantifying (dis)agreement between direct detection experiments in a halo-independent way*, JCAP **1412** (2014) 12, 052 [arXiv:1409.5446 [hep-ph]].
- [72] J. Herrero-Garcia, *Halo-independent tests of dark matter annual modulation signals*, arXiv:1506.03503 [hep-ph].
- [73] A. J. Anderson, P. J. Fox, Y. Kahn and M. McCullough, *Halo-Independent Direct Detection Analyses Without Mass Assumptions*, arXiv:1504.03333 [hep-ph].
- [74] S. Scopel, J. H. Yoon and K. Yoon, *Generalized spin-dependent WIMP-nucleus interactions and the DAMA modulation effect*, arXiv:1505.01926 [astro-ph.CO].
- [75] F. Ferrer, A. Ibarra and S. Wild, *A novel approach to derive halo-independent limits on dark matter properties*, arXiv:1506.03386 [hep-ph].
- [76] R. Bernabei *et al.*, *Dark Matter investigation by DAMA at Gran Sasso*, Int. J. Mod. Phys. A **28**, 1330022 (2013) [arXiv:1306.1411 [astro-ph.GA]].
- [77] Z. Ahmed *et al.* [CDMS Collaboration], *Search for annual modulation in low-energy CDMS-II data*, arXiv:1203.1309 [astro-ph.CO].