

Spreading Processes over Socio-Technical Networks with Phase-Type Transmissions

Masaki Ogura and Victor M. Preciado

Abstract—Most theoretical tools available for the analysis of spreading processes over networks assume exponentially distributed transmission and recovery times. In practice, the empirical distribution of transmission times for many real spreading processes, such as the spread of web content through the Internet, are far from exponential. In particular, the inter-arrival time of Twitter messages or the propagation time of news stories on a social media site can be explained using lognormal distributions. To bridge this gap between theory and practice, we propose a methodology to model and analyze spreading processes with arbitrary transmission times using phase-type distributions. Phase-type distributions are a family of distributions that is dense in the set of positive-valued distributions and can be used to approximate any given distributions. To illustrate our methodology, we focus on a popular model of spreading over networks: the susceptible-infected-susceptible (SIS) networked model. In the standard version of this model, individuals informed about a piece of information transmit this piece to its neighbors at an exponential rate. In this paper, we extend this model to the case of transmission rates following a phase-type distribution. Using this extended model, we analyze the dynamics of the spread based on a vectorial representations of phase-type distributions. We illustrate our results by analyzing spreading processes over networks with transmission and recovery rates following a Weibull distribution.

I. INTRODUCTION

Understanding and controlling spreading processes over complex networks is an important problem with applications in many relevant fields, including public health [1], [2], malware spreading [3], and information propagation over socio-technical networks [4]. One fundamental result on the analysis of spreading processes over networks is the close connection between the spectral radius of the network and the dynamics of the spread [5]–[10]. Based on this result, the authors in [11]–[14] proposed an optimization framework to find the optimal allocation of resources to control epidemic outbreak in different scenarios.

The vast majority of spreading models over networks assume exponentially distributed transmission and recovery rates. In contrast, empirical observations indicate that most real-world spreading processes do not satisfy this assumption [15]–[17]. For example, the transmission rates of human immunodeficiency viruses present a distribution far from exponential [18]. In the context of socio-technical networks, the inter-arrival time of Twitter messages or the propagation time of news stories on a social media site can be explained using lognormal distributions [4], [19], [20].

There are only a few results available for analyzing spreading processes over networks with non-exponential transmission (and/or recovery) rates. The experimental study in [21] confirmed the dramatic effect that non-exponential rates can have on the speed of spreading. In [22], an analytically solvable (although rather simplistic) model of spreading with non-exponential rates was proposed. An approximate analysis of spreading processes over graphs with general transmission and recovery times was proposed in [23] using asymptotic approximations.

In this paper, we propose an alternative approach to analyze general transmission and recovery rates using phase-type distributions. In contrast with [23], we provide an analysis of general infection and recovery times for phase-type distributions without relying on asymptotic approximations (see, e.g., [24]). The class of phase-type distributions is dense in the space of positive-valued distributions [25], hence, we can theoretically analyze arbitrary transmission and recovery rates. Furthermore, there are efficient algorithms to compute the parameters of a phase-type distributions to approximate any given distribution [24]. To validate our approach, we verify that the approximations in [23] are valid under certain irreducibility assumptions. The key tool used in our derivations is a vectorial representations proposed in [26], which we use to represent phase-type distributions.

The paper is organized as follows. In Section II, we state the spreading model under consideration. In Section III, we analyze this model when the recovery times follow a phase-type distribution, while the transmission times follow an exponential distribution. Section IV is devoted to the dual case when the transmission times follow a phase-type distribution, while the recovery times follow an exponential distribution.

A. Mathematical Preliminaries

An undirected graph is a pair $\mathcal{G} = (\mathcal{V}, \mathcal{E})$, where $\mathcal{V} = \{1, \dots, n\}$ is the set of nodes, and \mathcal{E} is the set of edges, consisting of distinct and unordered pairs $\{i, j\}$ for $i, j \in \mathcal{V}$. We say that i is a neighbor of j (or that i and j are adjacent) if $\{i, j\} \in \mathcal{E}$. The adjacency matrix $A \in \mathbb{R}^{n \times n}$ of \mathcal{G} is defined as the $\{0, 1\}$ -matrix whose (i, j) entry is one if i and j are adjacent, 0 otherwise. Finally, the expectation of a random variable is denoted by $E[\cdot]$.

We let I and O denote the identity and zero matrices with appropriate dimensions. Let e_i^p denote the i th standard unit vector in \mathbb{R}^p and define $E_{ij}^p = e_i^p (e_j^p)^\top$. By $\mathbb{1}_p$ we denote the p -vector whose entries are all one. We omit the dimension p when it is obvious from the context. A real matrix A , or a

The authors are with the Department of Electrical and Systems Engineering, University of Pennsylvania, Philadelphia, PA 19014, USA. Email: {ogura,preciado}@seas.upenn.edu

vector as its special case, is said to be nonnegative (positive), denoted by $A \geq 0$ ($A > 0$, respectively), if A is nonnegative (positive, respectively) entry-wise. The notations $A \leq 0$ and $A < 0$ are understood in the obvious manner. We denote the Kronecker product of matrices A and B by $A \otimes B$. Let A be a square matrix. The maximum real part of the eigenvalues of A is denoted by $\eta(A)$. We say that A is Hurwitz stable if $\eta(A) < 0$. Also, we say that A is Metzler if the off-diagonal entries of A are all non-negative. Finally, A is said to be irreducible if no similarity transformation by a permutation matrix makes A into block upper triangular matrix.

Below we state some basic lemmas about Metzler matrices. The first lemma about the Hurwitz stability of Metzler matrices is standard and thus its proof is omitted.

Lemma 1.1 ([27]): For a Metzler matrix A , the following conditions are equivalent.

- 1) A is Hurwitz stable.
- 2) There exists a positive vector v such that $Av < 0$.
- 3) A is nonsingular and $A^{-1} \leq 0$.

The next lemma characterizes the marginal case when $\eta(A) = 0$.

Lemma 1.2: Let A be an irreducible Metzler matrix. Then $\eta(A) = 0$ if and only if A has a positive null vector.

Proof: In the proof we denote the spectral radius of a matrix by $\rho(\cdot)$. Notice that, since A is Metzler, there exists $c \geq 0$ such that $B = A + cI$ is positive and $\eta(B) = \rho(B)$. First assume that $\eta(A) = 0$. Then the positive and irreducible matrix B satisfies $\rho(B) = c$. Therefore, by the Perron-Frobenius theorem (see, e.g., [28]), there exists a positive vector v such that $Bv = cv$, which implies $Av = 0$. Hence v is a positive null vector of A . The other direction can be proved in a similar way and hence it is omitted. ■

Finally we state the following lemma.

Lemma 1.3: Let $A, B \in \mathbb{R}^{n \times n}$. If A is irreducible and Metzler and also $B \neq 0$ is non-negative, then $\eta(A) < \eta(A + B)$.

Proof: The inequality holds true if A is non-negative by [28, Theorem 4.6]. If A is not non-negative, we consider instead $A + cI$ where $c \geq 0$ is a scalar such that $A + cI$ is nonnegative and also $\eta(A + cI) = \rho(A + cI)$. The details of the proof are omitted. ■

II. SIS MODEL WITH PHASE-TYPE TRANSMISSION AND RECOVERY TIMES

In this paper, we investigate a popular model of spreading over networks called the susceptible-infected-susceptible (SIS) model. We provide a definition of this model as a family of continuous-time stochastic process below:

Definition 2.1: Let \mathcal{G} be an undirected graph with n nodes. We say that a stochastic process $\{z_i(t)\}_{t \geq 0}$ ($i = 1, \dots, n$) taking values in the set $\{\text{susceptible}, \text{infected}\}$ is a *susceptible-infected-susceptible (SIS) model over \mathcal{G}* if the process satisfies the following conditions:

- D1) For all $t \geq 0$ and $i \in \{1, \dots, n\}$, there exists a random number $R^{(i)}(t) > 0$ such that, once z_i becomes infected at time t , it remains infected during the time interval $[t, t + R^{(i)}(t)]$ and becomes susceptible at time $t + R^{(i)}(t)$. We call $R^{(i)}(t)$ a *recovery time*.

- D2) For all t and i , there exists a renewal process $0 = T_0^{(i)}(t) < T_1^{(i)}(t) < \dots$ such that, for every neighbor j of i and $k \geq 1$, if $T_k^{(i)}(t) < R^{(i)}(t)$, then z_j becomes infected at the time $t + T_k^{(i)}(t)$. We call the numbers $T_k^{(i)}(t)$ ($k \geq 1$) *transmission times*.

- D3) There exists a subset $\Lambda \subset \{1, \dots, n\}$ such that $z_i(0)$ is infected if $i \in \Lambda$ and $z_i(0)$ is susceptible otherwise. We regard that these initially infected nodes become infected at the time 0, i.e., a node $i \in \Lambda$ has the recovery time $R^{(i)}(0)$ and the transmission times $T_k^{(i)}(0)$.

We say that the SIS model presents an *infection-free steady state* if the probabilities $p_i(t) = \Pr(i \text{ is infected at time } t)$ converge to zero as $t \rightarrow \infty$ for every i .

Remark 2.2: For simplicity in our presentation, we often simply say that i is infected (or susceptible) at time t when $z_i(t) = \text{infected}$ (susceptible, respectively).

Throughout the paper we assume that all the recovery times and transmission times are independent to each other and, moreover, depend neither on t nor i . Therefore, we hereafter omit t and i and write $R^{(i)}(t)$ and $T_k^{(i)}(t)$ as R and T_k when no confusion arises.

In [23], the following two criteria for an SIS model to present an infection-free steady state were derived based on an asymptotic argument:

Claim 2.3: Assume that the inter-renewal times of T follow an exponential distribution with mean $1/\beta$. If

$$\eta(A) < 1/(\beta E[R]), \quad (1)$$

then the SIS model presents an infection-free steady state.

Claim 2.4: Assume that R follows an exponential distribution with mean $1/\delta$. Let f denote the Laplace transform of the probability density function of the inter-renewal times of T . If

$$\eta(A) < (1 - f(\delta))/f(\delta), \quad (2)$$

then the SIS model presents an infection-free steady state.

One of the primary purposes of this paper is to give justifications for the above claims, without asymptotic approximations, under the assumption that either transmission or recovery times follow a phase-type distribution. We first introduce the family of phase-type distributions below [24]. Consider a time-homogeneous Markov process in continuous-time with $p + 1$ ($p \geq 1$) states such that the states $1, \dots, p$ are transient and the state $p + 1$ is absorbing. The infinitesimal generator of the process is then necessarily of the form

$$\begin{bmatrix} S & v \\ 0 & 0 \end{bmatrix}, \quad v = -S\mathbf{1}, \quad (3)$$

where $S \in \mathbb{R}^{p \times p}$ is an invertible Metzler matrix with non-positive row-sums. Let $\begin{bmatrix} \phi \\ 0 \end{bmatrix} \in \mathbb{R}^{p+1}$ ($\phi \in \mathbb{R}^p$) denote the initial distribution of the Markov process. Then, the time to absorption into the state $p + 1$, denoted by (ϕ, S) , is called a *phase-type distribution*. It is known that the set of phase-type distributions is dense in the set of positive valued distributions [25]. Moreover, there are efficient fitting

algorithms to approximate a given arbitrary distribution by a phase-type distribution [24].

In order to analyze Claims 2.3 and 2.4 using phase-type distributions, we shall consider the following two assumptions:

Assumption 2.5: R follows a phase-type distribution (ϕ, S) and the inter-renewal times of T follow an exponential distribution with mean $1/\beta$.

Assumption 2.6: The inter-renewal times of T follow a phase-type distribution (ϕ, S) and R follows an exponential distribution with mean $1/\delta$.

A. Vector Representations of Phase-type Distributions

Vector representations of phase-type distributions play a crucial role in our analysis of SIS models. In order to introduce these representations, we first recall a vector representation of time-homogeneous Markov processes introduced in [26]:

Lemma 2.7 ([26, Section II]): Let Q be the infinitesimal generator of a time-homogeneous Markov process taking its values in $\{1, \dots, p\}$. For distinct i and j let N_{Qij} denote the Poisson counter of rate q_{ij} . Consider the stochastic differential equation $dx = \sum_{\ell, m=1}^p (E_{m\ell} - E_{\ell\ell}) x dN_{S_{\ell m}} + \sum_{\ell=1}^p (\epsilon_\phi e_\ell^\top - E_{\ell\ell}) x dN_{v_\ell}$ with the initial state $x(0)$ being a standard unit vector in \mathbb{R}^p with probability one. Then x is the time-homogeneous Markov process with the infinitesimal generator Q and the state space $\{e_1, \dots, e_p\} \subset \mathbb{R}^p$.

Using this lemma, we now provide a vector representation of phase-type distributions, as follows:

Lemma 2.8: Let (ϕ, S) be a phase-type distribution. Let e_ϕ denote the probability distribution on the standard unit vectors in \mathbb{R}^p given by $\Pr(e_\phi = e_i) = \phi_i$ for $i = 1, \dots, p$. Consider the stochastic differential equation

$$dx = \sum_{\ell, m=1}^p (E_{m\ell} - E_{\ell\ell}) x dN_{S_{\ell m}} - \sum_{\ell=1}^p E_{\ell\ell} x dN_{v_\ell} \quad (4)$$

with the initial condition $x(0) \sim e_\phi$. Then, the random variable

$$\begin{aligned} R &= \inf\{t > 0 : x(t) = 0\} \\ &= \inf\{t > 0 : x(t) = e_\ell \text{ and } N_{v_\ell} \text{ jumps} \\ &\quad \text{at the time } t \text{ for some } \ell\} \end{aligned} \quad (5)$$

follows (ϕ, S) .

Proof: The second identity in (5) can be checked from the differential equation (4). Let us show the first identity. By Lemma 2.7, the stochastic differential equation

$$dx = \sum_{\ell, m=1}^p (E_{m\ell}^{p+1} - E_{\ell\ell}^{p+1}) x dN_{S_{\ell m}} + \sum_{\ell=1}^p (E_{p+1, \ell}^{p+1} - E_{\ell\ell}^{p+1}) x dN_{v_\ell}$$

represents a time-homogeneous Markov process with state space $\{e_1, \dots, e_{p+1}\} \subset \mathbb{R}^{p+1}$ and the infinitesimal generator in (3). Therefore, identifying e_{p+1} , the absorbing state, with the zero vector, we can see that the equation

$$dx = \sum_{\ell, m=1}^p (E_{m\ell}^{p+1} - E_{\ell\ell}^{p+1}) x dN_{S_{\ell m}} + \sum_{\ell=1}^p (-E_{\ell\ell}^{p+1}) x dN_{v_\ell} \quad (6)$$

represents a time-homogeneous Markov process with state space $\{e_1, \dots, e_p, 0\} \subset \mathbb{R}^{p+1}$ and the infinitesimal generator in (3). Since in (6) the $(p+1)$ th element of the variable x plays no role, the equation (6) is equivalent to the stochastic differential equation (4) with the state space \mathbb{R}^p . Thus, (4) gives the time-homogeneous Markov process with the infinitesimal generator (3) and the state space $\{e_1, \dots, e_p, 0\} \subset \mathbb{R}^p$, where $0 \in \mathbb{R}^p$ is the absorbing state. Since $x(0)$ follows e_ϕ , by the definition of phase-type distributions as the exit time, the random variable R follows (ϕ, S) . ■

Based on the above proved lemma, we can further give a vector representation of renewal processes whose inter-renewal times have a phase-type distribution.

Lemma 2.9: Let (ϕ, S) be a phase-type distribution. Let ϵ_ϕ be the stochastic process that follows e_ϕ at every time $t \geq 0$ independently. Consider the stochastic differential equation

$$dx = \sum_{\ell, m=1}^p (E_{m\ell} - E_{\ell\ell}) x dN_{S_{\ell m}} + \sum_{\ell=1}^p (\epsilon_\phi e_\ell^\top - E_{\ell\ell}) x dN_{v_\ell} \quad (7)$$

with the initial condition $x(0) \sim e_\phi$. Define $T_0 = 0$ and let $0 < T_1 < T_2 < \dots$ be the times at which $x_\ell = 1$ and the counter N_{v_ℓ} jumps for some ℓ . Then, the stochastic process $T = \{T_k\}_{k=0}^\infty$ is the renewal process whose inter-renewal times follow (ϕ, S) .

Proof: Let us first show $T_1 \sim (\phi, S)$. By the definition of T_1 , on the interval $[0, T_1)$, the stochastic differential equation (7) is equivalent to (4). In this equivalent equation, the random variables T_1 and R are equal by their definitions and, furthermore, R follows (ϕ, S) by Lemma 2.8. Therefore T_1 follows (ϕ, S) .

At time T_1 , the differential equation (7) reads $dx = \epsilon_\phi - x$. This means that $x(T_1)$ follows e_ϕ . Therefore, by using the memoryless property of Poisson counters as well as the process ϵ_ϕ , we can show that $T_2 - T_1$ follows (ϕ, S) . In this way, an inductive argument proves that T is a renewal process with its inter-renewal times following (ϕ, S) . ■

III. EXPONENTIAL TRANSMISSION TIMES

In this section we analyze SIS models under Assumption 2.5 and give sufficient conditions to achieve an infection-free steady state. We notice that, under this assumption, D2 is equivalent to the following condition:

D2') Whenever i and j are adjacent, i is susceptible, and j is infected, the node i becomes infected with an instantaneous rate of β .

The next proposition gives a vector representation of the SIS model under consideration. Throughout the paper, for each $1 \leq i \leq n$ and a real number $\lambda > 0$, we let $N_\lambda^{(i)}$ denote the Poisson counter with rate λ . We assume that all the Poisson counters are independent to each other.

Proposition 3.1: Let $x^{(i)}$ ($i = 1, \dots, n$) be the solutions of

the stochastic differential equation:

$$dx^{(i)} = \sum_{\ell,m=1}^p (E_{m\ell} - E_{\ell\ell})x^{(i)} dN_{S_{\ell m}}^{(i)} - \sum_{\ell=1}^p E_{\ell\ell}x^{(i)} dN_{V_\ell}^{(i)} + \varepsilon_\phi(1 - \mathbb{1}^\top x^{(i)}) \sum_{j=1}^n a_{ij} \mathbb{1}^\top x^{(j)} dN_\beta^{(j)} \quad (8)$$

with initial conditions:

$$\begin{aligned} x^{(i)}(0) &\sim e_\phi, \quad i \in \Lambda, \\ x^{(i)}(0) &= 0, \quad \text{otherwise.} \end{aligned} \quad (9)$$

Define the stochastic processes z_i ($i = 1, \dots, n$) by

$$z_i(t) = \begin{cases} \text{infected,} & \mathbb{1}^\top x^{(i)}(t) = 1, \\ \text{susceptible,} & \mathbb{1}^\top x^{(i)}(t) = 0. \end{cases} \quad (10)$$

Then, the processes z_i are a SIS model satisfying Assumption 2.5.

Proof: Let $t_0 \geq 0$ and i be arbitrary. First assume that i is susceptible at the time t_0 , i.e., $\mathbb{1}^\top x^{(i)}(t_0) = 0$. Then, from equation (8), we see that $x^{(i)}(t) = 0$ at least until any of the counters $N_\beta^{(j)}$ jumps for some j such that $a_{ij} = 1$. Until that time instant, the differential equation (8) reads

$$dx^{(i)} = \varepsilon_\phi \sum_{j=1}^n a_{ij} \mathbb{1}^\top x^{(j)} dN_\beta^{(j)}. \quad (11)$$

To this inequality we multiply $\mathbb{1}^\top$ from the left and obtain $d(\mathbb{1}^\top x^{(i)}) = \sum_{j=1}^n a_{ij} \mathbb{1}^\top x^{(j)} dN_\beta^{(j)}$ because $\varepsilon_\phi \sim e_\phi$ and e_ϕ is one of the standard unit vectors with probability one. Therefore, if $a_{ij} = 1$ and $\mathbb{1}^\top x^{(j)} = 1$, then the quantity $\mathbb{1}^\top x^{(i)}$ becomes one whenever $N_\beta^{(j)}$ jumps. In other words, whenever i is susceptible, j is adjacent to i , and j is infected, the node i becomes infected with the constant rate of β . Therefore, D2' is satisfied.

Assume that i becomes infected at the time t_0 . If $t_0 = 0$, then $x^{(i)}(t_0)$ follows e_ϕ by the initial condition (9). On the other hand, if $t_0 > 0$, then the infection must occur by the transmission from a neighboring node. By the argument in the last paragraph, such a transmission occurs when one of its neighbors j is infected and $N_\beta^{(j)}$ jumps. Since multiple Poisson counters cannot jump at the same time with probability one, the equation (11) implies that $x^{(i)}(t_0)$ follows e_ϕ . Therefore, $x^{(i)}(t_0)$ follows e_ϕ whatever value t_0 takes and hence we can, without loss of generality, assume that $t_0 = 0$. Until i becomes susceptible, that is, until $x^{(i)}$ becomes 0, the stochastic differential equation (8) is indeed equivalent to the vector representation (4) of the distribution (ϕ, S) , which has $0 \in \mathbb{R}^p$ as its exit state. This argument shows that the length of time until i becomes susceptible follows (ϕ, S) . Therefore D1 is also satisfied.

Finally, the initial conditions (9) ensure that D3 is also satisfied. This completes the proof. ■

Using the stochastic differential equations (8) we can derive the following sufficient condition for infection-free steady state.

Theorem 3.2: Under Assumption 2.5, if the matrix

$$\mathcal{A}_\beta = I \otimes S^\top + \beta A \otimes (\phi \mathbb{1}^\top)$$

is Hurwitz stable, then the SIS model presents an infection-free steady state.

Proof: Define $\xi_i(t) = E[x^{(i)}(t)]$. Since $p_i(t) = \mathbb{1}^\top \xi_i(t)$, it is sufficient to show $\lim_{t \rightarrow \infty} \xi_i(t) = 0$ for every i . Taking expectations in the differential equation (8) yields

$$\begin{aligned} \frac{d\xi_i}{dt} &= \sum_{\ell,m=1}^p (E_{m\ell} - E_{\ell\ell}) S_{\ell m} \xi_i - \sum_{\ell=1}^p E_{\ell\ell} v_\ell \xi_i \\ &\quad + \phi \mathbb{1}^\top \sum_{j=1}^n a_{ij} \beta \xi_j - \phi \mathbb{1}^\top \sum_{j=1}^n a_{ij} \beta E[\mathbb{1}^\top x^{(i)} \mathbb{1}^\top x^{(j)}]. \end{aligned}$$

Ignoring the last negative term in this equation, we obtain the inequality $d\xi_i/dt \leq S^\top \xi_i + \beta(A_i \otimes (\phi \mathbb{1}^\top))\xi_i$, where the \mathbb{R}^{np} -valued function ξ is obtained by stacking ξ_1, \dots, ξ_n . Therefore, we see that $d\xi/dt \leq \mathcal{A}_\beta \xi$. Hence, if \mathcal{A}_β is Hurwitz stable, then a comparison principle for differential equations [29] shows that $\liminf_{t \rightarrow \infty} \xi(t) \leq 0$. On the other hand, we clearly have $\xi(t) \geq 0$. Therefore, we obtain $\lim_{t \rightarrow \infty} \xi(t) = 0$ as desired. ■

Using Theorem 3.2, we can prove Claim 2.3 under irreducibility conditions.

Theorem 3.3: In addition to Assumption 2.5, assume that the matrices A and S are irreducible and ϕ is positive. Then, Claim 2.3 is true.

Proof: First, we shall see that $\eta(\mathcal{A}_\beta)$ is strictly increasing with respect to β . In fact, for an arbitrary $\varepsilon > 0$, we have $\mathcal{A}_{\beta+\varepsilon} = \mathcal{A}_\beta + \varepsilon A \otimes (\phi \mathbb{1}^\top)$. In this decomposition, \mathcal{A}_β is Metzler and irreducible by the assumption. Moreover $\varepsilon A \otimes (\phi \mathbb{1}^\top)$ is nonzero and nonnegative. Thus, Lemma 1.3 shows $\eta(\mathcal{A}_\beta) < \eta(\mathcal{A}_{\beta+\varepsilon})$.

Therefore, to prove the given claim, it is sufficient to show that $\eta(\mathcal{A}_{\beta_0}) = 0$ where $\beta_0 = 1/(E[R]\eta(A))$. This is equivalent to the existence of a positive null vector for \mathcal{A}_{β_0} by Lemma 1.2 because \mathcal{A} is Metzler and irreducible. In the rest of the proof, we shall show that $z = u \otimes (-(S^{-1})^\top \phi)$ is such a null vector, where u is the eigenvector of A corresponding to the eigenvalue $\eta(A)$. Let us first show that z is positive. The vector u can be taken to be positive by the Perron-Frobenius theory because A is irreducible (see [28]). Moreover, since S is Metzler and Hurwitz stable, Lemma 1.1 shows that S^{-1} does not have a positive entry. Also S^{-1} clearly does not have a zero row. Therefore, since ϕ is assumed to be positive, the vector $-(S^{-1})^\top \phi$ is also positive. Hence z is indeed positive. Now, let us compute the product $\mathcal{A}_{\beta_0} z$:

$$\begin{aligned} \mathcal{A}_{\beta_0} z &= -u \otimes \phi - (\beta_0 \eta(A) u) \otimes (\phi \mathbb{1}^\top (S^{-1})^\top \phi) \\ &= -(u \otimes \phi)(1 + \beta_0 \eta(A) \mathbb{1}^\top (S^{-1})^\top \phi). \end{aligned} \quad (12)$$

Since the mean of the distribution (ϕ, S) equals $-\phi^\top S^{-1} \mathbb{1}$ ([24]), we have $\mathbb{1}^\top (S^{-1})^\top \phi = \phi^\top S^{-1} \mathbb{1} = -E[R]$. Therefore, by the definition of β_0 , the equation (12) shows $\mathcal{A}_{\beta_0} z = 0$, as desired. This completes the proof of the theorem. ■

Remark 3.4: An advantage of Theorem 3.2 over the condition (1) is that the theorem explicitly gives an upper bound on the speed of convergence to the infection-free state as the maximum real part of the eigenvalues of \mathcal{A}_β . This would enable us to, for example, design the optimal strategies for distributing preventive resources over networks under constraints on the speed and the total amount of the resources available, as in [14].

IV. EXPONENTIAL RECOVERY TIMES

As the dual of the previous section, in this section we analyze SIS models under Assumption 2.6. Under this assumption, D1 is equivalent to the following condition:

D1') Whenever a node becomes infected, it will recover with the instantaneous rate of δ .

The next proposition gives a vector representation of the corresponding SIS model as in Proposition 3.1.

Proposition 4.1: Let $x^{(i)}$ ($i = 1, \dots, n$) be the solutions of the stochastic differential equation

$$\begin{aligned} dx^{(i)} = & -x^{(i)} dN_\delta^{(i)} \\ & + \sum_{\ell,m=1}^p (E_{m\ell} - E_{\ell\ell}) x^{(i)} dN_{S_{\ell m}}^{(i)} + \sum_{\ell=1}^p (\epsilon_\phi e_\ell^\top - E_{\ell\ell}) x^{(i)} dN_{v_\ell}^{(i)} \\ & + \epsilon_\phi (1 - \mathbb{1}^\top x^{(i)}) \sum_{j=1}^n a_{ij} \sum_{\ell=1}^p x_\ell^{(j)} dN_{v_\ell}^{(j)} \end{aligned} \quad (13)$$

with the initial conditions (9). Then the stochastic processes z_1, \dots, z_n defined by (10) are a SIS model satisfying Assumption 2.6.

Proof: Let $t_0 \geq 0$ and i be arbitrary. First assume that i is susceptible at time t_0 . After time t_0 , and while i is susceptible, the differential equation (13) reads $dx^{(i)} = \epsilon_\phi \sum_{j=1}^n a_{ij} \sum_{\ell=1}^p x_\ell^{(j)} dN_{v_\ell}^{(j)}$. Multiplying $\mathbb{1}^\top$ from the left yields $d(\mathbb{1}^\top x^{(i)}) = \sum_{j=1}^n a_{ij} \sum_{\ell=1}^p x_\ell^{(j)} dN_{v_\ell}^{(j)}$. Therefore, if $a_{ij} = 1$ and $x_\ell^{(j)} = 1$, then, whenever the counter $N_{v_\ell}^{(j)}$ jumps, the quantity $\mathbb{1}^\top x^{(i)}$ becomes one, that is, i becomes infected.

We then consider the case that i becomes infected at time t_0 . As in the proof of Theorem 3.2, without loss of generality we can assume $t_0 = 0$. After time 0, and while i is infected, the differential equation (13) reads

$$\begin{aligned} dx^{(i)} = & -x^{(i)} dN_\delta^{(i)} \\ & + \sum_{\ell,m=1}^p (E_{m\ell} - E_{\ell\ell}) x^{(i)} dN_{S_{\ell m}}^{(i)} + \sum_{\ell=1}^p (\epsilon_\phi e_\ell^\top - E_{\ell\ell}) x^{(i)} dN_{v_\ell}^{(i)}. \end{aligned}$$

By the first term of this equation, we see that $x^{(i)}$ becomes zero whenever the counter $N_\delta^{(i)}$ jumps. This implies that i recovers with a rate of δ and hence shows D1'. On the other hand, until $N_\delta^{(i)}$ jumps, the variable $x^{(i)}$ follows the same differential equation as (7). Since $x^{(i)}(0)$ follows e_ϕ , by Lemma 2.9, the times at which $x_\ell^{(i)} = 1$ and $N_{v_\ell}^{(i)}$ jumps for some ℓ form the renewal process with its inter-renewal times following (ϕ, S) . This observation and the argument in the first paragraph of this proof prove that the stochastic processes z_i satisfy D2. Also D3 holds true by the initial conditions (9). ■

From Proposition 4.1 we obtain the following criterion for infection-free steady state:

Theorem 4.2: Under Assumption 2.6, if

$$\delta > \eta \left(I \otimes S^\top + (A + I) \otimes (\phi v^\top) \right), \quad (14)$$

then the SIS model presents an infection-free steady state.

Proof: As in the proof of Theorem 4.2, it is sufficient to show that $\lim_{t \rightarrow \infty} \xi_i(t) = 0$ for every i . Taking the expectation in (13), we can see that

$$\begin{aligned} \frac{d\xi_i}{dt} = & -\delta \xi_i + \sum_{\ell,m=1}^p (E_{m\ell} - E_{\ell\ell}) S_{\ell m} \xi_i + \sum_{\ell=1}^p (\phi e_\ell^\top - E_{\ell\ell}) \xi_i v_\ell \\ & + \phi \sum_{j=1}^n a_{ij} \sum_{\ell=1}^p e_\ell^\top \xi_j v_\ell - \phi \mathbb{1}^\top \sum_{j=1}^n \sum_{\ell=1}^p a_{ij} E[x^{(i)} x_\ell^{(j)}] v_\ell \\ \leq & (-\delta I + S^\top + \phi v^\top) \xi_i + (A_i \otimes (\phi v^\top)) \xi. \end{aligned}$$

Therefore, $d\xi/dt \leq (I \otimes S^\top + (A + I) \otimes (\phi v^\top) - \delta I) \xi$. Hence, for $\lim_{t \rightarrow \infty} p_i(t) = 0$, it is sufficient that the matrix $I \otimes S^\top + (A + I) \otimes (\phi v^\top) - \delta I$ is Hurwitz stable by the same argument as in the proof of Theorem 3.2. This proves the sufficiency of the condition (14). ■

Using Theorem 4.2, we can prove Claim 2.4 under irreducibility conditions.

Theorem 4.3: Under Assumption 2.6, if A is irreducible and v is positive, then Claim 2.4 is true.

Proof: Assume (2). Then we have $f(\delta) < 1/(1 + \eta(A))$. Since the probability density function of (ϕ, S) has the form $\phi^\top \exp(S t) v$ ($t \geq 0$), we obtain

$$\phi^\top (\delta I - S)^{-1} v < 1/(1 + \eta(A)). \quad (15)$$

By Theorem 4.2, it is sufficient to show that the Metzler matrix $\mathcal{B} = I \otimes S^\top + (A + I) \otimes (\phi v^\top) - \delta I$ is Hurwitz stable. Define $z = u \otimes ((\delta I - S)^{-1} v)$, where $u > 0$ is the Perron-Frobenius eigenvector of A . Since $S - \delta I$ is Hurwitz stable, the inverse $(\delta I - S)^{-1} = -(S - \delta I)^{-1}$ is nonnegative and does not have a zero row by Lemma 1.1. Therefore the product $(\delta I - S)^{-1} v$ is positive because v is assumed to be positive. Hence we see that z is positive. Now, using (15), we can actually show that $\mathcal{B}z < 0$. Therefore, by Lemma 1.1, \mathcal{B} is Hurwitz stable. ■

V. NUMERICAL SIMULATIONS

In this section, we illustrate Theorem 4.2 through the comparison with the condition obtained in [23]. Let R follow a Weibull distributions with probability density function $(\alpha/b)(t/b)^{\alpha-1} \exp(-(t/b)^\alpha)$, $t \geq 0$, where α and b are positive parameters. In order to normalize the mean of the distributions to be one, we fix $b = \Gamma(1 + \alpha^{-1})$ where $\Gamma(\cdot)$ denotes the Gamma function. In [23], based on Claim 2.4, it is concluded that the infimum of the recovery rate δ such that the SIS model under Assumption 2.6 has the infection-free steady state equals $\delta_0 = \Gamma(1 + \alpha^{-1}) \Gamma(\alpha + 1)^{1/\alpha} \eta(A)^{1/\alpha}$.

We compare the quantity δ_0 with the infimum recovery rate $\delta_1 = \eta(I \otimes S^\top + (A + I) \otimes (\phi v^\top))$ that can be obtained from Theorem 4.2. Let \mathcal{G} be a realization of the Erdős-Rényi graph with 500 nodes. We vary

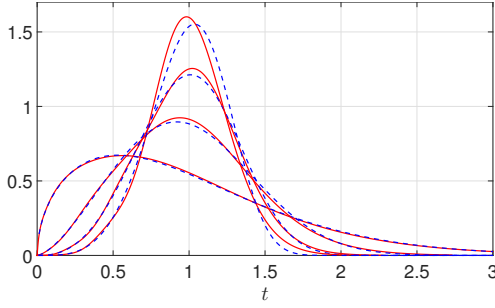


Fig. 1. Weibull distributions fitted by phase-type distributions for $\alpha = 1.5, 2.5, 3.5$, and 4.5 . Solid: phase-type distributions. Dashed: Weibull distributions.

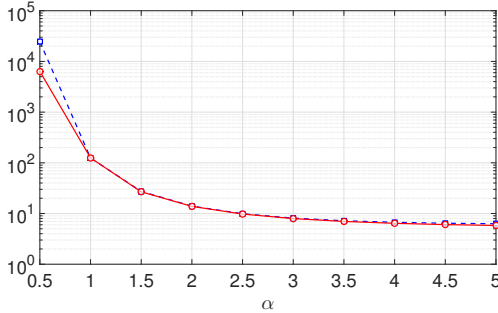


Fig. 2. Minimum recovery rates. Circle: δ_1 . Square: δ_0 .

the parameter α of the Weibull distribution as $\alpha = 0.5, 1, \dots, 4.5$, and 5 . The Weibull distributions are fitted with phase-type distributions using the expectation-maximization algorithm proposed in [24] (and available at <http://home.math.au.dk/asmus/pspapers.html>). Some of the fitting results are shown in Fig. 1.

In Fig. 2 we compare the two minimum recovery rates δ_0 and δ_1 . The graph shows the coincidence of the two rates except at $\alpha = 0.5$. This could be attributed to the not precise fitting of the heavy tail of the Weibull distribution (Fig. 3) and/or the error arising from the asymptotic argument in [23].

VI. CONCLUSION

In this paper we have analyzed SIS models of spreading over networks with phase-type transmission and recovery

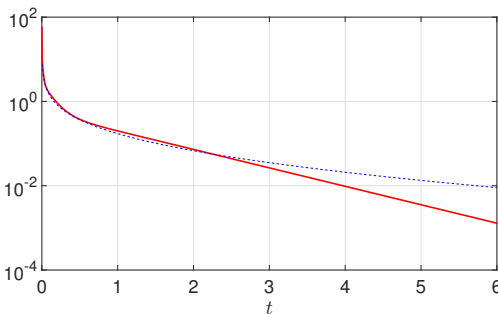


Fig. 3. Weibull distribution fitted by a phase-type distribution for $\alpha = 0.5$. Solid: phase-type distribution. Dashed: Weibull distribution.

times. We have derived sufficient conditions to tame the spread in terms of the eigenvalues of matrices that depend on both the graph structure and the parameters of the phase-type distribution. Our results mathematically justify the conditions found in [23] without using asymptotic arguments. The generality of the approach herein introduced is supported by the fact that the set of phase-type distributions is dense in the set of all the positive random variables. As a future work, we will develop control strategies to contain epidemic spreading with phase-type rates, as well as applications in the context of distribution of online content in social networks.

REFERENCES

- [1] R. Pastor-Satorras, C. Castellano, P. Van Mieghem, and A. Vespignani, "Epidemic processes in complex networks," 2014. [Online]. Available: <http://arxiv.org/abs/1408.2701>
- [2] M. Tizzoni, P. Bajardi, C. Poletto, J. J. Ramasco, D. Balcan, B. Gonçalves, N. Perra, V. Colizza, and A. Vespignani, "Real-time numerical forecast of global epidemic spreading: case study of 2009 A/H1N1pdm," *BMC medicine*, vol. 10, p. 165, 2012.
- [3] M. Garetto, W. Gong, and D. Towsley, "Modeling malware spreading dynamics," in *IEEE INFOCOM 2003. Twenty-second Annual Joint Conference of the IEEE Computer and Communications Societies*, vol. 3, 2003, pp. 1869–1879.
- [4] K. Lerman and R. Ghosh, "Information contagion: An empirical study of the spread of news on Digg and Twitter social networks," in *Proceedings of the Fourth International AAAI Conference on Weblogs and Social Media*, 2010, pp. 90–97.
- [5] A. Lajmanovich and J. A. Yorke, "A deterministic model for gonorrhea in a nonhomogeneous population," *Mathematical Biosciences*, vol. 28, pp. 221–236, 1976.
- [6] Y. Wan, S. Roy, and A. Saberi, "Designing spatially heterogeneous strategies for control of virus spread," *IET systems biology*, vol. 2, pp. 184–201, 2008.
- [7] D. Chakrabarti, Y. Wang, C. Wang, J. Leskovec, and C. Faloutsos, "Epidemic thresholds in real networks," *ACM Transactions on Information and System Security*, vol. 10, 2008.
- [8] P. Van Mieghem, J. Omic, and R. Kooij, "Virus spread in networks," *IEEE/ACM Transactions on Networking*, vol. 17, pp. 1–14, 2009.
- [9] F. Darabi Sahneh and C. M. Scoglio, "Optimal information dissemination in epidemic networks," in *51st IEEE Conference on Decision and Control*, 2012, pp. 1657–1662.
- [10] F. Darabi Sahneh, C. Scoglio, and P. Van Mieghem, "Generalized epidemic mean-field model for spreading processes over multilayer complex networks," *IEEE/ACM Transactions on Networking*, vol. 21, pp. 1609–1620, 2013.
- [11] V. M. Preciado, M. Zargham, C. Enyioha, A. Jadbabaie, and G. Pappas, "Optimal vaccine allocation to control epidemic outbreaks in arbitrary networks," in *52nd IEEE Conference on Decision and Control*, 2013, pp. 7486–7491.
- [12] V. M. Preciado, F. D. Sahneh, and C. Scoglio, "A convex framework for optimal investment on disease awareness in social networks," in *2013 IEEE Global Conference on Signal and Information Processing*, 2013, pp. 851–854.
- [13] V. M. Preciado and M. Zargham, "Traffic optimization to control epidemic outbreaks in metapopulation models," in *2013 IEEE Global Conference on Signal and Information Processing*, 2013, pp. 847–850.
- [14] V. M. Preciado, M. Zargham, C. Enyioha, A. Jadbabaie, and G. J. Pappas, "Optimal resource allocation for network protection against spreading processes," *IEEE Transactions on Control of Network Systems*, vol. 1, pp. 99–108, 2014.
- [15] E. Limpert, W. A. Stahel, and M. Abbt, "Log-normal distributions across the sciences: keys and clues," *BioScience*, vol. 51, pp. 341–352, 2001.
- [16] A. L. Lloyd, "Realistic distributions of infectious periods in epidemic models: changing patterns of persistence and dynamics," *Theoretical Population Biology*, vol. 60, pp. 59–71, 2001.
- [17] —, "Destabilization of epidemic models with the inclusion of realistic distributions of infectious periods," *Proceedings. Biological sciences / The Royal Society*, vol. 268, pp. 985–993, 2001.

- [18] S. P. Blythe and R. M. Anderson, "Variable infectiousness in HFV transmission models," *Mathematical Medicine and Biology*, vol. 5, pp. 181–200, 1988.
- [19] P. Mieghem, N. Blenn, and C. Doerr, "Lognormal distribution in the digg online social network," *The European Physical Journal B*, vol. 83, pp. 251–261, 2011.
- [20] C. Doerr, N. Blenn, and P. Van Mieghem, "Lognormal infection times of online information spread," *PloS one*, vol. 8, p. e64349, 2013.
- [21] P. Van Mieghem and R. van de Bovenkamp, "Non-Markovian infection spread dramatically alters the susceptible-infected-susceptible epidemic threshold in networks," *Physical Review Letters*, vol. 110, p. 108701, 2013.
- [22] H.-H. Jo, J. I. Perotti, K. Kaski, and J. Kertész, "Analytically solvable model of spreading dynamics with non-Poissonian processes," *Physical Review X*, vol. 4, p. 011041, 2014.
- [23] E. Cator, R. van de Bovenkamp, and P. Van Mieghem, "Susceptible-infected-susceptible epidemics on networks with general infection and cure times," *Physical Review E*, vol. 87, p. 062816, 2013.
- [24] S. Asmussen, O. Nerman, and M. Olsson, "Fitting phase-type distributions via the EM algorithm," *Scandinavian Journal of Statistics*, vol. 23, pp. 419–441, 1996.
- [25] D. R. Cox, "A use of complex probabilities in the theory of stochastic processes," *Mathematical Proceedings of the Cambridge Philosophical Society*, vol. 51, pp. 313–319, 1955.
- [26] R. Brockett, "Optimal control of observable continuous time Markov chains," in *47th IEEE Conference on Decision and Control*, 2008, pp. 4269–4274.
- [27] L. Farina and S. Rinaldi, *Positive Linear Systems: Theory and Applications*. Wiley-Interscience, 2000.
- [28] J. S. Vandergraft, "Spectral properties of matrices which have invariant cones," *SIAM Journal on Applied Mathematics*, vol. 16, pp. 1208–1222, 1968.
- [29] M. Kirkilionis and S. Walcher, "On comparison systems for ordinary differential equations," *Journal of Mathematical Analysis and Applications*, vol. 299, pp. 157–173, 2004.