

On the accuracy of close stellar approaches determination

Piotr A. Dybczyński^{1*} and Filip Berski^{1†}

¹*Astronomical Observatory Institute, Faculty of Physics, A.Mickiewicz Univ., Słoneczna 36, 60-286 Poznań, Poland;*

Accepted xxxx. Received xxxx; in original form xxxx

ABSTRACT

The aim of this paper is to demonstrate the accuracy of our knowledge of close stellar passage distances in the pre-GAIA era. We used the most precise astrometric and kinematic data available at the moment and prepared a list of 40 stars nominally passing (in the past or future) closer than 2 pc from the Sun. We used a full gravitational potential of the Galaxy to calculate the motion of the Sun and a star from their current positions to the proximity epoch. For this calculations we used a numerical integration in rectangular, Galactocentric coordinates. We showed that in many cases the numerical integration of the star motion gives significantly different results than popular rectilinear approximation. We found several new stellar candidates for close visitors in past or in future.

We used a covariance matrices of the astrometric data for each star to estimate the accuracy of the obtained proximity distance and epoch. To this aim we used a Monte Carlo method, replaced each star with 10 000 of its clones and studied the distribution of their individual close passages near the Sun. We showed that for contemporary close neighbours the precision is quite good but for more distant stars it strongly depends on the quality of astrometric and kinematic data. Several examples are discussed in detail, among them the case of HIP 14473. For this star we obtained the nominal proximity distance as small as 0.22 pc 3.78 Myr ago. However there exist strong need for more precise astrometry of this star since the proximity point uncertainty is unacceptably large.

Key words: Oort Cloud, solar neighbourhood, stars: kinematics and dynamics.

1 INTRODUCTION

Soon after the Oort(1950) published a paper on the existence of the comet cloud surrounding the Sun, many authors started to investigate the influence of real nearby stars on cometary orbits. One of the earliest complete (at that moment) search for stellar passages near the Sun was published by Makover (1964). He listed all past stellar proximity epochs and distances based on the first edition of the Gliese Catalogue (1957) and obtained with a rectilinear approximation. In recent twenty five years several papers were published in this field, among others Matthews 1994; Mülläri & Orlov 1996; Dybczyński & Kankiewicz 1999; García-Sánchez et al. 1999, 2001; Dybczyński 2006; Bobylev 2010b,a; Jiménez-Torres et al. 2011. The main reason for a continuous interest in determining close star passages is the progress in obtaining stellar data, especially proper motions, parallaxes and radial velocities. Additionally, investigations of long period comets past and future dynamics are more and more detailed (see for example Królikowska & Dybczyński 2010, 2013; Dybczyński & Królikowska 2011, 2015; Królikowska et al. 2012; Królikowska 2014). As a result best possible knowledge on

potential stellar perturbers of such motion is of great interest (Fouchard et al. 2011).

With the publication of the first Hipparcos catalogue (1997, hereafter HIP1) the number of stars with known parallaxes has increased significantly. Hipparcos mission (ESA 1997) was a milestone in our last decades advance in gathering data on the spatial distribution of stars in the solar neighbourhood. This mission gave us precise positions, parallaxes and proper motions for ~ 120 thousands of stars from carefully and in advance selected list, forming the Hipparcos Input Catalogue (Turon et al. 1992). Hipparcos catalogue is complete up to ~ 25 pc for all stars brighter than $M_V \cong 9$ mag (Jahreiß & Wielen 1997) and for the massive stars in this population the completeness reaches a much larger distance. There are two main reasons for which it is difficult to obtain precise information on the spatial velocity for all Hipparcos stars. First - the Hipparcos proper motions, while of great formal precision, are based on relatively short time interval, therefore for a large number of stars they differ from the mean, secular proper motions (Wielen et al. 1999). Several attempts were made to combine Hipparcos proper motions with those from a ground based observations, see for example (Wielen et al. 1999; Hoogerwerf & Blaauw 2000; Wielen et al. 2001). The most fruit-full attempt was the construction of Tycho-2 catalogue (Høg et al. 2000a,b) however combining Tycho-2 proper motions with parallaxes from HIP-1 introduces some inconsistency in treating astrometric data. Recently a

* E-mail: dybol@amu.edu.pl

† E-mail: filip.berski@amu.edu.pl

new reduction of Hipparcos raw data were performed and a second, significantly improved version of the Hipparcos catalogue (HIP2, van Leeuwen 2007b, 2011) have been published. It improves significantly precision of both proper motions and parallaxes.

As it concerns radial velocity, several large projects (see for example Grenier et al. 1999a,b; Nidever et al. 2002; Nordström et al. 2004) increased the number available measurements and a large Pulkovo compilation of radial velocities of 35 495 Hipparcos stars was published by Gontcharov (2006). Using HIP2 catalogue, Pulkovo compilation of radial velocities and several other sources of astrophysical parameters Anderson & Francis (2012) published an extended Hipparcos compilation of stellar data, known as the XHIP catalogue.

The second reason for investigating stellar passages is our increasing ability to calculate the stellar path relative to the Sun with increasing accuracy, taking into account the Galactic gravity field. Using such advanced methods we should additionally ask about the accuracy of the results and their dependency on the used data. Authors of several previous papers also estimated the accuracy of their results in more or less approximate manner. For example García-Sánchez et al. (2001) simply used the root of a sum of squared error contributions from two components of proper motions, parallaxes and radial velocities. The Monte Carlo method of estimating the accuracy of the distance of a stellar close passage near the Sun was first used by Mülläri & Orlov (1996) but in a simplified manner (for example with assumed 3 km s^{-1} error for all radial velocities). Similar attempt was performed by Bobylev (2010b,a) and recently by Jiménez-Torres et al. (2011) but in all cases only formal errors were taken into account, ignoring mutual correlations between astrometric parameters.

In the present work we used astrometric parameters taken directly from the HIP2 catalogue instead of XHIP mainly because HIP2 presents also a covariance matrix which is necessary to apply the advanced method for the accuracy assessment. We used radial velocities from the XHIP catalogue. For several selected stars we presented comparison of the results based on astrometry and radial velocities from some other sources.

This paper provides the most up to date information on the closest stellar approaches to the Sun, obtained from latest astrometric data and radial velocities augmented with the more elaborated Monte Carlo assessment of the accuracy of the obtained minimal distances and their epochs, based on full covariance matrices included in the HIP2 catalogue. Of course we expect significant improvements from the Gaia mission therefore our computer codes are fully prepared to include new data.

In the next section we describe methods of our calculations. Section 3 consists of the results obtained for selected stars. In section 4 we present a discussion with a very recent paper by Bailer-Jones (2014, hereafter B-J), independently prepared and made available to the public when this work was finished. In the last section some conclusions and prospects are drawn.

2 METHODS OF CALCULATIONS

2.1 Units, definitions, reference frames

To achieve the aim of this work we have to study stars (including the Sun) motion under the gravitational influence of the Galaxy. This can be performed only for stars with the full 6D data available, typically expressed in the equatorial frame, i.e. right ascension α , declination δ , parallax π , proper motions $\mu_{\alpha*}, \mu_{\delta}$ (a star subscript

denotes the multiplication by $\cos \delta$) and radial velocity v_r . The starting data for a numerical integration, namely position and velocity components in the Galactocentric frame are to be obtained as follows. We first calculate the heliocentric distance of a star from the formula:

$$r_h = \frac{1000}{\pi} \quad (1)$$

where the parallax π is expressed in miliarcseconds [mas] what gives r_h in parsecs. According to comments expressed by van Leeuwen (2007a, chapter 3, page 86) we resisted here to add the so called Lutz-Kelker bias correction, proposed by Anderson & Francis (2012).

Next, heliocentric, equatorial rectangular coordinates of a star (in parsecs) are given by:

$$\begin{aligned} x_h &= r_h \cdot \cos \alpha \cos \delta \\ y_h &= r_h \cdot \sin \alpha \cos \delta \\ z_h &= r_h \cdot \sin \delta \end{aligned} \quad (2)$$

If proper motions are given in mas/yr and radial velocity is expressed in km s^{-1} than the heliocentric, equatorial rectangular velocity components (in pc/Myr) might be calculated as follows:

$$\begin{aligned} v_1 &= s \cdot r_h \cdot \mu_{\alpha*} / \cos \delta \\ v_2 &= s \cdot r_h \cdot \mu_{\delta} \\ v_3 &= k \cdot v_r \\ \dot{x}_h &= -\cos \delta \sin \alpha \cdot v_1 - \sin \delta \cos \alpha \cdot v_2 + \cos \delta \cos \alpha \cdot v_3 \\ \dot{y}_h &= \cos \delta \cos \alpha \cdot v_1 - \sin \delta \sin \alpha \cdot v_2 + \cos \delta \sin \alpha \cdot v_3 \\ \dot{z}_h &= \cos \delta \cdot v_2 + \sin \delta \cdot v_3 \end{aligned}$$

where $s = 0.0048481368$ is a coefficient for angular units conversion and $k = 1.022689369$ is a coefficient for velocity units conversion. Throughout this paper we use the following units: parsec [pc] as the distance unit, solar mass [M_{\odot}] as the mass unit and million of years [Myr] as the time unit. The constant of gravity expressed in these units is: $G = 4.498297316 \times 10^{-3}$.

Reorientation of the equatorial frame into Galactic one (still heliocentric) involves three rotations:

$$\mathbf{r}_{\text{h,gal}} = R_z(90^\circ - \theta) R_x(90^\circ - \delta_o) R_z(90^\circ + \alpha_o) \mathbf{r}_{\text{h,equ}}$$

where $\theta = 122.^\circ 93191857$, $\alpha_o = 12^{\text{h}} 51^{\text{m}} 26.^\circ 27549$ and $\delta_o = 27^\circ 07' 42'' 7043$ are the positional angle and north Galactic pole equatorial coordinates defining the Galactic frame orientation while R_x and R_z denote the rotation with respect to OX and OZ axes respectively. See Liu et al. (2011) for a recent discussion on the Galactic frame orientation.

To move the origin from the Sun to the Galactic centre it is necessary to add the Galactic position and velocity of the Sun:

$$\mathbf{R} = \mathbf{r}_{\text{h,gal}} + \mathbf{R}_{\odot}, \quad \dot{\mathbf{R}} = \dot{\mathbf{r}}_{\text{h,gal}} + \dot{\mathbf{R}}_{\odot},$$

The values for the solar position $\mathbf{R}_{\odot} = (x_{\odot}, y_{\odot}, z_{\odot})$ and velocity $\dot{\mathbf{R}}_{\odot} = (u, v, w)$ components should be chosen in accordance with the adopted Galactic potential model. In our calculation we use $\mathbf{R}_{\odot} = (x_{\odot}, y_{\odot}, z_{\odot}) = (-8400, 0, 17)$ in pc. Since the vertical position of the Sun with respect to the Galactic disk plane is still uncertain we decided to follow arguments of Joshi (2007) and adopt

$z_{\odot} = +17$ pc. The reader should be warned that during this translation we kept the orientation of all axes, so in a Galactocentric frame the OX axis is directed opposite to the Sun direction, the OY is directed in accordance to the Sun rotation around the Galactic centre and the OZ axis is directed to the north Galactic pole, what makes this system a right-handed one.

As it concerns the Sun peculiar velocity, we use values proposed by Irrgang et al. (2013), what after adding the Sun Galactic rotation velocity resulting from the adopted potential model gives:

$$\begin{aligned} \dot{\mathbf{R}}_{\odot} &= (u, v, w) = (+11.1, +254.24, +7.25) \text{ km s}^{-1} \\ &= (+11.352, +260.011, +7.41) \text{ pc/Myr.} \end{aligned}$$

2.2 Drawing a stellar clone

In order to estimate the uncertainty of the close stellar passage parameters we replace each considered star with a large number (typically 10 000) of its clones, drawn from a multivariate normal distribution. This is possible because in HIP2 catalogue van Leeuwen (2007b, 2011) included full information on the covariance matrix of astrometric parameters. Such a procedure possesses an evident superiority over the individual, independent random drawing of each parameter (which was used for example by Bobylev (2010a,b); Jiménez-Torres et al. (2011)) what ignores their obvious mutual dependence. We demonstrate this at the end of this section. There are no radial velocities in HIP2 so we have to draw radial velocity independently using data from XHIP catalogue. Unfortunately for some stars the formal error is unknown and the authors insert 999 km s^{-1} in catalogue. One of such stars is HIP 21539 for which we adopted 30 km s^{-1} as formal error. We used this value because this radial velocity measurement (Barbier-Brossat et al. 1994) most probably comes from observation with an objective prism which have the precision of this order.

To generate random vectors \mathbf{x} from a multivariate normal distribution $\mathcal{N}_n(\mathbf{m}, \Sigma)$ with a given vector of means \mathbf{m} and a given covariance matrix Σ one can proceed as follows:

- (i) Decompose the given covariance matrix (e.g. with Cholesky method) to obtain the matrix \mathbf{G} such, that $\Sigma = \mathbf{G}\mathbf{G}^T$.
- (ii) Compose a vector \mathbf{y} of n independent random scalars y_i from a standard normal distribution: $y_i \sim \mathcal{N}(0, 1)$.
- (iii) Obtain vector \mathbf{x} from: $\mathbf{x} = \mathbf{m} + \mathbf{G}\mathbf{y}$.

Here are some details on applying the above recipe for a HIP2 star cloning. In what follows we assume the 5 parameter solution but the analogous approach can be applied to stars with the 7- or 9-parameters solutions. For each star in HIP2 catalogue given is an upper triangular 'weight matrix' \mathbf{U} . According to the catalogue description it should be related to the covariance matrix Σ by a simple relation:

$$\Sigma^{-1} = \mathbf{U}^T \mathbf{U} \quad (3)$$

However this is not exactly true (van Leeuwen, 2013, personal communication). To obtain matrix \mathbf{U} from catalogue data it is necessary to re-scale its diagonal elements (u_1, u_3, u_6, u_{10} and u_{15} from catalogue) multiplying each of them by a factor of $(\sigma_0/\Delta x_i)$ where Δx_i is one of $\Delta\alpha_*$, $\Delta\delta$, $\Delta\pi$, $\Delta\mu_{\alpha^*}$ and $\Delta\mu_{\delta}$, i.e. given in the catalogue formal errors of the astrometric parameters and σ_0 is a reference variance (in other words: a 'unit weight observation uncertainty') for a given star to be cloned. To calculate σ_0 value one

should retrieve three additional numbers from the stars' record in the catalogue: 'goodness of fit' - $F2$, 'number of field transits used' - Ntr and 'percentage of rejected data' - $F1$ and use the following relations:

$$dof = Ntr(1 - F1/100) - 5 \quad (4)$$

$$c = 2/(9 \cdot dof)$$

$$\chi = (1 - c + F2 \cdot \sqrt{c})^{3/2} \cdot dof \quad (5)$$

$$\sigma_0 = \chi / \sqrt{dof}$$

The above is a reverse of the procedure used for a 'goodness of fit' calculation (van Leeuwen, 2013, personal communication). When calculating the 'degrees of freedom' (dof , equation 4) again the 5-parameters solution is assumed here. It is worth to note that formal errors of all five astrometric parameters, namely: $\Delta\alpha_*$, $\Delta\delta$, $\Delta\pi$, $\Delta\mu_{\alpha^*}$ and $\Delta\mu_{\delta}$ presented in the catalogue are calculated (van Leeuwen, 2013, personal communication) by multiplying corresponding diagonal elements from the covariance matrix by the reference variance σ_0 .

Summarising all the above we obtain the matrix \mathbf{U} in a form:

$$\mathbf{U} = \begin{bmatrix} \sigma_0 u_1 / \Delta\alpha_* & u_2 & u_4 & u_7 & u_{11} \\ 0 & \sigma_0 u_3 / \Delta\delta & u_5 & u_8 & u_{12} \\ 0 & 0 & \sigma_0 u_6 / \Delta\pi & u_9 & u_{13} \\ 0 & 0 & 0 & \sigma_0 u_{10} / \Delta\mu_{\alpha^*} & u_{14} \\ 0 & 0 & 0 & 0 & \sigma_0 u_{15} / \Delta\mu_{\delta} \end{bmatrix} \quad (6)$$

According to equation 3 we have:

$$\Sigma = (\mathbf{U}^T \mathbf{U})^{-1} = \mathbf{U}^{-1} (\mathbf{U}^T)^{-1} = \mathbf{U}^{-1} (\mathbf{U}^{-1})^T = \mathbf{G}\mathbf{G}^T \quad (7)$$

what shows, that $\mathbf{G} = \mathbf{U}^{-1}$ is suitable for our purpose of drawing a star clone according to the recipe presented at the beginning of this section.

We tested how different methods of drawing clones affect the dispersion of the proximity position. To do this we repeated our calculation for all selected stars by drawing all parameters of stellar clone independently. In most cases distribution was only slightly different in shape, but in few cases, for example HIP 25240 (see Fig. 1) dispersion was significantly higher than when we used covariance matrix. This shows that the use of the covariance matrix, apart from being closer to the data, in some cases can significantly improve the accuracy of the close stellar approach determination.

2.3 Galactic motion of stars

To study the Galactocentric motion of a star we use a numerical integration of its equations of motion expressed in rectangular coordinates, utilising the well known, fast and accurate RA15 routine by Everhart (1985). To describe the Galactic gravitational potential we use Model I from Irrgang et al. (2013). Since we are interested in motion of nearby stars from their current positions backward or forward to the moment of their closest heliocentric position we deal with rather small time intervals of order of 10 Myr and small heliocentric distances, not exceeding 200 pc, with the only one exception of the star HIP 33369 with the current heliocentric distance of 424 pc (such a large distance makes our results for this star completely unreliable as it is shown in Section 3). For such a small solar vicinity a more sophisticated Galactic potential model, accounting for non-spherical central bulge or for spiral arms is not necessary, as

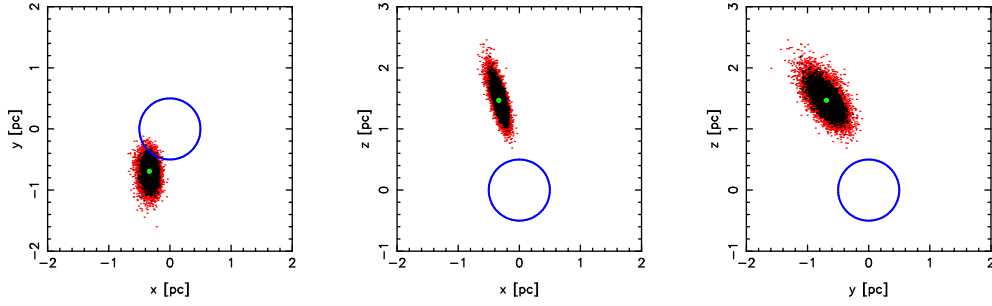


Figure 1. Differences in a dispersion of clones of HIP 25240 sampling from six one-dimensional Gaussians (red dots) and drawing clones from covariance matrix (black dots). All clones are stopped at the closest proximity epoch. Each green point mark the nominal result. Blue circle represents here the boundary of the Oort cloud at 0.5 pc.

Table 1. Model I parameters from Irrgang et al. (2013)

Parameter	Value
the distance of the Sun from the Galactic centre R_\odot	8400 pc
Galactic bulge mass M_b	$9.51 \times 10^9 M_\odot$
Galactic disk mass M_d	$66.4 \times 10^9 M_\odot$
Galactic halo mass M_h	$23.7 \times 10^9 M_\odot$
bulge characteristic distance b_b	230 pc
disk characteristic distance a_d	4220 pc
disk characteristic distance b_d	292 pc
halo characteristic distance a_h	2562 pc
Galactic halo cut-off parameter Λ	200000 pc
Galactic halo exponent parameter γ	2 (fixed)
Galactic disk matter density near the Sun ρ_o	$0.102 M_\odot/\text{pc}^3$
Galactic rotational velocity of the LSR v_o	242 km s^{-1}

$$\Phi_h(R) = \begin{cases} \frac{M_h}{a_h} \left(\frac{1}{\gamma-1} \ln \left(\frac{1 + \left(\frac{R}{a_h}\right)^{\gamma-1}}{1 + \left(\frac{\Lambda}{a_h}\right)^{\gamma-1}} \right) - \frac{\left(\frac{\Lambda}{a_h}\right)^{\gamma-1}}{1 + \left(\frac{\Lambda}{a_h}\right)^{\gamma-1}} \right) & \text{if } R < \Lambda \\ -\frac{M_h}{R} \frac{\left(\frac{\Lambda}{a_h}\right)^{\gamma-1}}{1 + \left(\frac{\Lambda}{a_h}\right)^{\gamma-1}} & \text{elsewhere.} \end{cases}$$

what, after adopting $\gamma = 2$ and choosing the first equation (we certainly do not go as far as $R = \Lambda = 200 \text{ kpc!}$) reduces to:

$$\Phi_h(x, y, z) = \frac{M_h}{a_h} \left(\ln \left(\frac{a_h + \sqrt{x^2 + y^2 + z^2}}{a_h + \Lambda} \right) - \frac{\Lambda}{a_h + \Lambda} \right)$$

The equation of motion of a single point mass (a star) under the potential described above, expressed in a rectangular Galactic (and Galactocentric) frame are:

$$\begin{aligned} \ddot{x} &= -\frac{\partial}{\partial x} \Phi_b(x, y, z) - \frac{\partial}{\partial x} \Phi_d(x, y, z) - \frac{\partial}{\partial x} \Phi_h(x, y, z) \\ \ddot{y} &= -\frac{\partial}{\partial y} \Phi_b(x, y, z) - \frac{\partial}{\partial y} \Phi_d(x, y, z) - \frac{\partial}{\partial y} \Phi_h(x, y, z) \\ \ddot{z} &= -\frac{\partial}{\partial z} \Phi_b(x, y, z) - \frac{\partial}{\partial z} \Phi_d(x, y, z) - \frac{\partial}{\partial z} \Phi_h(x, y, z) \end{aligned}$$

where

$$\frac{\partial}{\partial x} \Phi_b(x, y, z) = \frac{xM_b}{(x^2 + y^2 + z^2 + b_b^2)^{\frac{3}{2}}} = \frac{xM_b}{(R^2 + b_b^2)^{\frac{3}{2}}}$$

$$\frac{\partial}{\partial y} \Phi_b(x, y, z) = \frac{yM_b}{(x^2 + y^2 + z^2 + b_b^2)^{\frac{3}{2}}} = \frac{yM_b}{(R^2 + b_b^2)^{\frac{3}{2}}}$$

$$\frac{\partial}{\partial z} \Phi_b(x, y, z) = \frac{zM_b}{(x^2 + y^2 + z^2 + b_b^2)^{\frac{3}{2}}} = \frac{zM_b}{(R^2 + b_b^2)^{\frac{3}{2}}}$$

$$\frac{\partial}{\partial x} \Phi_d(x, y, z) = \frac{xM_d}{\left(x^2 + y^2 + \left(a_d + \sqrt{z^2 + b_d^2}\right)^2\right)^{\frac{3}{2}}}$$

$$\frac{\partial}{\partial y} \Phi_d(x, y, z) = \frac{yM_d}{\left(x^2 + y^2 + \left(a_d + \sqrt{z^2 + b_d^2}\right)^2\right)^{\frac{3}{2}}}$$

was checked for example by García-Sánchez et al. (2001) or more recently by Jiménez-Torres et al. (2011).

Gravitational potential $\Phi(r, z)$ considered here is the sum of a central bulge component $\Phi_b(R)$ (spherically symmetric), an axisymmetric disk $\Phi_d(r, z)$ and a massive spherical Galactic halo $\Phi_h(R)$ (dark matter included):

$$\Phi(r, z) = \Phi_b(R) + \Phi_d(r, z) + \Phi_h(R) \quad (8)$$

where (r, φ, z) are Galactocentric cylindrical coordinates and $R = \sqrt{r^2 + z^2}$ is a Galactocentric spherical radius. For the Galactic bulge and disk components we use formulae:

$$\Phi_b(R) = -\frac{M_b}{\sqrt{R^2 + b_b^2}} = \Phi_b(x, y, z) = \frac{-M_b}{\sqrt{x^2 + y^2 + z^2 + b_b^2}}$$

$$\begin{aligned} \Phi_d(r, z) &= -\frac{M_d}{\sqrt{r^2 + \left(a_d + \sqrt{z^2 + b_d^2}\right)^2}} = \\ &= \Phi_d(x, y, z) = \frac{-M_d}{\sqrt{x^2 + y^2 + \left(a_d + \sqrt{z^2 + b_d^2}\right)^2}} \end{aligned}$$

and for the Galactic halo we have:

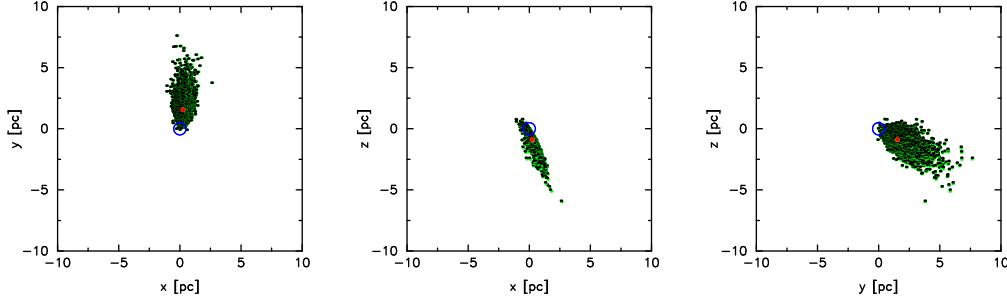


Figure 2. Distribution of clones of star HIP 19946 in the original Galactic heliocentric frame. In this and all next similar plots black points are the position of clones in the moment of the closest approach obtained from numerical integration. Green points are the position of clones calculated with a straight line motion approximation. Red dot is the position of the nominal solution from numerical integration, yellow point is the proximity position for nominal star in a straight line motion model. Blue circle is the boundary of the Oort cloud at 0.5 pc.

$$\frac{\partial}{\partial z} \Phi_d(x, y, z) = \frac{zM_d \left(a_d + \sqrt{z^2 + b_d^2} \right) / \left(\sqrt{z^2 + b_d^2} \right)}{\left(x^2 + y^2 + \left(a_d + \sqrt{z^2 + b_d^2} \right)^2 \right)^{\frac{3}{2}}}$$

$$\begin{aligned} \frac{\partial}{\partial x} \Phi_h(x, y, z) &= \frac{xM_h}{a_h \sqrt{x^2 + y^2 + z^2} \left(a_h + \sqrt{x^2 + y^2 + z^2} \right)} = \\ &= \frac{xM_h}{a_h R (a_h + R)} \end{aligned}$$

$$\begin{aligned} \frac{\partial}{\partial y} \Phi_h(x, y, z) &= \frac{yM_h}{a_h \sqrt{x^2 + y^2 + z^2} \left(a_h + \sqrt{x^2 + y^2 + z^2} \right)} = \\ &= \frac{yM_h}{a_h R (a_h + R)} \end{aligned}$$

$$\begin{aligned} \frac{\partial}{\partial z} \Phi_h(x, y, z) &= \frac{zM_h}{a_h \sqrt{x^2 + y^2 + z^2} \left(a_h + \sqrt{x^2 + y^2 + z^2} \right)} = \\ &= \frac{zM_h}{a_h R (a_h + R)} \end{aligned}$$

Numerical parameters for this model are taken from Irgang et al. (2013) and are summarised in Table 1.

Since we always numerically integrate these equations simultaneously for a star and the Sun (to present final, heliocentric results), we also account for the gravitational attraction between these two bodies, as they can approach arbitrarily close. Our test calculation shows that the greatest influence of taking into account Sun-star gravitational interaction is for star HIP 26744. This difference in the proximity distance is 0.00049 pc, less than 0.03 per cent of nominal value for this star. On this basis, we can state that interactions between Sun and stars can generally be neglected in such investigations.

2.4 Principal components analysis

The result of our calculation is always in the form of a swarm of 10 000 clones stopped at the closest proximity from the Sun. We have inspected all these swarms of clones in 3D and found, that they are typically very flat and can be conveniently presented in 2D plots after applying necessary rotations. To this aim we determine the plane of the maximum scatter using principal components analysis (PCA). As can be readed in Jolliffe (2002) principal component

analysis is one of the oldest techniques of multivariate analysis. Using this technique, we can find the largest scatter plane for our clones which is what we would like to present in our plots. Raw results of our calculations consists of Galactocentric coordinates of each star and the Sun. First we must go back to heliocentric frame so we need to subtract the calculated position of the Sun from that of the star.

Then we need to construct a covariance matrix:

$$\Sigma = \begin{pmatrix} cov(\mathbf{x}, \mathbf{x}) & cov(\mathbf{x}, \mathbf{y}) & cov(\mathbf{x}, \mathbf{z}) \\ cov(\mathbf{y}, \mathbf{x}) & cov(\mathbf{y}, \mathbf{y}) & cov(\mathbf{y}, \mathbf{z}) \\ cov(\mathbf{z}, \mathbf{x}) & cov(\mathbf{z}, \mathbf{y}) & cov(\mathbf{z}, \mathbf{z}) \end{pmatrix} \quad (9)$$

where for example:

$$cov(\mathbf{x}, \mathbf{y}) = \frac{\sum_{i=1}^n (x_i - \bar{x})(y_i - \bar{y})}{n - 1} = cov(\mathbf{y}, \mathbf{x})$$

and x_i, y_i, z_i - are coordinates of i th clone; $\bar{x}, \bar{y}, \bar{z}$ - are respective means of coordinates of all clones; n - is the number of clones (here typically 10 000).

Next we use Jacobi transformation to find eigenvalues and corresponding eigenvectors. Then we create matrix 3×3 where in first column we place eigenvector corresponding to the largest eigenvalue and in next columns eigenvectors corresponding to the remaining eigenvalues. When we have this matrix with eigenvectors \mathbf{v}_i and vector with coordinates (x, y, z) of clone in Galactic heliocentric frame we can calculate new coordinates $(x', y'$ and $z')$ for all clones from equation 10.

$$\begin{pmatrix} x' \\ y' \\ z' \end{pmatrix} = (\mathbf{v}_1 \quad \mathbf{v}_2 \quad \mathbf{v}_3)^T \begin{pmatrix} x \\ y \\ z \end{pmatrix} \quad (10)$$

When we look at the results in the original Galactic heliocentric frame (Fig. 2) we see a comparable level of scattering in all planes, but if we express our results with respect to the frame obtained with PCA (Fig. 3) we see large difference in scatter level between $x'y'$ plane and the other two. This clearly reflects the fact that the swarm of clones stopped at the closest proximity with the Sun is almost flat.

The final result from the PCA (for plotting purposes) we obtain when we reduce our data to two dimensions. To reduce dimensions we use only two eigenvectors corresponding to the two largest

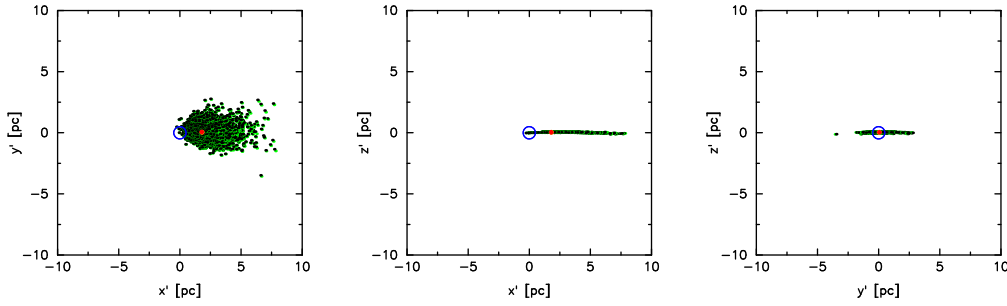


Figure 3. Distribution of the same swarm of clones of star HIP 19946 as in Fig. 2 but in $x'y'z'$ heliocentric frame obtained from the xyz frame after rotations determined using PCA.

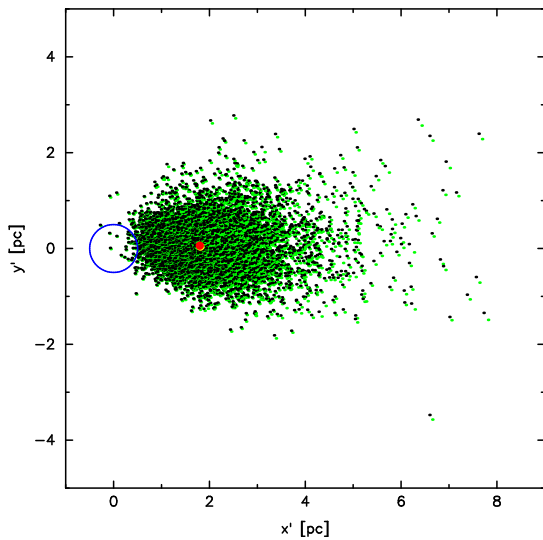


Figure 4. Distribution of clones HIP 19946 using PCA with reduction to 2D

eigenvalues (eq. 11).

$$\begin{pmatrix} x' \\ y' \end{pmatrix} = (\mathbf{v}_1 \quad \mathbf{v}_2)^T \begin{pmatrix} x \\ y \\ z \end{pmatrix} \quad (11)$$

We see that the final plot (Fig. 4) strictly correspond to the first projection in Fig. 3.

For the star used in the above examples a straight line motion model is a good approximation for calculating distance of closest approach to Sun, but in next section we show examples when this approximation it's not that good. As mentioned earlier a distance calculated with a rectilinear motion approximation may be significantly different from a distance obtained from a numerical integration.

3 RESULTS FOR SELECTED STARS

3.1 Selection of stars and overall results

In this research we restricted ourselves to the stars from HIP2 catalogue with known radial velocities. We are interested in the closest stellar passages so a very small subset of these stars were chosen for our calculations. The selection procedure was as follows. For each star in the HIP2 catalogue we checked, if its radial velocity is available in the XHIP catalogue Anderson & Francis (2012). If it

is present, we calculated the minimal heliocentric distance of this star (in past or in future) using the rectilinear motion approximation (D_l). As a short list of candidates (2538 objects) we selected all stars having this minimal distance D_l smaller than 20 pc. We used such a large threshold value expecting that the exact minimal distance, obtained from a numerical integration (D_{min}), can be substantially different. In our sample we did not find any star which $D_l > 10$ and $D_{min} < 2$ pc so the criterion $D_l < 10$ would be probably sufficient. Then we integrated numerically equations of motions of every pair, the Sun and each star from the short list, using full Galactic potential as described in previous section. Our final list consists of 40 stars with the nominal proximity distance smaller than 2 pc. In Table 2 we present a complete list of these stars with their common names, nominal proximity distances and epochs and quality of radial velocity value. In the last column we describe whether the star is our new findings or its proximity was noticed and calculated in some earlier papers. In three cases new stars were independently found by us and by B-J.

In columns 5 and 6 of Table 2 we present results (minimal distance D_{min} in parsecs and the corresponding moment of time T_{min} in Myr from the present epoch) for the nominal astrometric parameters of each star. The aim of this paper is however to estimate the accuracy of these results. To achieve this we replaced each star with 10 000 of its clones, obtained as described in Section 2.2. Next we numerically integrated motion of all clones and estimated the distance of the most probable proximity point and the corresponding epoch with their uncertainties.

The results for all selected stars are presented in Table 3 and here D (minimal distance) and T (the epoch of the proximity) are the most probable values obtained from the respective clone distributions. In some cases they significantly differ from nominal results presented in Table 2. In the case of moment of time its calculating procedure was quite simple: T is the mean value and its uncertainty ΔT is the half of the symmetric interval covering 90 per cent of individual clone values. The situation is much more complicated with the proximity distance estimation, since their distributions are frequently significantly asymmetric. To present the most informative result we decided to calculate three mean coordinates of the most probable proximity point in space (calculating simple means in each coordinate, i.e. \bar{x}' , \bar{y}' and \bar{z}') and then to calculate its distance from the Sun:

$$D = \sqrt{\bar{x}'^2 + \bar{y}'^2 + \bar{z}'^2} \quad (12)$$

To estimate its uncertainty we measure the radius of a sphere around the proximity point in which 90 per cent of individual clone proximities are placed and this value is presented in Table 3 as ΔD .

From the inspection of the data in Table 3 several observations

Table 2. List of stars with nominal proximity distance smaller than 2 pc. Third column shows quality of radial velocity quoted from the XHIP catalogue. Results from numerical integration of nominal data D_{min} and T_{min} are presented in fourth and fifth column, in next two columns we show for comparison purpose the results from the rectilinear motion approximation D_I and T_I .

HIP2 ID	Name	q_RV	D_{min} [pc]	T_{min} [Myr]	D_I [pc]	T_I [Myr]	Earlier publications
1392	HD 1317	A	1.70	-0.48	1.70	-0.48	new
3829	Van Maanen Star	D	0.95	-0.02	0.95	-0.02	a, c, f
12351	GJ 1049	C	1.93	-0.62	1.92	-0.62	a, c, e, f
14473	HD 19376	A	0.35	-3.73	2.37	-3.78	new
14754	GJ 127.1A	D	1.62	-0.29	1.63	-0.29	a, b, e, f
19946	BD+03 580	A	1.80	-0.54	1.81	-0.54	new
21539	CD-33 1835	D	1.92	-0.14	1.92	-0.14	new
23415	HD 32111	A	1.71	5.20	3.09	5.16	new
25001	HD 34790	D	1.93	4.42	1.88	4.39	a, c
25240	HD 35317	A	1.66	-0.99	1.63	-0.99	a, c, f
26335	HD 245409	A	1.54	-0.49	1.53	-0.49	a, b, c, d, e, f
26624	HD 37594	A	1.98	-1.87	1.95	-1.87	a, c, e, f
26744	HD 37374	A	1.78	13.99	2.26	13.19	a, c
27288	HD 38678	A	1.31	-0.85	1.30	-0.85	a, b, c, e, f
30067	HD 43947	A	1.78	-0.66	1.78	-0.66	a, c, e, f
30344	HD 44821	A	1.10	-1.56	1.11	-1.56	a, b, e, f
33369	V*BG Mon	B	0.85	-5.41	3.68	-5.38	new
38228	HD 63433	A	1.95	1.35	1.93	1.35	a, b, c, e, f
38965	HD 66589	A	1.79	-1.09	1.80	-1.09	new, f
42525	BD+41 1865	A	0.82	-0.24	0.82	-0.24	new, f
47425	GJ 358	C	1.87	-0.06	1.87	-0.06	a, c, f
54035	HD 95735	A	1.44	0.02	1.44	0.02	a, b, c, d, e, f
57544	GJ 445	A	1.06	0.05	1.06	0.05	a, b, c, d, e, f
57548	GJ 447	A	1.92	0.07	1.92	0.07	a, b, c, d, e, f
63721	HD 113447	A	0.12	0.13	0.12	0.13	new, f
70890	Proxima Centauri	B	0.94	0.03	0.94	0.03	a, b, c, d, e, f
71681	α Centauri B	A	0.96	0.03	0.96	0.03	a, b, c, d, e, f
71683	α Centauri A	A	0.98	0.03	0.98	0.03	a, b, c, e, f
75311	BD-02 3986	A	1.62	4.84	3.55	4.92	a, c
77910	HD 142500	A	1.82	3.05	1.04	3.07	a, c
84263	HD 155117	A	1.11	-6.53	2.44	-6.52	new
85661	HD 158576	A	0.52	1.88	0.39	1.88	a, c, f
87052	HD 161959	A	1.91	5.80	6.92	5.88	new
87937	Bernard Star	A	1.15	0.01	1.15	0.01	a, b, c, d, e, f
89825	GJ 710	A	0.29	1.39	0.30	1.39	a, b, c, d, e, f
90112	HD 168769	A	0.89	-1.86	0.97	-1.86	a, c, f
92403	GJ 729	A	1.98	0.15	1.98	0.15	a, b, c, d, e, f
94512	HD 179939	A	1.99	3.63	2.04	3.63	a, c, f
103738	HD 199951	A	1.18	-3.86	2.36	-3.90	c, f
110893	HD 239960	A	1.92	0.09	1.92	0.09	a, b, c, e, f

a - Jiménez-Torres et al. (2011), b - Bobylev (2010a), c - García-Sánchez et al. (2001),
 d - Dybczyński & Kankiewicz (1999), e - Dybczyński (2006), f - Bailer-Jones (2014).

can be made. First, there are two stars, HIP 33369 and HIP 75311 for which our results are completely unreliable. First star is at the exceptionally large distance at the present epoch (424 pc) and any uncertainties in its position and/or velocity significantly amplifies when numerically integrating its motion back to the solar proximity. While its nominal proximity distance is only 0.85 pc we, basing on the contemporary astrometric data for this star, cannot say anything reliable about its real minimal distance from the Sun 5 Myr ago.

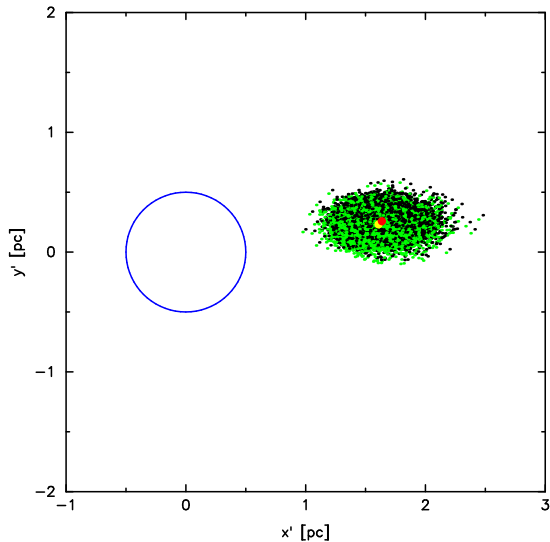
For the second star, HIP 75311, the main source of the unacceptable uncertainty in the proximity distance is the large formal error of its proper motion. Both components of the proper motion of this star have uncertainties on the level of 300 per cent in the HIP2 catalogue. The nominal proximity distance is 1.62 pc, the most probable value equals 5.71 and both should be treated as

highly unreliable. Both these stars are marked with '?' in Table 3 as well as five more stars due to their large proximity position errors. There is also one additional star marked in the same way despite of its small error, namely HIP 63721. The reason for this is that we are aware of its highly unreliable parallax in HIP2. Instead of $\pi = 217$ mas included in HIP2 other sources present parallax value well beyond 5 mas (see for example Fabricius & Makarov (2000)). HIP2 value is also discarded in XHIP catalogue.

There are also 12 stars (marked with '*' just after their HIP numbers in Table 3) in our final list which are now close to the Sun and simultaneously close to their proximity epoch. For these stars a proximity uncertainty is practically equal to their current astrometric position and velocity uncertainties and therefore small or very small. In our calculations we integrated them only over extremely short time intervals and we did not observe any uncertainty

Table 3. Estimated minimum distance R from the Sun and corresponding moment of time T for 40 stars that nominally can come closer than 2 pc. A dash marks cases where we cannot obtain reasonable values.

HIP ID	D [pc]	ΔD [pc]	T [Myr]	ΔT [Myr]	HIP ID	D [pc]	ΔD [pc]	T [Myr]	ΔT [Myr]
1392	1.70	0.16	-0.48	0.02	47425 *	1.90	0.45	-0.06	0.01
3829 *	0.95	0.05	-0.02	<0.01	54035 *	1.44	0.01	0.02	<0.01
12351	2.26	1.47	-0.71	0.45	57544 *	1.06	0.03	0.05	<0.01
14473 ?	0.22	7.84	-3.78	0.74	57548 *	1.92	0.04	0.07	<0.01
14754	1.64	0.27	-0.29	0.04	63721 ?	0.13	0.04	0.14	0.03
19946	1.91	1.32	-0.55	0.13	70890 *	0.94	0.03	0.03	<0.01
21539 *	1.97	0.49	-0.14	0.03	71681 *	0.96	0.09	0.03	<0.01
23415 ?	1.65	7.82	5.35	1.43	71683 *	0.98	0.04	0.03	<0.01
25001	2.07	1.54	4.67	1.70	75311 ?	5.71	–	5.23	–
25240	1.66	0.30	-0.99	0.05	77910	1.94	1.59	3.15	0.90
26335	1.54	0.09	-0.49	0.01	84263 ?	1.20	4.64	-6.59	1.07
26624	1.98	0.25	-1.87	0.08	85661	0.52	0.62	1.88	0.11
26744 ?	1.71	4.21	14.12	2.30	87052 ?	1.81	5.87	5.90	1.27
27288	1.31	0.10	-0.85	0.06	87937 *	1.15	0.01	0.01	<0.01
30067	1.78	0.11	-0.66	0.01	89825	0.29	0.35	1.39	0.08
30344	1.11	0.23	-1.57	0.11	90112	0.91	1.31	-1.87	0.20
33369 ?	51.00	–	-4.96	–	92403 *	1.98	0.04	0.15	<0.01
38228	1.95	0.16	1.35	0.03	94512	2.06	2.33	3.65	0.46
38965	1.87	1.16	-1.10	0.23	103738	1.18	0.69	-3.87	0.30
42525	0.99	0.96	-0.25	0.09	110893 *	1.92	0.04	0.09	<0.01

**Figure 5.** HIP 25240 - the example of a compact swarm of clones resulting from a current distance of this star which is relatively close to the minimum value (nominally 1 Myr ago).

amplification. The example of such a result is presented in Fig.5. Any further discussion of the accuracy of our results for these stars seems unnecessary.

3.2 Examples

The remaining 20 stars present a wide variety of proximity distance accuracy estimations. We will discuss several representative examples in following subsections.

3.2.1 HIP 89825 (Gliese 710)

This star is a well known future visitor in the solar neighbourhood, see for example Mülläri & Orlov (1996); Dybczyński & Kankiewicz (1999); García-Sánchez et al. (2001); Dybczyński (2006). According to the latest estimation of its astrometric parameters presented in HIP2 catalogue and using $v_r = -13.8 \text{ km s}^{-1}$ (Gontcharov (2006), used also in XHIP) we obtained the proximity distance (both nominal and mean) as small as 0.29 pc. As it is clearly depicted in Fig.6 the straight linear motion approximation works very well in this case. The swarm of clones of this star is however significantly dispersed, mainly due to large uncertainties of proper motions of Gliese 710. If one had used an older value of its radial velocity: -23 km s^{-1} (Wilson 1953), later confirmed for example in the Palomar/MSU survey (Reid et al. 1995), the minimal distance would reduce even further, down to 0.17 pc and almost all clones of this star would be situated closer than 0.5 pc from the Sun i.e., the widely accepted radius of the outer Oort cloud.

3.2.2 HIP 14473 (HD 19376)

This star is our new finding and the only one in our list for which an estimated proximity distance in the past (3.78 Myr ago) is significantly smaller than the adopted radius of the Oort cloud. We estimated this minimal distance to be $D = 0.22 \text{ pc}$ with the proximity position uncertainty $\Delta D = 7.84 \text{ pc}$ (see Fig.7). The reason of such a large error of our estimation is a large uncertainty of proper motion of this star. If one obtain much more accurate value (for example from Gaia mission) this star should be considered as a serious candidate for the stellar perturber of cometary motion in the past.

3.2.3 HIP 103738 (HD 199951)

Here we have a good example of the significant difference between the exact numerical integration in the Galactic field and the rectilin-

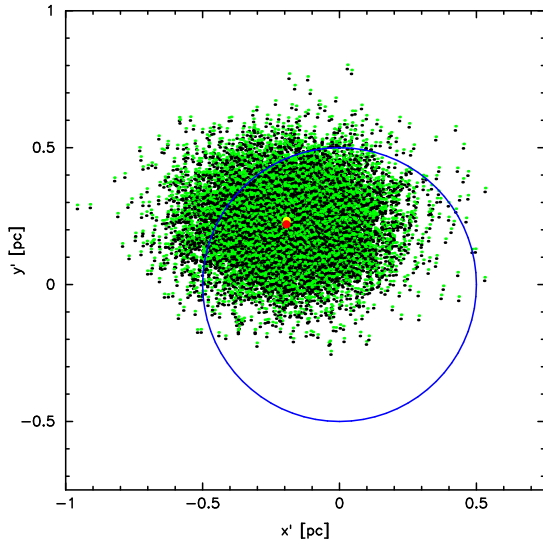


Figure 6. Distribution of clones Gliese 710 using $RV=-13.80 \text{ km s}^{-1}$

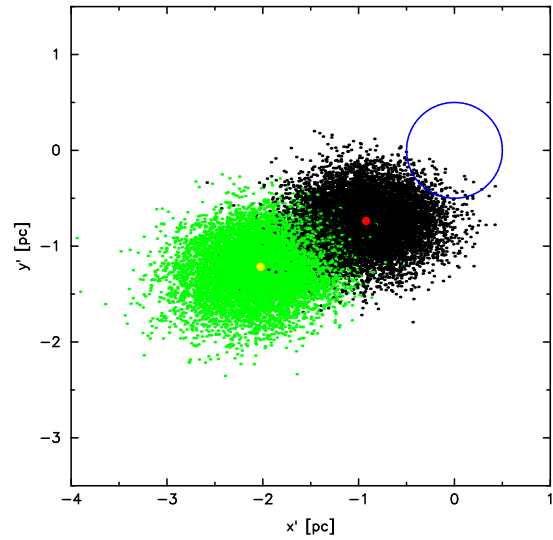


Figure 8. Distribution of clones of HIP 103738

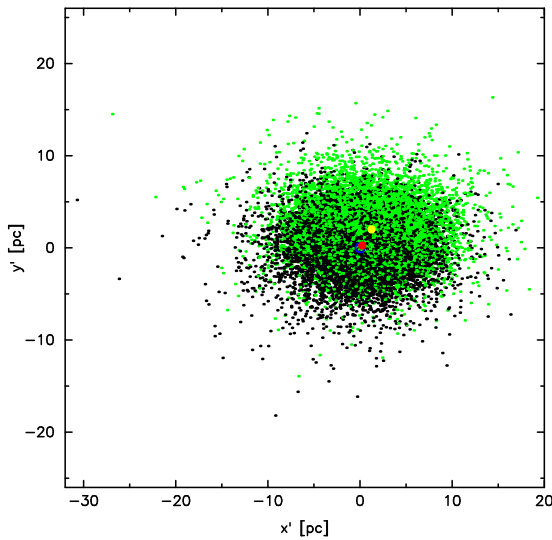


Figure 7. Distribution of clones HIP 14473

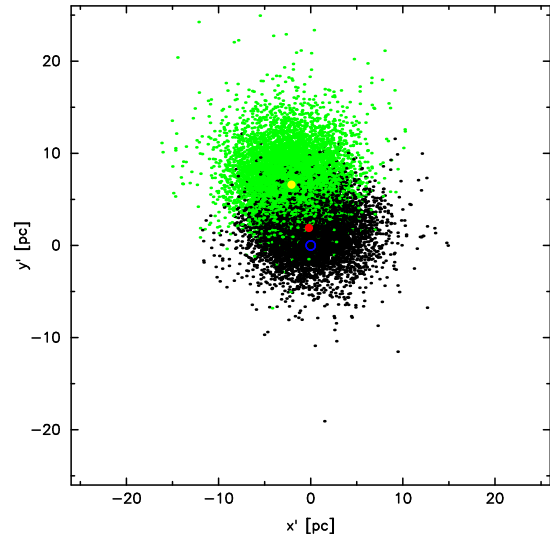


Figure 9. Distribution of clones HIP 87052

ear approximation (see Fig.8). Using the numerical integration we obtained the minimal distance smaller by a factor of two. This star is now relatively distant (about 70 pc) but all its positional and kinematic parameters are known with such a good accuracy that even long term numerical integration (for almost 4 Myr) do not downgrade the precision of the result significantly.

3.2.4 HIP 87052 (HD 161959)

This star is another one among 10 stars recognised in this paper for the first time as possibly visiting the solar vicinity. The reason for this novelty is that the straight line motion approximation (green points in Fig. 9) gives the proximity distance for this star as large as almost 7 pc! The distance to the most probable proximity point from numerical integration obtained by us is only 1.81 pc but its dispersion is large so we estimated rather large error for this value, namely ± 5.87 pc. This is the consequence of a large uncertainty of proper motion for this star. This is also present when we compare

nominal proximity points obtained on the basis of different astrometric catalogues, as it is depicted in Fig. 10.

3.2.5 HIP 84263 (HD 155117)

In this case the minimal distance obtained from a numerical integration reduces to 1.20 ± 4.64 pc comparing with 2.44 from a rectilinear model. This star has very small proper motion with rather big relative errors which together with the long numerically integrated time interval (over 6 Myr) gives a widely spread swarm of clones, with significant number located inside the assumed Oort cloud sphere (see Fig. 11).

3.2.6 HIP 77910 (HD 142500)

Using numerical integration with full Galactic potential we almost double the minimal distance of HIP 77910 from the Sun, obtaining $D = 1.94 \pm 1.59$ pc (black points in Fig. 12). This makes its

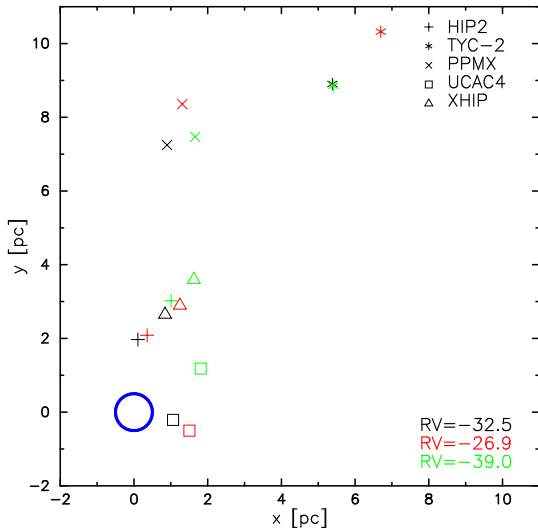


Figure 10. Proximity point positions of HIP 87052 obtained from different catalogue data. This plot is a projection on the plane perpendicular to present heliocentric direction to this star. Different symbols correspond to different source catalogues and different colours correspond to three different radial velocity values used in this plot.

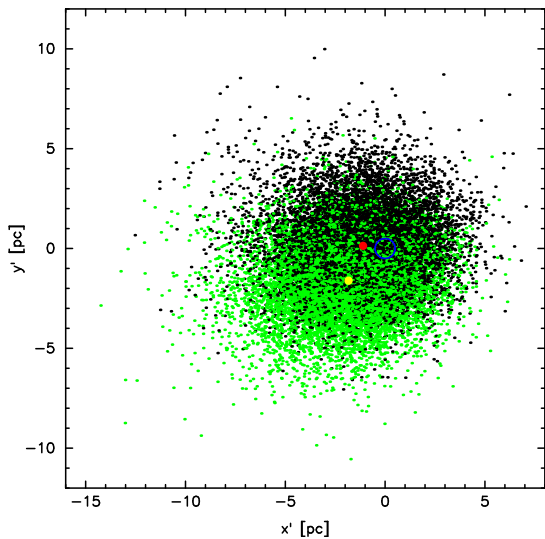


Figure 11. Distribution of clones of HIP 84263

gravitational influence on Oort cloud comets weaker but since its estimated mass is $2 M_{\odot}$ it should still be considered as a potential stellar perturber.

3.2.7 HIP 57791 (HD 102928)

HIP 57791 is an extra example (outside our star list but for example included by García-Sánchez et al. 1999) of completely different results from the rectilinear approximation and numerical integration. In this case a full model moves out the proximity point from 1.8 pc to 3.7 pc from the Sun (see Fig. 13) what makes this star rather improbable stellar perturber for the Oort cloud comets.

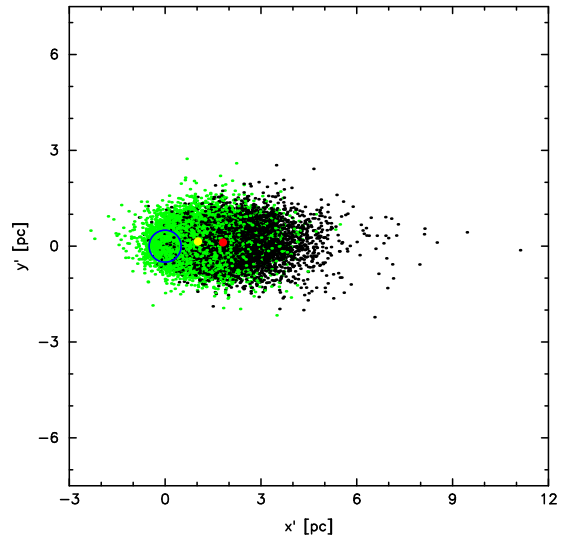


Figure 12. Distribution of clones of HIP 77910

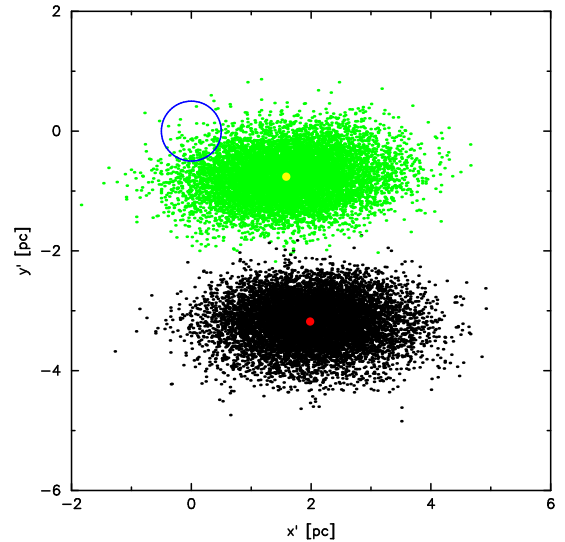


Figure 13. Distribution of clones HIP 57791

4 'LAST MINUTE' DISCUSSION

Just in the moment we had our paper ready for submission we learned about a very recent paper by Bailer-Jones (2014). He used almost identical data and methods and obtained results similar to ours in many respects. However there are also several differences in our approach and as a consequence his results are in many cases significantly different so it is worth to study in detail each individual star case.

In his Table 3 B-J describes 65 close (closer than 2 pc from the Sun) stellar passages. However, for many stars he included several variants (based on different stellar data) so in fact he presented stellar proximities for 42 individual stars. This is very close to 40 stars in our Tables 2 and 3 but surprisingly we have only 27 stars in common. There are two main reasons for this discrepancy. First, B-J presents his results in significantly different manner. He calculate simple mean of all proximity distances for all clones with 90 per cent confidence intervals and in many cases this method somewhat overestimates the distance we should expect. The heliocentric

distance is obviously positive so its distribution is often significantly asymmetric. Moreover mean value is rather sensitive to outliers and due to the limitation to positive values almost all outliers are placed at one side of the mean. For this reason we decided to present the distance to the most probable proximity position, as it is described in detail in Sec.3.1. Since B-J selected stars for his published Table 3 using only mean distances several objects were shifted out to his Internet large table. The most spectacular example is the star HIP 14473. As it is shown in Fig.7 spatial positions of proximity points of individual clones are widely spread. B-J calculated the mean of all this distances and report the result (in his extended, Internet table) to be 6 pc. In our approach we report the proximity distance as 0.22 ± 7.84 pc (of course the second number is the uncertainty in proximity point position, not the formal error in the proximity distance which must be positive).

The second reason for several discrepancies between B-J and our results is his usage of few questionable radial velocities from RAVE catalogue. The great majority of velocities taken by B-J from RAVE catalogue seems to be obviously erroneous, in some cases greater than the escape velocity from our Galaxy. B-J also commented all this cases as uncertain. In our investigation we did not use this velocities.

There are also several other differences in the methods (e.g. the Galaxy potential model) and result presentation, including the main purpose of the work: we aimed at studying and presenting the accuracy of proximity calculations while B-J concentrate on completing the list of closest stellar approaches. He also discuss in detail many problematic cases which helped us to reveal the source of some discrepancies, e.g for HIP 85605.

As it concerns the influence of the Galaxy potential model, B-J used the Dauphole and Colin model (1995; 1996) and states: “While better models may now exist, the results are not very sensitive to the exact choice”. The influence of different Galaxy models for close stellar approaches to the Sun was recently discussed by Jiménez-Torres et al. (2011) and their conclusion is that for more distant stars the results are sensitive to the choice of the model. They present a large table comparing results for different models (their tab.3) but erroneously instead of presenting their own results they copied results from García-Sánchez et al. (2001). Since we used a very recent model by Irrgang et al. (2013) we are interested in such a comparison.

B-J kindly made available for us his nominal results (Bailer-Jones, 2015, personal communication). Thanks to that we were able to study the difference between stellar results for two models in use (including slightly different initial Sun position and velocity and marginal difference in the Galactic frame orientation). We found moderate differences in the nominal closest stellar approach distances for several objects. In Table 4 we present selected examples of such differences (for the purpose of this comparison we used exactly the same stellar initial data as B-J).

In the following sections we discuss in detail all discrepancies we found in the stellar close approaches lists of B-J and ours.

4.1 14 stars present in B-J but omitted here

There are two groups of stars from B-J list missing in our paper. First is the result of using RAVE radial velocities (not used by us) and the second comes from the utilisation of astrometric parameters (mainly proper motions) from the XHIP catalogue, where HIP2 astrometry was replaced by some other, frequently taken from HIP1 or Tycho-2.

From the first group (10 stars), in our opinion, only star

Table 4. The examples of the minimal star-Sun distances (nominal) calculated with different Galaxy potential model. D_{min}^1 is calculated by B-J (Bailer-Jones, 2015, personal communication) with the Dauphole and Colin model (1995; 1996). D_{min}^2 is calculated by us with the model used in this paper (Irrgang et al. 2013). Object names consist of the HIP number augmented with a letter indicating the source of a radial velocity, detailed explanation can be found in B-J.

object	D_{min}^1 [pc]	D_{min}^2 [pc]
14473g	0.072	0.375
14473p	0.095	0.353
75159r	0.347	0.251
23415p	1.486	1.715
84263x	1.419	0.802
84263p	0.723	1.112
84263g	0.731	1.117
87052p	0.394	1.914
87052x	1.409	2.736
91012r	0.446	0.350

HIP 87784 can be treated as having close approach to the Sun (assuming that the RAVE radial velocity of -66.30 ± 3.60 km s⁻¹ found by B-J will be confirmed). Also HIP 75159 might be considered as real (but highly uncertain) solar neighbourhood visitor. The rest (HIP 23311, HIP 41312, HIP 53911, HIP 55606, HIP 91012, HIP 100280, HIP 104256 and HIP 104644) are results of using unacceptable radial velocities.

Coming to the second group:

- HIP 34617 is the double system and proper motions in HIP-2 are not necessarily the best, so probably B-J result, using Tycho-2 values, is better.
- HIP 85605 is also a double system and erroneous parallax for this star exists in Hipparcos, as pointed out by SIMBAD (Wenger et al. 2000) database comment (“Parallax and proper motion are not compatible with CCDM J17296+2439A; the large proper motion and parallax of this star in Hipparcos ($\pi=202$ mas, $\mu=362$ mas/yr) is most likely an artefact”). The similar opinion is expressed in Fabricius & Makarov (2000).
- HIP 86961 and HIP 86963 are members of the triple system and according to Henry et al. (2006) both these stars have significantly erroneous parallaxes in Hipparcos catalogues.

4.2 12 stars present in this paper but omitted in B-J

Apart from some differences in Galaxy potential model described above the main reason for some our stars missing in B-J list is presenting the mean value of the closest Sun-star distance. In many cases this results in larger values than presented by us, which includes stars HIP 1392, HIP 14473, HIP 19946, HIP 23415, HIP 25001, HIP 26744, HIP 77910, HIP 84263 and HIP 87052. For all these 9 stars the nominal proximity distance calculated by B-J is below the 2 pc threshold but his mean distance is larger and he excluded them from his published list.

There are three more stars in our list that are omitted by B-J. First is star HIP 21539 for which nominal proximity distance for data taken from XHIP catalogue is 1.92 pc but uncertainty of its radial velocity is undetermined (see Sec. 2.2) and probably for that reason B-J removed this star from his sample. Next two stars are HIP 33369, our nominal result equals 0.85, and HIP 75311 - HIP2 astrometry combined with the radial velocity from Pulkovo catalogue gives nominal proximity distance of 1.62 pc. These two stars

have enormously large uncertainty of the proximity point position so their mean distance values are larger than 10 pc (and therefore omitted by B-J), but their nominal solutions are below the 2 pc limit.

4.3 Other difficult cases

As we have all nominal solutions kindly made available by B-J (also those corresponding to his large, Internet table) we carefully compared his results with ours. Few problematic cases we found for stars with the nominal proximity distance smaller than 2 pc:

- For HIP 1647 B-J found a radial velocity of -86.8 ± 28.8 km s⁻¹ in RAVE catalogue and obtained the closest nominal distance of 1.979 pc. While in our model this distance is even smaller, 1.881 pc we think this result should be discarded. The reason is that HIP 1647 have a well established (since 1928) radial velocity of $+12$ km s⁻¹, i.e. in opposite direction.

- For HIP 10332 B-J have obtained a minimal, nominal distance of 1.793 pc basing on XHIP data. While XHIP authors treat this star astrometry as problematic and incorporate (a little bit inconsistently) its parallax from HIP1 and its proper motion from Tycho-2, the problem seems to be more serious. In Luck et al. (2011) the authors obtained the heliocentric distance for this star to be over 4 kpc. HIP 10332 (V*UX Per) is a classical δ Cepheid type star with the period over one year. There was well known problem in Hipparcos mission with obtaining correct parallaxes of classical cepheids and this star is most probably one of the problematic Hipparcos results.

- B-J used also XHIP data for HIP 24670 obtaining the nominal proximity of 1.729 pc. Proper motions of this star are very small with large uncertainties in all catalogues, which connected with its large current distance (over 160 pc according to HIP2) makes the uncertainty of the proximity distance very large. Mean value from B-J equals 5.3 pc.

- HIP 32475 according to B-J has the close approach nominal distance of 1.725 pc basing on XHIP data, where TYCHO-2 proper motions are included. This star is in fact a close binary (CCDM J06467+0822AB), unresolved in Hipparcos and Tycho catalogues. If we treat TYCHO-2 proper motions as superior to HIP2 this B-J result is fully valid.

- For HIP 75807 B-J found a radial velocity of -37.40 ± 1.20 in RAVE catalogue which, combined with HIP2 astrometry gives a nominal proximity distance of 1.461 pc. The problem is that the HIP2 astrometry for this star (especially its parallax) is evidently in error. In the same RAVE catalogue one can find the spectrophotometric parallax for this star equal to 2.55 mas, which is highly consistent with HIP1 result, further corrected by Fabricius & Makarov (2000).

5 CONCLUSIONS

The main purpose of this investigation was to study the accuracy of determination of the proximity distance and epoch for stars that can come (in past or in future) close to the Sun and act as stellar perturbers of the long period comet motion. Our study is based on the best available data in the pre-Gaia era, mainly from the HIP2 (van Leeuwen 2011) and XHIP (Anderson & Francis 2012) catalogues. We used a numerical integration in the rectilinear, Galactocentric coordinates taking into account the full gravitational potential of the Galaxy in its modern shape (Irrgang et al. 2013). For the main purpose (the accuracy assessment) we utilised covariance

matrices of astrometric data which is included in the HIP2 catalogue. Each star was substituted by a swarm of 10 000 of its clones according to the respective covariance matrix and radial velocity dispersion. Then we used Principal Component Analysis to present the distribution of the swarm at the proximity epoch.

Limiting our self to the nominal proximity distance of 2 pc we formulated a list of 40 stellar close visitors and among them 10 stars were our independent new findings (three of them were independently pointed out by B-J). We analysed each case in detail and concluded that for more than 50 per cent of stars in our list the accuracy is good or very good because these stars are now close to their proximity epoch. We showed several examples of moderate accuracy for more distant (in space and in time) stars.

We also showed that the linear approximation method can lead to large errors in many cases, especially for more distant stars, where the curvature in their motion induced by a Galaxy gravity cannot be ignored.

We also concluded that for two stars (HIP 33369 and HIP 75311) the extremely large formal errors makes our proximity distance results completely unreliable. We suspect that the result for HIP 63721 is also erroneous due to its probably false parallax in the HIP2 catalogue. We also marked next five stars (HIP 14473, HIP 23415, HIP 26744, HIP 84263 and HIP 87052) as having unacceptably large estimated errors. The first of them might be an important perturber of the long period comets motion since its nominal proximity distance was as small as 0.22 pc about 3.78 Myr ago. The problem is that the proximity position uncertainty ($\Delta D = 7.84$) is unacceptably large due to the astrometry uncertainties.

We are convinced that the incoming advance in stellar astrometry caused by Gaia mission can significantly improve the accuracy of nearby stars passages close to the Sun. The most important part is the precision of proper motions and parallaxes, augmented with (mainly ground based) precise radial velocity measurements.

ACKNOWLEDGEMENTS

We would like to express our gratitude to Coryn Bailer-Jones for making available his nominal results and detailed discussion on the results. We also wish to thank Floor van Leeuwen for the detailed description how to obtain full covariance matrices from the HIP2 catalogue records. Many constructive comments from Małgorzata Królikowska allowed us to improve this manuscript. This research has made use of the SIMBAD database, operated at CDS, Strasbourg and of NASA's Astrophysics Data System.

References

- Anderson E., Francis C., 2012, *Astronomy Letters*, 38, 331
- Bailer-Jones C. A. L., 2014, ArXiv e-print arXiv:1412.3648
- Barbier-Brossat M., Petit M., Figon P., 1994, *A&A Suppl.*, 108, 603
- Bobylev V. V., 2010a, *Astronomy Letters*, 36, 220
- Bobylev V. V., 2010b, *Astronomy Letters*, 36, 816
- Dauphole B., Colin J., 1995, *A&A*, 300, 117
- Dauphole B., Colin J., Geffert M., Odenkirchen M., Tucholke H. J., 1996, in Blitz L., Teuben P., eds, *IAU Symp. 169: Unsolved Problems of the Milky Way Vol. 169, The Mass Distribution of the Milky Way Deduced from Globular Cluster Dynamics*. pp 697–702
- Dybczyński P. A., 2006, *A&A*, 449, 1233

- Dybczyński P. A., Kankiewicz P., 1999, in Svoreň J., Pittich E. M., eds, IAU Colloq. 173: Evolution and Source Regions of Asteroids and Comets Approaches of Stars to the Sun. Astron. Inst. Slovak Acad. Sci., Tatranská Lomnica, pp 345–352
- Dybczyński P. A., Królikowska M., 2011, MNRAS, 416, 51
- Dybczyński P. A., Królikowska M., 2015, MNRAS, 448, 588
- ESA 1997, The HIPPARCOS and TYCHO catalogues, ESA HIPPARCOS Space Astrometry Mission. ESA Publications Division, ESA SP Series vol no: 1200, Noordwijk, Netherlands
- Everhart E., 1985, in Carusi A., Valsecchi G. B., eds, IAU Colloq. 83: Dynamics of Comets: Their Origin and Evolution An Efficient Integrator that Uses Gauss-Radau Spacings. D.Reidel Publishing Company, pp 185–202
- Fabricius C., Makarov V. V., 2000, A&A Suppl., 144, 45
- Fouchard M., Rickman H., Froeschlé C., Valsecchi G. B., 2011, A&A, 535, A86
- García-Sánchez J., Preston R. A., Jones D. L., Weissman P. R., Lestrade J., Latham D. W., Stefanik R. P., 1999, AJ, 117, 1042
- García-Sánchez J., Weissman P. R., Preston R. A., Jones D. L., Lestrade J., Latham D. W., Stefanik R. P., Paredes J. M., 2001, A&A, 379, 634
- Gliese W., 1957, Astron. Rechen-Institut, Heidelberg, 89 Seiten, 8, 1
- Gontcharov G. A., 2006, Astronomy Letters, 32, 759
- Grenier S., Baylac M. O., Rolland L., Burnage R., Arenou F., Briot D., Delmas F., Dufloc M., Genty V., Gómez A. E., Halbwachs J. L., Marouard M., Oblak E., Sellier A., 1999, A&A, 137, 451
- Grenier S., Burnage R., Faraggiana R., Gerbaldi M., Delmas F., Gómez A. E., Sabas V., Sharif L., 1999, A&A, 135, 503
- Henry T. J., Jao W.-C., Subasavage J. P., Beaulieu T. D., Ianna P. A., Costa E., Méndez R. A., 2006, AJ, 132, 2360
- Høg E., Fabricius C., Makarov V. V., Bastian U., Schwekendiek P., Wicenc A., Urban S., Corbin T., Wycoff G., 2000, A&A, 357, 367
- Høg E., Fabricius C., Makarov V. V., Urban S., Corbin T., Wycoff G., Bastian U., Schwekendiek P., Wicenc A., 2000, A&A, 355, Hoogerwerf R., Blaauw A., 2000, A&A, 360, 391
- Irrgang A., Wilcox B., Tucker E., Schiefelbein L., 2013, Astronomy and Astrophysics, 549, A137
- Jahreiß H., Wielen R., 1997, in Bonnet R. M., Høg E., Bernacca P. L., Emiliani L., Blaauw A., Turon C., Kovalevsky J., Lindgren L., Hassan H., Bouffard M., Strim B., Heger D., Perryman M. A. C., Woltjer L., eds, Hipparcos - Venice '97 Vol. 402 of ESA Special Publication, The impact of HIPPARCOS on the Catalogue of Nearby Stars. The stellar luminosity function and local kinematics. pp 675–680
- Jiménez-Torres J. J., Pichardo B., Lake G., Throop H., 2011, MNRAS, 418, 1272
- Jolliffe I. T., 2002, Principal component analysis, 2nd ed.
- Joshi Y. C., 2007, MNRAS, 378, 768
- Królikowska M., 2014, A&A, 567, A126
- Królikowska M., Dybczyński P. A., 2010, MNRAS, 404, 1886
- Królikowska M., Dybczyński P. A., 2013, MNRAS, 435, 440
- Królikowska M., Dybczyński P. A., Sitarski G., 2012, A&A, 544, A119
- Liu J.-C., Zhu Z., Zhang H., 2011, Astronomy and Astrophysics, 526, A16
- Luck R. E., Andrievsky S. M., Kovtyukh V. V., Gieren W., Graczyk D., 2011, AJ, 142, 51
- Makover S. G., 1964, Byull. Inst. teor. Astron., 9, 525
- Matthews R. A. J., 1994, QJRAS, 35, 1
- Mülläri A. A., Orlov V. V., 1996, Earth Moon and Planets, 72, 19
- Nidever D. L., Marcy G. W., Butler R. P., Fischer D. A., Vogt S. S., 2002, A&A, 141, 503
- Nordström B., Mayor M., Andersen J., Holmberg J., Pont F., Jørgensen B. R., Olsen E. H., Udry S., Mowlavi N., 2004, A&A, 418, 989
- Oort J. H., 1950, Bull.Astron.Inst.Nether., 11, 91
- Perryman M. A. C., Lindgren L., Kovalevsky J., Hoeg E., Bastian U., Bernacca P. L., Crézé M., Donati F., Grenon M., van Leeuwen F., van der Marel H., Mignard F., Murray C. A., Poole R. S. L., Schrijver H., Turon C., Arenou F., Froeschlé M., Petersen C. S., 1997, A&A, 323,
- Reid I. N., Hawley S. L., Gizis J. E., 1995, AJ, 110, 1838
- Turon C., Gomez A., Crifo F., Creze M., Perryman M. A. C., Morin D., Arenou F., Nicolet B., Charetton M., Egret D., 1992, Astronomy and Astrophysics, 258, 74
- van Leeuwen F., ed. 2007a, Hipparcos, the New Reduction of the Raw Data Vol. 350 of Astrophysics and Space Science Library
- van Leeuwen F., 2007b, A&A, 474, 653
- van Leeuwen F., 2011, Space Science Review, 151, 209
- Wenger M., Ochsenbein F., Egret D., Dubois P., Bonnarel F., Borde S., Genova F., Jasniewicz G., Laloë S., Lesteven S., Monier R., 2000, A&A Supplement Series, 143, 9
- Wielen R., Dettbarn C., Jahreiß H., Lenhardt H., Schwan H., 1999, A&A, 346, 675
- Wielen R., Lenhardt H., Schwan H., Dettbarn C., 1999, A&A, 347, 1046
- Wielen R., Lenhardt H., Schwan H., Dettbarn C., 2001, A&A, 368, 298
- Wilson R. E., 1953, General Catalogue of Stellar Radial Velocities. Carnegie Institute, Washington D.C. Publication 601