

# Exclusive production of heavy charged Higgs boson pairs in the $pp \rightarrow ppH^+H^-$ reaction at the LHC and a future circular collider

Piotr Lebiedowicz<sup>\*</sup> and Antoni Szczurek<sup>b†</sup>

*Institute of Nuclear Physics PAN, PL-31-342 Kraków, Poland*

## Abstract

We calculate differential cross sections for exclusive production of heavy charged scalar, weakly interacting particles (charged Higgs bosons, charged technipions, etc.) via photon-photon exchanges in the  $pp \rightarrow ppH^+H^-$  reaction with exact  $2 \rightarrow 4$  kinematics. We present distributions in rapidities, transverse momenta, and correlations in azimuthal angles between the protons and between the charged Higgs bosons. As an example, the integrated cross section for  $\sqrt{s} = 14$  TeV (LHC) is about 0.1 fb and about 0.9 fb at the Future Circular Collider (FCC) for  $\sqrt{s} = 100$  TeV when assuming  $m_{H^\pm} = 150$  GeV. The results are compared with results obtained within standard equivalent-photon approximation known from the literature. We discuss the role of the Dirac and Pauli electromagnetic form factors of the proton. We have also performed first calculations of cross sections for the exclusive diffractive Khoze-Martin-Ryskin mechanism. We have estimated limits on the  $g_{hH^+H^-}$  coupling constant within two-Higgs doublet model based on recent experimental data from the LHC. The diffractive contribution is, however, much smaller than the  $\gamma\gamma$  one. The  $Z\gamma$ ,  $\gamma Z$ , and  $ZZ$  exchanges give even smaller contributions. Absorption corrections are calculated for the first time differentially for various distributions. In general, they lead to a damping of the cross section. The damping depends on the  $M_{H^+H^-}$  invariant mass and on  $t$  four-momentum transfers squared. In contrast to diffractive processes, the larger the collision energy, the smaller the effect of absorption. We discuss a possibility to measure the exclusive production of two charged Higgs bosons with the help of so-called “forward proton detectors” at the LHC experiments.

PACS numbers: 12.60.Fr, 13.85.-t, 14.80.Da

---

<sup>b</sup> Also at University of Rzeszów, PL-35-959 Rzeszów, Poland.

<sup>\*</sup> Piotr.Lebiedowicz@ifj.edu.pl

<sup>†</sup> Antoni.Szczurek@ifj.edu.pl

## I. INTRODUCTION

There are several reasons why exclusive reactions are interesting [1, 2]. One of them is the possibility to search for effects beyond the Standard Model (SM). The main advantage of exclusive reactions is that background contributions are strongly reduced compared to inclusive processes. A good example are searches for exclusive production of supersymmetric Higgs boson [3–5], anomalous boson couplings for  $\gamma\gamma \rightarrow W^+W^-$  [6–9] or for  $\gamma\gamma \rightarrow \gamma\gamma$  [10, 11]. So far these processes are usually studied in the so-called equivalent-photon approximation (EPA) (for a description of the method, see e.g. [12]). Within the Standard Model the cross section for the  $pp \rightarrow ppW^+W^-$  reaction is about 100 fb at  $\sqrt{s} = 14$  TeV [13]. Gluon-induced processes could also contribute to the exclusive production of  $W^+W^-$  [13] and  $W^\pm H^\mp$  [14] via quark loops.<sup>1</sup> The corresponding cross sections are rather small mainly due to suppression of Sudakov form factors and the gap survival factor. The exclusive reactions could be also used in searches for neutral technipion in the diphoton final state [15] or dilaton [16]. Here a precise prediction of the cross sections is not possible as the model parameters are still unknown.

Discovery of the heavy Higgs bosons of the Minimal Supersymmetric Standard Model (MSSM) [17–19] or more generic Two-Higgs Doublet Models (2HDMs) (see e.g. [20, 21]) poses a special challenge at future colliders. One of the international projects currently under consideration is the Future Circular Collider (FCC) [22]. The Higgs sector in both the MSSM and 2HDM contains five states: three neutral [two  $CP$ -even ( $h, H$ ) and one  $CP$ -odd ( $A$ )] and two charged ( $H^+, H^-$ ) Higgs bosons. In general, either  $h$  or  $H$  could correspond to the SM Higgs. The charged Higgs boson pair production in the  $\gamma\gamma \rightarrow H^+H^-$  mode was considered in [23–25]. In general, the higher-order corrections to the  $\gamma\gamma \rightarrow H^+H^-$  subprocess decrease the tree-level total cross section by about a few percent; see [26, 27]. Also the associated production  $\gamma\gamma \rightarrow H^\pm W^\mp$  was discussed in the literature [28]. For a more extensive discussion of charged Higgs boson production at the LHC and ILC, see [29].

There are also extensive phenomenological studies on charged Higgs boson(s) production at the LHC in the inclusive reactions via the partonic processes [30, 31]. If  $m_{H^\pm} < m_t - m_b$ , the charged Higgs boson can be produced in  $t \rightarrow bH^+$  and  $\bar{t} \rightarrow \bar{b}H^-$  decays from the parent production channel  $pp \rightarrow t\bar{t}$ , which would compete with the SM process  $t\bar{t} \rightarrow bW^+\bar{b}W^-$ . The dominant decay channels in this mass range are  $H^\pm \rightarrow \tau\nu_\tau$  and  $H^\pm \rightarrow c\bar{s}(\bar{c}s)$ . In the case of a heavy charged Higgs with  $m_{H^\pm} > m_t - m_b$ , there are three major mechanisms:

- (a) Associated production with a top quark via the partonic processes  $q\bar{q}, gg \rightarrow tbH^\pm$  [32–38] as well as through the gluon-bottom fusion  $gb \rightarrow tH^\pm$  [39–45]. The sequential decay  $H^+ \rightarrow t\bar{b}$  is known as a preferred channel. But signals in these processes appear together with large QCD backgrounds. The  $H^\pm \rightarrow W^\pm H/W^\pm A \rightarrow W^\pm b\bar{b}$  channels were analyzed in [46, 47]. In the latter paper, the  $W^\pm \tau\bar{\tau}$  decay channel was also considered. Recently, the  $H^\pm \rightarrow W^\pm(H_{obs} \rightarrow b\bar{b})$  decay channel for a SM-like Higgs was studied in [48, 49]. This decay channel can be particularly important when charged Higgs is produced through the  $pp \rightarrow tH^\pm$  processes.

---

<sup>1</sup> An attractive channel is the associated production of a charged Higgs boson with a  $W^\pm$  boson via  $\gamma\gamma$  fusion. Since there is no  $H^\pm W^\mp \gamma$  couplings the  $\gamma\gamma \rightarrow H^\pm W^\mp$  associated production process have no tree-level contribution in the 2HDM and in the MSSM and occurs only at one-loop level in the lowest order.

- (b) Associated production with a  $W^\pm$  boson through the  $q\bar{q}, gg \rightarrow H^\pm W^\mp$  subprocesses [50–60] and associated production of a charged Higgs boson with a  $CP$ -odd Higgs boson, i.e.  $q\bar{q} \rightarrow H^\pm A$ , was studied in [61, 62].
- (c) Charged Higgs boson pair production via  $q\bar{q}, gg \rightarrow H^+ H^-$  [63–66],  $b\bar{b} \rightarrow H^+ H^-$  [67] subprocesses or in association with bottom quark pairs  $q\bar{q}, gg \rightarrow b\bar{b} H^+ H^-$  [68, 69]. For more recent studies, see [70, 71].

The cross sections for the inclusive reactions strongly depend on the model parameters, such as  $\tan \beta \equiv v_2/v_1$ , the ratio of the vacuum expectation values of the two Higgs doublets, and others. A program on how to limit the relevant parameters, based on the collider searches and data from  $B$  factories, was presented, e.g., in [72]. Another important ingredient of the model is the mass of the charged Higgs boson. In the MSSM the relation between the masses of the charged Higgs boson and  $CP$ -odd Higgs boson in lowest order is given by  $m_{H^\pm}^2 = m_A^2 + m_{W^\pm}^2$  (for reviews and details, see, e.g. [17, 19]).

Several experimental searches already placed limitations on the mass of the charged Higgs bosons. There is a direct limit of  $m_{H^\pm} > 78.6$  GeV from the LEP searches [74] by its decays  $H^\pm \rightarrow \tau \nu_\tau$  and  $H^\pm \rightarrow c \bar{s} (\bar{c} s)$ . At hadron colliders, the search procedures for a charged Higgs boson differ in term of its mass range. At the Tevatron the searches were mainly focused on the low mass range  $m_{H^\pm} < m_t$  which can put a constraint to the 2HDM (as an example) on the small and large  $\tan \beta$  regions for a charged Higgs boson mass up to 160 GeV [75]. Recent searches at the LHC [76–82] provide new limitations on the model parameters. However, still a possible span of parameters is rather large. For example, in the latest searches ATLAS and CMS put limits on the product of branching fractions  $BR(t \rightarrow H^+ b) \times BR(H^+ \rightarrow \tau \nu_\tau)$ , but there are no model-independent limits on the  $H^\pm$  mass. The observed limits are reinterpreted in some MSSM scenarios, with mass limits around 140 – 160 GeV that depend somewhat on  $\tan \beta$ . But in other models such as type-I 2HDM, the limit may be weaker.

Other experimental bounds on the charged Higgs mass come from processes where the charged Higgs boson enters as a virtual particle, i.e. participates in loop diagrams. It is well known that in the type-II 2HDM, where the up- and down-type quarks and leptons couple to different doublets, the  $b \rightarrow s \gamma$  transitions imposes a strong constraint on the Higgs boson mass  $m_{H^\pm} \gtrsim 300$  GeV. In the type-I 2HDM, instead, all fermions couple to the same doublet and there is no such strong  $b$ -physics constraint (the MSSM is also less sensitive to radiative corrections). The flavor constraints on the Higgs sector are, however, typically model dependent. A detailed analysis of precision and flavor bounds in the 2HDM can be found, e.g., in [83].

In the present analysis we wish to concentrate on exclusive production of charged Higgs bosons in proton-proton collisions proceeding through exchange of two photons. In Fig. 1 we show basic diagrams contributing to the  $pp \rightarrow pp H^+ H^-$  reaction. The coupling of photons to protons is usually parametrized with the help of proton electromagnetic form factors:  $G_E$  (electric),  $G_M$  (magnetic) or equivalently  $F_1$  (Dirac),  $F_2$  (Pauli). We wish to discuss the dependence on the form factors of several differential distributions. In contrast to inclusive processes discussed above, the considered here exclusive reaction is free of the model parameter uncertainties, at least in the leading order, except of the mass of the charged Higgs bosons.

---

<sup>2</sup> This is particular to the MSSM in lowest order (is modified by one-loop radiative corrections [73]) and does not hold in 2HDMs or in, e.g., the Next-to-Minimal Supersymmetric Standard Model (NMSSM).

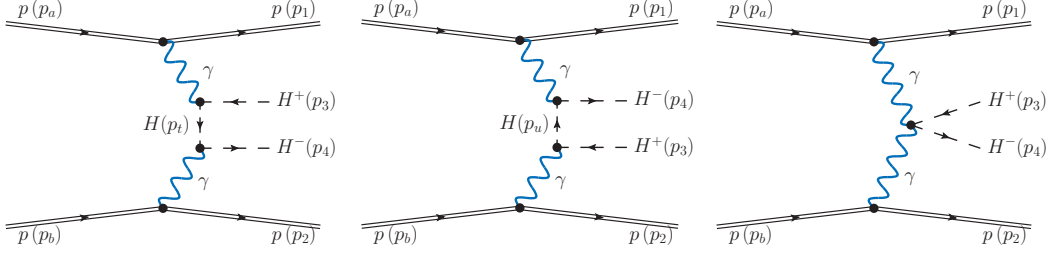


FIG. 1. Born diagrams for exclusive production of pairs of charged scalar particles via photon-photon exchanges.

Our paper is organized as follows. In Sec. II we discuss formalism of the  $pp \rightarrow ppH^+H^-$  reaction both in the equivalent-photon approximation (EPA) in the momentum space commonly used in the literature and in exact  $2 \rightarrow 4$  kinematics. In Sec. III we present numerical results for total and differential cross sections. In Sec. III A we compare results obtained in the exact  $2 \rightarrow 4$  calculation and those obtained in EPA. We present not only estimation of the total cross section but also several differential distributions important for planning potential future experimental searches. In addition, we discuss the role of absorption corrections commonly neglected for two-photon initiated processes. Finally, we also consider diffractive exclusive production of the  $H^+H^-$  bosons through an intermediate recently discovered Higgs boson. Diffractive contribution is discussed in Sec. III B.

## II. FORMALISM

We shall study exclusive production of  $H^+H^-$  in proton-proton collisions at high energies

$$p(p_a, \lambda_a) + p(p_b, \lambda_b) \rightarrow p(p_1, \lambda_1) + H^+(p_3) + H^-(p_4) + p(p_2, \lambda_2), \quad (2.1)$$

where  $p_{a,b}$ ,  $p_{1,2}$  and  $\lambda_{a,b}$ ,  $\lambda_{1,2} = \pm\frac{1}{2}$  denote the four-momenta and helicities of the protons, and  $p_{3,4}$  denote the four-momenta of the charged Higgs bosons, respectively. In the following we will calculate the contributions from the diagrams of Fig. 1.

### A. Equivalent-photon approximation

Similar processes are treated usually in the equivalent-photon approximation (EPA) in the momentum space, see e.g. [13, 15].<sup>3</sup> Only very few differential distributions can be obtained in the EPA approach. In this approximation, when neglecting photon transverse momenta, one can write the differential cross section as

$$\frac{d\sigma}{dy_3 dy_4 d^2p_{tH}} = \frac{1}{16\pi^2 \hat{s}^2} x_1 f(x_1) x_2 f(x_2) |\overline{\mathcal{M}}_{\gamma\gamma \rightarrow H^+H^-}|^2, \quad (2.2)$$

<sup>3</sup> An impact parameter EPA was considered recently in [84].

where  $\hat{s} = sx_1x_2$  and  $f(x)$ 's are an elastic fluxes of the equivalent photons (see e.g.[12]) as a function of longitudinal momentum fraction with respect to the parent proton defined by the kinematical variables of the charged Higgs bosons,

$$x_1 = \frac{m_{tH}}{\sqrt{s}}(e^{y_3} + e^{y_4}), \quad x_2 = \frac{m_{tH}}{\sqrt{s}}(e^{-y_3} + e^{-y_4}), \quad m_{tH} = \sqrt{|\vec{p}_{tH}|^2 + m_H^2} \quad (2.3)$$

with  $m_{tH}$  being transverse mass of the  $H^\pm$  boson(s). Above  $|\overline{\mathcal{M}}|^2$  is the  $\gamma\gamma \rightarrow H^+H^-$  amplitude squared averaged over the photon polarization states.

The photon flux  $f(x)$  is given by the formula [12]

$$f(x) = \frac{1}{x} \int_{Q_{min}^2}^{Q_{max}^2} \frac{\alpha_{em}}{\pi} \frac{dQ^2}{Q^2} \left[ (1-x) \left( 1 - \frac{Q_{min}^2}{Q^2} \right) D(Q^2) + \frac{x^2}{2} C(Q^2) \right], \quad (2.4)$$

where the spacelike momentum transfer squared  $Q^2 \equiv -q^2 = -t \geq 0$ <sup>4</sup> and the photon minimal virtuality allowed by kinematics  $Q_{min}^2 = x^2 m_p^2 (1-x)^{-1}$ . The coefficient functions  $C$  and  $D$  are determined by the electric and magnetic form factors of the proton:

$$C(Q^2) \equiv G_M^2(Q^2), \quad D(Q^2) \equiv \left( 4m_p^2 G_E^2(Q^2) + Q^2 G_M^2(Q^2) \right) \left( 4m_p^2 + Q^2 \right)^{-1}, \quad (2.5)$$

where the  $G_E$  and  $G_M$  form factors are related to Dirac ( $F_1$ ) and Pauli ( $F_2$ ) form factors by

$$G_E(Q^2) \equiv F_1(Q^2) - \frac{Q^2}{4m_p^2} F_2(Q^2), \quad G_M(Q^2) \equiv F_1(Q^2) + F_2(Q^2). \quad (2.6)$$

Using the standard dipole parametrizations of the Sachs form factors (see, for instance, chapter 2 in [86])

$$G_E(Q^2) = G_D(Q^2), \quad G_M(Q^2) = \frac{\mu_p}{\mu_N} G_D(Q^2), \quad (2.7)$$

$$G_D(Q^2) = \left( 1 + \frac{Q^2}{m_D^2} \right)^{-2}, \quad m_D^2 = 0.71 \text{ GeV}^2, \quad (2.8)$$

where  $G_D$  is the so-called dipole form factor,  $\frac{\mu_p}{\mu_N} = 2.7928$ ,  $\mu_p$  and  $\mu_N$  are the anomalous proton magnetic moment and the nuclear magneton, respectively, we obtain

$$F_1(Q^2) = \left( 1 + \frac{Q^2}{4m_p^2} \frac{\mu_p}{\mu_N} \right) \left( 1 + \frac{Q^2}{4m_p^2} \right)^{-1} G_D(Q^2), \quad (2.9)$$

$$F_2(Q^2) = \left( \frac{\mu_p}{\mu_N} - 1 \right) \left( 1 + \frac{Q^2}{4m_p^2} \right)^{-1} G_D(Q^2). \quad (2.10)$$

We shall use the parametrizations in the following analysis.

---

<sup>4</sup> Here we discuss the collinear EPA approach, that is, the photon transverse momenta  $\vec{q}_t = \vec{0}$ . An approach including transverse momenta of photons was discussed recently in [85].

## B. Exact kinematics

In the present studies we perform, for the first time, exact calculations for the considered exclusive  $2 \rightarrow 4$  process (2.1). In general, the cross section can be written as

$$d\sigma = \frac{(2\pi)^4}{2s} |\overline{\mathcal{M}}_{pp \rightarrow ppH^+H^-}|^2 \frac{d^3p_1}{(2\pi^3)2E_1} \frac{d^3p_2}{(2\pi^3)2E_2} \frac{d^3p_3}{(2\pi^3)2E_3} \frac{d^3p_4}{(2\pi^3)2E_4} \times \delta^4(E_a + E_b - p_1 - p_2 - p_3 - p_4), \quad (2.11)$$

where energy and momentum conservations have been made explicit. The formula is written in the overall center-of-mass frame. Above  $|\overline{\mathcal{M}}|^2$  is the  $2 \rightarrow 4$  amplitude squared averaged over initial and summed over final proton polarization states. The kinematic variables for the reaction (2.1) are

$$s = (p_a + p_b)^2, \quad s_{34} = M_{H^+H^-}^2 = (p_3 + p_4)^2, \\ t_1 = q_1^2, \quad t_2 = q_2^2, \quad q_1 = p_a - p_1, \quad q_2 = p_b - p_2. \quad (2.12)$$

Our calculations have been done using the VEGAS routine [87] and checked on an eight-dimensional grid<sup>5</sup>. The phase space integration variables are taken the same as in Ref.[88], except that proton transverse momenta  $p_{1t}$  and  $p_{2t}$  are replaced by  $\xi_1 = \log_{10}(p_{1t}/p_{0t})$  and  $\xi_2 = \log_{10}(p_{2t}/p_{0t})$ , respectively, where  $p_{0t} = 1$  GeV. The main ingredients of the model are the amplitudes for the exclusive process.

The Born amplitudes for the process (2.1) are calculated as

$$\mathcal{M}_{\lambda_a \lambda_b \rightarrow \lambda_1 \lambda_2 H^+ H^-}^{\text{Born}}(t_1, t_2) = V_{\lambda_a \rightarrow \lambda_1}^{\mu_1}(t_1) D_{\mu_1 \nu_1}(t_1) V_{\gamma \gamma \rightarrow H^+ H^-}^{\nu_1 \nu_2} D_{\nu_2 \mu_2}(t_2) V_{\lambda_b \rightarrow \lambda_2}^{\mu_2}(t_2), \quad (2.13)$$

where  $D_{\mu\nu}(t) = -ig_{\mu\nu}/t$  is the photon propagator. Using the Gordon decomposition the  $\gamma pp$  vertex takes the form

$$V_{\lambda \rightarrow \lambda'}^{(\gamma pp)\mu}(t) = e \bar{u}(p', \lambda') \left( \gamma^\mu F_1(t) + \frac{i}{2m_p} \sigma^{\mu\nu} (p' - p)_\nu F_2(t) \right) u(p, \lambda) \\ = e \bar{u}(p', \lambda') \left( (F_1(t) + F_2(t)) \gamma^\mu - \frac{1}{2m_p} (p' + p)^\mu F_2(t) \right) u(p, \lambda), \quad (2.14)$$

where  $u(p, \lambda)$  is a Dirac spinor and  $p, \lambda$  and  $p', \lambda'$  are initial and final four-momenta and helicities of the protons, respectively.

In the high-energy approximation, at not too large  $|t|$ ,<sup>6</sup> one gets the simple formula

$$V_{\lambda \rightarrow \lambda'}^{(\gamma pp)\mu}(t) \simeq e \left( \frac{\sqrt{-t}}{2m_p} \right)^{|\lambda' - \lambda|} F_i(t) (p' + p)^\mu, \quad (2.15)$$

which is very convenient for the discussion of the proton spin-conserving and the proton spin-flipping components separately. It is easy to see that in the approximation [see Eq. (2.15)] the cross section contains only terms proportional to  $F_i^2(t_1) F_j^2(t_2)$  and no mixed

<sup>5</sup> The details on how to conveniently reduce the number of kinematic integration variables are discussed in [88].

<sup>6</sup> We show how good the approximation is in Figs. 9, 10, 12, 13.

terms proportional to  $F_1^2(t_1)F_1(t_2)F_2(t_2)$ , etc. In exact calculations [with spinors of protons, see Eq. (2.14)], there is a small contribution of the mixed terms. This will be discussed when presenting our results.

The tensorial vertex in Eq. (2.13) for the  $\gamma\gamma \rightarrow H^+H^-$  subprocess is a sum of three-level amplitudes corresponding to  $t$ ,  $u$  and contact diagrams of Fig. 1, respectively,

$$\begin{aligned} V_{\gamma\gamma \rightarrow H^+H^-}^{\nu_1\nu_2} &= V_t^{\nu_1\nu_2} + V_u^{\nu_1\nu_2} + V_c^{\nu_1\nu_2} \\ &= ie^2 \frac{1}{p_t^2 - m_H^2} (q_2 - p_4 + p_3)^{\nu_1} (q_2 - 2p_4)^{\nu_2} \\ &\quad + ie^2 \frac{1}{p_u^2 - m_H^2} (q_1 - 2p_4)^{\nu_1} (q_1 - p_4 + p_3)^{\nu_2} - 2ie^2 g^{\nu_1\nu_2}, \end{aligned} \quad (2.16)$$

where  $p_t^2 = (q_2 - p_4)^2 = (q_1 - p_3)^2$  and  $p_u^2 = (q_1 - p_4)^2 = (q_2 - p_3)^2$ . There are strong cancellations between the three contributions.

A complete calculation for exclusive  $H^+H^-$  production in  $pp$  collisions, in addition to the  $\gamma\gamma$  exchange, must take into account more diagrams than those of Fig. 1. We can have the  $\gamma Z$ ,  $Z\gamma$ , and  $ZZ$  exchanges. The corresponding amplitudes can be obtained by substitution of the photon propagator and the  $\gamma pp$  vertex [see (2.13) and (2.14)] by the  $Z$  boson propagator and the  $Zpp$  vertex [89],

$$V_{\lambda \rightarrow \lambda'}^{(Zpp)\mu}(t) = \frac{e}{s_W c_W} \bar{u}(p', \lambda') \left( \gamma^\mu F_1^{NC}(t) + \frac{i}{2m_p} \sigma^{\mu\nu} (p' - p)_\nu F_2^{NC}(t) + \gamma^\mu \gamma_5 G_A^{NC}(t) \right) u(p, \lambda), \quad (2.17)$$

where we use the shorthand notation  $c_W \equiv \cos \theta_W$ ,  $s_W \equiv \sin \theta_W$ ,  $\theta_W$  is the Weinberg mixing angle. The  $\gamma H^+H^-$  and  $\gamma\gamma H^+H^-$  coupling constants in (2.16) read:

$$\begin{aligned} g_{ZH^+H^-} &= \frac{ie}{2c_W s_W} (c_W^2 - s_W^2), \\ g_{\gamma ZH^+H^-} &= \frac{ie^2}{c_W s_W} (c_W^2 - s_W^2), \\ g_{ZZH^+H^-} &= \frac{ie^2}{2c_W^2 s_W^2} (c_W^2 - s_W^2)^2. \end{aligned} \quad (2.18)$$

The neutral current form factors appearing in (2.17) related to the vector part can be related to electromagnetic form factors [see (2.9) and (2.10),  $F_{1,2}(t) \equiv F_{1,2}^p(t)$ ],

$$F_{1,2}^{NC}(t) = \frac{1}{2} \left( F_{1,2}^p(t) - F_{1,2}^n(t) \right) - 2s_W^2 F_{1,2}^p(t) - \frac{1}{2} F_{1,2}^s(t), \quad (2.19)$$

where  $|F_1^n(t)| \ll |F_1^p(t)|$  for small  $|t|$ . The form factor related to axial-vector neutral current is related to the familiar charge current axial-vector form factor:

$$G_A^{NC}(t) = \frac{1}{2} G_A(t) - \frac{1}{2} G_A^s(t). \quad (2.20)$$

Since the strangeness form factors  $F_{1,2}^s$  and  $G_A^s$  are poorly known and small in the following we shall neglect them.

### C. Absorption corrections

The absorptive corrections to the Born amplitude (2.13) are added to give the full physical amplitude for the  $pp \rightarrow ppH^+H^-$  reaction:

$$\mathcal{M}_{pp \rightarrow ppH^+H^-} = \mathcal{M}_{pp \rightarrow ppH^+H^-}^{\text{Born}} + \mathcal{M}_{pp \rightarrow ppH^+H^-}^{\text{absorption}}. \quad (2.21)$$

Here (and above) we have for simplicity omitted the dependence of the amplitude on kinematic variables.

The amplitude including  $pp$ -rescattering corrections between the initial- and final-state protons in the four-body reaction discussed here can be written as

$$\begin{aligned} \mathcal{M}_{\lambda_a \lambda_b \rightarrow \lambda_1 \lambda_2 H^+ H^-}^{\text{absorption}}(s, \mathbf{p}_{1t}, \mathbf{p}_{2t}) &= \frac{i}{8\pi^2 s} \int d^2 \mathbf{k}_t \mathcal{M}_{\lambda_a \lambda_b \rightarrow \lambda'_a \lambda'_b}(s, -\mathbf{k}_t^2) \\ &\times \mathcal{M}_{\lambda'_a \lambda'_b \rightarrow \lambda_1 \lambda_2 H^+ H^-}^{\text{Born}}(s, \tilde{\mathbf{p}}_{1t}, \tilde{\mathbf{p}}_{2t}), \end{aligned} \quad (2.22)$$

where  $\tilde{\mathbf{p}}_{1t} = \mathbf{p}_{1t} - \mathbf{k}_t$  and  $\tilde{\mathbf{p}}_{2t} = \mathbf{p}_{2t} + \mathbf{k}_t$ . Here, in the overall center-of-mass system,  $\mathbf{p}_{1t}$  and  $\mathbf{p}_{2t}$  are the transverse components of the momenta of the final-state protons and  $\mathbf{k}_t$  is the transverse momentum carried by additional pomeron exchange.  $\mathcal{M}_{pp \rightarrow pp}(s, -\mathbf{k}_t^2)$  is the elastic  $pp$ -scattering amplitude for large  $s$  and with the momentum transfer  $t = -\mathbf{k}_t^2$ . Here we assume  $s$ -channel helicity conservation and the exponential functional form of form factors in the pomeron-proton-proton vertices.

We shall show results in the Born approximation as well as include the absorption corrections on the amplitude level. This allows us to study the absorption effects differentially in any kinematical variable chosen, which has, so far, never been done for two-photon induced (sub)processes.

## III. RESULTS

### A. Electromagnetic process

In this section we shall present results of our calculations for the  $pp \rightarrow ppH^+H^-$  reaction (2.1) calculating from the diagrams of Fig. 1. Let us start our presentation by presenting the total cross section for  $\sqrt{s} = 14$  TeV (LHC) and  $\sqrt{s} = 100$  TeV (FCC) and for various charged Higgs mass values. In Table I we show cross sections in fb without and with (results in the parentheses) the  $pp$ -rescattering corrections. The smaller the values of  $m_{H^\pm}$ , the larger are those of cross section<sup>7</sup>. The values of the gap survival factor  $\langle S^2 \rangle$  for different masses of  $H^\pm$  bosons  $m_{H^\pm} = 150, 300, 500$  GeV are, respectively, 0.77, 0.67, 0.57 for  $\sqrt{s} = 14$  TeV (LHC) and 0.89, 0.86, 0.82 for  $\sqrt{s} = 100$  TeV (FCC). In contrast to diffractive processes, the larger the collision energy, the smaller the effect of absorption. We have checked numerically that the cross section contributions with the  $\gamma Z$ ,  $Z\gamma$ , and  $ZZ$  exchanges are very small compared to the  $\gamma\gamma$  contribution and will be not presented explicitly in this paper.

<sup>7</sup> We wish to note on the margin that the cross section for pair production for doubly charged (Higgs) bosons, e.g.  $H^{++}H^{--}$ , would be 16 times larger [90–92] in the leading-order approximation considered here. The doubly charged Higgs bosons are expected in models that contain a Higgs boson triplet field.



$m_{H^\pm}$ (GeV)	150	300	500
$\sigma_{LHC}$ (fb)	0.1474 (0.1132)	0.0119 (0.0080)	0.0014 (0.0008)
$\sigma_{FCC}$ (fb)	1.0350 (0.9236)	0.1470 (0.1258)	0.0303 (0.0249)

TABLE I. Cross sections in fb for the  $pp \rightarrow ppH^+H^-$  reaction through photon-photon exchanges without and with (results in the parentheses) the absorption corrections for two center-of-mass energies  $\sqrt{s} = 14$  TeV (LHC) and  $\sqrt{s} = 100$  TeV (FCC) and various charged Higgs bosons mass values. The calculations was performed for exact  $2 \rightarrow 4$  kinematics and with the amplitudes in the high-energy approximation, see Eq. (2.15).

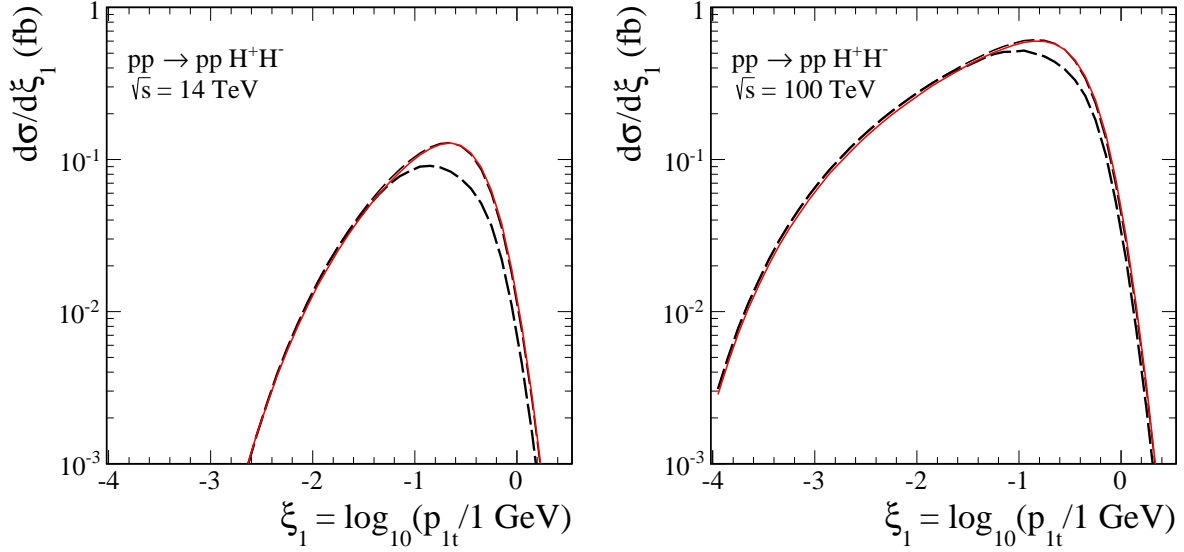


FIG. 2. Distribution in the auxiliary variables  $\xi_1$  or  $\xi_2$  at  $\sqrt{s} = 14$  TeV (left panel) and 100 TeV (right panel). The online red solid lines represent the calculation of exact amplitude (including spinors of protons). The black upper and lower long-dashed lines correspond to calculations in the high-energy approximation (2.15) without and with the absorption corrections, respectively.

In Fig. 2 we show a distribution in an auxiliary integration variable(s)  $\xi_{1/2} = \log_{10}(p_{1/2t}/1 \text{ GeV})$ . If protons are measured, the distributions in Fig. 2 can be measured too. Here and in the following, we discuss the differential distributions for one selected mass of  $H^\pm$ . For example, we shall assume  $m_{H^\pm} = 150$  GeV, which is rather a lower limit for the charged Higgs bosons. The general features of the differential distribution for heavier masses are, however, similar. We compare results without (the upper long-dashed lines) and with (the lower long-dashed lines) absorption corrections due to the  $pp$  interactions.

The rapidity distribution for the charged Higgs bosons is shown in Fig. 3. The larger center-of-mass energy the broader the rapidity distributions.

In Fig. 4 we show invariant mass distribution of the  $H^+H^-$  subsystem in a broad range of the invariant masses. We compare results for the exact kinematics and for the EPA calculations. Please note that for the EPA, the invariant mass of the diHiggs system is given by  $M_{H^+H^-} \approx sx_1x_2$ .

In Fig. 5 we show decomposition into helicity components of the cross section in the two-Higgs invariant mass and in the rapidity of one of the charged Higgs bosons. Here

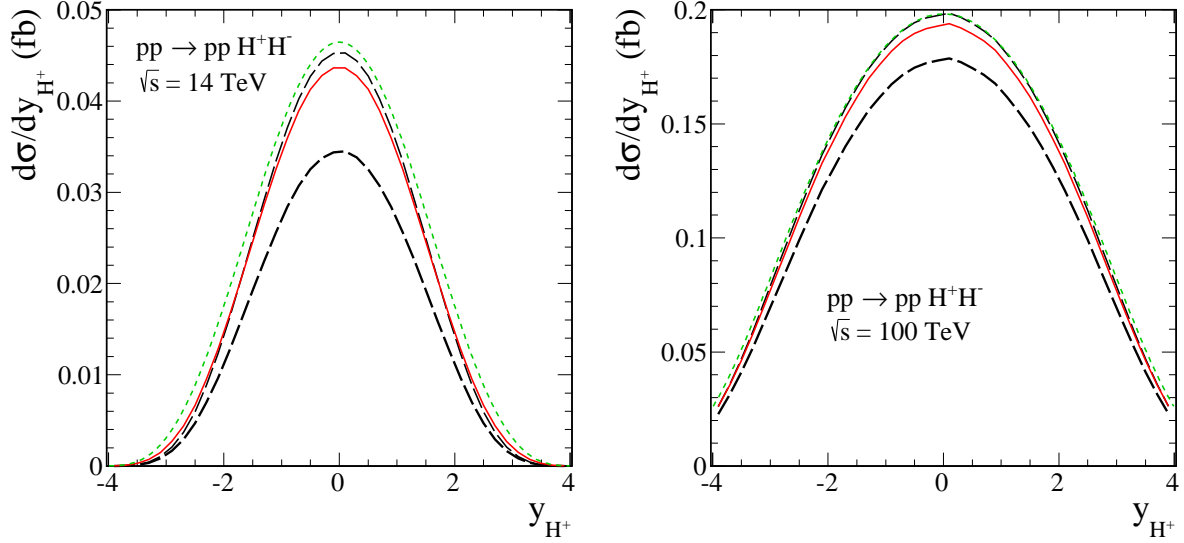


FIG. 3. Rapidity distribution of charged (Higgs) bosons at  $\sqrt{s} = 14$  TeV (left panel) and 100 TeV (right panel). The meaning of the lines is the same as in Fig. 2. The short-dashed (online green) lines represent results of EPA.

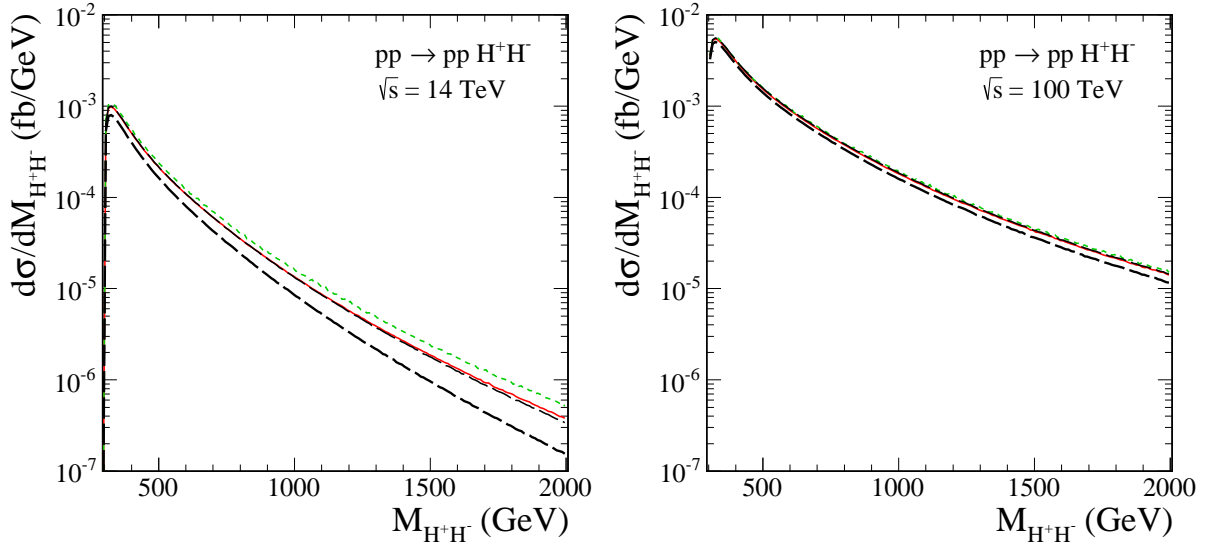


FIG. 4. DiHiggs boson invariant mass distributions at  $\sqrt{s} = 14$  TeV (left panel) and 100 TeV (right panel). The meaning of the lines is the same as in Fig. 2. The short-dashed (online green) lines represent results of EPA.

we use the formula (2.15) for the  $\gamma pp$  vertex which is very convenient for the discussion of the proton spin-conserving (the Dirac form factor (2.9) only) and the proton spin-flipping (the Pauli form factor (2.10) only) components separately.

In Fig. 6 we show the dependence of absorption on  $M_{H^+H^-}$ . This is quantified by the

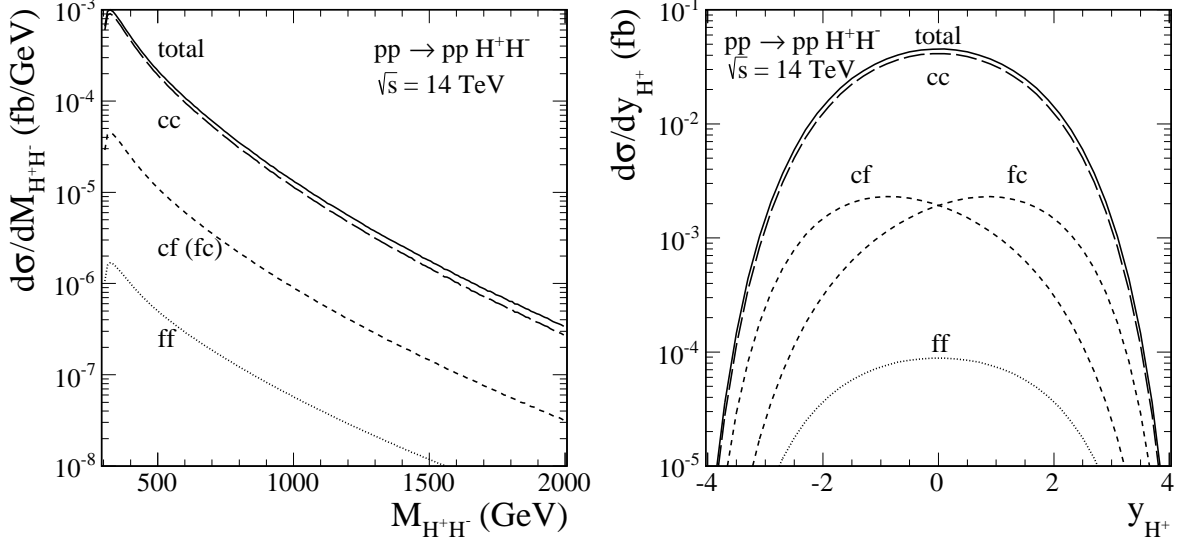


FIG. 5. DiHiggs boson invariant mass (left panel) and Higgs boson rapidity (right panel) distributions for  $\sqrt{s} = 14$  TeV in the Born approximation and for the amplitudes given by Eq. (2.15). The double spin-conserving contribution (cc) is shown by the long-dashed line, the double spin-flipping contribution (ff) by the dotted line, and the mixed contributions (cf) and (fc) by the dashed lines. The solid line represents the sum of all the contributions and corresponds to the upper long-dashed lines in Figs. 3 and 4 (left panels).

ratio of full (with the absorption corrections) and Born differential cross sections

$$\langle S^2(M_{H^+H^-}) \rangle = \frac{d\sigma^{\text{Born} + \text{absorption}}/dM_{H^+H^-}}{d\sigma^{\text{Born}}/dM_{H^+H^-}}. \quad (3.1)$$

The absorption effects due to the  $pp$  interaction lead to large damping of the cross section at the LHC and relatively small reduction of the cross section at the FCC. This result must be contrasted with typical diffractive exclusive processes where the role of absorption effects gradually increases with the collision energy.

In Fig. 7 we show the ratio of the cross section for all  $(F_1, F_2)$  terms included in the amplitude to that for  $F_1$  terms only both for the exact  $2 \rightarrow 4$  kinematics and for the EPA calculations. Here for consistency we have neglected the interference effect between the electromagnetic form factors in the EPA approach. At large invariant masses of  $M_{H^+H^-}$  the ratio for exact calculation is much smaller than that for EPA. This suggests that EPA overestimates the spin-flipping contributions.

Let us discuss now a subtle effect of the interference of terms proportional to  $F_1$  and  $F_2$ . To quantify the effect, let us define the following quantities:

$$d\sigma^{\text{incoh}} = d\sigma(F_1; F_1) + d\sigma(F_1; F_2) + d\sigma(F_2; F_1) + d\sigma(F_2; F_2), \quad (3.2)$$

$$d\sigma^{\text{coh}} = d\sigma(F_1, F_2; F_1, F_2), \quad (3.3)$$

where  $d\sigma(F_i; F_j)$  means the cross section when, at one proton line, only the  $F_i$  term is taken into account and, at the second proton line, only the  $F_j$  term is taken into account.  $d\sigma^{\text{coh}}$  represents the cross section where all terms are coherently included. In Fig. 8 we

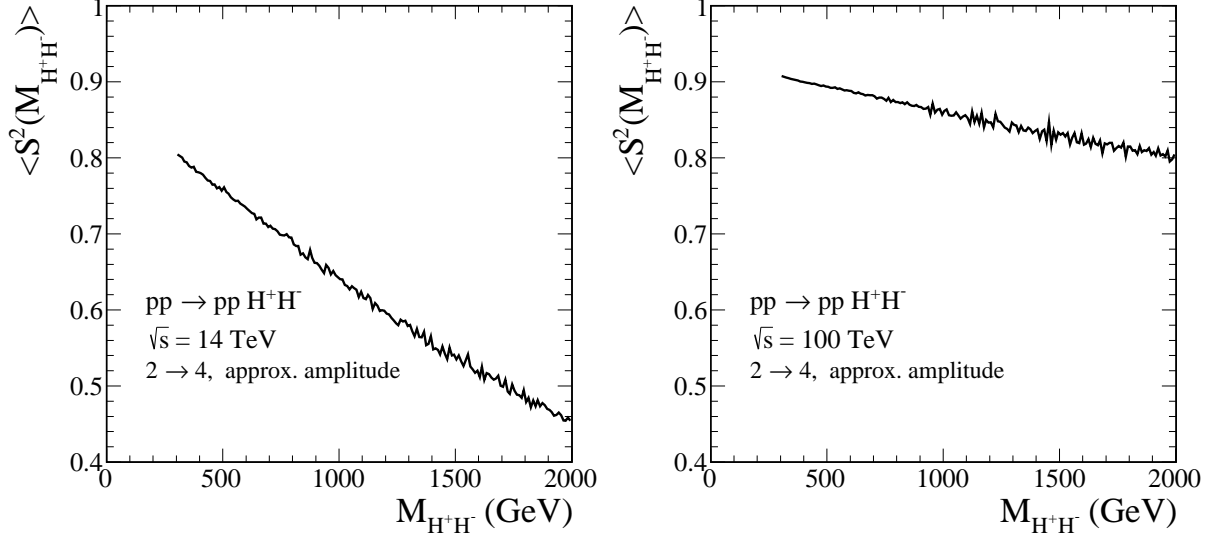


FIG. 6. The dependence of the gap survival factor due to  $pp$  interactions on  $M_{H^+H^-}$  for exact  $2 \rightarrow 4$  kinematics at  $\sqrt{s} = 14$  TeV (left panel) and 100 TeV (right panel). This is quantified by the ratio of full (including absorption) and Born differential cross sections  $\langle S^2(M_{H^+H^-}) \rangle$  (3.1).

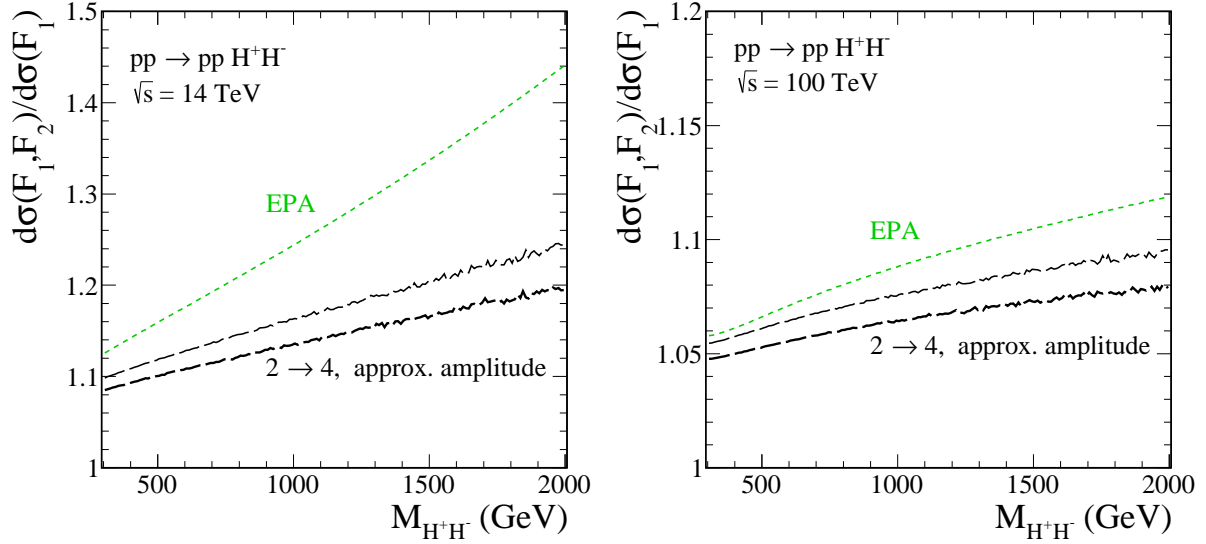


FIG. 7. Ratio of the cross section when all  $(F_1, F_2)$  terms are included to that with  $F_1$  terms only for exact  $2 \rightarrow 4$  kinematics (black long-dashed lines) and EPA (online green short-dashed lines) calculations at  $\sqrt{s} = 14$  TeV (left panel) and  $\sqrt{s} = 100$  TeV (right panel). The lowest long-dashed lines represent results with the absorption corrections.

show the relative corrections  $((d\sigma^{coh} - d\sigma^{incoh})/d\sigma^{coh})$  coming from the interference effect between different terms in the amplitude. We see from Fig. 8 that for  $M_{H^+H^-} = 2$  TeV the total cross section from the calculation using exact amplitude (including spinors of protons) is modified by  $\approx 10\%$  at  $\sqrt{s} = 14$  TeV, while at  $\sqrt{s} = 100$  TeV only by  $\approx 1\%$ . The smallness of the effect causes the effect of the fluctuations in our Monte Carlo approach.

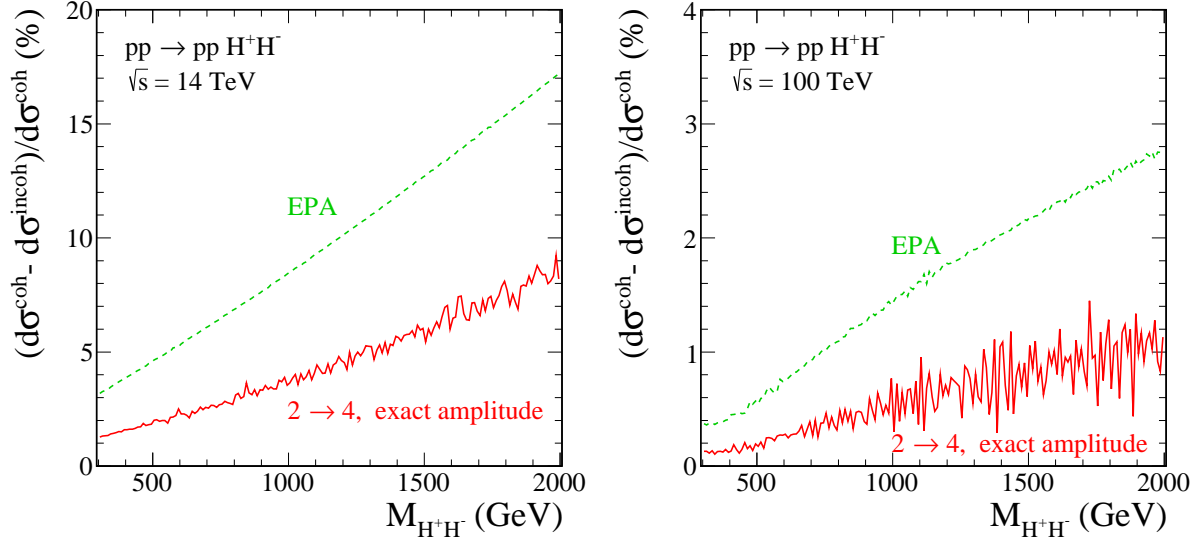


FIG. 8. The relative corrections in percent as a function of  $M_{H^+H^-}$  for exact Born amplitude including spinors of protons (online red solid lines) and for EPA (online green short-dashed lines) calculations at  $\sqrt{s} = 14$  TeV (left panel) and 100 TeV (right panel).

The relative corrections for the EPA approach are somewhat larger.

In Fig. 9 we present distributions in charged Higgs boson transverse momentum  $p_{t,H}$ , i.e.,  $p_{t,H^+}$  or  $p_{t,H^-}$ . While at low (Higgs) boson transverse momenta the EPA result is very similar to our exact result for all spin components, some deviations can be observed at larger transverse momenta. This is consistent with the similar comparison for the distributions in invariant mass (for the process under consideration large transverse momenta are related to large invariant masses).

If forward/backward protons are measured, then distributions in four-momentum transfers squared ( $t = t_1$  or  $t_2$ ) can be obtained and relevant distributions shown in Fig. 10 can be constructed. The absorption effects due to the  $pp$  interactions are stronger for large values of  $|t|$ .

In Fig. 11 we show a decomposition of the cross section into helicity components as a function of momentum transfer(s) squared. The proton spin-conserving contribution related to the Dirac form factor(s) clearly dominates at very small  $|t_1|$  or  $|t_2|$ . At larger  $|t|$  the proton spin-flipping contribution related to the Pauli form factor(s) becomes important as well. The double spin-flipping contribution (ff) vanishes at  $|t_1| = |t_2| = 0$ , while the mixed contributions (fc) and (cf) vanish at  $|t_1| = 0$  and  $|t_2| = 0$ , respectively.

Let us consider now azimuthal correlations between outgoing particles. In Fig. 12 we show correlations between outgoing protons. We emphasize the dip at  $\phi_{pp} = \pi/2$  which is a consequence of the couplings involved in calculating the  $\gamma\gamma \rightarrow H^+H^-$  matrix element(s).

The correlation between outgoing Higgs bosons is shown in Fig. 13. The bosons are produced preferentially back-to-back which can be understood given small transverse momenta of virtual photons compared to transverse momenta of the Higgs bosons.

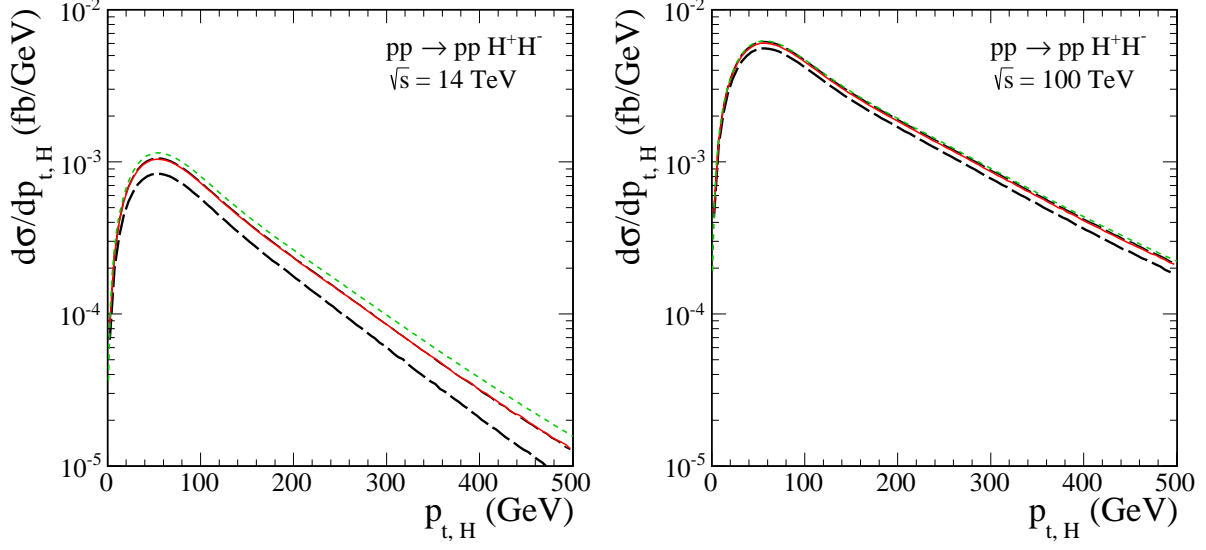


FIG. 9. The distributions in the Higgs boson transverse momentum at  $\sqrt{s} = 14$  TeV (left panel) and 100 TeV (right panel). The meaning of the lines is the same as in Fig. 2. The online green short-dashed lines represent results of EPA.

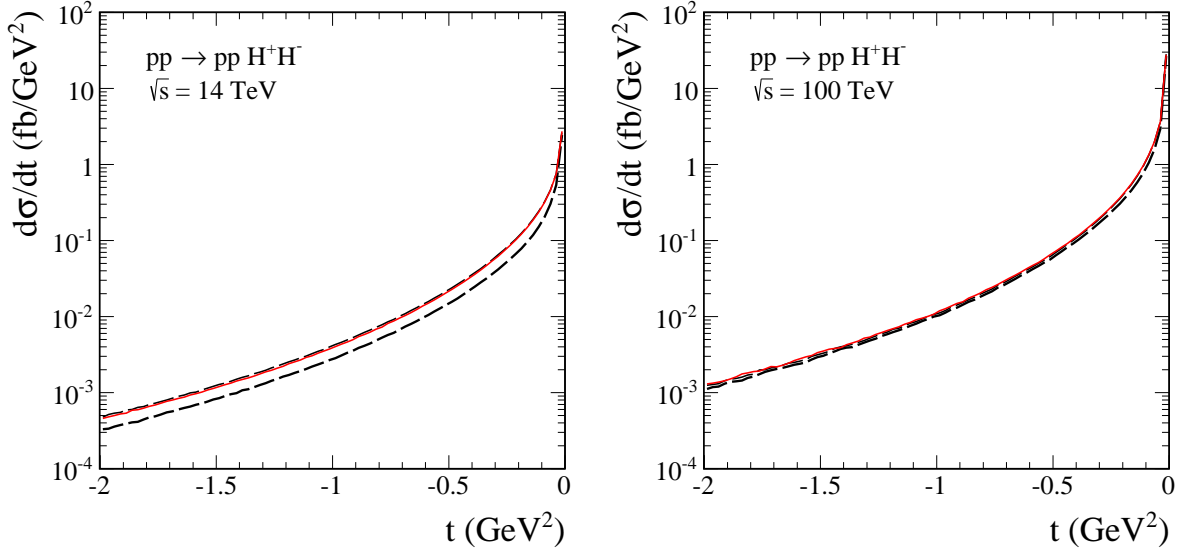


FIG. 10. Distribution in momentum transfer(s) squared ( $t_1$  or  $t_2$ ) at  $\sqrt{s} = 14$  TeV (left panel) and 100 TeV (right panel). The meaning of the lines is the same as in Fig. 2.

## B. Diffractive process

So far we have considered a purely electromagnetic process, the contribution of which is model independent. The corresponding cross section turned out to be rather low. Therefore, one could worry whether other processes might not give a sizeable contribution, comparable to the photon-photon exchanges. One such candidate is the diffractive mechanism discussed, e.g., in the context of exclusive Higgs boson production [93–96].

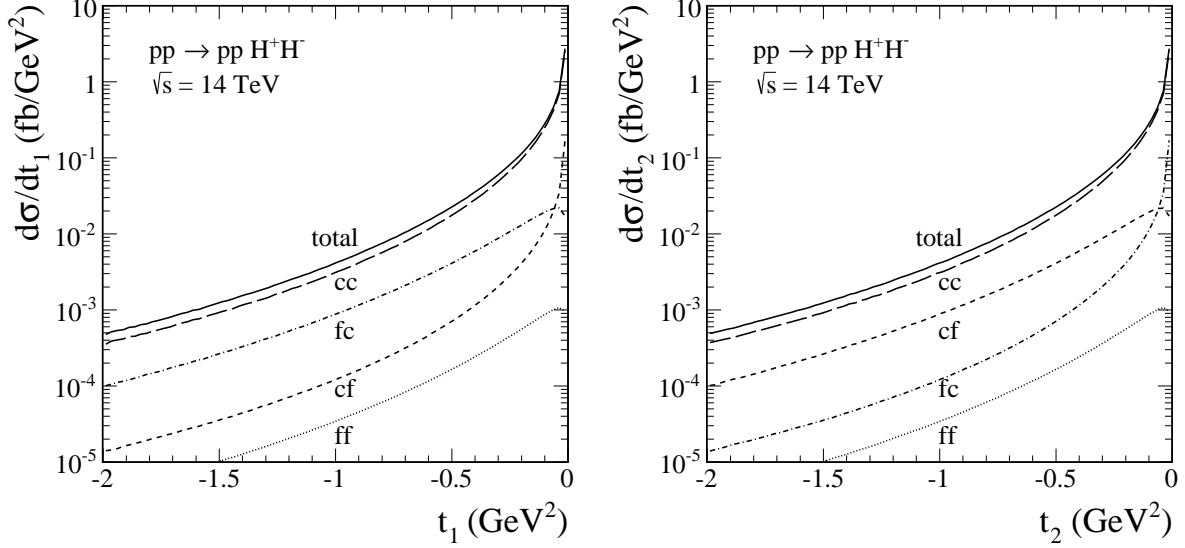


FIG. 11. Distributions in momentum transfer squared  $t_1$  (left panel) and  $t_2$  (right panel) at  $\sqrt{s} = 14$  TeV in the Born approximation and for the amplitudes given by Eq. (2.15). The double spin-conserving contribution (cc) is shown by the long-dashed line, the double spin-flipping contribution (ff) by the dotted line, and the mixed contributions (cf) and (fc) by the dashed and dot-dashed line, respectively. The solid line represents the sum of all the contributions and corresponds to the upper long-dashed line in Fig. 10.

In the present case the mechanism shown in Fig. 14 seems an important candidate. The  $g^*g^* \rightarrow H^+H^-$  hard subprocess amplitude through the  $t$ -loop and  $s$ -channel SM Higgs boson ( $h^0$ ) is given by

$$V_{g^*g^* \rightarrow H^+H^-} = V_{gg \rightarrow h} \frac{i}{s_{34} - m_h^2 + im_h \Gamma_h} g_{hH^+H^-} \quad (3.4)$$

and enters into  $\mathcal{M}_{pp \rightarrow ppH^+H^-}$  invariant  $2 \rightarrow 4$  amplitude for the diffractive process as in [13, 96]. The triple-Higgs coupling constant  $g_{hH^+H^-}$  is, of course, model dependent. In the MSSM model it depends only on the parameters  $\alpha$  and  $\beta$ . In the general 2HDM it depends also on other parameters such as the Higgs potential  $\lambda$ -parameters or masses of Higgs bosons. How the coupling constant depends on parameters of 2HDM was discussed, e.g., in [97–100]. In Fig. 15 we show as an example the coupling as a function of  $\tan \beta$  and  $\alpha - \beta$  for MSSM (left panel) and 2HDM (right panel). In the latter case we have used a relation given in Ref. [99] while the formula for the MSSM can be found e.g. [17]. The  $g_{hH^+H^-}$  coupling constant in the MSSM case does not exceed 50 GeV (to be compared e.g. to  $g_{hhh} \approx 194$  GeV in the Standard Model). The coupling constant in the case of 2HDM can be, in general, very large. Recent data obtained at the LHC in the last three years put stringent constraints on  $\alpha$  and  $\beta$  as well as on masses of the, thus far, unobserved Higgs bosons (some examples of such analyses can be found in [83, 100, 101]). The LHC experimental data allow for two regions in the  $[\tan \beta, (\beta - \alpha)]$  plane [83, 100, 102]. One of them  $\beta - \alpha \approx \pi/2$  is the so-called “alignment limit”. The second one is more difficult to characterize. In the present analysis we focus on the alignment region which means the lightest  $CP$ -even Higgs  $h$  is what has been found at the LHC with  $m_h \simeq 125$  GeV [103].

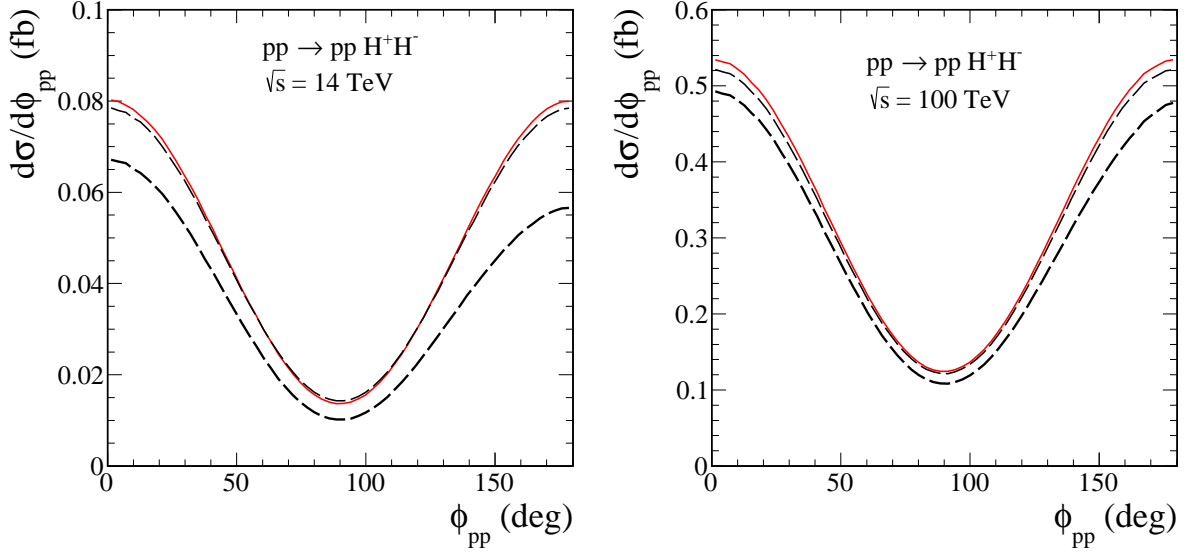


FIG. 12. Distribution in relative azimuthal angle between outgoing protons at  $\sqrt{s} = 14$  TeV (left panel) and 100 TeV (right panel). The meaning of the lines is the same as in Fig. 2.

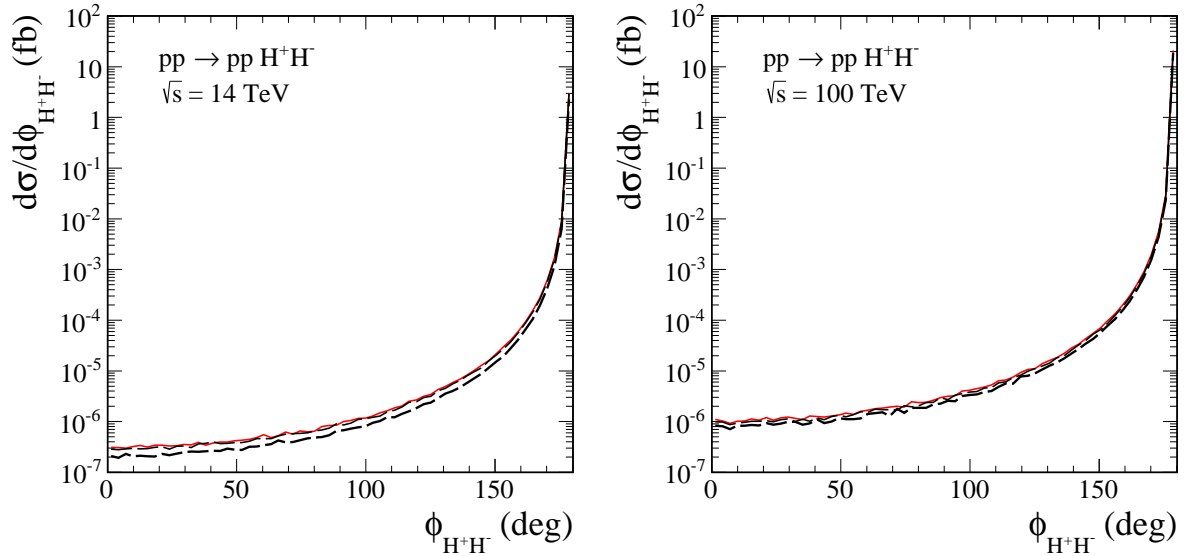


FIG. 13. Distribution in relative azimuthal angle between outgoing charged (Higgs) bosons at  $\sqrt{s} = 14$  TeV (left panel) and 100 TeV (right panel). The meaning of the lines is the same as in Fig. 2.

Experimental data allow for some deviations from the  $\beta - \alpha = \pi/2$ . As can be seen from Fig. 15 a small deviation from this limit can modify the coupling constant considerably. The analysis in [83] suggests that  $m_{H^\pm} \approx m_A$  and we keep such a relation throughout our analysis. A deviation from such a relation would increase the discussed coupling constant.

In Fig. 16 we show the dependence of the coupling constant on masses of charged and



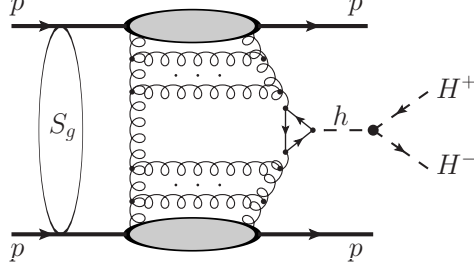


FIG. 14. The diffractive mechanism of the exclusive charged Higgs bosons production through the intermediate  $CP$ -even neutral recently discovered Higgs boson. The absorption corrections due to  $pp$  interactions (indicated by the blob) are relevant at high energies.

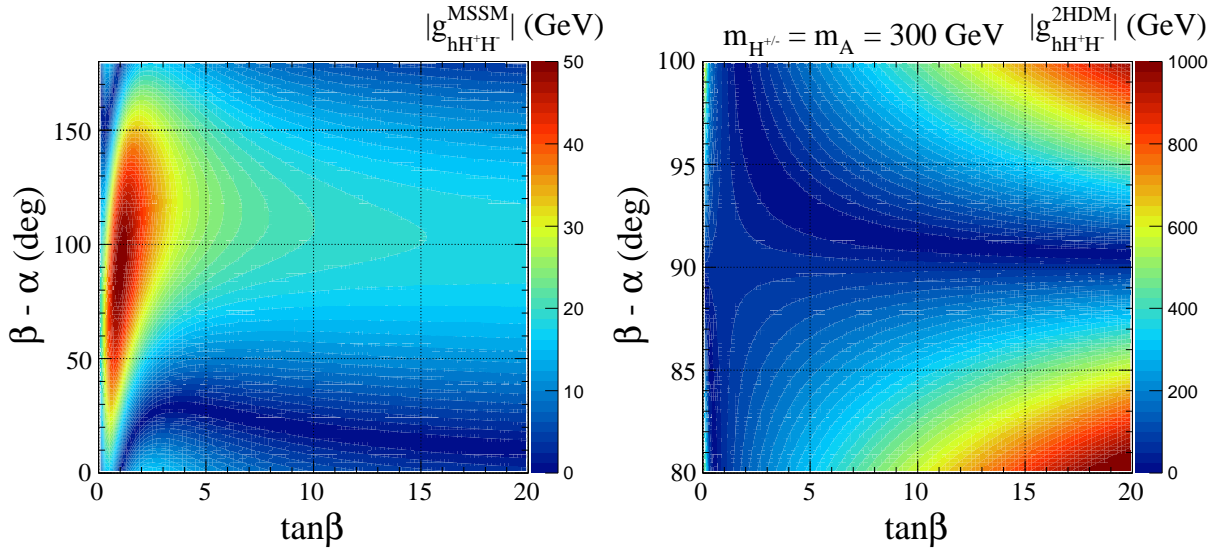


FIG. 15. The triple-Higgs coupling constant  $|g_{hH^+H^-}|$  in the  $[\tan \beta, (\beta - \alpha)]$  plane for the MSSM (left panel) and the type-II 2HDM with  $m_{H^\pm} = m_A = 300$  GeV (right panel). Here we consider the type-II 2HDM in which the scalar potential parameters are  $Re(\lambda_5)$  (explicit  $Z_2$  symmetry) and  $\lambda_6 = \lambda_7 = 0$ .

$CP$ -odd Higgses within 2HDM.<sup>8</sup> A minimal value appears when  $m_A \approx m_{H^\pm}$ . When we relax this condition the coupling can be even as large as 1000 GeV. This is consistent with the limits of the allowed region in [100]. Summarizing,  $g_{hH^+H^-}$  in the 2HDM is limited to  $64 \text{ GeV} \lesssim g_{hH^+H^-} \lesssim 1000 \text{ GeV}$ . The corresponding couplings in the MSSM are smaller than 50 GeV.<sup>9</sup>

In Fig. 17 we show corresponding results for the diffractive contribution for  $\sqrt{s} = 14$  TeV (left panel) and  $\sqrt{s} = 100$  TeV (right panel) both the lower and upper limit of the 2HDM triple-Higgs coupling for  $m_{H^\pm} = 150$  GeV. In the calculation we have included the “effective” gap survival factor  $\langle S^2 \rangle = 0.03$  typical for the considered range of energies. The cross section for the exclusive diffractive process is much smaller than that for

<sup>8</sup> We emphasise again that in the MSSM in the lowest order we have  $m_{H^\pm}^2 = m_A^2 + m_{W^\pm}^2$ .

<sup>9</sup> It has been shown, e.g., in [57] that in some regions of the parameter space of 2HDMs the associated production cross section can be enhanced compared with the MSSM by orders of magnitude. This is a similar process to that discussed in our paper.

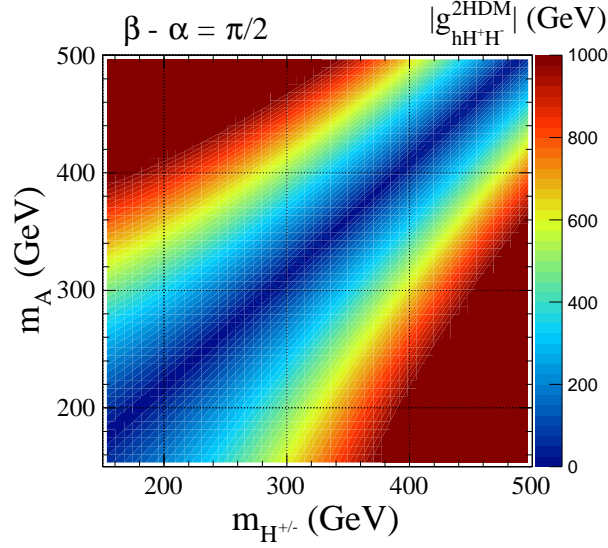


FIG. 16.  $|g_{hH^+H^-}|$  for the 2HDM as a function of  $m_{H^\pm}$  and  $m_A$  for the alignment limit  $\beta - \alpha = \pi/2$ .

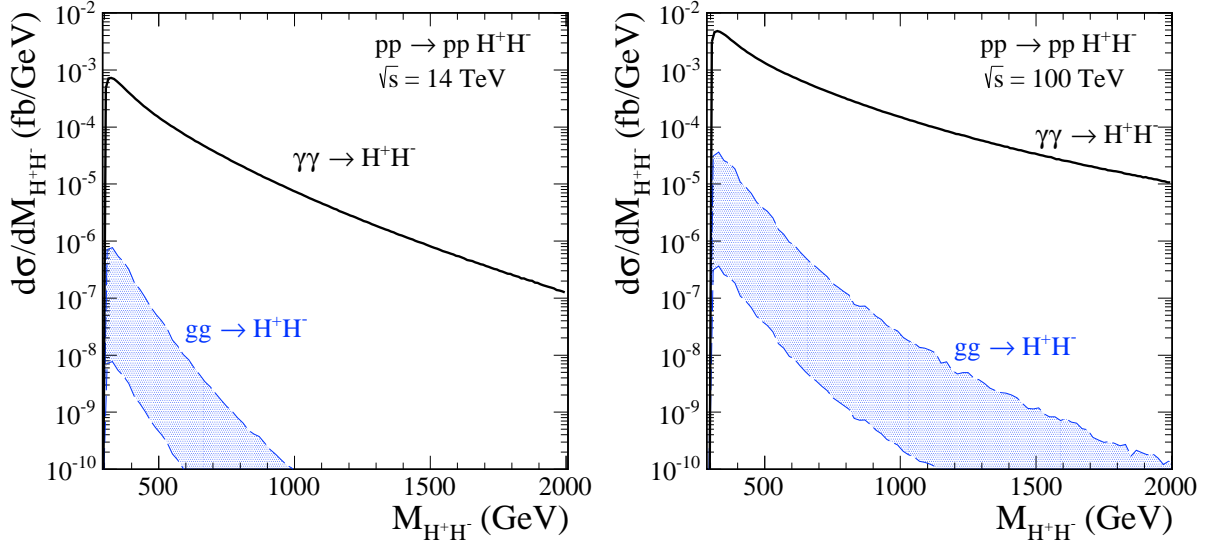


FIG. 17. DiHiggs boson invariant mass distributions at  $\sqrt{s} = 14$  TeV (left panel) and 100 TeV (right panel). The upper lines represent the  $\gamma\gamma$  contribution. We also show contribution of the diffractive mechanism (the shaded area) for the MSTW08 NLO collinear gluon distribution [104] and  $g_{hH^+H^-} = 100$  (1000) GeV for the lower (upper) limit.

$\gamma\gamma$  mechanism both for LHC and FCC. In addition to the result for the 2HDM set of parameters (alignment limit), we also show result with the upper limit  $g_{hH^+H^-} = 1000$  GeV. With such a big coupling constant, the contribution with the intermediate neutral Higgs boson  $h^0$  dominates over the contribution of boxes for  $\tan\beta < 20$ . Therefore, the upper limit also effectively includes the box contributions discussed in the context of inclusive  $pp \rightarrow (gg \rightarrow H^+H^-)$  processes [63–65].

### C. A comment on possible experimental studies

So far we have calculated the cross section for the  $pp \rightarrow ppH^+H^-$  reaction. If one wishes to identify the reaction experimentally, one should measure the decay products of  $H^\pm$  bosons. The branching fractions to different channels depend on the model parameters ( $m_{H^\pm}$ ,  $\tan\beta$ , etc.). For low masses of  $H^\pm$  ( $m_{H^\pm} < 150$  GeV) it is expected that the  $\tau\nu_\tau$  and  $c\bar{s}$  are the dominant channels. In the case of heavy charged Higgs (with  $m_{H^\pm} > 200$  GeV) the  $t\bar{b}(\bar{t}b)$  or  $W^\pm h$  channels are expected to be the relevant ones.

In the first case (light  $H^\pm$ )  $\tau^+\tau^-$  could be measured in addition to the forward/backward protons. The emission of neutrinos leads to a strong imbalance between proton-proton missing mass and  $M_{\tau^+\tau^-}$ . This should help to eliminate the  $pp \rightarrow pp\tau^+\tau^-$  reaction, but this requires dedicated Monte Carlo studies, including perhaps the  $pp \rightarrow pp\tau^+\tau^-\gamma$  process. The  $pp \rightarrow ppW^+W^-$  and  $pp \rightarrow ppH^\pm W^\mp$  reactions may lead to a similar final state. Although the branching fraction  $W^+ \rightarrow \tau^+\nu_\tau$  or  $W^- \rightarrow \tau^-\bar{\nu}_\tau$  is only about  $\frac{1}{9}$ , it is expected to be a difficult irreducible background because of the relatively large cross section for the  $pp \rightarrow ppW^+W^-$ . In principle, the  $c\bar{s}c\bar{s}$  (four jets) final channel is also attractive as, in this case, one may check extra conditions  $M_{q\bar{q}'} - m_{W^+} > 10 - 20$  GeV and  $M_{\bar{q}q'} - m_{W^-} > 10 - 20$  GeV to exclude the  $W^+W^-$  contribution. The  $pp \rightarrow ppH^+W^-$  and  $pp \rightarrow ppH^-W^+$  processes may lead to similar final channels ( $\tau^+\nu_\tau\tau^-\bar{\nu}_\tau$  or  $c\bar{s}c\bar{s}$ ) but the corresponding cross sections are expected to be smaller (higher-order processes with loops). Mixed (leptonic + quarkish) final states could also be considered.

In the second case (heavy  $H^\pm$ ), in general, both the  $t$  quark and  $b$  jet can be measured. In contrast to the previous case we do not know about any sizeable irreducible background. But then the cross sections are rather small as discussed in the previous sections. In the case of the  $H^+H^- \rightarrow W^+hW^-h$  decay channel the actually measured final state can be rather complicated (e.g.,  $q\bar{q}'b\bar{b} \ q'\bar{q}b\bar{b}$ ). Therefore, with experimentally limited geometrical acceptance it may be rather difficult to reconstruct the charged Higgs bosons.

A detailed analysis of any of the final states considered here requires separate Monte Carlo studies including experimental geometrical acceptances relevant for a given experiment. This clearly goes beyond the scope of the present paper which aims to attract attention to potentially interesting exclusive processes. The Monte Carlo studies could be done only in close collaboration with relevant experimental groups.

## IV. CONCLUSIONS

In the present paper we have studied in detail the exclusive production of heavy scalar, weakly interacting, charged bosons in proton-proton collisions at the LHC and FCC. In contrast to EPA our exact treatment of the four-body  $pp \rightarrow ppH^+H^-$  reaction allows us to calculate any single particle or correlation distribution.

Results of our exact ( $2 \rightarrow 4$  kinematics) calculations have been compared with those for the equivalent-photon approximation for observables accessible in EPA. Rather good agreement has been achieved in those cases. However, we wish to emphasize that some correlation observables in EPA are not realistic, or even not accessible, to mention here only correlations in azimuthal angle between the outgoing protons or the charged Higgs bosons. We have predicted an interesting minimum at  $\phi_{pp} = 90^\circ$  which is a consequence of the field theoretical couplings involved in the considered reaction.

We have analyzed in detail the role of the Dirac and Pauli form factors. In contrast to light particle production, the Pauli form factor plays an important role especially at large  $M_{H^+H^-}$ , and related terms in the amplitude cannot be neglected. We see that the double spin preserving contributions are almost identical in both exact and EPA calculations (within 1%), but the spin-flipping contributions are in our calculation somewhat smaller.

In the present paper we have studied, for the first time for the considered two-photon-induced reaction, the absorption effects due to proton-proton (both initial and final state) nonperturbative interactions. Any extra interaction may, at the high energies, lead to a production of extra particles destroying exclusivity of the considered reaction. The absorptive effects lead to a reduction of the cross section. The reduction depends on kinematical variables. A good example are distributions in four-momentum transfers squared. At small  $|t_1|$  and  $|t_2|$ , the absorption is weak and increases when they grow. We have also found interesting dependence of the absorption on  $M_{H^+H^-}$ .

The relative effect of absorption is growing with growing  $M_{H^+H^-}$ . A similar tendency has been predicted recently for the  $pp \rightarrow ppW^+W^-$  in the impact parameter approach [84]. The impact parameter approach is, however, not useful for many observables studied here. We have predicted that the absorption effects for our two-photon-induced process become weaker at larger collision energy which is in contrast to the typical situation for diffractive exclusive processes. Our study shows that an assumption of no absorption or constant (small) absorption effects, often assumed in the literature for photon-photon-induced processes, is rather incorrect and corresponding results should be corrected.

In addition to calculating differential distributions corresponding to the  $\gamma\gamma$  mechanism we have performed first calculations of the  $H^+H^-$  invariant mass for the diffractive KMR mechanism. We have tried to estimate limits on the  $g_{hH^+H^-}$  coupling constant within 2HDM based on recent analyses related to the Higgs boson discovery. The diffractive contribution, even with the overestimated  $|g_{hH^+H^-}|$  coupling constant, gives a much smaller cross section than the  $\gamma\gamma$  mechanism. We have also made an estimate of the contributions related to  $\gamma Z$ ,  $Z\gamma$ , and  $ZZ$  exchanges and found that their contributions are completely negligible. This shows that the inclusion of the  $\gamma\gamma$  mechanism should be sufficient, and the corresponding cross sections should be reliable.

Whether the  $pp \rightarrow ppH^+H^-$  reaction can be identified at the LHC (run 2) or FCC requires further studies including simulations of the  $H^\pm$  decays. Two  $H^\pm$  decay channels seem to be worth studying in the case of light  $H^\pm$ :  $H^\pm \rightarrow \tau^\pm \nu_\tau (\tau^\mp \bar{\nu}_\tau)$  or  $H^\pm \rightarrow c\bar{s} (\bar{c}s)$ . The first decay channel may be difficult due to a competition of the  $pp \rightarrow ppW^+W^-$  reaction which can also contribute to the  $\tau^+\tau^-$  channels. The combined branching fraction is about  $0.11^2 = 0.0121$  (two independent decays) which is not so small given the fact that the cross section for the  $W^+W^-$  production is much bigger than that for  $H^+H^-$  production. In the second case (four quark jets), one could measure invariant masses of all dijet systems to reduce the  $W^+W^-$  background. In the case of the heavy  $H^\pm$  Higgs boson, the  $H^\pm \rightarrow t\bar{b} (\bar{t}b)$  decay can be considered. In principle, both the  $t$  quark and  $b$  jet can be measured. In this case we do not know about any sizeable irreducible background.

The reaction considered in this paper is a prototype for any two-photon-induced process. In the future we wish to also consider the  $pp \rightarrow ppW^+W^-$  reaction where similar effects may occur. This reaction was proposed to search for the anomalous triple or quartic boson coupling. Effects beyond the Standard Model are expected at rather large invariant masses  $M_{W^+W^-}$ , where we have found strong absorptive corrections. This exclusive reaction is, however, more complicated due to the more complex couplings and spins in-

volved and due to weak decays of the two  $W$  bosons where strong spin-spin correlation effects are expected.

## ACKNOWLEDGMENTS

We are indebted to Jan Kalinowski for a discussion and particularly to Maria Krawczyk for help in understanding the present limitations of the 2HDM. The help of Rafał Maciuła in calculating the diffractive component is acknowledged. The work of P.L. was supported by the Polish NCN Grant No. DEC-2013/08/T/ST2/00165 (ETIUDA) and by the MNiSW Grant No. IP2014 025173 “Iuventus Plus” as well as by the START fellowship from the Foundation for Polish Science. The work of A.S. was partially supported by the Polish NCN Grant No. DEC-2011/01/B/ST2/04535 (OPUS) as well as by the Centre for Innovation and Transfer of Natural Sciences and Engineering Knowledge in Rzeszów.

- 
- [1] P. Lebiedowicz, *Exclusive reactions with light mesons: From low to high energies*. PhD thesis, IFJ PAN, 2014. The thesis is available at [http://www.ifj.edu.pl/msd/rozprawy\\_dr/rozpr\\_Lebiedowicz.pdf](http://www.ifj.edu.pl/msd/rozprawy_dr/rozpr_Lebiedowicz.pdf).
  - [2] M. G. Albrow, T. D. Coughlin, and J. R. Forshaw, *Prog.Part.Nucl.Phys.* **65** (2010) 149–184, arXiv:1006.1289 [hep-ph].
  - [3] S. Heinemeyer, V. A. Khoze, M. G. Ryskin, W. J. Stirling, M. Tasevsky, and W. G., *Eur.Phys.J.* **C53** (2008) 231–256, arXiv:0708.3052 [hep-ph].
  - [4] M. Tasevsky, *Eur.Phys.J.* **C73** no. 12, (2013) 2672, arXiv:1309.7772 [hep-ph].
  - [5] M. Tasevsky, *Int.J.Mod.Phys.* **A29** no. 28, (2014) 1446012, arXiv:1407.8332 [hep-ph].
  - [6] T. Pierzchała and K. Piotrkowski, *Nucl.Phys.Proc.Suppl.* **179-180** (2008) 257–264, arXiv:0807.1121 [hep-ph].
  - [7] N. Schul and K. Piotrkowski, *Nucl.Phys.Proc.Suppl.* **179-180** (2008) 289–297, arXiv:0806.1097 [hep-ph].
  - [8] O. Kepka and C. Royon, *Phys.Rev.* **D78** (2008) 073005, arXiv:0808.0322 [hep-ph].
  - [9] E. Chapon, C. Royon, and O. Kepka, *Phys.Rev.* **D81** (2010) 074003, arXiv:0912.5161 [hep-ph].
  - [10] S. Fichet, G. von Gersdorff, O. Kepka, B. Lenzi, C. Royon, and M. Saimpert, *Phys.Rev.* **D89** (2014) 114004, arXiv:1312.5153 [hep-ph].
  - [11] S. Fichet, G. von Gersdorff, B. Lenzi, C. Royon, and M. Saimpert, arXiv:1411.6629 [hep-ph].
  - [12] V. M. Budnev, I. F. Ginzburg, G. V. Meledin, and V. G. Serbo, *Phys.Rept.* **15** (1975) 181–281.
  - [13] P. Lebiedowicz, R. Pasechnik, and A. Szczurek, *Nucl.Phys.* **B867** (2013) 61, arXiv:1203.1832 [hep-ph].
  - [14] R. Enberg and R. Pasechnik, *Phys.Rev.* **D83** (2011) 095020, arXiv:1104.0889 [hep-ph].
  - [15] P. Lebiedowicz, R. Pasechnik, and A. Szczurek, *Nucl.Phys.* **B881** (2014) 288–308, arXiv:1309.7300 [hep-ph].
  - [16] V. P. Goncalves and W. K. Sauter, arXiv:1501.06354 [hep-ph].
  - [17] J. F. Gunion, H. E. Haber, G. L. Kane, and S. Dawson, *Front.Phys.* **80** (2000) 1–448.
  - [18] J. F. Gunion, H. E. Haber, G. L. Kane, and S. Dawson, arXiv:hep-ph/9302272 [hep-ph].
  - [19] A. Djouadi, *Phys.Rept.* **459** (2008) 1–241, arXiv:hep-ph/0503173 [hep-ph].
  - [20] R. A. Diaz, arXiv:hep-ph/0212237 [hep-ph].
  - [21] G. C. Branco, P. M. Ferreira, L. Lavoura, M. N. Rebelo, M. Sher, *et al.*, *Phys.Rept.* **516** (2012) 1–102, arXiv:1106.0034 [hep-ph].
  - [22] The Future Circular Collider Study Kickoff Meeting, 12-15 February 2014, University of Geneva, Switzerland, <https://indico.cern.ch/event/282344/>. More information is available on the FCC Web site: <http://cern.ch/fcc>.
  - [23] D. Bowser-Chao, K.-M. Cheung, and S. D. Thomas, *Phys.Lett.* **B315** (1993) 399–405, arXiv:hep-ph/9304290 [hep-ph].
  - [24] M. Drees, R. M. Godbole, M. Nowakowski, and S. D. Rindani, *Phys.Rev.* **D50** (1994) 2335–2338, arXiv:hep-ph/9403368 [hep-ph].
  - [25] S. Moretti and S. Kanemura, *Eur.Phys.J.* **C29** (2003) 19–26, arXiv:hep-ph/0211055 [hep-ph].
  - [26] S.-H. Zhu, C.-S. Li, and C.-S. Gao, *Phys.Rev.* **D58** (1998) 055007, arXiv:hep-ph/9712367 [hep-ph].
  - [27] W. Lei, J. Yi, M. Wen-Gan, H. Liang, and Z. Ren-You, *Phys.Rev.* **D72** (2005) 095005, arXiv:hep-ph/0510253 [hep-ph].

- [28] F. Zhou, W.-G. Ma, Y. Jiang, X.-Q. Li, and L.-H. Wan, Phys.Rev. **D64** (2001) 055005.
- [29] S. Kanemura, H. Yokoya, and Y.-J. Zheng, Nucl.Phys. **B886** (2014) 524–553, arXiv:1404.5835 [hep-ph].
- [30] A. Alves and T. Plehn, Phys.Rev. **D71** (2005) 115014, arXiv:hep-ph/0503135 [hep-ph].
- [31] S. Heinemeyer *et al.*, (LHC Higgs Cross Section Working Group), arXiv:1307.1347 [hep-ph].
- [32] A. Belyaev, D. Garcia, J. Guasch, and J. Sola, Phys.Rev. **D65** (2002) 031701, arXiv:hep-ph/0105053 [hep-ph].
- [33] A. Belyaev, D. Garcia, J. Guasch, and J. Sola, JHEP **0206** (2002) 059, arXiv:hep-ph/0203031 [hep-ph].
- [34] J. Alwall and J. Rathsmann, JHEP **0412** (2004) 050, arXiv:hep-ph/0409094 [hep-ph].
- [35] W. Peng, M. Wen-Gan, Z. Ren-You, J. Yi, H. Liang, *et al.*, Phys.Rev. **D73** (2006) 015012, arXiv:hep-ph/0601069 [hep-ph].
- [36] D. T. Nhung, W. Hollik, and L. D. Ninh, Phys.Rev. **D87** no. 11, (2013) 113006, arXiv:1210.4087 [hep-ph].
- [37] Q.-H. Cao, X. Wan, X.-p. Wang, and S.-h. Zhu, Phys.Rev. **D87** no. 5, (2013) 055022, arXiv:1301.6608 [hep-ph].
- [38] M. Flechl, R. Klees, M. Kramer, M. Spira, and M. Ubiali, arXiv:1409.5615 [hep-ph].
- [39] J. F. Gunion, H. E. Haber, F. E. Paige, W.-K. Tung, and S. S. D. Willenbrock, Nucl.Phys. **B294** (1987) 621.
- [40] S.-H. Zhu, Phys.Rev. **D67** (2003) 075006, arXiv:hep-ph/0112109 [hep-ph].
- [41] G.-P. Gao, G.-R. Lu, Z.-H. Xiong, and J. M. Yang, Phys.Rev. **D66** (2002) 015007, arXiv:hep-ph/0202016 [hep-ph].
- [42] T. Plehn, Phys.Rev. **D67** (2003) 014018, arXiv:hep-ph/0206121 [hep-ph].
- [43] E. L. Berger, T. Han, J. Jiang, and T. Plehn, Phys.Rev. **D71** (2005) 115012, arXiv:hep-ph/0312286 [hep-ph].
- [44] C. Weydert, S. Frixione, M. Herquet, M. Klasen, E. Laenen, *et al.*, Eur.Phys.J. **C67** (2010) 617–636, arXiv:0912.3430 [hep-ph].
- [45] S. Yang and Q.-S. Yan, JHEP **1202** (2012) 074, arXiv:1111.4530 [hep-ph].
- [46] K. A. Assamagan, Y. Coadou, and A. Deandrea, Eur.Phys.J.direct **C4** (2002) 1, arXiv:hep-ph/0203121 [hep-ph].
- [47] B. Coleppa, F. Kling, and S. Su, JHEP **1412** (2014) 148, arXiv:1408.4119 [hep-ph].
- [48] L. Basso, A. Lipniacka, F. Mahmoudi, S. Moretti, P. Osland, *et al.*, JHEP **1211** (2012) 011, arXiv:1205.6569 [hep-ph].
- [49] R. Enberg, W. Klemm, S. Moretti, S. Munir, and G. Wouda, arXiv:1412.5814 [hep-ph].
- [50] D. A. Dicus, J. L. Hewett, C. Kao, and T. G. Rizzo, Phys.Rev. **D40** (1989) 787.
- [51] A. A. Barrientos Bendezu and B. A. Kniehl, Phys.Rev. **D59** (1999) 015009, arXiv:hep-ph/9807480 [hep-ph].
- [52] S. Moretti and K. Odagiri, Phys.Rev. **D59** (1999) 055008, arXiv:hep-ph/9809244 [hep-ph].
- [53] A. A. Barrientos Bendezu and B. A. Kniehl, Phys.Rev. **D61** (2000) 097701, arXiv:hep-ph/9909502 [hep-ph].
- [54] A. A. Barrientos Bendezu and B. A. Kniehl, Phys.Rev. **D63** (2001) 015009, arXiv:hep-ph/0007336 [hep-ph].
- [55] O. Brein, W. Hollik, and S. Kanemura, Phys.Rev. **D63** (2001) 095001, arXiv:hep-ph/0008308 [hep-ph].
- [56] W. Hollik and S.-H. Zhu, Phys.Rev. **D65** (2002) 075015, arXiv:hep-ph/0109103 [hep-ph].

- [57] E. Asakawa, O. Brein, and S. Kanemura, Phys.Rev. **D72** (2005) 055017, arXiv:hep-ph/0506249 [hep-ph].
- [58] D. Eriksson, S. Hesselbach, and J. Rathsman, Eur.Phys.J. **C53** (2008) 267–280, arXiv:hep-ph/0612198 [hep-ph].
- [59] S.-S. Bao, X. Gong, H.-L. Li, S.-Y. Li, and Z.-G. Si, Phys.Rev. **D85** (2012) 075005, arXiv:1112.0086 [hep-ph].
- [60] G.-L. Liu, F. Wang, and S. Yang, Phys.Rev. **D88** no. 11, (2013) 115006, arXiv:1302.1840 [hep-ph].
- [61] S. Kanemura and C. Yuan, Phys.Lett. **B530** (2002) 188–196, arXiv:hep-ph/0112165 [hep-ph].
- [62] Q.-H. Cao, S. Kanemura, and C. Yuan, Phys.Rev. **D69** (2004) 075008, arXiv:hep-ph/0311083 [hep-ph].
- [63] A. Krause, T. Plehn, M. Spira, and P. M. Zerwas, Nucl.Phys. **B519** (1998) 85–100, arXiv:hep-ph/9707430 [hep-ph].
- [64] A. A. Barrientos Bendezu and B. A. Kniehl, Nucl.Phys. **B568** (2000) 305–318, arXiv:hep-ph/9908385 [hep-ph].
- [65] O. Brein and W. Hollik, Eur.Phys.J. **C13** (2000) 175–184, arXiv:hep-ph/9908529 [hep-ph].
- [66] B. Hespel, D. Lopez-Val, and E. Vryonidou, JHEP **1409** (2014) 124, arXiv:1407.0281 [hep-ph].
- [67] H. Hong-Sheng, M. Wen-Gan, Z. Ren-You, J. Yi, H. Liang, *et al.*, Phys.Rev. **D71** (2005) 075014, arXiv:hep-ph/0502214 [hep-ph].
- [68] S. Moretti, J.Phys. **G28** (2002) 2567–2582, arXiv:hep-ph/0102116 [hep-ph].
- [69] S. Moretti and J. Rathsman, Eur.Phys.J. **C33** (2004) 41–52, arXiv:hep-ph/0308215 [hep-ph].
- [70] M. Aoki, R. Guedes, S. Kanemura, S. Moretti, R. Santos, *et al.*, Phys.Rev. **D84** (2011) 055028, arXiv:1104.3178 [hep-ph].
- [71] G.-L. Liu, X.-F. Guo, K. Wu, J. Jiang, and P. Zhou, arXiv:1501.01714 [hep-ph].
- [72] A. S. Cornell, A. Deandrea, N. Gaur, H. Itoh, M. Klasen, *et al.*, Phys.Rev. **D81** (2010) 115008, arXiv:0906.1652 [hep-ph].
- [73] M. A. Diaz and H. E. Haber, Phys.Rev. **D45** (1992) 4246–4260.
- [74] (LEP Higgs Working Group for Higgs boson searches, ALEPH Collaboration, DELPHI Collaboration, L3 Collaboration, OPAL Collaboration), arXiv:hep-ex/0107031 [hep-ex].
- [75] V. M. Abazov *et al.*, (D0 Collaboration), Phys.Lett. **B682** (2009) 278–286, arXiv:0908.1811 [hep-ex].
- [76] S. Chatrchyan *et al.*, (CMS Collaboration), JHEP **1207** (2012) 143, arXiv:1205.5736 [hep-ex].
- [77] G. Aad *et al.*, (ATLAS Collaboration), JHEP **1206** (2012) 039, arXiv:1204.2760 [hep-ex].
- [78] G. Aad *et al.*, (ATLAS Collaboration), JHEP **1303** (2013) 076, arXiv:1212.3572 [hep-ex].
- [79] G. Aad *et al.*, (ATLAS Collaboration), Eur.Phys.J. **C73** no. 6, (2013) 2465, arXiv:1302.3694 [hep-ex].
- [80] G. Aad *et al.*, (ATLAS Collaboration), arXiv:1412.6663 [hep-ex].
- [81] (CMS Collaboration), CMS-PAS-HIG-13-026.
- [82] (CMS Collaboration), CMS-PAS-HIG-14-020.
- [83] B. Coleppa, F. Kling, and S. Su, JHEP **1401** (2014) 161, arXiv:1305.0002 [hep-ph].
- [84] M. Dyndal and L. Schoeffel, Phys.Lett. **B741** (2015) 66–70, arXiv:1410.2983 [hep-ph].
- [85] G. G. da Silveira, L. Forthomme, K. Piotrkowski, W. Schäfer, and A. Szczurek, JHEP **1502** (2015) 159, arXiv:1409.1541 [hep-ph].
- [86] F. Close, A. Donnachie, and G. Shaw, Camb.Monogr.Part.Phys.Nucl.Phys.Cosmol. **25** (2007) 1–499.
- [87] G. P. Lepage, CLNS-80/447.



- [88] P. Lebiedowicz and A. Szczurek, Phys.Rev. **D81** (2010) 036003, arXiv:0912.0190 [hep-ph].
- [89] W. M. Alberico, S. M. Bilenky, and C. Maieron, Phys.Rept. **358** (2002) 227–308, arXiv:hep-ph/0102269 [hep-ph].
- [90] T. Han, B. Mukhopadhyaya, Z. Si, and K. Wang, Phys.Rev. **D76** (2007) 075013, arXiv:0706.0441 [hep-ph].
- [91] S. Kanemura, M. Kikuchi, K. Yagyu, and H. Yokoya, Phys.Rev. **D90** (2014) 115018, arXiv:1407.6547 [hep-ph].
- [92] S. Kanemura, M. Kikuchi, K. Yagyu, and H. Yokoya, UT-HET-098, arXiv:1412.7603 [hep-ph].
- [93] V. A. Khoze, A. D. Martin, and M. G. Ryskin, Phys.Lett. **B401** (1997) 330–336, arXiv:hep-ph/9701419 [hep-ph].
- [94] V. A. Khoze, A. D. Martin, and M. G. Ryskin, Eur.Phys.J. **C14** (2000) 525–534, arXiv:hep-ph/0002072 [hep-ph].
- [95] A. B. Kaidalov, V. A. Khoze, A. D. Martin, and M. G. Ryskin, Eur.Phys.J. **C33** (2004) 261–271, arXiv:hep-ph/0311023 [hep-ph].
- [96] R. Maciuła, R. Pasechnik, and A. Szczurek, Phys.Rev. **D83** (2011) 114034, arXiv:1011.5842 [hep-ph].
- [97] J. F. Gunion and H. E. Haber, Phys.Rev. **D67** (2003) 075019, arXiv:hep-ph/0207010 [hep-ph].
- [98] I. F. Ginzburg and M. Krawczyk, Phys.Rev. **D72** (2005) 115013, arXiv:hep-ph/0408011 [hep-ph].
- [99] G. Ferrera, J. Guasch, D. Lopez-Val, and J. Sola, Phys.Lett. **B659** (2008) 297–307, arXiv:0707.3162 [hep-ph].
- [100] J. Baglio, O. Eberhardt, U. Nierste, and M. Wiebusch, Phys.Rev. **D90** no. 1, (2014) 015008, arXiv:1403.1264 [hep-ph].
- [101] A. Broggio, E. J. Chun, M. Passera, K. M. Patel, and S. K. Vempati, JHEP **1411** (2014) 058, arXiv:1409.3199 [hep-ph].
- [102] O. Eberhardt, U. Nierste, and M. Wiebusch, JHEP **1307** (2013) 118, arXiv:1305.1649 [hep-ph].
- [103] G. Aad *et al.*, (ATLAS, CMS), ATLAS-HIGG-2014-14, CMS-HIG-14-042, CERN-PH-EP-2015-075, arXiv:1503.07589 [hep-ex].
- [104] A. D. Martin, W. J. Stirling, R. S. Thorne, and G. Watt, Eur.Phys.J. **C63** (2009) 189–285, arXiv:0901.0002 [hep-ph].