

Classical Radiation Reaction in Particle-In-Cell Simulations

M. Vranic^a, J. L. Martins^a, R. A. Fonseca^{a,b}, L. O. Silva^a

^aGoLP/Instituto de Plasmas e Fusão Nuclear, Instituto Superior Técnico, Universidade de Lisboa, Lisbon, Portugal
^bDCTI/ISCTE - Instituto Universitário de Lisboa, 1649-026 Lisboa, Portugal

Abstract

Under the presence of ultra high intensity lasers or other intense electromagnetic fields the motion of particles in the ultrarelativistic regime can be severely affected by radiation reaction. The standard particle-in-cell (PIC) algorithms do not include radiation reaction effects. Even though this is a well known mechanism, there is not yet a definite algorithm nor a standard technique to include radiation reaction in PIC codes. We have compared several models for the calculation of the radiation reaction force, with the goal of implementing an algorithm for classical radiation reaction in the Osiris framework, a state-of-the-art PIC code. The results of the different models are compared with standard analytical results, and the relevance/advantages of each model are discussed. Numerical issues relevant to PIC codes such as resolution requirements, application of radiation reaction to macro particles and computational cost are also addressed. For parameters of interest where the classical description of the electron motion is applicable, all the models considered are shown to give comparable results. The Landau and Lifshitz reduced model is chosen for implementation as one of the candidates with the minimal overhead and no additional memory requirements.

Keywords: radiation reaction, particle-in-cell, laser-matter interactions, relativistic electron motion

1. Introduction

The next generation of high-power lasers is going to reach intensities that will open new doors for exploring a wide range of physical problems with an even wider range of applications. The ELI project [1] is expected to reach laser intensities several orders of magnitude higher than those available today. At intensities $I \sim 10^{23} - 10^{24}$ W/cm² one can expect electron-positron pair production [2, 3, 4, 5]. In astrophysics these intensities are relevant for the study of pulsars, blazars, and gamma-ray bursts [6]. High intensity laser-matter interactions can also produce proton and heavy ion beams [7, 8, 9, 10] that are of great significance for many applications, the most important being cancer treatment.

At high intensities particle acceleration can be severely limited by the radiation reaction associated with the energy loss via radiation emission [11]. This is important whenever the radiated energy is comparable to the total particle energy. The threshold electromagnetic field intensities to drive these effects vary in the available literature, but they are usually in the range $10^{22} - 10^{25}$ W/cm². Many authors have discussed the

classical radiation reaction in pursuit of a proper analytical description [12, 13, 14, 15, 16, 17, 18, 19, 20, 21] or experimental signatures [22, 23, 24, 25, 26, 27, 28, 29, 30, 31, 32]. There is also a rising interest in the effect of the radiation reaction on particle dynamics in astrophysical phenomena [33, 34, 35, 36]. In order to perform reliable particle-in-cell (PIC) simulations in the classical radiation-dominated regime, radiation reaction (RR) must be included in the equations of motion for the particles. Though several models for classical radiation reaction have been proposed in the literature, there is not a definite standard choice to apply in PIC codes. In this paper we compare several different models in order to find the most appropriate one for implementation in OSIRIS [37, 38]. The chosen model should capture all the relevant physics in the scenarios we are aiming to explore at the lowest possible cost in performance. We test each of them with well studied examples of particle motion in electromagnetic fields where the trajectory can be analytically expressed and estimates for the radiated power/energy can be obtained. Our analysis shows that even though there are conceptual differences between the models considered, in the parameters of interest that could be tested with near-future laser technology all the models give the same description of particle

Email address: marija.vranic@ist.utl.pt (M. Vranic)

motion. To observe differences, one would need to impose a linear acceleration so high that an extreme electric field required to produce it would render a classical description of an electron trajectory inapplicable. The choice can then be made on the basis of the computational overhead and with this aim the additional computational cost that the implementation of each model introduces is presented. Among the models with the lowest computational requirements, we opted to introduce Landau and Lifshitz reduced model in OSIRIS framework. Specific questions associated with the interpretation of classical RR in PIC simulations are also addressed.

This paper is structured as follows. In section 2 we introduce the radiation reaction models and deal with macro particle interpretation. In section 3, the behaviour of all the models is investigated in the standard cases of synchrotron radiation and bremsstrahlung. Section 4 underlines the difference between the results with and without radiation reaction for an electron in a laser pulse field and gives an estimate of the threshold for the detectable radiation reaction. The issue of the optimal temporal resolution is addressed in section 5, and section 6 contains estimates for the computational overhead for each model. Finally, in section 7 we state the conclusions.

2. Radiation reaction models

The charged particle motion with radiation reaction is expressed by the Lorentz-Abraham-Dirac (LAD) equation [39]:

$$\begin{aligned} \frac{dp_\mu}{d\tau} &= F_\mu^{EXT} + F_\mu^{RR} \quad \text{where} \\ F_\mu^{RR} &= \frac{2e^2}{3mc^3} \left(\frac{d^2 p_\mu}{d\tau^2} + \frac{p_\mu}{m^2 c^2} \left(\frac{dp_\nu}{d\tau} \frac{dp^\nu}{d\tau} \right) \right). \end{aligned} \quad (1)$$

Here, F_μ denotes the electromagnetic force four-vector, p_μ is the particle momentum four-vector, e , m are the elementary charge and particle mass respectively, and c is the speed of light. Equation (1) is derived for a point charge. Unphysical solutions appear, for example, when $F_\mu^{ext} = 0$, where in addition to the solution with a constant velocity, eq. (1) has a solution where the particle accelerates infinitely (the so-called "runaway solution"). The principle of causality is also violated here with pre-acceleration solutions - these solutions anticipate the change of the force, so the particle accelerates before the force has been applied. The detailed explanation of these problems and suggestions for possible improvements are given in [40, 41].

However, even if these problems would be solved, the LAD equation is inconvenient for numerical integration. It is possible to integrate it backwards in time [42], but this is not applicable to many-body problems [43]. Therefore, the LAD equation, expressed by (1), is inadequate for use in a simulation code.

Numerous approximate models have been explored to eliminate the above-mentioned problems and to obtain a more efficient computational approach. We consider a subset of these models appropriate for PIC implementation: B08 [2], LL [44] (used also in [7] and [6]), S09 [45], H08 [46], and F93 [47]. We also consider the LL reduced (LLR) model [48] where the spatio-temporal derivatives of the fields are discarded in the equation of motion because they are shown to have smaller contribution than the particle spin, that becomes important only in the quantum regime. Model B08 keeps only the leading-order term of the LL equation. The H08 model estimates the total energy radiated via the Larmor formula, and then this energy is discounted from the particle in the end of the timestep. All the models apply to the case of relativistic motion that is required to have an appreciable energy loss due to radiation emission. Their validity is limited to the classical domain, where the particle trajectory can still be considered to be a smooth function of time (the individual emission events do not take a great fraction of the particle energy, or in other words, the emitted energy in the Lorentz frame momentarily co-moving with the emitting particle is small compared with mc^2). Models LL and S09 also appear in Ref. [49] that compares the asymptotic solution for equations of motion coming from strong field quantum electrodynamics with several classical equations of motion; their findings show that LL model is consistent with the asymptotic strong field QED description. Therefore, we will identify where the results obtained with other models are the same (or close enough) as with LL within the limits of the validity of the classical description.

To facilitate the analysis for the PIC implementation, we will use the 3-vector form of the equations throughout. The total change of momentum in time depends on the Lorentz force (\mathbf{F}_L) and the radiation reaction force (\mathbf{F}_{RR}):

$$\frac{d\mathbf{p}}{dt} = \mathbf{F}_L + \mathbf{F}_{RR} \quad (2)$$

where \mathbf{F}_L , in CGS units, is given by:

$$\mathbf{F}_L = e \left(\mathbf{E} + \frac{\mathbf{p}}{\gamma mc} \times \mathbf{B} \right). \quad (3)$$

The radiation reaction force (\mathbf{F}_{RR}) for all the considered models, in CGS units, is presented in Table 1. Here the

radiation back reaction is explicitly given as an additional force acting on the particle, expressed as a function of the electromagnetic fields \mathbf{E} , \mathbf{B} , the particle momentum \mathbf{p} , charge e , mass m and relativistic factor γ , the speed of light c and time t .

Particle-in-cell codes usually employ normalised units to bring all the quantities to similar orders of magnitude and express the physics as a function of fundamental plasma parameters. The normalisation in OSIRIS is as follows: $t \rightarrow t\omega_n$, $\mathbf{x} \rightarrow \mathbf{x}\omega_n/c$, $\mathbf{p} \rightarrow \mathbf{p}/mc = \gamma\mathbf{v}/c$, $\mathbf{E} \rightarrow e\mathbf{E}/mc\omega_n$, $\mathbf{B} \rightarrow e\mathbf{B}/mc\omega_n$. Here, \mathbf{x} represents a vector in coordinate space, while ω_n is a chosen reference value for the normalising frequency, which, for instance, can be equal to the electron plasma frequency, or the frequency of the laser. In normalised units, the equations of motion of the particles are free of physical constants, except for a dimensionless coefficient

$$k = \frac{2\omega_n e^2}{3mc^3} \quad (10)$$

which appears in the radiation reaction force term. Therefore, when including the radiation reaction force, the particle motion is no longer dependent only on the charge-to-mass ratio as in the Lorentz force \mathbf{F}_L . This poses an additional challenge for the PIC implementation of classical radiation reaction.

In standard PIC codes, the system is represented using macro-particles. Every macro-particle has the same charge-to-mass ratio as a single particle, and therefore the dynamics of the macro-particles is the same as the dynamics of the original particle species. However, after including the radiation reaction, this no longer holds. If we examine equations (2), (3) and (9), we can see that the ratio between the radiation reaction force and the Lorentz force is proportional to the cube of the charge, and to the reciprocal value of the squared mass

$$\frac{F_{RR}}{F_L} \propto \frac{e^3}{m^2}. \quad (11)$$

Let us consider a macro particle that represents η electrons. The charge of the macro particle is $e_m = \eta e$, and the mass is $m_m = \eta m_e$. For a single particle with the same mass and charge as the macro particle, the radiation reaction would be η times stronger than in the case of a single electron:

$$\frac{F_{RR}}{F_L} \propto \frac{(\eta e)^3}{(\eta m_e)^2} = \eta \frac{e^3}{m_e^2} \quad (12)$$

and the trajectory of such particle would be different than the trajectory of a single electron (Fig. 1). This result would be equivalent to assuming that η electrons are

radiating coherently. As a consequence, the results of a PIC simulation would be qualitatively different for different number of particles per cell or different cell sizes. To obtain the correct dynamics of a macro-particle, it is therefore essential to use the real charge and mass to calculate the correct radiation reaction coefficient for a particular particle species. This approach yields the same result regardless of the macro-particle weight.

3. Comparison of the models with standard radiation mechanisms

To examine the physics captured by the different models, we compare the dynamics of a single particle with well known examples for which the particle trajectory and radiated power are known.

We first consider synchrotron radiation, where a particle moves in a constant external magnetic field. Taking only the Lorentz force into account, we expect the trajectory to be a perfect circumference due to the $\mathbf{v} \times \mathbf{B}$ term. When the particle has a very high initial momentum, and is moving in an intense magnetic field, it

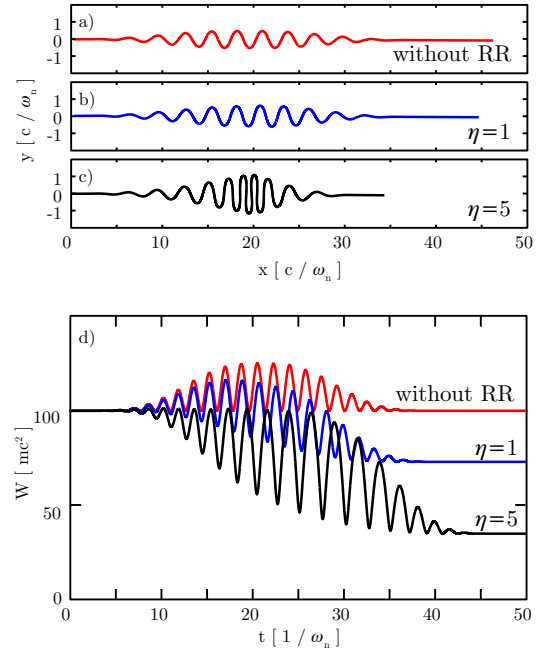


Figure 1: a) Trajectory of a macro-particle without radiation reaction b)-c) Trajectories of macro particles with weights $\eta = 1$ and $\eta = 5$ respectively, counter propagating with a laser pulse where $a_0 = 100$. Particle initial momentum is $p_0 = -100$. d) Energy of the same macro particles from a)-c) as a function of time.

$$\mathbf{B08} \quad \left(\frac{d\mathbf{p}}{dt}\right)_{RR} = -\frac{2}{3} \frac{e^4 \gamma}{m^3 c^5} \mathbf{p} \left(\mathbf{E}_\perp + \frac{\mathbf{p}}{\gamma mc} \times \mathbf{B} \right)^2 \quad (4)$$

$$\begin{aligned} \mathbf{LL} \quad \left(\frac{d\mathbf{p}}{dt}\right)_{RR} = & \frac{2e^3}{3mc^3} \left\{ \gamma \left(\left(\frac{\partial}{\partial t} + \frac{\mathbf{p}}{\gamma m} \cdot \nabla \right) \mathbf{E} + \frac{\mathbf{p}}{\gamma mc} \times \left(\frac{\partial}{\partial t} + \frac{\mathbf{p}}{\gamma m} \cdot \nabla \right) \mathbf{B} \right) \right. \\ & \left. + \frac{e}{mc} \left(\mathbf{E} \times \mathbf{B} + \frac{1}{\gamma mc} \mathbf{B} \times (\mathbf{B} \times \mathbf{p}) + \frac{1}{\gamma mc} \mathbf{E} (\mathbf{p} \cdot \mathbf{E}) \right) - \frac{e\gamma}{m^2 c^2} \mathbf{p} \left(\left(\mathbf{E} + \frac{\mathbf{p}}{\gamma mc} \times \mathbf{B} \right)^2 - \frac{1}{\gamma^2 m^2 c^2} (\mathbf{E} \cdot \mathbf{p})^2 \right) \right\} \end{aligned} \quad (5)$$

$$\mathbf{S09} \quad \left(\frac{d\mathbf{p}}{dt}\right)_{RR} = \frac{2e^3}{3m^2 c^4} \frac{\mathbf{F}_L - \frac{1}{\gamma^2 m^2 c^2} \mathbf{p} (\mathbf{p} \cdot \mathbf{F}_L)}{1 + \frac{2e^2}{3\gamma m^3 c^5} (\mathbf{p} \cdot \mathbf{F}_L)} \times \mathbf{B} - \frac{2\gamma e^2 \mathbf{p}}{3m^3 c^5} \left(\frac{\mathbf{F}_L - \frac{1}{\gamma^2 m^2 c^2} \mathbf{p} (\mathbf{p} \cdot \mathbf{F}_L)}{1 + \frac{2e^2}{3\gamma m^3 c^5} (\mathbf{p} \cdot \mathbf{F}_L)} \cdot \mathbf{F}_L \right) \quad (6)$$

$$\mathbf{H08} \quad \left(\frac{d\mathbf{p}}{dt}\right)_{RR} = -\frac{2}{3} \frac{e^4 \gamma^3}{m c^3} \left(\left(\mathbf{E} + \frac{\mathbf{p}}{\gamma mc} \times \mathbf{B} \right)^2 - \frac{1}{\gamma^2 m^2 c^2} |\mathbf{p} \cdot \mathbf{E}|^2 \right) \frac{\mathbf{p}}{p^2} \quad (7)$$

$$\mathbf{F93} \quad \left(\frac{d\mathbf{p}}{dt}\right)_{RR} = \frac{2}{3} \frac{e^2}{m c^3} \left\{ \gamma \frac{d\mathbf{F}_L}{dt} - \frac{\gamma}{m^2 c^2} \frac{d\mathbf{p}}{dt} \times (\mathbf{p} \times \mathbf{F}_L) + \frac{1}{\gamma m^4 c^4} \left(\mathbf{p} \cdot \frac{d\mathbf{p}}{dt} \right) (\mathbf{p} \times (\mathbf{p} \times \mathbf{F}_L)) \right\} \quad (8)$$

$$\mathbf{LLR} \quad \left(\frac{d\mathbf{p}}{dt}\right)_{RR} = \frac{2e^3}{3mc^3} \left\{ \frac{e}{mc} \left(\mathbf{E} \times \mathbf{B} + \frac{1}{\gamma mc} \mathbf{B} \times (\mathbf{B} \times \mathbf{p}) + \frac{1}{\gamma mc} \mathbf{E} (\mathbf{p} \cdot \mathbf{E}) \right) - \frac{e\gamma}{m^2 c^2} \mathbf{p} \left(\left(\mathbf{E} + \frac{\mathbf{p}}{\gamma mc} \times \mathbf{B} \right)^2 - \frac{1}{\gamma^2 m^2 c^2} (\mathbf{E} \cdot \mathbf{p})^2 \right) \right\} \quad (9)$$

Table 1: Radiation reaction contribution to the equations of motion: \mathbf{F}_L - Lorentz force; \mathbf{p} , e , m - particle momentum, charge and mass, γ - relativistic factor; \mathbf{E} , \mathbf{B} - electromagnetic fields, c - speed of light, t - time.

radiates. The radiative energy loss over time is given by [44]:

$$-\frac{d\xi}{dt} = \frac{2e^4 B^2}{3m^4 c^7} (\xi^2 - m^2 c^4), \quad (13)$$

where $\xi = \gamma mc^2$ is the total particle energy and B is the magnetic field. If the particle is not relativistic, then $\xi \approx mc^2$ and the right-hand side of (13) is close to zero, and therefore the energy loss is negligible. This is also the case when the \mathbf{B} field is small. However, an energetic particle in a high intensity magnetic field will lose a significant amount of energy over time. As the particle loses energy, its velocity decreases, and so does the curvature radius of its trajectory. This means that we do not expect a purely circular motion, but an inward spiral trajectory. When it loses a sufficient amount of energy, so that the right-hand side of (13) approaches zero *i.e.* $\xi^2 \approx m^2 c^4$, the particle trajectory then converges to a circumference.

We have performed simulations for the same initial conditions using all the considered models (eqs. (4)-(9)). A typical example for a very strong damping is

shown in Fig. 2 where we can see that all the energy loss predictions closely resemble each other and match the analytical expression (13). The strongest difference to eq. (13) can be seen for the model B08 [2], which is still smaller than 0.3%. Therefore, we can confidently state that this effect is well resolved by all the models. This is not surprising because in this configuration, where \mathbf{B} is constant and $\mathbf{B} \perp \mathbf{p}$, equations (4)-(9) reduce to:

$$\begin{aligned} \mathbf{B08} \quad & \left(\frac{d\mathbf{p}}{dt}\right)_{RR} = -kB^2 \frac{p^2}{\gamma} \mathbf{p} \\ \mathbf{LL, S09, LLR,} & \quad \left(\frac{d\mathbf{p}}{dt}\right)_{RR} = -kB^2 \frac{p^2+1}{\gamma} \mathbf{p}. \end{aligned} \quad (14)$$

H08, F93

For a highly relativistic particle, $p \gg 1$ and $p^2 + 1 \approx p^2$, so these two equations (14) are expected to yield similar results.

Another illustration of the role of radiation reaction is Bremsstrahlung radiation. We let a charged particle propagate ($\gamma_0 = 10$) along the x-axis starting from the

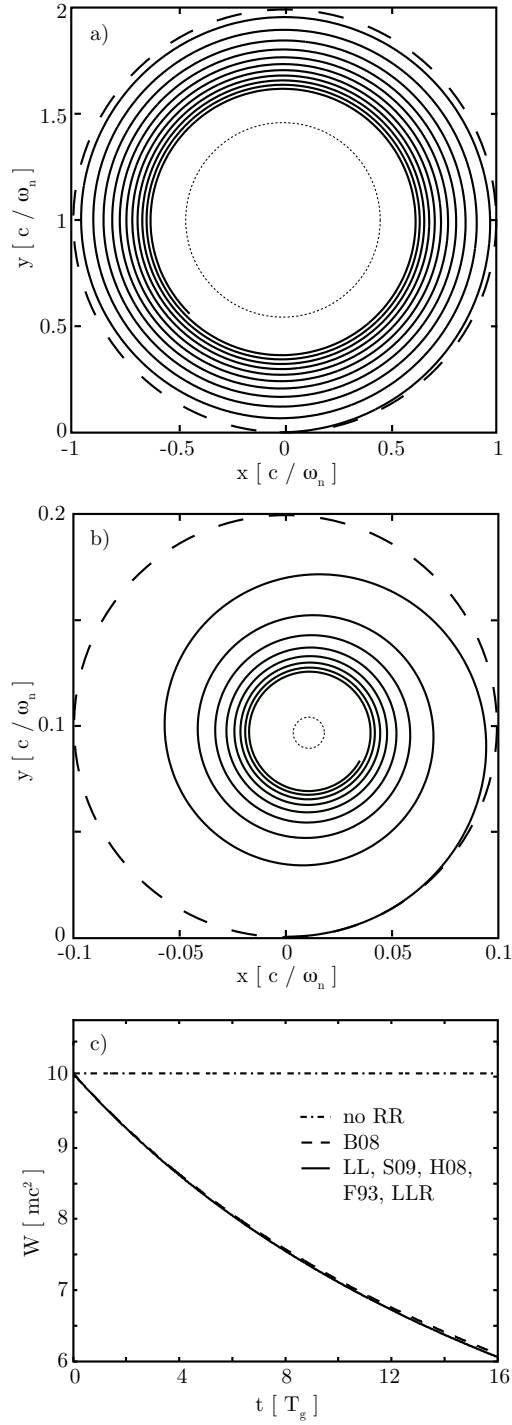


Figure 2: Synchrotron radiation: electron trajectories and energy evolution. T_g - electron gyro period. The normalising frequency ω_n is the laser frequency corresponding to $\lambda = 1\mu\text{m}$. The initial conditions are: a) $p_0 = 100$, $B_0 = 100$, b) $p_0 = 100$, $B_0 = 1000$, c) $p_0 = 10$, $B_0 = 5975$. Dotted circle denotes the limit of the spiral motion.

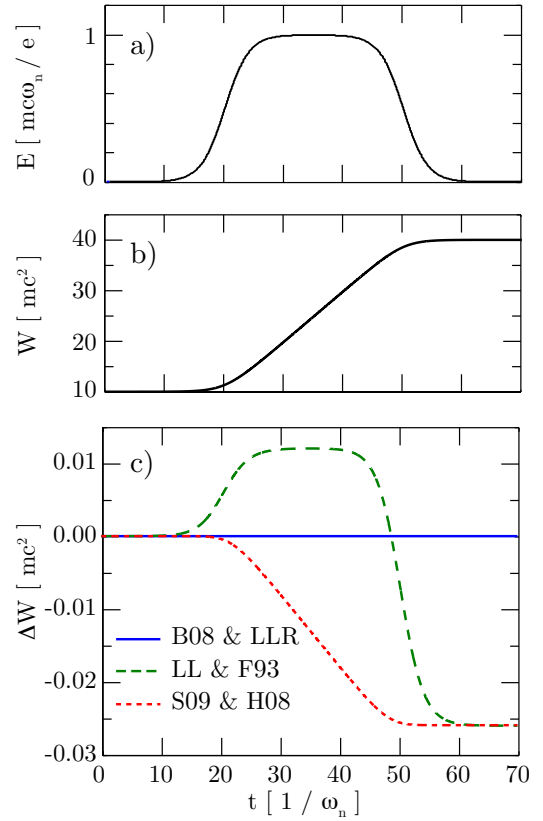


Figure 3: a) Electric field as felt by the particle over time; b) total particle energy vs. time; c) the difference in energy compared to the case without radiation reaction for $k=0.001$.

origin in a static external electric field parallel to the particle motion given by (in normalised units):

$$E(x) = \frac{E_0}{2} \left(\frac{e^{x/a} - e^{-x/a}}{e^{x/a} + e^{-x/a}} + \frac{e^{(L-x)/a} - e^{-(L-x)/a}}{e^{(L-x)/a} + e^{-(L-x)/a}} \right) \quad (15)$$

where $E_0 = 1$, $a = 4$ and $L = 30$ (see Fig. 3). The dominant term in eqs. (4)-(9) that leads to essentially the same result for the synchrotron radiation (14), is identically equal to zero in this specific configuration. This allows us to explore the conceptual differences between some of the models. In Fig. 3 we observe that the LL model and the F93 model depend on the gradient of the applied electric field. There is no radiation reaction observed in the B08 and the LLR models. The S09 and H08 models show some energy loss, but the rate at which the particle loses energy is constant where the electric field is constant and is not affected by the field gradient.

This is better understood if we reduce the equations in Table 1 to the case where $\mathbf{E} \parallel \mathbf{p}$:

$$\begin{aligned} \text{B08 and LLR} \quad & \left(\frac{d\mathbf{p}}{dt} \right)_{RR} = 0 \\ \text{LL and F93} \quad & \left(\frac{d\mathbf{p}}{dt} \right)_{RR} = k\gamma \left(\frac{\partial \mathbf{E}}{\partial t} + \frac{\mathbf{p}}{\gamma} \frac{\partial \mathbf{E}}{\partial x} \right) \\ \text{S09} \quad & \left(\frac{d\mathbf{p}}{dt} \right)_{RR} = -k \frac{\mathbf{E}^2 \mathbf{p}}{\gamma + k\mathbf{p}\mathbf{E}} \\ \text{H08} \quad & \left(\frac{d\mathbf{p}}{dt} \right)_{RR} = -k\gamma \frac{\mathbf{E}^2 \mathbf{p}}{\mathbf{p}^2}. \end{aligned} \quad (16)$$

We see that the LL and F93 models reduce to the same expression. Their radiation reaction force depends only on the field derivatives, not on the absolute value of the field. There is no effect associated with the radiation reaction force in the B08 or in the LLR models. The S09 and H08 models lead to expressions that do not depend on the field derivatives, but only on the absolute value of the field, as can be observed in Fig. 3.

This analysis shows that if we choose one of the models that are insensitive to the rate of the field change, we can apply it exclusively in a regime where this change is small enough not to significantly influence the motion. The condition that must be satisfied is then:

$$\frac{\mathbf{p}}{m^2 c^2} |\mathbf{F}_\perp|^2 \gg \frac{d\mathbf{F}}{dt}, \quad (17)$$

where \mathbf{p} is the particle momentum, \mathbf{F}_\perp is the perpendicular component of the Lorentz force \mathbf{F}_L with respect to \mathbf{p} .

To show that the contribution of the longitudinal fields to the radiation reaction in different models will be small in the vast majority of scenarios, we have chosen to illustrate a case with a very strong field $E_0 = 0.2 E_C$

(Fig. 3c) in a setup similar as in [47]. Here E_C stands for the Schwinger limit ($E_C = m^2 c^3 / e\hbar$), which marks the transition from the classical to the quantum regime. For a field amplitude of $E_0 = 0.2 E_C$ the difference in the energy loss predicted by different models is smaller than 0.1 % compared with the total electron energy (Fig. 3b). Since at $E \approx E_C$ the classical models cannot be applied, a field amplitude outside the scope of applicability of the models is necessary to observe a non-negligible difference between the models.

Additionally, we would like to stress that the applicability condition (17) is satisfied in most physical scenarios of interest. In particular, for laser pulses, the inequality (17) is satisfied if $a_0 \gamma \gg 1$, which is true whenever radiation reaction is significant. In [48] this was confirmed by comparing the contribution of the particle spin and the contribution of radiation reaction force arising from $d\mathbf{B}/dt$ and $d\mathbf{E}/dt$ in the plane wave scenario. In this comparison, the spin gives a bigger contribution. In the classical regime that we are addressing here, the spin contribution is negligible, and so are the contributions of $d\mathbf{B}/dt$ and $d\mathbf{E}/dt$.

In summary, any of the proposed models can be used to describe the classical radiation reaction dominated regime.

4. Testing the role of classical radiation reaction with the dynamics of electrons in intense laser pulses

In order to examine the role of classical radiation reaction in scenarios with intense laser pulses and to determine the conditions where such models should be used we consider the dynamics of a single electron interacting with a laser pulse. This is one of the main scenarios where radiation reaction can be explored [50, 51] and of very high relevance for future laser facilities [2, 45, 48, 52, 53, 54, 55]. The laser pulse normalised vector potential is written as [56]:

$$\mathbf{A}(x, t) = a_0 f(\phi) \cos \phi \mathbf{e}_y \quad (18)$$

where the temporal envelope $f(\phi)$ is a slowly varying function relative to the laser cycle ($df/dt \ll \omega_0 f$), and the phase of the wave is given by $\phi = \omega_0 t - \omega_0 x/c$. We choose for $f(\phi)$ a polynomial function $10\tau^3 - 15\tau^4 + 6\tau^5$ where $\tau = \phi/(\omega_0 t_{FWHM})$ takes values in the domain $[0, 1]$ to define the envelope rise for $0 < \phi/\omega_0 < t_{FWHM}$. Here, the pulse duration τ_{FWHM} is defined as full-width-at-half-maximum in the laser fields, and the envelope profile is symmetric relative to the point of the peak

intensity located at $\phi = \omega_0 t_{FWHM}$. The relativistically invariant normalised vector potential a_0 can be related to the linearly polarised laser intensity through $a_0 = 0.8 \sqrt{I[10^{18} \text{ W/cm}^2] \lambda[\mu\text{m}]}$.

In the field of a linearly polarized laser pulse, a charged particle undergoes quiver motion. Without the radiation reaction force, the total particle energy remains unchanged after the interaction with the laser pulse. With radiation reaction, the total energy can decrease substantially. If we consider a circularly polarized laser pulse, the situation is similar. In Fig. 4 this is illustrated for a linearly and a circularly polarized laser with identical temporal envelopes and the same intensities ($a_0^{LP} = 100$, $a_0^{CP} = 100/\sqrt{2}$, $\lambda_0 = 1\mu\text{m}$). The initial normalised momentum of the particle is $p_0 = 100$, opposite to the laser propagation direction. The total energy that the particle loses while interacting with the laser is about 30% and is the same for the linearly and the circularly polarized case. All the models give similar results (the biggest difference in the final energy in Fig. 4 is 0.03%).

It is important to estimate the threshold when radiation reaction starts to significantly affect the motion. In Fig. 4, we see that for counter-propagating particle and a laser pulse there is already strong radiation reaction for $a_0 = 100$ if $p_0 = 100$. However, if we repeat the simulation with the same laser parameters for a less energetic particle, radiation reaction has a weaker effect. For a particle starting at rest, there is no radiation reaction observed for $a_0 = 100$. This indicates that in order to estimate whether radiation reaction is important for a set of particular conditions, it is also required to have the information about the relative motion of the particle and the laser. We can assume that the radiation reac-

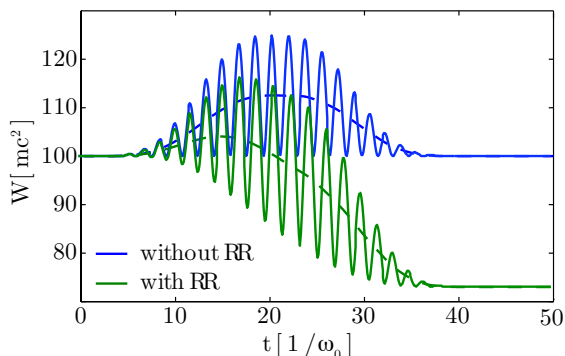


Figure 4: Particle energy over time in the field of linearly (solid line) and circularly (dashed line) polarized laser pulse.

tion force is significant when the following condition is satisfied:

$$\frac{|\mathbf{F}_{rad}|}{|\mathbf{F}_L|} > 10^{-3}. \quad (19)$$

In eq. (5), the dominant term due to radiation for high γ (ultra-relativistic particle) written in units where all quantities are normalised to the laser frequency is:

$$-\frac{2}{3} \frac{e^2 \omega_0}{mc^3} \gamma \mathbf{p} \left(\left(\mathbf{E} + \frac{\mathbf{p}}{\gamma} \times \mathbf{B} \right)^2 - \frac{1}{\gamma^2} (\mathbf{E} \cdot \mathbf{p})^2 \right). \quad (20)$$

In these units $E, B \approx a_0$ and $\gamma \approx p$, and thus the left hand side of eq. (19) is on the order of $(2e^2 \omega_0 / (3mc^3)) \gamma^2 a_0$ for a particle counter-propagating with the wave. For a laser with a wavelength $\lambda_0 \approx 1\mu\text{m}$ eq. (19) then becomes:

$$\left(\frac{1\mu\text{m}}{\lambda_0} \right) \left(\frac{a_0}{10} \right) \left(\frac{\gamma_0}{10^2} \right)^2 \gtrsim 1. \quad (21)$$

The limits of validity of the classical approach for radiation reaction have been discussed in [53, 57]. When the electric field of the laser approaches the Schwinger field in the rest frame of the particle, quantum effects are expected to dominate. For a head-on collision, where radiation reaction has the strongest effect on the motion, the classical equations can then be used if

$$\left(\frac{1\mu\text{m}}{\lambda_0} \right) \left(\frac{a_0}{10} \right) \left(\frac{\gamma_0}{10^4} \right) \ll 1. \quad (22)$$

Therefore, from eq. (21) and eq. (22) we can identify the range of applicability of the classical radiation reaction models described here for the case of an electron colliding head-on with a laser as:

$$\frac{10^4}{\gamma_0^2} \lesssim \left(\frac{1\mu\text{m}}{\lambda_0} \right) \left(\frac{a_0}{10} \right) \ll \frac{10^4}{\gamma_0} \quad (23)$$

For instance, a 300 J laser pulse with $\lambda = 1\mu\text{m}$ and 30 fs duration, yields a peak power of 10 PW and, when focused to a $10\mu\text{m}$ focal spot, a peak intensity of $I = 10^{22} \text{ W/cm}^2$. The corresponding vector potential is $a_0 \approx 100$. Future laser facilities will be able to provide normalised vector potentials of this magnitude, and for $\gamma_0 \gtrsim 100$ the inequalities (23) are verified.

5. The role of the timestep for simulating particle motion in an intense electromagnetic wave

The dynamics of electrons in intense electromagnetic waves can be strongly relativistic. At ultra high intensities the relative dynamics of the particles in the

laser field is highly nonlinear and the relevant numerical parameters must be selected with extra care. In this section, we will see that the choice of the simulation timestep is very important for the accuracy of the final result, and that the optimal value depends on the laser intensity, electron energy, total simulated time, as well as whether radiation reaction is significant or not.

The higher resolution requirements at $a_0 \gg 1$ were reported previously in [58], where they studied the particle motion in an intense electromagnetic plane wave in 1D geometry and found the approximate convergence condition $c\Delta t/\lambda \ll 1/a_0$ (here λ and a_0 are the laser wavelength and the normalised vector potential, c is the speed of light and Δt the simulation time step). Their study focuses on long interaction at relativistic intensities with $a_0 \sim 10$. The higher resolution requirement is even more relevant in scenarios where radiation reaction plays an important role because of the prospects of dealing with ultra-high intensities ($a_0 \gg 10$). However, the state-of-the-art and near-future laser facilities that aim at reaching such intensities are usually short (~ 30 fs), so we opt to consider short laser duration in our further analysis. In fact, as discussed below, we will have different resolution requirements depending on the particle energy, momentum direction and the maximum intensity of the laser field. For our case, the resolution requirements could be less strict than that of ref. [58] depending on the energy of the interacting particles. As the average energy loss due to radiation reaction also depends on the laser duration [52], we could expect different resolution requirements for different laser durations in cases where there is significant radiation reaction.

An initially small integration error can, in principle, grow during a long simulation. To assess this effect, we perform temporal resolution tests for realistic simulation timescales using the fourth order Runge-Kutta integration method. Usually, the longest simulations that can be performed using PIC codes are the ones that can take advantage of the moving window technique used to simulate only a portion of plasma around the laser pulse [59]. We therefore take a typical laser wakefield acceleration (LWFA) setup for a 0.5 GeV electron acceleration stage operating in matched conditions [60] as an example of one such long simulation. For a driver laser wavelength $\lambda_{LD} = 1 \mu\text{m}$, it is required to have a 1.6 mm plasma length, laser $a_{0D} \simeq 1.6$ and the ratio between the laser and the electron plasma frequency $\omega_0/\omega_{pe} \simeq 10$. This amounts to a total simulation time of $T_{\text{total}} \simeq 10^4 \omega_0^{-1}$, where the laser frequency is given by $\omega_0 = 1.88 \times 10^{15} \text{ s}^{-1}$. We take T_{total} to be a characteristic time of a long simulation. The conclusions drawn by using T_{total} will be applicable for any simula-

tions where simulation time $T_{\text{sim}} \lesssim T_{\text{total}}$, which applies to most PIC simulations performed with currently available resources.

Now that we established a typical simulation time, we consider the motion of an electron in a transversely plane electromagnetic wave with a longitudinal envelope that propagates along the x-direction. The electromagnetic wave is expressed analytically according to the eq. (18) and has 30 fs duration at FWHM in intensity. The electron is considered as a test-particle that gives no feedback to the fields, and its motion is followed always for the same amount of time T_{total} . The electron initial momentum is chosen to be parallel to the wave propagation direction and either co- ($p_0 > 0$) or counter-propagating ($p_0 < 0$) with the laser. We have studied the convergence of the particle trajectories for different initial momenta p_0 , and different vector potential of the wave a_0 varying the timestep, while keeping the simulation duration in the units normalised to the laser frequency ω_0 equal to T_{total} .

For some examples when $p_0 > 0$ the total interaction time T_{int} of the particle with a laser may be much longer than the time we are interested in T_{total} . Hence, for our purpose the resolution required for a reliable simulation ensures correct numerical integration of trajectories of such particles within the simulation time T_{total} . We would like to warn the reader that this resolution may be insufficient if one wishes to simulate the entire duration of laser-electron interaction if $T_{\text{int}} \gg T_{\text{total}}$.

In order to establish a quantitative convergence criteria that would allow an automatic evaluation, we have first performed the simulations with a very small time step $dt = 10^{-4} \omega_0^{-1}$, well beyond the convergence limit for each individual case. Then, we chose 1000 reference points equally spaced in time (for $T=10, 20, \dots$) along the trajectory which would serve as a benchmark to compare with the runs with longer dt . We can then define the relative error as:

$$R = \frac{\sum |\Delta\gamma|}{\sum \gamma}. \quad (24)$$

Here, γ is the Lorentz factor of the converged result, $|\Delta\gamma|$ stands for the absolute difference between this value and the one from the current test-particle run and the sums are over all reference points. We take the error to be acceptable if $R < 1\%$ for which we consider that the result has converged. An illustration of converged and unconverted particle trajectories for $a_0 = 40$ and $p_0 = -3$ is shown in Fig. 5. The figure shows that the condition $R < 1\%$ is conservative because even a small visible deviation in a particle trajectory leads to $R \gg 1\%$.

Comprehensive tests were done for a wide range of

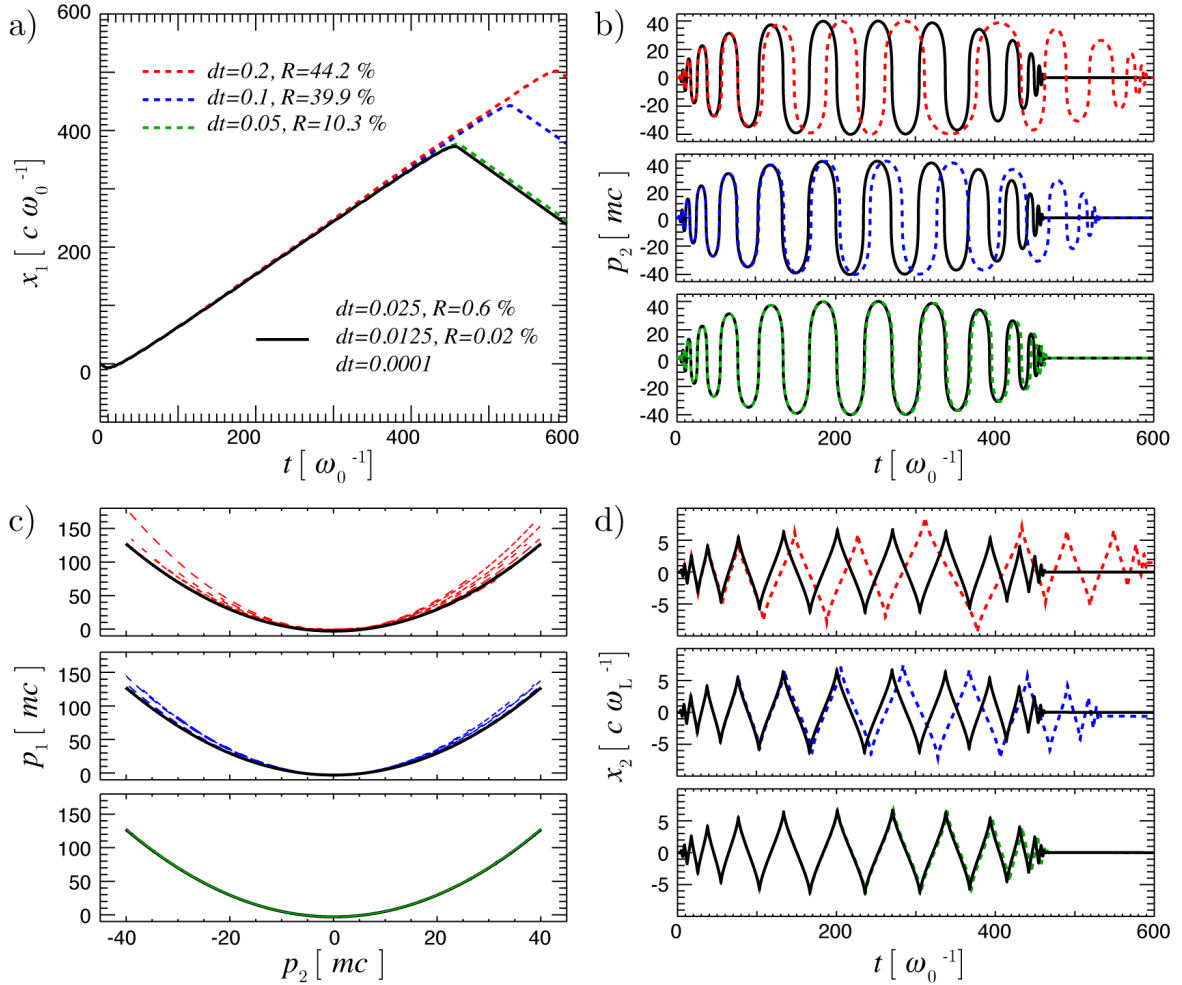


Figure 5: Illustration of converged and unconverted particle trajectories. a) Longitudinal coordinate over time, b) Transverse momentum over time, c) Longitudinal as a function of transverse momentum, d) Transverse coordinate over time. c) - d) Upper plots show the difference of the particle trajectory obtained with $dt = 0.2$ (dashed red line) compared with the converged case (solid black line). Middle plots show the same comparison for $dt = 0.1$ (blue dashed line), and lower plots for $dt = 0.05$ (green dashed line).

values of a_0 and initial momenta. A subset of these is plotted in Fig. 6, where each pixel represents a single simulation (300×100 pixels in each panel). It can be seen that below $a_0 = 5$, the condition of having ~ 30 points per laser period is sufficient (here equivalent to $dt=0.2 \omega_0^{-1}$). If a_0 is higher, the most demanding case is when the particle has very low energy before the interaction with the laser. In that case, the particle can get a strong kick, on the order of its total energy, within a single time step. This can modify its direction of motion and put the particle on a different trajectory, allowing the error to grow as the particle gains energy in the laser field. If a particle is already ultra-relativistic, the same error in the accelerating force does not change the mo-

tion significantly.

Our findings are consistent with the ones reported in Ref. [58]. They have shown that the "stopping point" of electron trajectories is the most sensitive section with respect to integration errors. Resolution requirements are therefore expected to be more strict for particles that do have a point of zero-momentum during the laser interaction.

From Fig. 6a we can conclude that for studying the interaction of relativistic electron beams with intense lasers where $\gamma > a_0/3$, a resolution of 30 timesteps per laser period can still be kept. For smaller values of initial γ this no longer holds and special care should be applied when simulating intense lasers interacting with

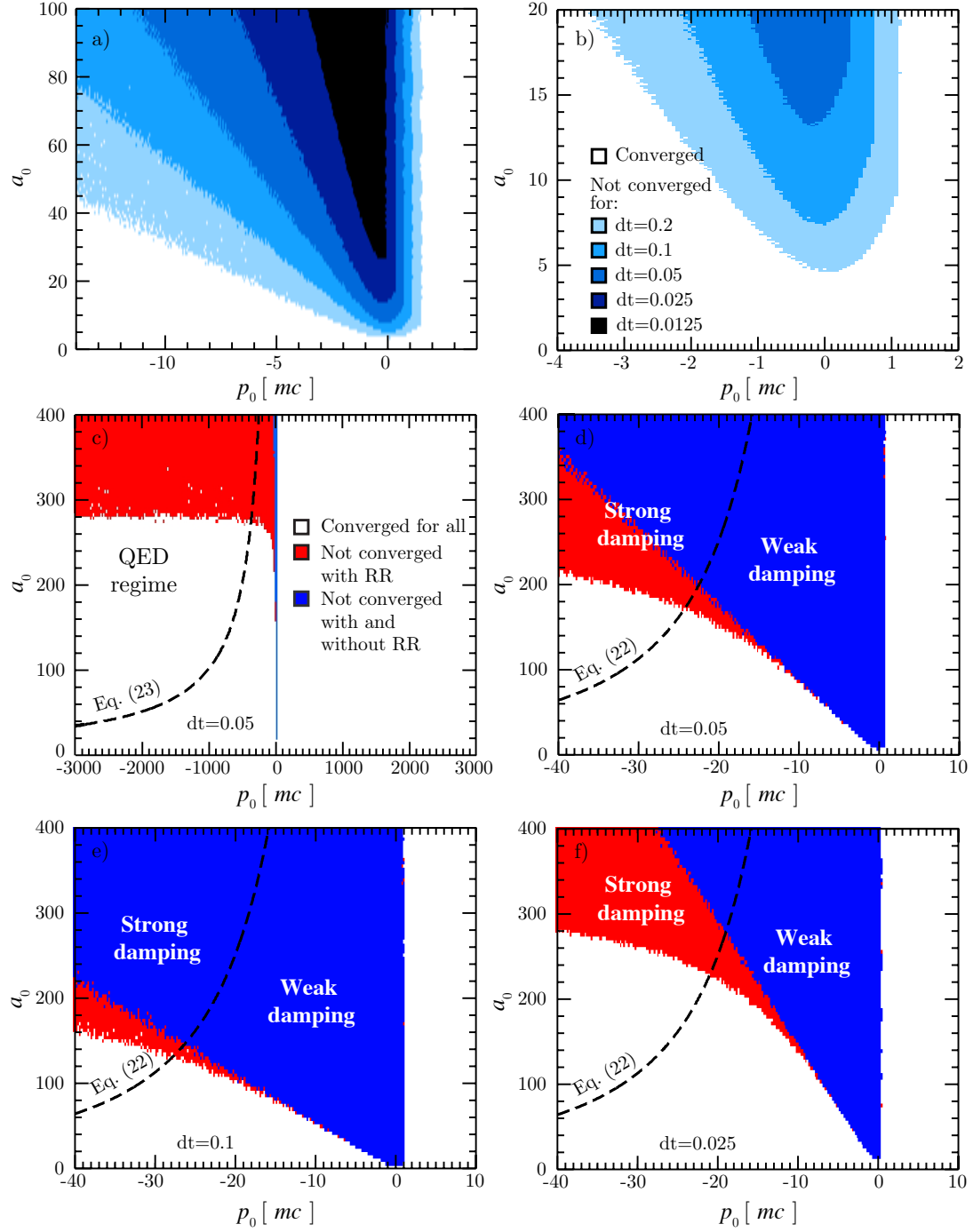


Figure 6: Convergence map for different time steps at a) high and b) low intensities. Convergence map for c), d) $dt = 0.05$, e) $dt = 0.1$, f) $dt = 0.025$, with and without accounting for radiation reaction. Color legend for both a) and b) is presented in panel b), while for c) - f) it is presented in panel c). The laser pulse duration was 30 fs ($\approx 56.5 \omega_0^{-1}$), and total simulation time for all simulations $T_{\text{total}} = 10^4 \omega_0^{-1}$. Below $a_0 = 100$, the convergence does not depend on whether radiation reaction is included or not. Below $a_0 = 5$, the standard condition ($dt=0.2 \sim 30$ points per laser period) is enough. For higher values, the most limiting case is laser in a cold plasma - the interaction of ultra relativistic particles can still be modelled with $dt = 0.2$. The difference in the regions with higher values of a_0 with and without radiation reaction can be attributed to the particle energy loss that lowers the effective p of the particle.

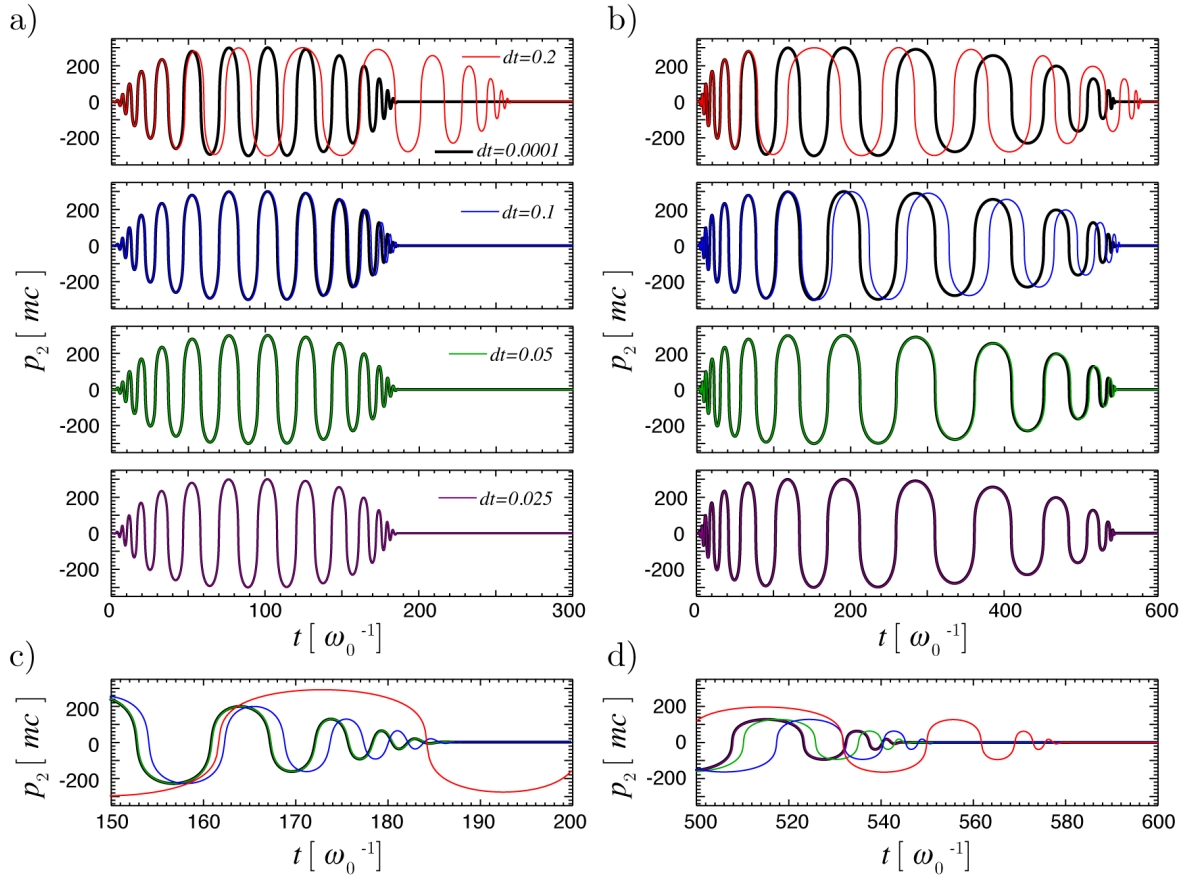


Figure 7: Particle trajectories for $a_0 = 300$ and $p_0 = -40$. Transverse momentum p_2 versus time a) without and b) with radiation reaction. Thick black lines correspond to the fully converged trajectories. The green lines corresponds to $dt = 0.05$, for which the simulation has converged without radiation reaction and has not converged when radiation reaction is taken into account. This is even more evident when we compare all the trajectories on a smaller time interval near the end of the interaction c) without and d) with radiation reaction.

cold plasmas. These are general conclusions that apply whether or not the radiation reaction is accounted for in the code. We have repeated the same procedure with and without radiation reaction, and for lasers where $a_0 < 80$ we have not observed any differences in the convergence map (Fig. 6 a,b).

A difference between the convergence map with and without RR (Fig. 6 c-f) arises only for very high a_0 . This is not surprising since in these cases the particles lose significant energy due to the strong radiation reaction, and thus move to the regions in the parameter space of Fig. 6 where smaller dt would be required. For instance, if at the start of the interaction with a laser of $a_0 = 300$, an electron has $p_0 = -40 mc$, after the interaction it will have $p = -15 mc$. Figure 6e shows that $dt = 0.1$ is not small enough for the particle trajectory to converge, with or without radiation reaction (the cor-

responding trajectories are illustrated in Fig. 7 coloured blue). The electron trajectory satisfies our convergence criteria without radiation reaction for $dt = 0.05$, but not if we take radiation reaction into account (Fig. 6d and Fig. 7 green). However, for $p_0 = -15$, the convergence criteria without radiation reaction is also not satisfied for $dt=0.05$ because lower particle momentum requires higher resolution (it is easier to reach the "stopping point" with a lower momentum). This means that by causing energy loss, and thus lowering the particle momentum, radiation reaction leads to more stringent convergence criteria that is evident in Fig. 6 c-f. If we consider the lowest value of the average momentum in the simulation (i.e. the final momentum), we can apply the convergence map obtained without radiation reaction. A way to quickly estimate the total energy loss during a head-on collision with a laser pulse can be found

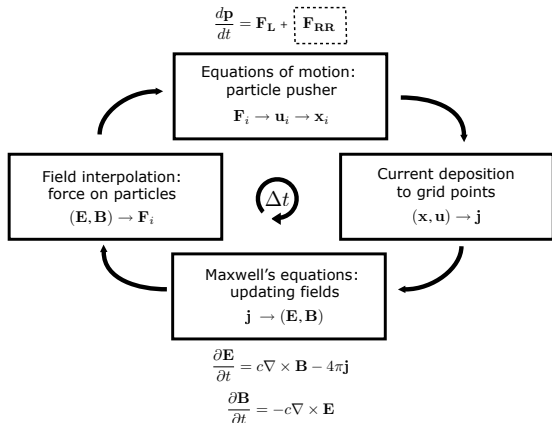


Figure 8: Main PIC loop. \mathbf{x}_i , \mathbf{u}_i , \mathbf{F}_i - particle position, generalized velocity $\mathbf{u}_i = \gamma\mathbf{v}_i$ and force acting on the i -th particle; \mathbf{j} -total current; \mathbf{E} , \mathbf{B} the electric and the magnetic field respectively.

in Ref. [52].

6. Computational overhead of radiation reaction modelling

To assess the computational overhead of the radiation reaction schemes for particle-in-cell codes, we need to consider the full structure of the PIC loop (presented in Fig. 8) and the main aspects that affect its performance. The electromagnetic fields in the simulation are stored on the grid nodes, while particles explore the full 6D phasespace. The fields stored on the grid are interpolated to the particle positions and then the particles are pushed according to the Lorentz force. Later, the currents created by all the particles are deposited on the grid, where this information allows to advance the fields on the grid nodes. The new fields are then interpolated again to the new particle positions to start the next iteration. OSIRIS is parallelised through a spatial domain decomposition, where only the neighbouring computer nodes are required to exchange information. This exchange consist of sending the information about the particles that moved to the sector of space that belongs to the neighbouring node and about the electromagnetic fields in the vicinity of the boundary between the two.

Introducing the radiation reaction into the PIC loop, in principle, does not affect the parallelisation and should not affect the overall scalability of the PIC code. The main difference is in the particle pusher, where instead of the Lorentz force, it is necessary to apply a full equation of motion that also incorporates the radiation reaction force. The particle pusher in OSIRIS can follow a second-order Boris method [61], or a fourth-order

Model	Overhead	Added quantities
B08	1	0
LL	4.5	6 per grid point
S09	2	0
H08	1.5	3 per particle
F93	2	3 per particle
LLR	2	0

Table 2: Computational cost for each RR model

Runge-Kutta integration method for the particle equations of motion. Radiation reaction can be implemented in both of them (see ref. [48] for instructions on adapting the LL method for Boris pusher).

When examining the equations (4)-(9) one can expect a significant overhead of the particle pusher as compared to the case where we only had the Lorentz force. To estimate the additional computational cost, we have determined the particle pusher overhead for every model used here. The overhead is defined as the ratio between the number of floating point operations (flop) required for the radiation reaction force and for the Lorentz force respectively.

In state-of-the-art supercomputers, memory access is often more time-consuming than additional flop. The balance depends on a particular computer architecture, but in all cases it is advisable to minimize the amount of saved quantities. The computation of radiation reaction force requires sometimes additional memory. For example, in eq. (8) the Lorentz force from a previous time step needs to be saved. This implies that three space components of the force are to be added for each particle in the simulation. Also, the LL model requires to save electric and magnetic fields from the previous timestep, which results in six extra quantities per grid point. In addition to adding memory requirements (more RAM needed for the problem of the same size), this would also double the amount of communications related to the exchange of field values near the boundary between the neighbouring nodes.

The additional computational cost is summarized in Table 2. The models that do not require any additional memory (B08, S09 and LLR) also have low overhead in terms of flop.

Therefore, any of these three models can be introduced without affecting significantly the performance of a PIC code. We chose the LLR model and implemented it in OSIRIS pusher with the fourth-order Runge Kutta

integration method.

7. Conclusions

We have compared different approaches to include classical radiation reaction in a PIC code. Out of the numerous models available in the literature, we chose a subset compatible with the standard PIC algorithm and compared their performance in modelling the electron motion in physical scenarios of interest.

The first test was on the electron motion in a constant B-field (i.e. synchrotron), where all the models gave the same results, with a minimal departure of B08 at extremely high fields ($B \approx 0.1 B_C$). Interaction of electrons with a counter-propagating laser pulse (both for circular and linear polarisation) also did not show any appreciable distinction between the models. This is not surprising, because for relativistic electrons the leading order term in the radiation reaction force associated with the transverse acceleration is the same for all the compared models. However, differences arise in the presence of a longitudinal electric field with a spatio-temporal gradient. For such fields, the model F93 predicts the same recoil as the LL model, that depends on the electric field gradient. The models S09 and H08 depart from the LL results, but do predict an energy loss that depends solely on the field magnitude (not the gradient). The models B08 and LLR do not account for any energy loss in this configuration. Even though this offers a qualitative distinction between the models, the electric field needs to be on the order of the Schwinger critical field to show it, and even then the differences make for less than a percent of the total electron energy. They are, therefore, unlikely to make any real impact to the simulation results for realistic configurations. For example, these differences are negligible compared to the leading order term of the radiation reaction force for particles in the field of a laser pulse if $a_0\gamma \gg 1$, which is necessarily satisfied in case of a significant radiation reaction.

One additional question that needed to be addressed for PIC implementation is the definition of radiation reaction for a macro-particle. We note that the radiation reaction depends nonlinearly on charge and mass. To avoid overestimating the output radiation by artificially assuming coherent emission, the real charge and mass of a single particle should be used when calculating the radiation reaction force for a macro-particle.

The models are all fit to describe the physics, but the computational cost is minimal (in terms of flop and additional memory required) for the models B08, S09 and LLR. They can be included in a massively parallel PIC

code just by re-writing the particle pusher, without any additional quantities to store. We have opted to implement the LLR model in OSIRIS.

Apart from choosing a model that accounts for radiation reaction, to correctly model the particle dynamics at extreme intensities it is essential to use the appropriate temporal resolution in the simulations. For the same laser frequency, a higher a_0 requires higher resolution to account correctly for the electron motion (especially if the electron is not relativistic at the start of the interaction). Detailed analysis supported by test-particle simulations was performed to facilitate the choice of temporal resolution for simulations at high intensities.

Taking all the aforementioned into account, it is possible to simulate the classical radiation reaction dominated regime with PIC codes by keeping the same parallel structure and introducing modifications only at particle push-time. Such modifications should not affect significantly the computational performance of massively parallel PIC simulations, with several models (e. g. LLR or B08) capturing the appropriate dynamics with minimal computational overhead.

8. Acknowledgements

We gratefully acknowledge Dr T. Grismayer and Dr S. F. Martins for fruitful discussions. This work is supported by the European Research Council (ERC-2010-AdG Grant 267841) and FCT (Portugal) grants PTDC/FIS/111720/2009, SFRH/BD/62137/2009 and SFRH/BD/39523/2007. Simulations were performed at IST cluster (Lisbon, Portugal).

References

- [1] The ELI Project.
URL <http://www.extreme-light-infrastructure.eu/>
- [2] A. R. Bell, J. G. Kirk, Possibility of prolific pair production with high-power lasers, *Phys. Rev. Lett.* 101 (20) (2008) 200403. doi:10.1103/PhysRevLett.101.200403.
- [3] S. S. Bulanov, T. Z. Esirkepov, A. G. R. Thomas, J. K. Koga, S. V. Bulanov, Schwinger limit attainability with extreme power lasers, *Phys. Rev. Lett.* 105 (2010) 220407. doi:10.1103/PhysRevLett.105.220407.
- [4] C. P. Ridgers, C. S. Brady, R. Ducloux, J. G. Kirk, K. Bennett, T. D. Arber, A. P. L. Robinson, A. R. Bell, Dense electron-positron plasmas and ultraintense γ rays from laser-irradiated solids, *Phys. Rev. Lett.* 108 (2012) 165006. doi:10.1103/PhysRevLett.108.165006.
- [5] N. V. Elkina, A. M. Fedotov, I. Y. Kostyukov, M. V. Legkov, N. B. Narozhny, E. N. Nerush, H. Ruhl, Qed cascades induced by circularly polarized laser fields, *Phys. Rev. ST Accel. Beams* 14 (2011) 054401. doi:10.1103/PhysRevSTAB.14.054401.
- [6] K. Noguchi, E. Liang, Radiative effects on particle acceleration in electromagnetic dominated outflows, arXiv: astro-ph (0412310v3) (2008) 0412310v3.

- [7] A. Zhidkov, J. Koga, A. Sasaki, M. Uesaka, Radiation damping effects on the interaction of ultraintense laser pulses with an overdense plasma, *Phys. Rev. Lett.* 88 (18) (2002) 185002. doi:10.1103/PhysRevLett.88.185002.
- [8] E. L. Clark, K. Krushelnick, M. Zepf, F. N. Beg, M. Tatarakis, A. Machacek, M. I. K. Santala, I. Watts, P. A. Norreys, A. E. Dangor, Energetic heavy-ion and proton generation from ultraintense laser-plasma interactions with solids, *Phys. Rev. Lett.* 85 (8) (2000) 1654–1657. doi:10.1103/PhysRevLett.85.1654.
- [9] A. Zhidkov, A. Sasaki, T. Tajima, Emission of mev multiple-charged ions from metallic foils irradiated with an ultrashort laser pulse, *Phys. Rev. E* 61 (3) (2000) R2224–R2227. doi:10.1103/PhysRevE.61.R2224.
- [10] M. Chen, A. Pukhov, T.-P. Yu, Z.-M. Sheng, Radiation reaction effects on ion acceleration in laser foil interaction, *Plasma Phys. Contr. F.* 53 (1) (2011) 014004.
- [11] D. Iwanenko, I. Pomeranchuk, On the maximal energy attainable in a betatron, *Phys. Rev.* 65 (1944) 343–343. doi:10.1103/PhysRev.65.343.
- [12] F. Rohrlich, Dynamics of a charged particle, *Phys. Rev. E* 77 (2008) 046609. doi:10.1103/PhysRevE.77.046609.
- [13] A. Di Piazza, Exact solution of the landau-lifshitz equation in a plane wave, *Lett. Math. Phys.* 83 (3) (2008) 305–313. doi:10.1007/s11005-008-0228-9.
- [14] J. Koga, Integration of the lorentz-dirac equation: Interaction of an intense laser pulse with high-energy electrons, *Phys. Rev. E* 70 (4) (2004) 046502. doi:10.1103/PhysRevE.70.046502.
- [15] S. E. Gralla, A. I. Harte, R. M. Wald, Rigorous derivation of electromagnetic self-force, *Phys. Rev. D* 80 (2009) 024031. doi:10.1103/PhysRevD.80.024031.
- [16] S. V. Bulanov, T. Z. Esirkepov, M. Kando, J. K. Koga, S. S. Bulanov, Lorentz-abraham-dirac versus landau-lifshitz radiation friction force in the ultrarelativistic electron interaction with electromagnetic wave (exact solutions), *Phys. Rev. E* 84 (2011) 056605. doi:10.1103/PhysRevE.84.056605.
- [17] K. Seto, H. Nagatomo, J. Koga, K. Mima, Equation of motion with radiation reaction in ultrarelativistic laser-electron interactions, *Phys. Plasmas* 18 (12) (2011) 123101. doi:http://dx.doi.org/10.1063/1.3663843.
- [18] H. Spohn, The critical manifold of the lorentz-dirac equation, *Europhys. Lett.* 50 (3) (2000) 287. doi:10.1209/ep1/i2000-00268-x.
- [19] A. M. Fedotov, N. V. Elkina, E. G. Gelfer, N. B. Narozhny, H. Ruhl, Radiation friction versus ponderomotive effect, *Phys. Rev. A* 90 (2014) 053847. doi:10.1103/PhysRevA.90.053847.
- [20] Y. Kravets, D. Noble, A. and Jaroszynski, Radiation reaction effects on the interaction of an electron with an intense laser pulse, *Phys. Rev. E* 88 (2013) 011201. doi:10.1103/PhysRevE.88.011201.
- [21] A. Noble, D. A. Burton, J. Gratus, D. A. Jaroszynski, A kinetic model of radiating electrons, *Journal of Mathematical Physics* 54 (4) (2013) -. doi:http://dx.doi.org/10.1063/1.4798796.
- [22] A. Zhidkov, S. Masuda, S. S. Bulanov, J. Koga, T. Hosokai, R. Kodama, Radiation reaction effects in cascade scattering of intense, tightly focused laser pulses by relativistic electrons: Classical approach, *Phys. Rev. ST Accel. Beams* 17 (2014) 054001. doi:10.1103/PhysRevSTAB.17.054001.
- [23] F. Rohrlich, The correct equation of motion of a classical point charge, *Phys. Lett. A* 283 (2001) 276–278. doi:http://dx.doi.org/10.1016/S0375-9601(01)00264-X.
- [24] M. Tamburini, T. V. Liseykina, F. Pegoraro, A. Macchi, Radiation-pressure-dominant acceleration: Polarization and radiation reaction effects and energy increase in three-dimensional simulations, *Phys. Rev. E* 85 (2012) 016407. doi:10.1103/PhysRevE.85.016407.
- [25] S. V. Bulanov, T. Z. Esirkepov, Y. Hayashi, M. Kando, H. Kiriya, J. K. Koga, K. Kondo, H. Kotaki, A. S. Pirozhkov, S. S. Bulanov, A. G. Zhidkov, P. Chen, D. Neely, Y. Kato, N. B. Narozhny, G. Korn, On the design of experiments for the study of extreme field limits in the interaction of laser with ultrarelativistic electron beam, *Nucl. Instrum. Meth. A* 660 (1) (2011) 31–42. doi:http://dx.doi.org/10.1016/j.nima.2011.09.029.
- [26] T. Schlegel, V. T. Tikhonchuk, Classical radiation effects on relativistic electrons in ultraintense laser fields with circular polarization, *New J. Phys* 14 (7) (2012) 073034. doi:10.1088/1367-2630/14/7/073034.
- [27] S. Bulanov, T. Esirkepov, J. Koga, T. Tajima, Interaction of electromagnetic waves with plasma in the radiation-dominated regime, *Plasma Phys. Rep.* 30 (3) (2004) 196–213. doi:10.1134/1.1687021.
- [28] A. G. R. Thomas, C. P. Ridgers, S. S. Bulanov, B. J. Griffin, S. P. D. Mangles, Strong radiation-damping effects in a gamma-ray source generated by the interaction of a high-intensity laser with a wakefield-accelerated electron beam, *Phys. Rev. X* 2 (2012) 041004. doi:10.1103/PhysRevX.2.041004.
- [29] E. Esarey, Laser cooling of electron beams via thomson scattering, *Nucl. Instr. Meth. Phys. Res.* 455 (1) (2000) 7–14. doi:10.1016/S0168-9002(00)00685-9.
- [30] L. L. Ji, A. Pukhov, I. Y. Kostyukov, B. F. Shen, K. Akli, Radiation-reaction trapping of electrons in extreme laser fields, *Phys. Rev. Lett.* 112 (2014) 145003. doi:10.1103/PhysRevLett.112.145003.
- [31] C. Harvey, M. Marklund, Radiation damping in pulsed gaussian beams, *Phys. Rev. A* 85 (2012) 013412. doi:10.1103/PhysRevA.85.013412.
- [32] R. Capdessus, E. d’Humières, V. T. Tikhonchuk, Modeling of radiation losses in ultrahigh power laser-matter interaction, *Phys. Rev. E* 86 (2012) 036401. doi:10.1103/PhysRevE.86.036401.
- [33] C. H. Jaroschek, M. Hoshino, Radiation-dominated relativistic current sheets, *Phys. Rev. Lett.* 103 (2009) 075002. doi:10.1103/PhysRevLett.103.075002.
- [34] D. A. Uzdensky, J. C. McKinney, Magnetic reconnection with radiative cooling. i. optically thin regime, *Phys. Plasmas* 18 (4) (2011) 042105. doi:http://dx.doi.org/10.1063/1.3571602.
- [35] M. D’Angelo, L. Fedeli, A. Sgattoni, F. Pegoraro, A. Macchi, Particle acceleration and radiation friction effects in the filamentation instability of pair plasmas, *Mon. Not. R. Astron. Soc.* 451 (4) (2015) 3460–3467. doi:10.1093/mnras/stv1159.
- [36] B. Cerutti, G. R. Werner, D. A. Uzdensky, M. C. Begelman, Simulations of particle acceleration beyond the classical synchrotron burnoff limit in magnetic reconnection: An explanation of the crab flares, *Astrophys. J.* 770 (2) (2013) 147. doi:10.1088/0004-637X/770/2/147.
- [37] R. A. Fonseca, L. O. Silva, F. S. Tsung, V. K. Decyk, W. Lu, C. Ren, W. B. Mori, S. Deng, S. Lee, T. Katsouleas, J. C. Adam, OSIRIS: A three-dimensional, fully relativistic particle in cell code for modeling plasma based accelerators, Vol. 2331, Springer Berlin / Heidelberg, 2002.
- [38] R. A. Fonseca, J. Vieira, F. Fiuza, A. Davidson, F. Tsung, W. B. Mori, L. O. Silva, Exploiting multi-scale parallelism for large scale numerical modelling of laser wakefield accelerators, *Plasma Phys. Contr. F.* 55 (12) (2013) 124011.
- [39] J. D. Jackson, *Classical Electrodynamics Third Edition*, 3rd Edition, Wiley, 1998.

- [40] F. Rohrlich, The dynamics of a charged sphere and the electron, *Am. J. Phys.* 65 (11) (1997) 1051–1056. doi:10.1119/1.18719.
- [41] A. D. Yaghjian, *Relativistic Dynamics of a Charged Sphere: Updating the Lorentz-Abraham Model*, Springer-Verlag, Berlin, Heidelberg, 1992.
- [42] F. V. Hartemann, A. K. Kerman, Classical theory of nonlinear Compton scattering, *Phys. Rev. Lett.* 76 (4) (1996) 624–627. doi:10.1103/PhysRevLett.76.624.
- [43] I. Sokolov, Renormalization of the Lorentz-Abraham-Dirac equation for radiation reaction force in classical electrodynamics, *J. Exp. Theor. Phys.* 109 (2) (2009) 207–212. doi:10.1134/S1063776109080044.
- [44] L. D. Landau, E. M. Lifshitz, *The Classical Theory of Fields*, Butterworth Heinemann, 1975.
- [45] I. V. Sokolov, N. M. Naumova, J. A. Nees, G. A. Mourou, V. P. Yanovsky, Dynamics of emitting electrons in strong laser fields, *Phys. Plasmas* 16 (9) (2009) 093115. doi:10.1063/1.3236748.
- [46] C. B. Hededal, *Gamma-Ray Bursts, Collisionless Shocks and Synthetic Spectra*, Ph.D. thesis, University of Copenhagen, Denmark (2008).
- [47] G. W. Ford, R. F. O’Connell, Relativistic form of radiation reaction, *Phys. Lett. A* 174 (3) (1993) 182 – 184. doi:DOI:10.1016/0375-9601(93)90755-0.
- [48] M. Tamburini, F. Pegoraro, A. DiPiazza, C. H. Keitel, A. Macchi, Radiation reaction effects on radiation pressure acceleration, *New J. Phys.* 12 (12) (2010) 123005.
- [49] A. Ilderton, G. Torggrímsson, Radiation reaction in strong field {QED}, *Physics Letters B* 725 (45) (2013) 481 – 486. doi:http://dx.doi.org/10.1016/j.physletb.2013.07.045.
- [50] C. Bula, K. T. McDonald, E. J. Prebys, C. Bamber, S. Boege, T. Kotsieroglou, A. C. Melissinos, D. D. Meyerhofer, W. Ragg, D. L. Burke, R. C. Field, G. Horton-Smith, A. C. Odian, J. E. Spencer, D. Walz, S. C. Berridge, W. M. Bugg, K. Shmakov, A. W. Weidemann, Observation of nonlinear effects in Compton scattering, *Phys. Rev. Lett.* 76 (1996) 3116–3119. doi:10.1103/PhysRevLett.76.3116.
- [51] D. L. Burke, R. C. Field, G. Horton-Smith, J. E. Spencer, D. Walz, S. C. Berridge, W. M. Bugg, K. Shmakov, A. W. Weidemann, C. Bula, K. T. McDonald, E. J. Prebys, C. Bamber, S. J. Boege, T. Koffas, T. Kotsieroglou, A. C. Melissinos, D. D. Meyerhofer, D. A. Reis, W. Ragg, Positron production in multiphoton light-by-light scattering, *Phys. Rev. Lett.* 79 (1997) 1626–1629. doi:10.1103/PhysRevLett.79.1626.
- [52] M. Vranic, J. L. Martins, J. Vieira, R. A. Fonseca, L. O. Silva, All-optical radiation reaction at 10^{21} W/cm², *Phys. Rev. Lett.* 113 (2014) 134801. doi:10.1103/PhysRevLett.113.134801.
- [53] Y. Hadad, L. Labun, J. Rafelski, N. Elkina, C. Klier, H. Ruhl, Effects of radiation reaction in relativistic laser acceleration, *Phys. Rev. D* 82 (2010) 096012. doi:10.1103/PhysRevD.82.096012.
- [54] A. Di Piazza, K. Z. Hatsagortsyan, C. H. Keitel, Strong signatures of radiation reaction below the radiation-dominated regime, *Phys. Rev. Lett.* 102 (2009) 254802. doi:10.1103/PhysRevLett.102.254802.
- [55] E. Esarey, S. K. Ride, P. Sprangle, Nonlinear Thomson scattering of intense laser pulses from beams and plasmas, *Phys. Rev. E* 48 (1993) 3003–3021. doi:10.1103/PhysRevE.48.3003.
- [56] P. Gibbon, *Short pulse laser interactions with matter: an introduction*, 2005.
- [57] I. V. Sokolov, J. A. Nees, V. P. Yanovsky, N. M. Naumova, G. A. Mourou, Emission and its back-reaction accompanying electron motion in relativistically strong and qed-strong pulsed laser fields, *Phys. Rev. E* 81 (3) (2010) 036412. doi:10.1103/PhysRevE.81.036412.
- [58] A. V. Arefiev, G. E. Cochran, D. W. Schumacher, A. P. L. Robinson, G. Chen, Temporal resolution criterion for correctly simulating relativistic electron motion in a high-intensity laser field, *Phys. Plasmas* 22 (1) (2015) 013103. doi:http://dx.doi.org/10.1063/1.4905523.
- [59] K.-C. Tzeng, W. B. Mori, C. D. Decker, Anomalous absorption and scattering of short-pulse high-intensity lasers in underdense plasmas, *Phys. Rev. Lett.* 76 (1996) 3332–3335. doi:10.1103/PhysRevLett.76.3332.
- [60] W. Lu, M. Tzoufras, C. Joshi, F. S. Tsung, W. B. Mori, J. Vieira, R. A. Fonseca, L. O. Silva, Generating multi-gev electron bunches using single stage laser wakefield acceleration in a 3d nonlinear regime, *Phys. Rev. ST Accel. Beams* 10 (2007) 061301. doi:10.1103/PhysRevSTAB.10.061301.
- [61] C. K. Birdsall, A. B. Langdon, *Plasma Physics via Computer Simulation*, Taylor & Francis, 2004.