
Counterfactual Risk Minimization: Learning from Logged Bandit Feedback

Adith Swaminathan

Cornell University, Ithaca, NY 14853 USA

ADITH@CS.CORNELL.EDU

Thorsten Joachims

Cornell University, Ithaca, NY 14853 USA

TJ@CS.CORNELL.EDU

Abstract

We develop a learning principle and an efficient algorithm for batch learning from logged bandit feedback. This learning setting is ubiquitous in online systems (e.g., ad placement, web search, recommendation), where an algorithm makes a prediction (e.g., ad ranking) for a given input (e.g., query) and observes bandit feedback (e.g., user clicks on presented ads). We first address the counterfactual nature of the learning problem through propensity scoring. Next, we prove generalization error bounds that account for the variance of the propensity-weighted empirical risk estimator. These constructive bounds give rise to the Counterfactual Risk Minimization (CRM) principle. We show how CRM can be used to derive a new learning method – called Policy Optimizer for Exponential Models (POEM) – for learning stochastic linear rules for structured output prediction. We present a decomposition of the POEM objective that enables efficient stochastic gradient optimization. POEM is evaluated on several multi-label classification problems showing substantially improved robustness and generalization performance compared to the state-of-the-art.

1. Introduction

Log data is one of the most ubiquitous forms of data available, as it can be recorded from a variety of systems (e.g., search engines, recommender systems, ad placement) at little cost. The interaction logs of such systems typically contain a record of the input to the system (e.g., features describing the user), the prediction made by the system (e.g., a recommended list of news articles) and the feedback (e.g.,

number of ranked articles the user read) (Li et al., 2010). The feedback, however, provides only partial information – “bandit feedback” – limited to the particular prediction shown by the system. The feedback for all the other predictions the system could have made is typically not known. This makes learning from log data fundamentally different from supervised learning, where “correct” predictions (e.g., the best ranking of news articles for that user) together with a loss function provide full-information feedback.

We study the problem of batch learning from logged bandit feedback. Unlike online learning with bandit feedback, batch learning does not require interactive experimental control over the system. Furthermore, it enables the reuse of existing data and offline cross-validation techniques for model selection (e.g., “should we perform feature selection?”, “which learning algorithm to use?”, etc.).

To solve this batch-learning problem, we first need a *counterfactual* estimator (Bottou et al., 2013) of a system’s performance, so that we can estimate how other systems would have performed if they had been in control of choosing predictions. Such estimators have been developed recently for the off-policy evaluation problem (Langford et al., 2011), (Li et al., 2011), (Li et al., 2014), where data collected from the interaction logs of one bandit algorithm is used to evaluate another system.

Our approach to counterfactual learning centers around the insight that, to perform robust learning, it is not sufficient to have just an unbiased estimator of the off-policy system’s performance. We must also reason about how the variances of these estimators differ across the hypothesis space, and pick the hypothesis that has the best possible guarantee (tightest conservative bound) for its performance. We first prove generalization error bounds analogous to structural risk minimization (Vapnik, 1998) for a *stochastic hypothesis* family using an empirical Bernstein argument (Maurer & Pontil, 2009). The constructive nature of these bounds suggests a general principle – Counterfactual Risk Minimization (CRM) – for designing methods for batch learning from bandit feedback.

Using the CRM principle, we derive a new learning algorithm – Policy Optimizer for Exponential Models (POEM) – for structured output prediction. The training objective is decomposed using repeated variance linearization, and optimizing it using AdaGrad (Duchi et al., 2011) yields a fast and effective algorithm. We evaluate POEM on several multi-label classification problems, verify that its empirical performance supports the theory, and demonstrate substantial improvement in generalization performance over the state-of-the-art.

We review existing approaches in Section 2. The learning setting is detailed in Section 3, and contrasted with supervised learning. In Section 4, we derive the Counterfactual Risk Minimization learning principle and provide a rule of thumb for setting hyper-parameters. In Section 5, we instantiate the CRM principle for structured output prediction using exponential models and construct an efficient decomposition of the objective for stochastic optimization. Empirical evaluations are reported in Section 6 and we conclude with future directions and discussion in Section 7.

2. Related Work

Existing approaches for batch learning from logged bandit feedback fall into two categories. The first approach is to reduce the problem to supervised learning. In principle, since the logs give us an incomplete view of the feedback for different predictions, one could first use regression to estimate a feedback oracle for unseen predictions, and then use any supervised learning algorithm using this feedback oracle. Such a two-stage approach is known to not generalize well (Beygelzimer & Langford, 2009). More sophisticated techniques using a cost weighted classification (Zadrozny et al., 2003) or the Offset Tree algorithm (Beygelzimer & Langford, 2009) allow us to perform batch learning when the space of possible predictions is small. In contrast, our approach generalizes structured output prediction, with exponential-sized prediction spaces.

The second approach to batch learning from bandit feedback uses propensity scoring (Rosenbaum & Rubin, 1983) to derive unbiased estimators from the interaction logs (Bottou et al., 2013). These estimators are used for a small set of candidate policies, and the best estimated candidate is picked via exhaustive search. In contrast, our approach can be optimized via gradient descent, over hypothesis families (of infinite size) that are equally as expressive as those used in supervised learning.

Our approach builds on counterfactual estimators that have been developed for off-policy evaluation. The inverse propensity scoring estimator can be optimal when we have a good model of the historical algorithm (Strehl et al., 2010), (Li et al., 2014), (Li et al., 2015), and doubly robust

estimators are even more efficient when we additionally have a good model of the feedback (Langford et al., 2011). In our work, we focus on the inverse propensity scoring estimator, but the results we derive hold equally for the doubly robust estimators. Recent work (Thomas et al., 2015) has additionally developed tighter confidence bounds for counterfactual estimators, which can be directly co-opted in our approach to counterfactual learning.

In the current work, we concentrate on the case where the historical algorithm was a stationary, stochastic policy. Techniques like exploration scavenging (Langford et al., 2008) and bootstrapping (Mary et al., 2014) allow us to perform counterfactual evaluation even when the historical algorithm was deterministic or adaptive.

Our strategy of picking the hypothesis with the tightest conservative bound on performance mimics similar successful approaches in other problems like supervised learning (Vapnik, 1998), risk averse multi-armed bandits (Galichet et al., 2013), regret minimizing contextual bandits (Langford & Zhang, 2008) and reinforcement learning (Garcia & Fernandez, 2012).

Beyond the problem of batch learning from bandit feedback, our approach can have implications for several applications that require learning from logged bandit feedback data: warm-starting multi-armed bandits (Shivaswamy & Joachims, 2012) and contextual bandits (Strehl et al., 2010), pre-selecting retrieval functions for search engines (Hofmann et al., 2013), and policy evaluation for contextual bandits (Li et al., 2011), to name a few.

3. Learning Setting: Batch Learning with Logged Bandit Feedback

Consider a structured output prediction problem that takes as input $x \in \mathcal{X}$ and outputs a prediction $y \in \mathcal{Y}$. For example, in multi-label document classification, x could be a news article and y a bitvector indicating the labels assigned to this article. The inputs are assumed drawn from a fixed but unknown distribution $\Pr(\mathcal{X})$, $x \stackrel{i.i.d.}{\sim} \Pr(\mathcal{X})$. Consider a hypothesis space \mathcal{H} of *stochastic policies*. A hypothesis $h(\mathcal{Y} | x) \in \mathcal{H}$ defines a probability distribution over the output space \mathcal{Y} , and the hypothesis makes predictions by *sampling*, $y \sim h(\mathcal{Y} | x)$. Note that this definition also includes deterministic hypotheses, where the distributions assign probability 1 to a single y . For notational convenience, denote $h(\mathcal{Y} | x)$ by $h(x)$, and the probability assigned by $h(x)$ to y as $h(y | x)$.

In interactive learning systems, we only observe feedback $\delta(x, y)$ for the y sampled from $h(x)$. In this work, feedback $\delta : \mathcal{X} \times \mathcal{Y} \mapsto \mathbb{R}$ is a cardinal loss that is only observed at the sampled data points. Small values for $\delta(x, y)$ indicate user

Table 1. Comparison of assumptions, hypotheses and learning principles for supervised learning and batch learning with bandit feedback.

| Setting | Distribution | Data, \mathcal{D} | Hypothesis, h | Loss | Learning principle |
|----------------|---|-------------------------------|-----------------------------|----------------------------|---|
| Supervised | $(x, y^*) \sim \Pr(\mathcal{X} \times \mathcal{Y})$ | $\{x_i, y_i^*\}$ | $y = h(x)$ | $\Delta(y^*, \cdot)$ known | $\operatorname{argmin}_h \hat{R}(h) + C \cdot \operatorname{Reg}(\mathcal{H})$ |
| Batch w/bandit | $x \sim \Pr(\mathcal{X}), y \sim h_0(x)$ | $\{x_i, y_i, \delta_i, p_i\}$ | $y \sim h(\mathcal{Y} x)$ | $\delta(x, \cdot)$ unknown | $\operatorname{argmin}_h \hat{R}^M(h) + \lambda \cdot \sqrt{\frac{\operatorname{Var}(h)}{n}}$ |

satisfaction with y for x , while large values indicate dissatisfaction. The expected loss – called risk – of a hypothesis $R(h)$ is defined as,

$$R(h) = \mathbb{E}_{x \sim \Pr(\mathcal{X})} \mathbb{E}_{y \sim h(x)} [\delta(x, y)].$$

The goal of the system is to minimize risk, or equivalently, maximize expected user satisfaction. The aim of learning is to find a hypothesis $h \in \mathcal{H}$ that has minimum risk.

We wish to re-use the interaction logs of these systems for batch learning. Assume that its historical algorithm acted according to a *stationary* policy $h_0(x)$ (also called logging policy). The data collected from this system is

$$\mathcal{D} = \{(x_1, y_1, \delta_1), \dots, (x_n, y_n, \delta_n)\},$$

where $y_i \sim h_0(x_i)$ and $\delta_i \equiv \delta(x_i, y_i)$.

Sampling bias. \mathcal{D} cannot be used to estimate $R(h)$ for a new hypothesis h using the estimator typically used in supervised learning. We ideally need either full information about $\delta(x_i, \cdot)$ or need samples $y \sim h(x_i)$ to directly estimate $R(h)$. This explains why, in practice, model selection over a small set of candidate systems is typically done via A/B tests, where the candidates are deployed to collect new data sampled according to $y \sim h(x)$ for each hypothesis h . A relative comparison of the assumptions, hypotheses, and principles used in supervised learning vs. our learning setting is outlined in Table 1. Fundamentally, batch learning with bandit feedback is hard because \mathcal{D} is both *biased* (predictions favored by the historical algorithm will be over-represented) and *incomplete* (feedback for other predictions will not be available) for learning.

4. Learning Principle: Counterfactual Risk Minimization

The distribution mismatch between h_0 and any hypothesis $h \in \mathcal{H}$ can be addressed using importance sampling, which corrects the sampling bias as:

$$\begin{aligned} R(h) &= \mathbb{E}_{x \sim \Pr(\mathcal{X})} \mathbb{E}_{y \sim h(x)} [\delta(x, y)] \\ &= \mathbb{E}_{x \sim \Pr(\mathcal{X})} \mathbb{E}_{y \sim h_0(x)} \left[\delta(x, y) \frac{h(y | x)}{h_0(y | x)} \right]. \end{aligned}$$

This motivates the propensity scoring approach (Rosenbaum & Rubin, 1983). During the operation

of the logging policy, we keep track of the propensity, $h_0(y | x)$ of the historical system to generate y for x . From these propensity-augmented logs

$$\mathcal{D} = \{(x_1, y_1, \delta_1, p_1), \dots, (x_n, y_n, \delta_n, p_n)\},$$

where $p_i \equiv h_0(y_i | x_i)$, we can derive an unbiased estimate of $R(h)$ via Monte Carlo approximation,

$$\hat{R}(h) = \frac{1}{n} \sum_{i=1}^n \delta_i \frac{h(y_i | x_i)}{p_i}. \quad (1)$$

At first thought, one may think that directly estimating $\hat{R}(h)$ over $h \in \mathcal{H}$ and picking the empirical minimizer is a valid learning strategy. Unfortunately, there are several potential pitfalls.

First, this strategy is not invariant to additive transformations of the loss and will give degenerate results if the loss is not appropriately scaled. In Section 4.1, we develop intuition for why this is so, and derive the optimal scaling of δ . For now, assume that $\forall x, \forall y, \delta(x, y) \in [-1, 0]$.

Second, this estimator has unbounded variance, since $p_i \simeq 0$ in \mathcal{D} can cause $\hat{R}(h)$ to be arbitrarily far away from the true risk $R(h)$. This problem can be fixed by “clipping” the importance sampling weights (Ionides, 2008)

$$\begin{aligned} R^M(h) &= \mathbb{E}_x \mathbb{E}_{y \sim h_0(x)} \left[\delta(x, y) \min \left\{ M, \frac{h(y | x)}{h_0(y | x)} \right\} \right], \\ \hat{R}^M(h) &= \frac{1}{n} \sum_{i=1}^n \delta_i \min \left\{ M, \frac{h(y_i | x_i)}{p_i} \right\}. \end{aligned}$$

$M > 0$ is a hyper-parameter chosen to trade-off bias and variance in the estimate, where smaller values of M induce larger bias in the estimate. Optimizing $\hat{R}^M(h)$ through exhaustive enumeration over \mathcal{H} yields the Inverse Propensity Scoring (IPS) training objective (Bottou et al., 2013)

$$\hat{h}^{IPS} = \operatorname{argmin}_{h \in \mathcal{H}} \left\{ \hat{R}^M(h) \right\}. \quad (2)$$

Third, importance sampling typically estimates $\hat{R}^M(h)$ of different hypotheses $h \in \mathcal{H}$ with vastly different variances. Consider two hypotheses h_1 and h_2 , where h_1 is similar to h_0 , but where h_2 samples predictions that were not well explored by h_0 . Importance sampling gives us low-variance estimates for $\hat{R}^M(h_1)$, but highly variable estimates for

$\hat{R}^M(h_2)$. Intuitively, if we can develop variance-sensitive confidence bounds over the hypothesis space, optimizing a conservative confidence bound should find a h whose $R(h)$ will not be much worse, with high probability.

Generalization error bound. A standard analysis would give a bound that is agnostic to variance introduced by importance sampling. Following our intuition above, we derive a higher order bound that includes the variance term using empirical Bernstein bounds (Maurer & Pontil, 2009). To develop such a generalization error bound, we first need a concept of capacity for stochastic hypothesis classes. For any stochastic class \mathcal{H} , define an auxiliary function class $\mathcal{F}_{\mathcal{H}} = \{f_h : \mathcal{X} \times \mathcal{Y} \mapsto [0, 1]\}$. Each $h \in \mathcal{H}$ corresponds to a function $f_h \in \mathcal{F}_{\mathcal{H}}$,

$$f_h(x, y) = 1 + \frac{\delta(x, y)}{M} \min \left\{ M, \frac{h(y | x)}{h_0(y | x)} \right\}. \quad (3)$$

f_h is a deterministic, bounded function, and satisfies

$$\mathbb{E}_x \mathbb{E}_{y \sim h_0(x)} [f_h(x, y)] = 1 + R^M(h)/M. \quad (4)$$

Hence, we can use classic notions of capacity for $\mathcal{F}_{\mathcal{H}}$ to reason about the convergence of $\hat{R}^M(h) \rightarrow R^M(h)$.

Recall the covering number $\mathcal{N}_{\infty}(\epsilon, \mathcal{F}, n)$ for a function class \mathcal{F} (refer (Anthony & Bartlett, 2009), (Maurer & Pontil, 2009) and the references therein). Define an ϵ -cover $\mathcal{N}(\epsilon, A, \|\cdot\|_{\infty})$ for a set $A \subseteq \mathbb{R}^n$ to be the size of the smallest cardinality subset $A_0 \subseteq A$ such that A is contained in the union of balls of radius ϵ centered at points in A_0 , in the metric induced by $\|\cdot\|_{\infty}$. The covering number is,

$$\mathcal{N}_{\infty}(\epsilon, \mathcal{F}, n) = \sup_{(x_i, y_i) \in (\mathcal{X} \times \mathcal{Y})^n} \mathcal{N}(\epsilon, \mathcal{F}(\{(x_i, y_i)\}), \|\cdot\|_{\infty}),$$

where $\mathcal{F}(\{(x_i, y_i)\})$ is the function class conditioned on sample $\{(x_i, y_i)\}$,

$$\mathcal{F}(\{(x_i, y_i)\}) = \{(f(x_1, y_1), \dots, f(x_n, y_n)) : f \in \mathcal{F}\}.$$

Our measure for the capacity of our stochastic class \mathcal{H} to “fit” a sample of size n shall be $\mathcal{N}_{\infty}(\frac{1}{n}, \mathcal{F}_{\mathcal{H}}, 2n)$.

Theorem 1. For a compact notation, define

$$u_h^i \equiv \delta_i \min\{M, h(y_i | x_i)/p_i\}, \quad \bar{u}_h \equiv \sum_{i=1}^n u_h^i / n,$$

$$\mathbf{Var}_h(u) \equiv \sum_{i=1}^n (u_h^i - \bar{u}_h)^2 / (n-1),$$

$$\mathcal{Q}_{\mathcal{H}}(n, \gamma) \equiv \log(10 \cdot \mathcal{N}_{\infty}(\frac{1}{n}, \mathcal{F}_{\mathcal{H}}, 2n) / \gamma), \quad 0 < \gamma < 1.$$

With probability at least $1 - \gamma$ in the random vector $(x_1, y_1) \cdots (x_n, y_n)$, with $x_i \stackrel{i.i.d.}{\sim} \Pr(\mathcal{X})$ and $y_i \sim h_0(x_i)$,

and observed losses $\delta_1, \dots, \delta_n$, for $n \geq 16$ and a stochastic hypothesis space \mathcal{H} with capacity $\mathcal{N}_{\infty}(\frac{1}{n}, \mathcal{F}_{\mathcal{H}}, 2n)$,

$$\forall h \in \mathcal{H} : R(h) \leq \hat{R}^M(h) + \sqrt{18 \mathbf{Var}_h(u) \mathcal{Q}_{\mathcal{H}}(n, \gamma) / n} + M \cdot 15 \mathcal{Q}(n, \gamma) / (n-1).$$

Proof. Follow the proof of Theorem 6 of (Maurer & Pontil, 2009) with the function class as $\mathcal{F}_{\mathcal{H}}$. Use Equations (3), (4) to translate from $f_h(x, y)$ to $R^M(h)$. $\hat{R}^M(h) = M \cdot \hat{f}_h - 1$, $R^M(h) = M \cdot f_h - 1$, and $M^2 \mathbf{Var}_h(u) = \mathbf{Var}_{f_h}(u)$. Finally, since $\delta(\cdot, \cdot) \leq 0$, hence $R(h) \leq R^M(h)$. \square

CRM Principle. This generalization error bound is constructive, and it motivates a general principle for designing machine learning methods for batch learning from bandit feedback. In particular, a learning algorithm following this principle should jointly optimize the estimate $\hat{R}^M(h)$ as well as its empirical standard deviation, where the latter serves as a *data-dependent regularizer*.

$$\hat{h}^{CRM} = \operatorname{argmin}_{h \in \mathcal{H}} \left\{ \hat{R}^M(h) + \lambda \sqrt{\frac{\mathbf{Var}_h(u)}{n}} \right\}. \quad (5)$$

$M > 0$ and $\lambda \geq 0$ are regularization hyper-parameters. When $\lambda = 0$, we recover the Inverse Propensity Scoring objective of Equation (2). In analogy to Structural Risk Minimization (Vapnik, 1998), we call this principle *Counterfactual Risk Minimization*, since both pick the hypothesis with the tightest upper bound on the true risk $R(h)$.

4.1. Optimal Loss Scaling

When performing supervised learning with true labels y^* and a loss function $\Delta(y^*, \cdot)$, empirical risk minimization using the standard estimator is invariant to additive translation and multiplicative scaling of Δ . The risk estimators $\hat{R}(h)$ and $\hat{R}^M(h)$ in bandit learning, however, crucially require $\delta(\cdot, \cdot) \in [-1, 0]$.

Consider, for example, the case of $\delta(\cdot, \cdot) \geq 0$. The training objectives in Equation (2) (IPS) and Equation (5) (CRM) become degenerate! A hypothesis $h \in \mathcal{H}$ that completely avoids the sample \mathcal{D} (i.e. $\forall i = 1, \dots, n, h(y_i | x_i) = 0$) trivially achieves the best possible $\hat{R}^M(h)$ ($= 0$) with 0 empirical variance. This degeneracy arises because when $\delta(\cdot, \cdot) \geq 0$, the optimization objectives are a *lower* bound on $R(h)$, whereas what we need is an *upper* bound.

For any bounded loss $\delta(\cdot, \cdot) \in [\nabla, \Delta]$, we have, $\forall x$

$$\mathbb{E}_{y \sim h(x)} [\delta(x, y)] \leq \Delta + \mathbb{E}_{y \sim h_0(x)} \left[(\delta(x, y) - \Delta) \frac{h(y | x)}{h_0(y | x)} \right].$$

We assert that this is the tightest possible upper bound possible without additional assumptions. Since the optimization objectives in Equations (2), (5) are unaffected by a constant scale factor (e.g., $\Delta - \nabla$), we should transform $\delta \mapsto \delta'$

to derive a conservative training objective w.r.t. δ' ,

$$\delta' \equiv \{\delta - \Delta\} / \{\Delta - \nabla\}.$$

4.2. Selecting hyper-parameters

We propose selecting the hyper-parameters $M > 0$ and $\lambda \geq 0$ via validation. However, we must be careful not to set M too small or λ too big. The estimated risk $\hat{R}^M(h) \in [-M, 0]$, while the variance penalty $\sqrt{\frac{\text{Var}_{h_0}(u)}{n}} \in \left[0, \frac{M}{2\sqrt{n}}\right]$. If M is too small, all hypotheses will have the same biased estimate of risk $M\hat{R}^M(h_0)$, since all the importance sampling weights will be clipped. Similarly, if $\lambda \gg 0$, a hypothesis $h \in \mathcal{H}$ that completely avoids \mathcal{D} achieves the best possible training objective of 0. As a rule of thumb, we can calibrate M and λ so that the estimator is unbiased and objective is negative for some $h \in \mathcal{H}$. When $h_0 \in \mathcal{H}$, $M \simeq \max\{p_i\} / \min\{p_i\}$ and $\left\{\hat{R}^M(h_0) + \lambda\sqrt{\frac{\text{Var}_{h_0}(u)}{n}}\right\} < 0$ are natural choices.

4.3. When is counterfactual learning possible?

The bounds in Theorem 1 are with respect to the randomness in h_0 . Known impossibility results for counterfactual evaluation using h_0 (Langford et al., 2008) also apply to counterfactual learning. In particular, if h_0 was deterministic, or even stochastic but without full support over \mathcal{Y} , it is easy to engineer examples involving the unexplored $y \in \mathcal{Y}$ that guarantee sub-optimal learning even as $|\mathcal{D}| \rightarrow \infty$. Also, a stochastic h_0 with heavier tails need not always allow more effective learning. From importance sampling theory (Owen, 2013), what really matters is how well h_0 explores the regions of \mathcal{Y} with favorable losses.

5. Learning Algorithm: POEM

We now use the CRM principle to derive an efficient algorithm for structured output prediction using linear rules. Classic models in supervised learning (e.g., structured support vector machines (Tsochantaridis et al., 2004) and conditional random fields (Lafferty et al., 2001)) predict using

$$h_w^{sup}(x) = \operatorname{argmax}_{y \in \mathcal{Y}} \{w \cdot \phi(x, y)\}, \quad (6)$$

where w is a d -dimensional weight vector, and $\phi(x, y)$ is a d -dimensional joint feature map. For example, in multi-label document classification, for a news article x and a possible assignment of labels y represented as a bitvector, $\phi(x, y)$ could simply be a concatenation of the bag-of-words features of the document (\bar{x}), one copy for each of the assigned labels in y , $\bar{x} \otimes y$. Several efficient inference algorithms have been developed to solve Equation (6).

Consider the following stochastic family \mathcal{H}_{lin} ,

parametrized by w . A hypothesis $h_w(x) \in \mathcal{H}_{lin}$ samples y from the distribution

$$h_w(y | x) = \exp(w \cdot \phi(x, y)) / \mathbb{Z}(x).$$

$\mathbb{Z}(x) = \sum_{y' \in \mathcal{Y}} \exp(w \cdot \phi(x, y'))$ is the partition function. This can be thought of as the ‘‘soft-max’’ variant of the ‘‘hard-max’’ rules from Equation (6). Additionally, for a *temperature* multiplier $\alpha > 1$, $w \mapsto \alpha w$ induces a more ‘‘peaked’’ distribution $h_{\alpha w}$ that preserves the modes of h_w , and intuitively is a ‘‘more deterministic’’ variant of h_w .

h_w lies in the exponential family of distributions, and has a simple gradient,

$$\nabla h_w(y | x) = h_w(y | x) \{\phi(x, y) - \mathbb{E}_{y' \sim h_w(x)}[\phi(x, y')]\}.$$

Consider a bandit-feedback structured-output dataset $\mathcal{D} = \{(x_1, y_1, \delta_1, p_1), \dots, (x_n, y_n, \delta_n, p_n)\}$. In multi-label document classification, this data could be collected from an interactive labeling system, where each y indicates the labels predicted by the system for a document x . The feedback $\delta(x, y)$ is how many labels (but not which ones) were correct. To perform learning, first we scale the losses as outlined in Section 4.1. Next, instantiating the CRM principle (Equation (5)) for \mathcal{H}_{lin} , (using notation analogous to that in Theorem 1, adapted for \mathcal{H}_{lin}), yields the POEM training objective.

POEM Training Objective:

$$w^* = \operatorname{argmin}_{w \in \mathbb{R}^d} \bar{u}_w + \lambda \sqrt{\frac{\text{Var}_w(u)}{n}}, \quad (7)$$

$$u_w^i \equiv \delta_i \min\left\{M, \frac{\exp(w \cdot \phi(x_i, y_i))}{p_i \cdot \mathbb{Z}(x_i)}\right\}, \quad \bar{u}_w \equiv \sum_{i=1}^n u_w^i / n,$$

$$\text{Var}_w(u) \equiv \sum_{i=1}^n (u_w^i - \bar{u}_w)^2 / (n - 1).$$

While the objective in Equation (7) is not convex in w (even for $\lambda = 0$), prior work (Yu et al., 2010), (Lewis & Overton, 2013) has established theoretically sound modifications to L-BFGS for non-smooth non-convex optimization. We find that batch gradient descent (e.g., L-BFGS out of the box) and the stochastic gradient approach introduced below find local optima that have good generalization error.

Software implementing POEM is available at <http://www.cs.cornell.edu/~adith/poem/> for download, as is all the code and data needed to run each of the experiments reported in Section 6.

5.1. Iterated Variance Majorization

The POEM training objective in Equation (7), specifically the variance term $\sqrt{\text{Var}_w(u)}$, resists stochastic gradient optimization in the presented form. To remove this

obstacle, we now develop a Majorization-Minimization scheme, similar in spirit to recent approaches to multi-class SVMs (van den Burg & Groenen, 2014) that can be shown to converge to a local optimum of the POEM training objective. In particular, we will show how to decompose $\sqrt{\mathbf{Var}_w(u)}$ as a sum of differentiable functions (e.g., $\sum_i u_w^i$ or $\sum_i \{u_w^i\}^2$) so that we can optimize the overall training objective at scale using stochastic gradient descent.

Proposition 1. For any w_0 ,

$$\begin{aligned} \sqrt{\mathbf{Var}_w(u)} &\leq A_{w_0} \sum_{i=1}^n u_w^i + B_{w_0} \sum_{i=1}^n \{u_w^i\}^2 + C_{w_0} \\ &= Q(w; w_0). \\ A_{w_0} &\equiv -\overline{u_{w_0}} / \{(n-1)\sqrt{\mathbf{Var}_{w_0}(u)}\}, \\ B_{w_0} &\equiv 1 / \{2(n-1)\sqrt{\mathbf{Var}_{w_0}(u)}\}, \\ C_{w_0} &\equiv \frac{n\{\overline{u_{w_0}}\}^2}{2(n-1)\sqrt{\mathbf{Var}_{w_0}(u)}} + \frac{\sqrt{\mathbf{Var}_{w_0}(u)}}{2}. \end{aligned}$$

Proof. Consider a first order Taylor approximation of $\sqrt{\mathbf{Var}_w(u)}$ around w_0 , $\sqrt{\cdot}$ is concave. Again Taylor approximate $-\{\overline{u_w}\}^2$, noting that $-\{\cdot\}^2$ is concave. \square

Iteratively minimizing $w^{t+1} = \operatorname{argmin}_w Q(w; w^t)$ ensures that the sequence of iterates w^1, \dots, w^{t+1} are successive minimizers of $\sqrt{\mathbf{Var}_w(u)}$. Hence, during an epoch t , POEM proceeds by sampling uniformly $i \sim \mathcal{D}$, computing $u_w^i, \nabla u_w^i$ and, for learning rate η , updating

$$w \leftarrow w - \eta \{ \nabla u_w^i + \lambda \sqrt{n} (A_{w_t} \nabla u_w^i + 2B_{w_t} u_w^i \nabla u_w^i) \}.$$

After each epoch, $w^{t+1} \leftarrow w$, and iterated minimization proceeds until convergence.

6. Experiments

We now empirically evaluate the prediction performance and computational efficiency of POEM. Consider multi-label classification with input $x \in \mathbb{R}^p$ and prediction $y \in \{0, 1\}^q$. Popular supervised algorithms that solve this problem include Structured SVMs (Tsochantaridis et al., 2004) and Conditional Random Fields (Lafferty et al., 2001). In the simplest case, CRF essentially performs logistic regression for each of the q labels independently. As outlined in Section 5, we use a joint feature map: $\phi(x, y) = x \otimes y$. We conducted experiments on different multi-label datasets collected from the LibSVM repository, with different ranges for p (features), q (labels) and n (samples) represented as summarized in Table 2.

Experiment methodology. We employ the Supervised \mapsto Bandit conversion (Agarwal et al., 2014) method. Here, we take a supervised dataset $\mathcal{D}^* = \{(x_1, y_1^*) \dots (x_n, y_n^*)\}$

Table 2. Corpus statistics for different multi-label datasets from the LibSVM repository. LYRL was post-processed so that only top level categories were treated as labels.

| Name | p (# features) | q (# labels) | n_{train} | n_{test} |
|-------|------------------|----------------|-------------|------------|
| Scene | 294 | 6 | 1211 | 1196 |
| Yeast | 103 | 14 | 1500 | 917 |
| TMC | 30438 | 22 | 21519 | 7077 |
| LYRL | 47236 | 4 | 23149 | 781265 |

and simulate a bandit feedback dataset from a logging policy h_0 by sampling $y_i \sim h_0(x_i)$ and collecting feedback $\Delta(y_i^*, y_i)$. In principle, we could use any arbitrary stochastic policy as h_0 . We choose a CRF trained on 5% of \mathcal{D}^* as h_0 using default hyper-parameters, since they provide probability distributions amenable to sampling. In all the multi-label experiments, $\Delta(y^*, y)$ is the Hamming loss between the supervised label y^* vs. the sampled label y for input x . Hamming loss is just the number of incorrectly assigned labels (both false positives and false negatives). To create bandit feedback $\mathcal{D} = \{(x_i, y_i, \delta_i \equiv \Delta(y_i^*, y_i), p_i \equiv h_0(y_i | x_i))\}$, we take four passes through \mathcal{D}^* and sample labels from h_0 . Note that each supervised label is worth $\simeq |\mathcal{Y}| = 2^q$ bandit feedback labels. We can explore different learning strategies (e.g., IPS, CRM, etc.) on \mathcal{D} and obtain learnt weight vectors w_{ips}, w_{crm} , etc. On the supervised test set, we then report the expected loss per instance $R(w) = \frac{1}{n_{test}} \sum_i \mathbb{E}_{y \sim h_w(x_i)} \Delta(y_i^*, y)$ and compare the generalization performance of these learning strategies.

Baselines and learning methods. The expected Hamming loss of h_0 is the baseline to beat. Lower loss is better. The naïve, variance-agnostic approach to counterfactual learning (Bottou et al., 2013) can be generalized to handle parametric multilabel classification (Equation (7) with $\lambda = 0$). We optimize it either using L-BFGS (IPS(\mathcal{B})) or stochastic optimization (IPS(\mathcal{S})). POEM(\mathcal{S}) uses our Iterative-Majorization approach to variance regularization as outlined in Section 5.1, while POEM(\mathcal{B}) is a L-BFGS variant. Finally, we report results from a supervised CRF as a skyline, despite its unfair advantage of having access to the full-information examples.

We keep aside 25% of \mathcal{D} as a validation set – we use the unbiased counterfactual estimator from Equation (1) for selecting hyper-parameters. $\lambda = c\lambda^*$, where λ^* is the calibration factor from Section 4.2 and $c \in [10^{-6}, \dots, 1]$ in multiples of 10. The clipping constant M is similarly set to the ratio of the 90%ile to the 10%ile propensity score observed in the training set of \mathcal{D} . For all methods, when optimizing any objective over w , we always begin the optimization from $w = 0$ ($\Rightarrow h_w = \text{uniform}(\mathcal{Y})$). We use mini-batch AdaGrad (Duchi et al., 2011) with batch size = 100 to adapt our learning rates for the stochastic approaches and use progressive validation (Blum et al., 1999) and gradient norms to detect convergence. Finally, the en-

tire experiment set-up is run 10 times (i.e. h_0 trained on randomly chosen 5% subsets, \mathcal{D} re-created, and test set performance of different approaches collected) and we report the averaged test set expected error across runs.

6.1. Does variance regularization improve generalization?

Results are reported in Table 3. We statistically test the performance of POEM against IPS (batch variants are paired together, and the stochastic variants are paired together) using a one-tailed paired difference t-test at significance level of 0.05 across 10 runs of the experiment, and find POEM to be significantly better than IPS on each dataset and each optimization variant. Furthermore, on all datasets POEM learns a hypothesis that substantially improves over the performance of h_0 . This suggests that the CRM principle is practically useful for designing learning algorithms, and that the variance regularizer is indeed beneficial.

Table 3. Test set Hamming loss for different approaches to multi-label classification on different datasets, averaged over 10 runs. POEM is significantly better than IPS on each dataset and each optimization variant (one-tailed paired difference t-test at significance level of 0.05).

| | Scene | Yeast | TMC | LYRL |
|-----------------------|-------|-------|-------|-------|
| h_0 | 1.543 | 5.547 | 3.445 | 1.463 |
| IPS(\mathcal{B}) | 1.193 | 4.635 | 2.808 | 0.921 |
| POEM(\mathcal{B}) | 1.168 | 4.480 | 2.197 | 0.918 |
| IPS(\mathcal{S}) | 1.519 | 4.614 | 3.023 | 1.118 |
| POEM(\mathcal{S}) | 1.143 | 4.517 | 2.522 | 0.996 |
| CRF | 0.659 | 2.822 | 1.189 | 0.222 |

6.2. How computationally efficient is POEM?

Table 4 shows the time taken (in CPU seconds) to run each method on each dataset, averaged over different validation runs when performing hyper-parameter grid search. Some of the timing results are skewed by outliers, e.g., when under very weak regularization, CRFs tend to take a lot longer to converge. In aggregate, it is clear that the stochastic variants are able to recover good parameter settings in a fraction of the time of batch L-BFGS optimization, and this is even more pronounced when the number of labels grows (the run-time is dominated by computation of $\mathbb{Z}(x_i)$).

Table 4. Average time in seconds for each validation run for different approaches to multi-label classification. CRF is the scikit-learn implementation (Pedregosa et al., 2011). On all datasets, stochastic approaches are substantially faster than batch gradients.

| | Scene | Yeast | TMC | LYRL |
|-----------------------|-------|-------|--------|--------|
| IPS(\mathcal{B}) | 2.58 | 47.61 | 136.34 | 21.01 |
| IPS(\mathcal{S}) | 1.65 | 2.86 | 49.12 | 13.66 |
| POEM(\mathcal{B}) | 75.20 | 94.16 | 949.95 | 561.12 |
| POEM(\mathcal{S}) | 4.71 | 5.02 | 276.13 | 120.09 |
| CRF | 4.86 | 3.28 | 99.18 | 62.93 |

6.3. Can MAP predictions derived from stochastic policies perform well?

For the policies learnt by POEM as shown in Table 3, Table 5 reports the averaged performance of the deterministic predictor derived from them. For a learnt weight vector w , this simply amounts to applying Equation (6). In practice, this method of generating predictions can be substantially faster than sampling since computing the argmax does not require computation of the partition function $\mathbb{Z}(x)$ which can be expensive in structured output prediction. From Table 5, we see that the loss of the deterministic predictor is typically not far from the loss of the stochastic policy, but often slightly better.

Table 5. Mean Hamming loss of MAP predictions from the policies in Table 3. POEM_{map} is not significantly worse than POEM (one-sided paired difference t-test, significance level 0.05).

| | Scene | Yeast | TMC | LYRL |
|--------------------------------------|-------|-------|-------|-------|
| POEM(\mathcal{S}) | 1.143 | 4.517 | 2.522 | 0.996 |
| POEM(\mathcal{S}) _{map} | 1.143 | 4.065 | 2.299 | 0.880 |

6.4. How does generalization improve with size of \mathcal{D} ?

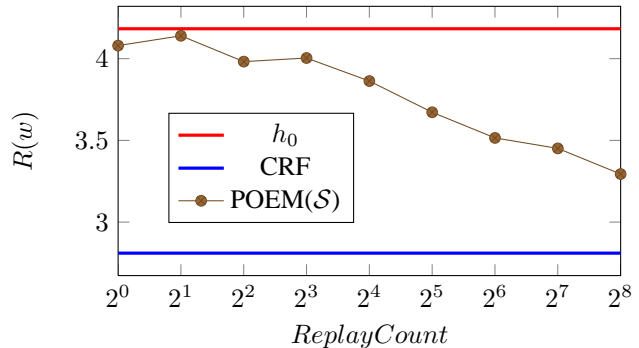


Figure 1. Generalization performance of POEM(\mathcal{S}) as a function of n on the Yeast dataset. Even with $ReplayCount = 2^8$, POEM(\mathcal{S}) is learning from much less information than the CRF (each supervised label conveys 2^{14} bandit label feedbacks).

As we collect more data under h_0 , our generalization error bound indicates that prediction performance should eventually approach that of the optimal hypothesis in the hypothesis space. We can simulate $n \rightarrow \infty$ by replaying the training data multiple times, collecting samples $y \sim h_0(x)$. In the limit, we would observe every possible y in the bandit feedback dataset, since $h_0(x)$ has non-zero probability of exploring each prediction y . However, the learning rate may be slow, since the exponential model family has very thin tails, and hence may not be an ideal logging distribution to learn from. Holding all other details of the experiment setup fixed, we vary the number of times we replayed the training set ($ReplayCount$) to collect samples from h_0 , and report the performance of POEM(\mathcal{S}) on the

Yeast dataset in Figure 1.

6.5. How does quality of h_0 affect learning?

In this experiment, we change the fraction of the training set $f \cdot n_{train}$ that was used to train the logging policy; as f is increased, the quality of h_0 improves. Intuitively, there’s a trade-off: better h_0 probably samples correct predictions more often and so produces a higher quality \mathcal{D} to learn from, but it should also be harder to beat h_0 . We vary f

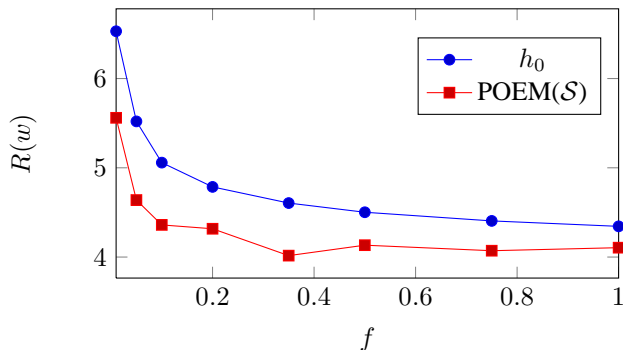


Figure 2. Performance of POEM(\mathcal{S}) on the Yeast dataset as h_0 is improved. The fraction f of the supervised training set used to train h_0 is varied to control h_0 ’s quality. h_0 performance does not reach CRF when $f = 1$ because we do not tune hyper-parameters, and we report its expected loss, not the loss of its MAP prediction.

from 1% to 100% while keeping all other conditions identical to the original experiment setup in Figure 2, and find that POEM(\mathcal{S}) is able to consistently find a hypothesis at least as good as h_0 . Moreover, even \mathcal{D} collected from a poor quality h_0 ($0.5 \leq f \leq 0.2$) allows POEM(\mathcal{S}) to effectively learn an improved policy.

6.6. How does stochasticity of h_0 affect learning?

Finally, the theory suggests that counterfactual learning is only possible when h_0 is sufficiently stochastic (the generalization bounds hold with high probability in the samples drawn from h_0). Does CRM degrade gracefully when this assumption is violated? We test this by introducing the *temperature* multiplier $w \mapsto \alpha w, \alpha > 0$ (as discussed in Section 5) into the logging policy. For $h_0 = h_{w_0}$, we scale $w_0 \mapsto \alpha w_0$, to derive a “more deterministic” variant of h_0 , and generate $\mathcal{D} \sim h_{\alpha w_0}$. We report the performance of POEM(\mathcal{S}) on the LYRL dataset in Figure 3 as we change $\alpha \in [0.5, \dots, 32]$, compared against h_0 , and the deterministic predictor – $h_0 \text{ map}$ – derived from h_0 . So long as there is some minimum amount of stochasticity in h_0 , POEM(\mathcal{S}) is still able to find a w that improves upon h_0 and $h_0 \text{ map}$. The margin of improvement is typically greater when h_0 is more stochastic. Even when h_0 is too deterministic ($\alpha \geq 2^4$), performance of POEM(\mathcal{S}) simply

recovers $h_0 \text{ map}$, suggesting that the CRM principle indeed achieves robust learning.

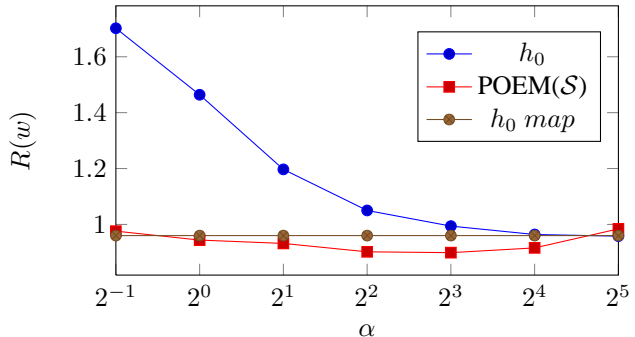


Figure 3. Performance of POEM(\mathcal{S}) on the LYRL dataset as h_0 becomes more deterministic. For $\alpha \geq 2^5$, $h_0 \equiv h_0 \text{ map}$ (within machine precision).

We observe the same trends (Figures 1, 2 and 3) across all datasets and optimization variants. They also remain unchanged when we include l_2 -regularization (analogous to supervised CRFs to capture the capacity of \mathcal{H}_{lin}).

7. Conclusion

Counterfactual risk minimization serves as a robust principle to design algorithms that can learn from a batch of bandit feedback interactions. The key insight for CRM is to expand the classical notion of a hypothesis class to include stochastic policies, reason about variance in the risk estimator, and derive a generalization error bound over this hypothesis space. The practical take-away is a simple, data-dependent regularizer that guarantees robust learning. Following the CRM principle, we developed POEM for structured output prediction. POEM can optimize over rich policy families (exponential models corresponding to linear rules in supervised learning), and deal with massive output spaces as efficiently as classical supervised methods.

The CRM principle more generally applies to supervised learning with non-differentiable losses, since the objective does not require the gradient of the loss function. We also foresee extensions of this work that relax some of the assumptions, e.g., to handle noisy $\delta(\cdot, \cdot)$, and ordinal or co-active feedback, or adaptive h_0 etc.

Acknowledgement

This research was funded in part through NSF Awards IIS-1247637 and IIS-1217686, the JTCII Cornell-Technion Research Fund, and a gift from Bloomberg. We thank Chenhao Tan, Karthik Raman and Vikram Rao for proofreading our manuscript, and the anonymous reviewers of ICML for their constructive feedback.

References

- Agarwal, Alekh, Hsu, Daniel, Kale, Satyen, Langford, John, Li, Lihong, and Schapire, Robert. Taming the monster: A fast and simple algorithm for contextual bandits. In *Proceedings of the 31st International Conference on Machine Learning*, pp. 1638–1646, 2014.
- Anthony, Martin and Bartlett, Peter L. *Neural Network Learning: Theoretical Foundations*. Cambridge University Press, New York, NY, USA, 2009.
- Beygelzimer, Alina and Langford, John. The offset tree for learning with partial labels. In *Proceedings of the 15th ACM SIGKDD International Conference on Knowledge Discovery and Data Mining*, pp. 129–138, 2009.
- Blum, Avrim, Kalai, Adam, and Langford, John. Beating the hold-out: Bounds for k-fold and progressive cross-validation. In *Proceedings of the Twelfth Annual Conference on Computational Learning Theory*, pp. 203–208, 1999.
- Bottou, Léon, Peters, Jonas, Candela, Joaquin Q., Charles, Denis X., Chickering, Max, Portugaly, Elon, Ray, Dipankar, Simard, Patrice Y., and Snelson, Ed. Counterfactual reasoning and learning systems: the example of computational advertising. *Journal of Machine Learning Research*, 14(1):3207–3260, 2013.
- Duchi, John, Hazan, Elad, and Singer, Yoram. Adaptive subgradient methods for online learning and stochastic optimization. *Journal of Machine Learning Research*, 12:2121–2159, 2011.
- Galichet, Nicolas, Sebag, Michèle, and Teytaud, Olivier. Exploration vs exploitation vs safety: Risk-aware multi-armed bandits. In *Asian Conference on Machine Learning*, pp. 245–260, 2013.
- Garcia, J. and Fernandez, F. Safe exploration of state and action spaces in reinforcement learning. *Journal of Artificial Intelligence Research*, 45:515–564, 2012.
- Hofmann, Katja, Schuth, Anne, Whiteson, Shimon, and de Rijke, Maarten. Reusing historical interaction data for faster online learning to rank for IR. In *Sixth ACM International Conference on Web Search and Data Mining*, pp. 183–192, 2013.
- Ionides, Edward L. Truncated importance sampling. *Journal of Computational and Graphical Statistics*, 17(2): 295–311, 2008.
- Lafferty, John D., McCallum, Andrew, and Pereira, Fernando C. N. Conditional random fields: Probabilistic models for segmenting and labeling sequence data. In *Proceedings of the 18th International Conference on Machine Learning*, pp. 282–289, 2001.
- Langford, John and Zhang, Tong. The epoch-greedy algorithm for multi-armed bandits with side information. In *Proceedings of the 21st Annual Conference on Neural Information Processing Systems*, pp. 817–824, 2008.
- Langford, John, Strehl, Alexander, and Wortman, Jennifer. Exploration scavenging. In *Proceedings of the 25th International Conference on Machine Learning*, pp. 528–535, 2008.
- Langford, John, Li, Lihong, and Dudík, Miroslav. Doubly robust policy evaluation and learning. In *Proceedings of the 28th International Conference on Machine Learning*, pp. 1097–1104, 2011.
- Lewis, Adrian S. and Overton, Michael L. Nonsmooth optimization via quasi-newton methods. *Mathematical Programming*, 141(1-2):135–163, 2013.
- Li, Lihong, Chu, Wei, Langford, John, and Schapire, Robert E. A contextual-bandit approach to personalized news article recommendation. In *Proceedings of the 19th International Conference on World Wide Web*, pp. 661–670, 2010.
- Li, Lihong, Chu, Wei, Langford, John, and Wang, Xuanhui. Unbiased offline evaluation of contextual-bandit-based news article recommendation algorithms. In *Proceedings of the 4th ACM International Conference on Web Search and Data Mining*, pp. 297–306, 2011.
- Li, Lihong, Chen, Shunbao, Kleban, Jim, and Gupta, Ankur. Counterfactual estimation and optimization of click metrics for search engines. *CoRR*, abs/1403.1891, 2014.
- Li, Lihong, Munos, Remi, and Szepesvari, Csaba. Toward minimax off-policy value estimation. In *Proceedings of the 18th International Conference on Artificial Intelligence and Statistics (AISTATS)*, 2015.
- Mary, Jérémie, Preux, Philippe, and Nicol, Olivier. Improving offline evaluation of contextual bandit algorithms via bootstrapping techniques. In *Proceedings of the 31st International Conference on Machine Learning*, pp. 172–180, 2014.
- Maurer, Andreas and Pontil, Massimiliano. Empirical Bernstein bounds and sample-variance penalization. In *Proceedings of the 22nd Conference on Learning Theory*, 2009.
- Owen, Art B. *Monte Carlo theory, methods and examples*. 2013.
- Pedregosa, F., Varoquaux, G., Gramfort, A., Michel, V., Thirion, B., Grisel, O., Blondel, M., Prettenhofer, P.,

- Weiss, R., Dubourg, V., Vanderplas, J., Passos, A., Cournapeau, D., Brucher, M., Perrot, M., and Duchesnay, E. Scikit-learn: Machine learning in Python. *Journal of Machine Learning Research*, 12:2825–2830, 2011.
- Rosenbaum, Paul R. and Rubin, Donald B. The central role of the propensity score in observational studies for causal effects. *Biometrika*, 70(1):41–55, 1983.
- Shivaswamy, Pannagadatta K. and Joachims, Thorsten. Multi-armed bandit problems with history. In *Proceedings of the 15th International Conference on Artificial Intelligence and Statistics*, pp. 1046–1054, 2012.
- Strehl, Alexander L., Langford, John, Li, Lihong, and Kakade, Sham. Learning from logged implicit exploration data. In *Proceedings of the 24th Annual Conference on Neural Information Processing Systems*, pp. 2217–2225, 2010.
- Thomas, Philip S., Theodorou, Georgios, and Ghavamzadeh, Mohammad. High-confidence off-policy evaluation. In *Proceedings of the 29th AAAI Conference on Artificial Intelligence*, pp. 3000–3006, 2015.
- Tsochantaridis, Ioannis, Hofmann, Thomas, Joachims, Thorsten, and Altun, Yasemin. Support vector machine learning for interdependent and structured output spaces. In *Proceedings of the 21st International Conference on Machine Learning*, pp. 104–, 2004.
- van den Burg, G.J.J. and Groenen, P.J.F. GenSVM: A Generalized Multiclass Support Vector Machine. Technical Report EI 2014-33, Erasmus University Rotterdam, Erasmus School of Economics (ESE), Econometric Institute, 2014.
- Vapnik, V. *Statistical Learning Theory*. Wiley, Chichester, GB, 1998.
- Yu, Jin, Vishwanathan, S. V. N., Günter, Simon, and Schraudolph, Nicol N. A quasi-Newton approach to non-smooth convex optimization problems in machine learning. *Journal of Machine Learning Research*, 11:1145–1200, 2010.
- Zadrozny, Bianca, Langford, John, and Abe, Naoki. Cost-sensitive learning by cost-proportionate example weighting. In *Proceedings of the Third IEEE International Conference on Data Mining*, pp. 435–, 2003.