

Privacy-preserving Network Functionality Outsourcing

July 26, 2021

Junjie Shi, Yuan Zhang and Sheng Zhong

National State Key Laboratory for Novel Software Technology

Nanjing University, Nanjing 210023, China

junjie.shi@smail.nju.edu.cn, zhangyuan@nju.edu.cn and zhongsheng@nju.edu.cn

Abstract—Since the advent of software defined networks (SDN), there have been many attempts to outsource the complex and costly local network functionality, i.e. the middlebox, to the cloud in the same way as outsourcing computation and storage. The privacy issues, however, may thwart the enterprises’ willingness to adopt this innovation since the underlying configurations of these middleboxes may leak crucial and confidential information which can be utilized by attackers. To address this new problem, we use firewall as an sample functionality and propose the first privacy preserving outsourcing framework and schemes in SDN. The basic technique that we exploit is a groundbreaking tool in cryptography, the *cryptographic multilinear map*. In contrast to the infeasibility in efficiency if a naive approach is adopted, we devise practical schemes that can outsource the middlebox as a blackbox after *obfuscating* it such that the cloud provider can efficiently perform the same functionality without knowing its underlying private configurations. Both theoretical analysis and experiments on real-world firewall rules demonstrate that our schemes are secure, accurate, and practical.

I. INTRODUCTION

Although network functionalities play an important role in enterprise network to make it robust, fast, and secure, they often burden a company with great hardware financial pressure and management complexity. Network middleboxes, such as firewalls and intrusion detection systems (IDS), are the customized appliances to implement these sophisticated functionalities, and they are also often hard to deploy and upgrade. A recent survey [1] reveals that the investments in network infrastructures deployment of these middleboxes as well as in the personnel cost of managing and maintaining them are substantial.

The emergence of SDN helps us separate the logic control from the basic traffic processing, so we can relieve some of the above “pain points” to a certain extent by taking the advantage of SDN [2]–[5]. But though the management of networks can be simplified by SDN, it still has many shortcomings. For instance, because these functionalities are still implemented within the enterprise network, the hardware cost and the everyday maintenance cost are still there.

Thus, to further reduce the cost and complexity faced by local networks, some SDN researchers have attempted to outsource these network functionalities or middleboxes out to cloud providers, in the same way that the computation and storage services have been successfully outsourced [1], [6]. After migrating middleboxes to cloud, the local enterprises will

receive better services with less expenditure and management complexity since the cloud provider can deploy more advanced hardware and hire professional experts to offer better network functionality services by taking advantage of economies of scale. Moreover, the local enterprise can also have a clearer and more elastic network infrastructure.

However, the outsourcing of local SDN middleboxes may bring in serious privacy issues [1]. Because at present, an enterprise has to provide the detailed underlying configurations of these middleboxes, which may embody very sensitive and important enterprise secrets, when outsourcing middleboxes. For example, the configurations of firewalls or IDS may reveal what the enterprise network topology looks like and how different sectors within an enterprise are regulated. These policies or configurations are set and known by a restricted few administrators even before outsourcing. Were these confidential pieces of information hidden in these polices to be exposed to adversaries, they may be utilized to impose a great threat to the enterprise [7].

In brief, the new challenges in this scenario now we face are: 1) we need to protect the private information hidden in the configurations of these outsourced middleboxes; 2) we need to allow the cloud provider to perform the network functionalities without mistakes (or with acceptable errors). Note that in line with existing outsourcing architecture in SDN [1], [6], [8], we assume that the cloud provider for an enterprise is its Internet Service Providers (ISP), so we will not consider the protection of the packet flows of the enterprise here.

In this paper, we try to address these challenges by designing a privacy preserving scheme for network middlebox outsourcing in SDN, exploiting a *cryptographic multilinear map*, a powerful cryptographic tool that was recently invented [9]–[11]. To keep things concrete, in this paper we will take firewalls, a typical and indispensable network middlebox, as a case study.

The main idea of our scheme is to use cryptographic multilinear map to obfuscate the rules in a firewall efficiently such that the original configurations are protected while their functionality is preserved. The theoretical foundation of our idea is cryptographic *program obfuscation* [12], [13]. In our work, we first present framework SOFA (Secure framework for Outsourcing FirewAll). This framework consists of two phases. First, the controller in the enterprise SDN constructs a cryptographic obfuscator for the firewall based on its

rules. This obfuscator encodes the firewall rules such that the underlying confidential information cannot be derived. Then this enterprise transmits this obfuscated firewall to a provider. In the second phase, the cloud provider performs the firewall functionality by filtering incoming and outgoing network traffics with this obfuscated firewall without knowing the detailed configurations. Based on this overall framework, a basic scheme and two enhanced schemes are proposed to address the detailed technical issues.

To summarize, we have made three main contributions in our work:

- To the best of our knowledge, we are the first to deal with the privacy problem about network functionality outsourcing (NFO) in SDN. The obfuscation approach we propose has a solid theoretical foundation. And framework SOFA is compatible with existing SDN outsourcing architecture, such as APLOMB [1].
- To outsource firewalls as a concrete example, we propose a basic scheme which is efficient in the first phase, and two enhanced schemes which can further improve the efficiency in the second phase. We also analyse the complexity and security of our algorithms to show that they are efficient, secure, and reliable.
- We implement a prototype of our schemes, and evaluate its performance on real-world firewall rules, the results show that our proposed schemes are practical.

Our paper are organized as follows. First, we review some related work in section II. In section III, we give formal definition to the privacy issues in network functionality outsourcing and introduce some basic cryptographic backgrounds. In section IV, we present framework SOFA and a basic scheme. Some approaches which can boost its efficiency are discussed in V. The security of these algorithms is analysed in section VI. Evaluation of SOFA with firewall rules is presented in section VII. Finally, in section VIII we conclude our work and discuss some potential future research directions.

II. RELATED WORKS

In this section, we review some recent works on outsourcing frameworks in SDN, some privacy-preserving outsourcing techniques in cloud computing or traditional enterprise networks. We can see that no existing work can effectively address the novel challenges we have proposed.

A. Outsourcing network functionality in SDN

There has already been much research done about the outsourcing of network middleboxes services exploiting the advantage of SDN [1], [6], [8], [14], [15]. Sherry et al. [1] design and implement a prototype of APLOMB architecture, by which the middlebox processing within enterprises can be outsourced to clouds. This architecture is mainly intended to deal with the problem of how to redirect the traffic to/from the enterprise SDN to the cloud without greatly damaging performance. It is compatible with many specific middleboxes, such as firewalls. Gibb et al. [6] also envision outsourcing these network functionalities to external *Feature Providers*. The main goal of their work is to provide anyone with chances

to be a network service provider without any limitation on location. *Cloud-Assisted Routing* [8] is another scheme aimed at offloading the local computation-intensive and memory-intensive operations in the routing functionality to the cloud.

There is only a little current research concerning the privacy and security problem of outsourcing network functionality in SDN. Fayazbakhsh et al. [16] mainly discuss the roadmap to construct a verifiable NFO architecture that can verify the correctness on intended functionality, performance assurance and can audit the actual workload in the cloud.

However, none of the these works about outsourcing in SDN can address the privacy challenges we have stated.

B. Privacy Preserving outsourcing in Cloud Computing

In literature, many schemes are designed to tackle the privacy problem of outsourcing data storage and computation rather than the network middlebox [17], [18]. However, because the network functionality is often performed on real-time packet traffics in the cloud, its requirement is different. For example, the well-known public auditing framework [17] introduces a third party auditor to help cloud users check the integrity of their outsourced data. However, in this framework the user files are sent to the cloud directly without encryption, so it will not be applicable to network middlebox outsourcing. So these existing approaches for cloud computing or storage are incapable of addressing this new problem.

Khakpour and Liu [7] present Landon, a framework to address the problem of how to protect the firewall policies when it is outsourced to a cloud provider in traditional enterprise networks. The main idea of this framework is to convert the raw access control lists to an equivalent Firewall Decision Diagram (FDD) and then to anonymize the FDD with Bloom Filters. This framework works well after some complex optimization methods are used. The limitation of this framework is that it is based on a specific presentation (FDD) of firewall and the Bloom Filter is not very secure and has some drawbacks [19].

C. Related Cryptographical Research

In cryptography, there is also some theoretical work dealing with similar problems, such as methods based on Yao's *garbled circuits* for secure multi-party computation [20]. In particular, recently Brakerski and Rothblum [9] propose an elegant construction for obfuscating conjunctions based on an asymmetric multilinear map. This is the fundamental cryptographic tool we will use in this paper. But their work focuses on the theoretical construction and security proof of obfuscating a single conjunction. So their result, though significant in theory, will be impractical in practice in directly obfuscating numerous firewall rules. We will discuss this problem at length in section IV.

III. PROBLEM FORMULATION AND PRELIMINARIES

In this section, we formulate the privacy problems of NFO in SDN. To this end, we first review the overall architecture for outsourcing network functionality, and give its threat model.

TABLE I: Firewall Rule Examples

rule #	Source		Destination		Protocol	Action
	IP	Port	IP	Port		
1	192.168.45.*	*	*	*	*	deny
2	10.*.*	*	192.168.4.*	80	TCP	permit
3	10.56.*	*	192.168.*	[22,88]	TCP	permit
4	114.212.190.*	8000	*	8090	UDP	deny

Specifically, we give a definition for privacy preserving outsourcing firewalls. In addition, we also recall some important cryptographic backgrounds about multilinear map.

A. System Model

The overall architecture for outsourcing network functionality to cloud has been proposed, such as APLOMB [1] and Jingling [6]. In such architecture, enterprise administrators specify the policies of middleboxes with its local SDN controller in a simple way. Then by the communication mechanism between the enterprise clients and the cloud provider, these policies are transmitted to the cloud controller and service requirements are also negotiated. The controller in cloud SDN then translate these policies into low-level network configurations for middleboxes, and then manage the cloud network resources to carry out the tasks. The traffic redirection of the enterprise network flows is also managed by this architecture. We will focus on the privacy protection of middlebox configurations in the above related procedures.

B. Threat Model

We assume that the cloud middlebox provider is *semi-honest* since in the outsourcing system model, the cloud providers are commonly the ISPs for enterprises. Because the provider performs network tasks on packet traffics of the enterprise, it will be able to observe the input packets and the output actions of them. So the *semi-honest* provider may be curious to learn information from these input-output histories. But the provider should not actively generate tremendous packets to attack the outsourced middlebox \mathcal{MB}' for such an attack will affect the service quality it provides. So the two main threats we consider are the analysis of the outsourced \mathcal{MB}' itself, and the analysis of its running input-output history.

C. Problem Definition

Different middleboxes have their own characteristic in detailed configurations, thus in the following we focus on the firewall as an example. The configuration of a typical IP firewall f is an ordered sequence of rules, and they are usually presented in the format of access control lists (ACLs). Some examples are shown in Table I. Technically, the rules can be classified as two types: standard ACLs and extended ACLs. The standard rules only allow you to deny or permit packets by specifying the source IP addresses, like the first one in Table I. Extended rules also allow you to specify the protocol type, the destination address and the port ranges, like the other examples in table I. Once the configuration are settled, the

firewall can perform packet filtering based on these rules to protect an enterprise network.

The rules of the firewall are what we need to protect since they may reveal, for example, much information of the enterprise's inner network topology and its security vulnerabilities. Specifically, we think that the IP address is more important than TCP port since the IP address determines the host end while the TCP ports are for specific processes in a host. Formally, we give the following definition:

Definition 1. (Privacy Preserving Firewall Problem) *The Privacy preserving of a firewall f is the construction of a semantically equivalent secure firewall f' such that (1) for every packet p , the probability of the decisions on it by f' and f are different is negligible, (2) it should be computationally efficient to perform the filtering tasks with f' , and (3) there should be no computationally efficient ways to get the whole original plain rules of f based on f' itself.*

It should be easy for us to give privacy preserving definitions for other network middleboxes similarly.

D. Preliminaries

Here, we first review the definition of *cryptographic multilinear map*, which is the cornerstone of our algorithms.

Definition 2. (κ -multilinear Map [11], [21]) *For $\kappa + 1$ cyclic groups $G_1, \dots, G_\kappa, G_T$ of the same order p , a κ -multilinear map $e : G_1 \times \dots \times G_\kappa \rightarrow G_T$ has the following properties:*

(1) *For elements $g_1 \in G_1, \dots, g_\kappa \in G_\kappa$, index $i \in [\kappa]$ and an integer $\alpha \in \mathbb{Z}_p$, we have:*

$$e(g_1, \dots, \alpha \cdot g_i, \dots, g_\kappa) = \alpha \cdot e(g_1, \dots, g_\kappa)$$

(2) *The map e is non-degenerate, which means that if $g_i \in G_i$ ($i = 1, \dots, \kappa$) is a generator of G_i , then $e(g_1, \dots, g_\kappa)$ is a generator of the target group G_T .*

In the above definition, if G_i ($i = 1, \dots, \kappa$) are all identical groups, it is called a symmetric multilinear map.

A cryptographic multilinear map has been a long sought after and powerful tool. Not until recently was it approximately constructed in the form of Graded Encoding System [10], [11]. In particular, we will design our algorithms based on the construction over integers, which is a more practical one devised by Coron, Lepoint, and Tibouchi [10]. Now we briefly recall the definition of Graded Encoding System (GES) and its associated efficient procedures for manipulating encodings on which the description of our algorithms is based directly. Note that we only consider the symmetric case here.

Definition 3. (κ -Graded Encoding System [11]) *A κ -Graded Encoding System consists of a ring R and a system of sets $\mathcal{S} = \{S_v^{(\alpha)} \in \{0, 1\}^* : v \in \mathbb{N}, \alpha \in R\}$, with the following properties:*

1. *For every $v \in \mathbb{N}$, the sets $\{S_v^{(\alpha)} : \alpha \in R\}$ are disjoint.*
2. *There is an associate binary operation '+' and a self-inverse unary operation '-' (on $\{0, 1\}^*$) such that for every $\alpha_1, \alpha_2 \in R$, every index $i \leq \kappa$, and every $u_1 \in S_i^{(\alpha_1)}$ and $u_2 \in S_i^{(\alpha_2)}$, it holds that*

$$u_1 + u_2 \in S_i^{(\alpha_1 + \alpha_2)}, \quad -u_1 \in S_i^{(-\alpha_1)}$$

where $\alpha_1 + \alpha_2$ and $-\alpha_1$ are addition and negation in R .

3. There is an associate binary operation ‘ \times ’ (on $\{0, 1\}^*$) such that for every $\alpha_1, \alpha_2 \in R$, every i_1, i_2 with $i_1 + i_2 \leq \kappa$, and every $u_1 \in S_{i_1}^{(\alpha_1)}$ and $u_2 \in S_{i_2}^{(\alpha_2)}$, it holds that $u_1 \times u_2 \in S_{i_1+i_2}^{(\alpha_1 \cdot \alpha_2)}$. Here $\alpha_1 \cdot \alpha_2$ is multiplication in R , and $i_1 + i_2$ is integer addition.

Definition 4. (Efficient Procedures for κ -Graded Encoding System [10], [11]) For graded encoding system, we have the following efficient procedures:

Instance Generation: $(params, P_{zt}) \leftarrow InstGen(1^\lambda, 1^\kappa)$, where $params$ is a description of a κ -Graded Encoding System with security parameter λ , and P_{zt} is a zero-test parameter for level κ .

Ring Sampler: $c \leftarrow samp(params)$. This procedure outputs a “level-zero encoding” $c \in S_0^{(\alpha)}$ for a nearly uniform element $\alpha \in_R R$.

Encoding: $c_k \leftarrow enc(params, k, c)$. This procedure outputs the “level- i encoding” $c_k \in S_i^{(\alpha)}$ for a “level-zero encoding” $c \in S_0^{(\alpha)}$.

Re-Randomization: $c' \leftarrow reRand(params, i, c)$. Procedure $reRand$ can re-randomize encodings relative to the same level i .

Addition and negation: $u' \leftarrow add(params, i, u_1, u_2)$ and $u' \leftarrow neg(params, i, u_1)$. The two procedures are corresponding to operation ‘+’ and ‘-’ in the above definition.

Multiplication: $u' \leftarrow mul(params, i_1, u_1, i_2, u_2)$. This procedure is for operation ‘ \times ’ in the above definition.

Zero Testing: $isZero(params, P_{zt}, u_\kappa) \stackrel{?}{=} 0/1$. This procedure will check whether $u_\kappa \in S_\kappa^{(0)}$.

Extraction: $sk \leftarrow ext(params, P_{zt}, u_\kappa)$. This procedure extracts a “canonical” and “random” representation of ring elements from their level- κ encoding.

IV. SOFA: FRAMEWORK AND A BASIC SCHEME

As a concrete example for secure network middlebox outsourcing, we present SOFA in detail in this section. First, we will introduce our framework which is comprised of two phases, the obfuscating phase and the online execution phase. Then we give a naive scheme by directly applying the theoretical conjunction obfuscation technique [9]. The discussion of its lack of feasibility will lead to our basic scheme, which is much more efficient in obfuscating the original firewall. And in the next section, we will further present another two approaches to boost our scheme’s efficiency in execution phase.

A. Fundamental Framework

A cryptographic obfuscator of a program can make a program perform the same functionality while the detailed underlying instructions are hidden [12]. Combining the idea of program obfuscation and the Definition 1, we observe that the privacy preserving firewall problem can be solved by constructing a cryptographic obfuscator \mathcal{O} for firewall f such that $f' = \mathcal{O}(f)$. The secrets are the underlying firewall rules, and they can be hidden in f' . Generally, this relationship between privacy preserving outsourcing requirement and cryptographic obfuscator construction can be extended to other middleboxes.

Our framework SOFA consists of two phases. The first phase is the construction of an obfuscator for original firewall f . And this work is done by the control plane of SDN in the local enterprise. The second phase is the execution of the obfuscated firewall $f' = \mathcal{O}(f)$ in the cloud. And this task should be done by the control plane of cloud firewall provider.

Obfuscation Phase: In the first phase, the controller of the enterprise SDN can set up the basic cryptographic parameters of the multilinear map. And then for each rule r in the firewall, such as these in Table I, the control plane generates a corresponding atomic rule “ciphertext” r' . Subsequently, the control plane can aggregate these atomic ciphertexts to be an integral secure firewall f' . And at last it sends f' and some necessary public parameters to the cloud provider. This obfuscation phase for firewall can be done offline and once for all. And if there are some updates for the firewall f , we can just reconstruct the related atomic rules, reassemble them and then replace the old ones in f' with them. But this process still should be done as efficiently as possible since one main purpose of outsourcing is to reduce costs for enterprises.

Execution Phase: After receiving f' , the cloud firewall provider performs the packet filtering task on the inbound and outbound traffics of the protected enterprise. For each packet, the high-performance devices in the cloud, under the supervision of its controller, securely checks its packet header according to f' . If the packet is found satisfying a rule r' , the cloud firewall devices will take the corresponding actions associated with this rule, such as permitting it, or denying it.

The firewall obfuscation is implemented with cryptographic multilinear map. So in the following we model the firewall rule and traffic packet header in the bitwise level. For each rule, we present it in the format of $R = (\vec{v}, W, A)$, where $\vec{v} \in \{0, 1\}^n$ specifies the expected bit, 0 or 1, on non-wildcard bits, the set $W \subseteq [n]$ specifies the “wildcard” bits, and A indicates the associated actions. Note that actually set W is often the subnet mask in firewall rules. For ease of presentation, we denote $\vec{v}[i] = 0$ if $i \in W$. For instance, the rule #1 in Table I, “192.168.45.*”, can be presented as $\vec{v} = \text{“1100000010101000...”}$, $W = \{25, 26, \dots, 32\}$ and $A = \{deny\}$. In addition, A is the output decision on a packet, it leaks little information about the detailed enterprise network, so we do not consider protecting it in this paper. Please see section VI for a detailed analysis of our schemes’ security. Similarly, for a traffic packet’s TCP/IP header, we also present its related bits as a n-bit vector $\vec{p} \in \{0, 1\}^n$.

B. A Naive Scheme

A naive and intuitive idea is to directly apply the theoretical construction of conjunction obfuscator [9] in obfuscating the firewall rules. Here we give a concise description of this scheme. For each rule r in firewall f , we present it as $r \triangleq (\vec{v}, W, A)$. Then for the i -th bit of it, we generate two pairs of level-1 encodings in the GES (We term them “encoding pairs unit”):

$$(u_{i,0}, v_{i,0}) \in (S_1^{\rho_{i,0}}, S_1^{\rho_{i,0} \times \alpha_{i,0}}), \quad (1)$$

$$(u_{i,1}, v_{i,1}) \in (S_1^{\rho_{i,1}}, S_1^{\rho_{i,1} \times \alpha_{i,1}}) \quad (2)$$

In Equation (1) and (2), $\rho_{i,0}, \alpha_{i,0}, \rho_{i,1}, \alpha_{i,1}$ are all randomly and uniformly chosen if $i \notin W$, but for $i \in W$, they should also satisfy $\alpha_{i,0} = \alpha_{i,1}$. In addition to two pairs for each bit, an encoding pair is also generated for a whole rule:

$$(u_{n+1}, v_{n+1}) \in (S_1^{\rho_{n+1}}, S_1^{\rho_{n+1} \times \prod_{i \in [n]} \alpha_{i, \vec{v}[i]}}) \quad (3)$$

In the execution phase, for each obfuscated rule, we pick and multiply encodings from each pair according to \vec{p} and get the following two (n+1)-level encodings:

$$LHS = u_{n+1} \times \prod_{i \in [n]} v_{i, \vec{p}[i]}, RHS = v_{n+1} \times \prod_{i \in [n]} u_{i, \vec{p}[i]} \quad (4)$$

At last procedure *isZero* is performed to determine whether *LHS* (Left-hand side) and *RHS* (Right-hand side) are equal to judge whether packet \vec{p} satisfies this rule and which actions to take.

Actually, the scheme we briefly presented above is the simplified symmetric counterpart for the original asymmetric construction in [9], and the asymmetry is vital in its theoretical security proof to defend the DDH attack which may leak the wildcard locations. It is much harder and inefficient to construct such an asymmetric multilinear map. More importantly, as we all know, the wildcard part in a IP address is for indicating the subnet range, and these bits are always continuous in the later part. Nothing additional useful information about specific subnets or hosts, except for the size of an unknown subnet, can be discovered without \vec{v} . So leaking this subnet mask rather than the specific prefixes (\vec{v}) is acceptable in most firewall scenarios. Thus in this paper, we do not attempt to perfectly defend such DDH attack and herein we use symmetric multilinear map in all our schemes and leave such protection as future work. But we point out that following schemes are also fit for asymmetric one.

Discussion. Now we argue that this naive scheme will have serious issues in practical application.

(1) Its time and space consumption in the obfuscating phase will be too large. If we have l rules in a firewall, then the obfuscation will take $\Theta(ln + l)$ times encoding and re-randomization, and need store $\Theta(ln + l)$ encoding ciphertexts. In addition, when n is large, the single procedures will take more time and the storage will also be larger. So such privacy preserving scheme will be impractical due to the computation and storage cost in obfuscating phase is hardly acceptable.

(2) When n is large, it also will be much harder to construct the GES due to the noise limit. Thus to make the $2(n + 1)$ multiplication operations and *isZero* viable, the underlying GES parameters have to be set large enough. Consequently the real-time execution in cloud will be too inefficient to have any practical usability if we adopt the naive scheme directly.

Therefore we have to make up for these limitations to make it more practical.

C. Our Basic Scheme

Here, we first give a basic scheme by compressing the encodings to address the issue (1) discussed above. The computation and space complexity will be reduced from $\Theta(ln + l)$ to $\Theta(n + l)$ encodings. This scheme is not as secure as the

Algorithm 1 Basic Scheme For Obfuscating Firewall

Input: A original plain firewall f with rule sets $\{r\}$.

Output: A obfuscated firewall f' with the same functionality.

$(params, P_{zt}) \leftarrow InstGen(1^\lambda, 1^{n+1})$.

for $i \in \{1, \dots, M + N\}$ **do**

$C_{\rho_{i,0}} \leftarrow samp(\cdot), C_{\rho_{i,1}} \leftarrow samp(\cdot)$.

if $i \leq M$ **then**

$C_{\alpha_{i,0}} = C_{\alpha_{i,1}} \leftarrow samp(\cdot)$.

else

$C_{\alpha_{i,0}} \leftarrow samp(\cdot), C_{\alpha_{i,1}} \leftarrow samp(\cdot)$.

end if

$C_\beta \leftarrow enc(\cdot, 1, C_{\rho_{i,0}}), u_{i,0} \leftarrow reRand(\cdot, 1, C_\beta)$.

$C_\gamma \leftarrow enc(\cdot, 1, C_{\rho_{i,0}} \times C_{\alpha_{i,0}}), v_{i,0} \leftarrow reRand(\cdot, 1, C_\gamma)$.

$C_\delta \leftarrow enc(\cdot, 1, C_{\rho_{i,1}}), u_{i,1} \leftarrow reRand(\cdot, 1, C_\delta)$.

$C_\epsilon \leftarrow enc(\cdot, 1, C_{\rho_{i,1}} \times C_{\alpha_{i,1}}), v_{i,1} \leftarrow reRand(\cdot, 1, C_\epsilon)$.

$C[i] \triangleq \{(u_{i,0}, v_{i,0}), (u_{i,1}, v_{i,1})\}$.

end for

$C = \sigma(C)$.

$E = \{\sigma(1), \dots, \sigma(M)\}$,

$UE = \{\sigma(M + 1), \dots, \sigma(M + N)\}$.

for $r \triangleq (\vec{v}, W, A) \in f$ **do**

for $i \in \{1, \dots, n\}$ **do**

if $i \in W$ **then**

$P_r[i] \stackrel{R}{\leftarrow} E$.

else

$P_r[i] \stackrel{R}{\leftarrow} UE$.

end if

end for

$\rho_{i,n+1} \leftarrow samp(\cdot)$,

$C_\theta \leftarrow enc(\cdot, 1, C_{\rho_{i,n+1}}), u_{n+1} \leftarrow reRand(\cdot, 1, C_\theta)$.

$C_\mu \leftarrow enc(\cdot, 1, C_{\rho_{i,n+1}} \times \prod_{i \in [n]} C[P_r[i]].C_{\alpha_{i, \vec{v}[i]}})$,

$v_{n+1} \leftarrow reRand(\cdot, 1, C_\mu)$.

$r' \triangleq (P_r, u_{n+1}, v_{n+1}, A)$.

end for

return $f' \triangleq (\{C[i]\}_{i \in [M+N]}, \{r'\}, P_{zt}, params')$.

naive one, but the amount of leaked information is limited and acceptable (please see section VI for details).

In the naive scheme, the encoding pairs $(u_{i,0}, v_{i,0})$ and $(u_{i,1}, v_{i,1})$ for every rule are dependent on W while the pair (u_{n+1}, v_{n+1}) is dependent on \vec{v} . Now we give our basic scheme, in which the encoding pairs for each bit every rule are extracted and shared.

The obfuscating steps are summarized as Algorithm 1¹ utilizing primitive procedures in GES. We first get $M + N$ encoding pairs units, of which the first M units have equal random ratios in two encoding pairs while in the last N units such ratios are different. Then we permute (σ) these encoding pairs units to shuffle them, and then collect two indexes sets:

$$E = \{\sigma(1), \sigma(2), \dots, \sigma(M)\}, \quad (5)$$

$$UE = \{\sigma(M + 1), \sigma(M + 2), \dots, \sigma(M + N)\}. \quad (6)$$

¹For conciseness, we denote the parameter *params* as “.” in every primitive procedure in all our following algorithms. In addition, The *C* we outsource do not contains $C_{\alpha_{i, \vec{v}[i]}}$, but in the obfuscating phase, we use $C[P_r[i]].C_{\alpha_{i, \vec{v}[i]}}$ to denote the access for presentation convenience.

Algorithm 2 Execution with Outsourced Firewall f'

Input: A packet $\vec{p} = \{0, 1\}^n$, and obfuscated firewall f' .
Output: Decisions on \vec{p} .
for $r' \triangleq (P_r, u_{n+1}, v_{n+1}, A) \in f'$ **do**
 $LHS = u_{n+1} \times \prod_{i \in [n]} C[P_r[i]].v_{i, \vec{p}[i]}$,
 $RHS = v_{n+1} \times \prod_{i \in [n]} C[P_r[i]].u_{i, \vec{p}[i]}$.
 if $isZero(params', P_{zt}, LHS - RHS)$ **then**
 return A and exit.
 else
 Continue checking \vec{p} with the next rule.
 end if
end for

Set E collects the indexes of encoding pairs units with $\alpha_{i,0} = \alpha_{i,1}$ while set UE collects those with $\alpha_{i,0} \neq \alpha_{i,1}$.

To obfuscate a rule $r \triangleq (\vec{v}, W, A)$, we attach an encoding pairs unit indexes array p_r to r' such that if $i \in W$, then $p_r[i]$ is randomly sampled without replacement ($\binom{R}{r}$) from set E , otherwise it is randomly sampled without replacement from set UE . Thus p_r specifies the n encoding pairs units for rule r . Then (u_{n+1}, v_{n+1}) for this rule is calculated according to Equation (3) by choosing encoding pairs in $C[P_r[i]]$ with \vec{v} . At last, public parameters $params'$ of GES and zero-test parameter P_{zt} are also included in the obfuscated firewall f' . We emphasize that we should sample randomly without replacement rather than directly sampling with replacement. This trick is used to eliminate the possibility of false positive which may happen when two non-wildcard bits with different values chose the same encoding pair unit.

In the second phase, the execution of outsourced firewall f' is straightforward. The basic steps are summarized in Algorithm 2. For an input packet \vec{p} , we check whether it satisfies an underlying rule in f' sequentially. Note that for each obfuscated rule r' , the multiplications are also performed on encodings chose from encoding pairs units C specified by \vec{p} and P_r .

Our scheme's correctness can be verified easily. In Algorithm 1, only two encodings are generated to a specific rule. The overheads of P_r generation is negligible compared to encoding and re-randomization, thus it is easy to figure out the complexity of Algorithm 1 is $\Theta(n + l)$. Thus the basic scheme is efficient in the obfuscation phase. The efficiency in execution phase is not bad, but needs further improvement.

V. ONLINE EFFICIENCY IMPROVEMENT

In this section, we try to improve the efficiency and usability of our scheme in the online execution phase. As we have discussed previously, the online efficiency is vital for middlebox outsourcing scheme. The two enhanced schemes we propose here can reduce its complexity from $\Theta(n)$ to $\Theta(k)$ or $\Theta(n/k)$ on faster encodings' multiplication operations. The cost is $\Theta(1)$ increase in encoding and re-randomization in the first phase.

The main guideline for our improvement is to reduce overheads of single multiplication and the times of multiplication. To this end, in both of the following approaches, we partition

Algorithm 3 Firewall Obfuscation (Blocking Approach)

Input: A original plain firewall f with rule sets $\{r\}$.
Output: A obfuscated firewall f' with the same functionality.
Generate parameters:
 $(params, P_{zt}) \leftarrow InstGen(1^\lambda, 1^{k+1})$.
for $r \triangleq (\{F_i\}_{i \in [k]}, A) \in f$ **do**
 for $i \in \{1, \dots, k\}$ **do**
 $C_{\eta_i} \leftarrow samp(\cdot)$.
 for $j \in I_i$ **do**
 $C_{\beta_j} \leftarrow samp(\cdot)$
 if $j \in S_i$ **then**
 $C_{\alpha_j} = C_{\eta_i}$.
 else
 $C_{\alpha_j} \leftarrow samp(\cdot)$.
 end if
 $C_\gamma \leftarrow enc(\cdot, 1, C_{\beta_j})$, $C_\delta \leftarrow enc(\cdot, 1, C_{\beta_j} \times C_{\alpha_j})$,
 $u_{i,j} \leftarrow reRand(\cdot, 1, C_\gamma)$, $v_{i,j} \leftarrow reRand(\cdot, 1, C_\delta)$.
 end for
 end for
 $C_{\rho_{k+1}} \leftarrow samp(\cdot)$.
 $C_\epsilon \leftarrow enc(\cdot, 1, C_{\rho_{k+1}})$,
 $u_{k+1} \leftarrow reRand(\cdot, 1, C_\epsilon)$,
 $C_\theta \leftarrow enc(\cdot, 1, C_{\rho_{k+1}} \times \prod_{i \in [k]} C_{\eta_i})$,
 $v_{k+1} \leftarrow reRand(\cdot, 1, C_\theta)$.
 $r' \triangleq (\{u_{i,j}, v_{i,j}\}_{i \in [k], j \in I_i}, u_{k+1}, v_{k+1}, A)$.
end for
return $f' \triangleq (\{r'\}, P_{zt}, params')$.

an original bit-wise rule into several parts. In the blocking approach, we then construct an encoding pair for an element in each part rather than for each rule bit, and thus we can check a packet in block level rather bit level. In the divide-and-conquer approach, we then test if a packet satisfies the rule in each part separately and sequentially with less encoding levels.

A. Blocking Scheme

We find that if we view a firewall rule in a higher level rather than the primitive bit level, there will be fewer occurrences of multiplication needed in online phase. If the block is small enough, the single multiplication will also take less time. To this end, we take another approach of firewall obfuscation by constructing in block level rather than bitwise level. The basic steps in the first phase are described as algorithm 3.

Note that for brevity and highlighting the key idea, this algorithm is described based on the naive scheme. The encoding pairs compression idea in basic scheme can be easily integrated in algorithm 3. We omit this integration here.

Specifically, in the first phase, for a firewall rule, we split it into k fields, each with a small integer range. Take the second rule in table I as an example, we can split its IP source address header into four fields, each with the same domain $I_{1,2,3,4} = [0, 255]$ (Just as its dotted decimal notation). In each field, the rule specifies a target filter set, such as $F_1 = 192$, $F_2 = 168$, $F_3 = 45$ and $F_4 = [0, 255]$ for the above example. Another advantage of this approach is that it enables us to process some rare extended ACLs with port range. For

example, for the destination port range in the rule #3 in table I, we can directly set the corresponding target filter set as [22, 88]. So now a rule can be presented as $r \triangleq (\{F_i\}_{i \in [k]}, A)$.

After this partition, for each field i within the domain I_i , we “encrypt” each element in it with a level-1 encoding pair. The key point is that, for all elements that are in the filter set F_i , the underlying ratios of the two encodings in their encoding pairs are all equal to a constant number η_i , which is specified for each field in this obfuscation. Finally, just similar to basic scheme, these ratios in each field are aggregated in a product of them, which is also hidden as a ratio in another level-1 encoding pair (u_{k+1}, v_{k+1}) :

$$(u_{k+1}, v_{k+1}) \in (S_1^{\rho_{k+1}}, S_1^{\rho_{k+1} \times \prod_{i \in [k]} \eta_i}) \quad (7)$$

Then, in the second phase, as a consequence of the simplification in the first phase, the burden of the cloud firewall provider will be greatly relieved. For a packet \vec{p} , cloud firewall provider also splits its packet header into k blocks, which means that we can present it in the format of an integer tuple (p_1, \dots, p_k) . Then an encodings pair in each field is chosen according to the integer tuple value followed by the computation of two level- $(k+1)$ encodings, LHS and RHS , by multiplying them. At last the equality of LHS and RHS is tested and thus a decision upon this packet can be made. The modification of algorithm 2 to coordinate with algorithm 3 is easy, so we leave out the details here.

B. Divide-and-Conquer Scheme

To reduce overheads of a single multiplication, we can decrease the maximum levels in GES. So another strategy we can take is divide-and-conquer. We divide the whole bit-string rule (\vec{v}, W, A) into k parts: $(\vec{v}, W, A) = (\{\vec{v}_i, W_i\}_{1 \leq i \leq k}, A)$. And in each part, we construct a obfuscated r'_i in the same way as algorithm 1. Thus the corresponding obfuscated firewall will be $f' \triangleq (\{\{r'_i\}_{1 \leq i \leq k}\}, \{P_{zt}^i\}_{1 \leq i \leq k}, params')$. Similarly, in the second phase, we also partition the packet in the same way, and get $\vec{p} = (\vec{p}_i)_{1 \leq i \leq k}$. Then we can check whether \vec{p} matches the underlying r by checking \vec{p}_i with r'_i in each part sequentially with algorithm 2.

This approach is simple, but effective, as will be demonstrated in our experiments. It is not hard to modify the basic scheme in this approach, so we omit the details here.

VI. PRIVACY ANALYSIS

In this section, we will take a close look at the security of the privacy preserving schemes we proposed.

1) *Analysis of the basic scheme:* In [9], the authors have proved the naive scheme is secure when the inputting function is drawn from a distribution with a high superlogarithmic entropy given the GXDH assumption and the GCAN assumption [9] are true or in the *generic model* where the adversary is only allowed to manipulate encodings via oracle access.

When parameters M and N are large enough, our basic scheme achieves the same security as the naive scheme and the security proof is roughly the same as proofs provided in [9]. Due to both completeness considerations and the page limit, below we present the proof sketch for the high entropy

input distribution case only and neglect the proof in the generic model.

Theorem 1. *When M and N are large enough so that all $P_r[i]$ are different, Algorithms 1 and 2 are secure when (\vec{v}, W) is drawn from a distribution where the entropy of \vec{v} given W is superlogarithmic given the GXDH assumption and the GCAN assumption are true.*

Proof: Same as [9], by claiming Algorithm 1 and 2 are secure we mean that, for each rule r , anything that the cloud firewall provider or the adversary learns from the execution of the two algorithms can be learned from a blackbox firewall by constructing a simulator \mathcal{S} that simulates the adversary’s view from algorithms 1 and 2 given only the access of a blackbox firewall.

In particular, the adversary’s view is the obfuscated firewall output by Algorithm 1: $(\{C[i]\}_{i \in [M+N]}, \{r'\}, P_{zt}, params')$. \mathcal{S} simulates $\{C[i]\}_{i \in [M+N]}$ with $4(M+N)$ uniformly random level-1 encodings: $(\{u'_{i,0}, v'_{i,0}, u'_{i,1}, v'_{i,1}\}_{i \in [M+N]})$. \mathcal{S} first runs *InstGen* and get a random P'_{zt} and random public parameters $params''$. For each r' , \mathcal{S} can simulate P_r with n different random samplings in $[M+N]$, simulate (u_{n+1}, v_{n+1}) with two uniformly random level-1 encodings: (u'_{n+1}, v'_{n+1}) , simulates A with A itself, and simulates P_{zt} and $params'$ with P'_{zt} and $params''$. Due to the GCAN assumption and the entropy of \vec{v} given W is superlogarithmic, we know u_{n+1}, v_{n+1} is indistinguishable from uniform thus is independent with any pair in $\{C[i]\}$. In addition, due to the GXDH assumption, we know each $C[i]$ is indistinguishable from $(u'_{i,0}, v'_{i,0}, u'_{i,1}, v'_{i,1})$, and (u_{n+1}, v_{n+1}) is indistinguishable from (u'_{n+1}, v'_{n+1}) . Thus we know \mathcal{S} simulates the algorithm 1’s output for $((\vec{v}, W))$ input. For algorithm 2’s output, the \mathcal{S} can simply use the access of the blackbox firewall to get it. ■

When M and N are not large enough, Algorithm 1 reveal partial information about the rules. The leakage could happen when for different rules r_1 and r_2 , there exist $i, j \in \{1, \dots, n\}$ such that $P_{r_1}[i] = P_{r_2}[j]$. In this case, the adversary would notice similar “wildcard or not” information between two bit locations in two rules. We can figure out that the probability for such leakage is $1 - \left(\frac{\binom{M}{|W_1|} \cdot \binom{M-|W_1|}{|W_2|}}{\binom{M}{|W_1|} \cdot \binom{M-|W_2|}{|W_2|}}\right) \cdot \left(\frac{\binom{N}{m_1} \cdot \binom{N-m_1}{m_2}}{\binom{N}{m_1} \cdot \binom{N-m_2}{m_2}}\right) = 1 - \left(\frac{(M-|W_1|)! \cdot (M-|W_2|)!}{M! \cdot (M-|W_1|-|W_2|)!}\right) \cdot \left(\frac{(N-m_1)! \cdot (N-m_2)!}{N! \cdot (N-m_1-m_2)!}\right)$, in which the W_1, W_2 is the wildcard bits set in r_1 and W_2 each, and $m_1 = n - |W_1|, m_2 = n - |W_2|$. So if such leak is unacceptable, we may increase the value of M and N in practice.

2) *Analysis of the Blocking Scheme:* The main difference between the basic and blocking scheme is that Algorithm 3 “encrypt”s each integer in each field rather than “0” or “1” on each bit. For similar reasons as Algorithm 1, we also give a proof sketch for Algorithm 3’s security in the case of high entropy inputs and leave out the detailed proofs. Note that Algorithm 3 itself achieves the same security as the naive scheme’s security. So when integrated with basic scheme, the blocking scheme is as secure as Algorithm 1.

Theorem 2. *Algorithm 3 is secure when (\vec{v}, W) is drawn from a distribution where the entropy of \vec{v} given W is superlogarithmic given the GXDH assumption and the GCAN*

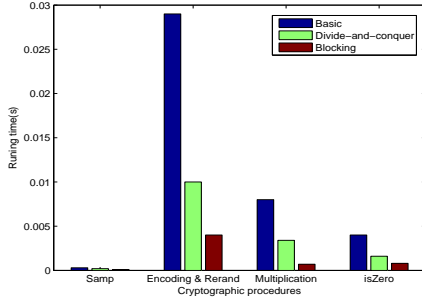


Fig. 1: Computation overheads of primitive procedures in GES

assumption are true.

Proof: The proof goes similarly as the Proof of Theorem 1. The only difference here is \mathcal{S} simulates algorithm 3's output $(\{(u_{i,j}, v_{i,j})\}_{i \in [k], j \in I_i}, u_{k+1}, v_{k+1})$ with $2\sum_1^k |I_i| + 2$ uniformly random level-0 encodings: $(\{u'_{i,j}, v'_{i,j}\}_{i \in [n], j \in I_i}, u'_{k+1}, v'_{k+1})$. Due to the GXDH assumption, we know for each $i \in [n]$, $\{\langle u'_{i,j}, v'_{i,j} \rangle\}_{j \in I_i}$ is still indistinguishable with $\{\langle u_{i,j}, v_{i,j} \rangle\}_{j \in I_i}$. Due to the GCAN assumption and the entropy assumption, we know each $\{\langle u_{i,j}, v_{i,j} \rangle\}_{j \in I_i}$ and (u_{k+1}, v_{k+1}) are independent with each other, and (u_{k+1}, v_{k+1}) is indistinguishable with (u'_{k+1}, v'_{k+1}) . Therefore, \mathcal{S} simulates algorithm 1's output for $((\vec{v}, W))$ input. ■

3) *Analysis of the Divide-and-Conquer Scheme:* The divide-and-conquer scheme break the matching of one rule into several k parts. It is easy to see it has the same amount of security except it reveals the matching results of all parts in addition.

VII. EXPERIMENTS

To evaluate the feasibility and performance of SOFA, we implement our algorithms in C++, and carry out experiments on real-world firewall rules. The cryptographic multilinear map we employ is the one constructed over integers [10], [22].

A. Experiment Setup

Our experiments are conducted on a PC running Linux with 2.90 GHz *Inter(R) Core(TM) i7* CPU and 8 GB RAM. And we use 50 standard real-world firewall rules to evaluate the scalability of our algorithms. Note that our blocking scheme can also deal with the extended rules with minor modification. To leave out unnecessary details, these rules are preprocessed such that only the fields in the IP/TCP header are included in r . In reality, many firewall rules belong to this type.

The generation of an instance of a practical multilinear map involves the configuration of many parameters [10]. And the configuration will affect its performance and usability, which is related to the control of the “noise”. So it should be tuned with specific application. Thus we do not present the tedious detailed parameters of our experiments here. Instead our settings ensure the “noise” in our experiments is under control such that no correctness will be sacrificed for efficiency.

B. Primitive Cryptographic Overheads

The procedures of GES that we have defined are the basic steps in our algorithms, so we first measure the efficiency of these primitive cryptographic operations. We set the multilinearity level $\kappa=5, 9$ and 33 , which are the parameters for obfuscating a standard rule each for the basic scheme, the divide-and-conquer scheme and the one with blocking approach. The results are shown in figure 1.

We can observe from the results that the *ring sampler* takes only less than 1 millisecond. The *encoding and re-randomization* procedure are always performed together, so we measure them together, and we can observe that the multilinearity level affects its running time greatly. The *multiplication* procedure is the major operation in the second phase, and it can be seen that its efficiency is also strongly affected by the multilinearity level, which determines the specific system parameters. We can also see that the *zero testing* procedure is relatively lightweight in computation overheads.

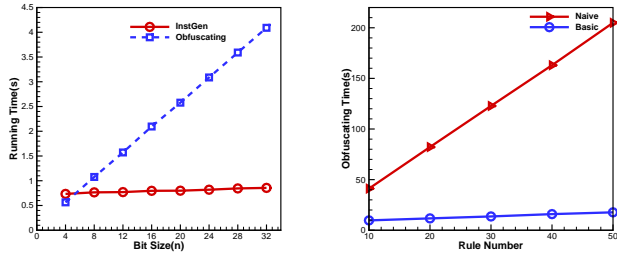
C. Performance in Obfuscation Phase

The first phase, the obfuscation of original firewall rules, is performed locally by the enterprise SDN controller. We first measure the impact of the bit numbers n (note that the corresponding multilinearity level in GES is $n + 1$) on the performance of naive scheme (Fig.2a). The time overheads of procedure *Instance Generation* and the obfuscating time of a single standard rule are measured separately. From Fig.2a, we can see that both of them grow linearly with respect to the bit size. Specifically, when $n = 32$ (which we need when naive scheme is adopted to protect the standard rules), the first takes about 0.8 seconds, while the obfuscating for a rule takes about 4.1 seconds. This shows the inefficiency of naive scheme.

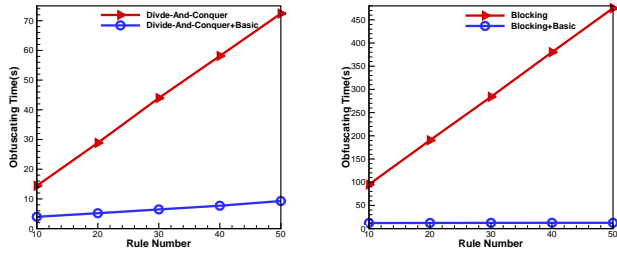
And we also measure the scalability of the schemes we proposed (Fig.2b, Fig.2c, Fig.2d) and the effect of basic scheme on other approaches. The results show that by the encodings compression of our basic scheme, the obfuscation of original rules can be greatly accelerated. This is in line with our theoretical analysis. These results also show that our framework is elastic with different number of rules.

D. Performance in Execution Phase

The performance in the second phase, the real-time execution of the obfuscated firewalls in the cloud, is more crucial. We measure our solution's performance in this phase with different number of rules, the result is shown in Fig.3. From the result we can see that the blocking scheme is much more efficient. Actually, we find that the running time to check a packet with them is separately 300, 100, 6 milliseconds. Considering that our experiments are performed on a ordinary PC and no modern firewall process acceleration techniques (such as FDD) are adopted, our schemes, especially blocking scheme, are practical. And in practice, when adopted in cloud processing, many parallelism and acceleration means can be taken to make our scheme faster.



(a) Naive Scheme with Various Bits (b) Naive and Basic scheme



(c) Divide-and-Conquer Scheme (d) Blocking Scheme

Fig. 2: Time Performance in the First Phase

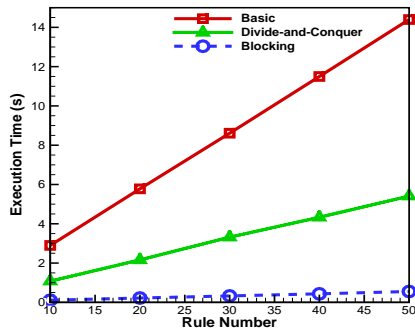


Fig. 3: Time Performance in the Second Phase

VIII. CONCLUSION

In this paper, we propose solutions to make it secure for an enterprise to outsource firewalls. The security of our schemes have solid theoretical foundation. And the experiment results show that our schemes are also practical to use.

There are more other network functionalities, such as IDS, IPS, that can be outsourced, and their privacy issues must be considered too when outsourcing. We think the framework we propose also works for them because many of them are also based on packet header filtering. But since their configurations are different from firewalls, so the specific solutions to them will also vary. We leave this as our future work.

REFERENCES

[1] J. Sherry, S. Hasan, C. Scott, A. Krishnamurthy, S. Ratnasamy, and V. Sekar, "Making middleboxes someone else's problem: network processing as a cloud service," *ACM SIGCOMM Computer Communication Review*, vol. 42, no. 4, pp. 13–24, 2012.

[2] M. Casado, M. J. Freedman, J. Pettit, J. Luo, N. McKeown, and S. Shenker, "Ethane: Taking control of the enterprise," *ACM SIGCOMM Computer Communication Review*, vol. 37, no. 4, pp. 1–12, 2007.

[3] A. Gember, P. Prabhu, Z. Ghadiyali, and A. Akella, "Toward software-defined middlebox networking," in *Proceedings of the 11th ACM Workshop on Hot Topics in Networks*. ACM, 2012, pp. 7–12.

[4] Z. A. Qazi, C.-C. Tu, L. Chiang, R. Miao, V. Sekar, and M. Yu, "Simplifying middlebox policy enforcement using sdn," in *Proceedings of the ACM SIGCOMM 2013 conference on SIGCOMM*. ACM, 2013, pp. 27–38.

[5] A. Bremler-Barr, Y. Harchol, D. Hay, and Y. Koral, "Deep packet inspection as a service," in *Proceedings of the 10th ACM International Conference on Emerging Networking Experiments and Technologies*, ser. CoNEXT '14. New York, NY, USA: ACM, 2014, pp. 271–282. [Online]. Available: <http://doi.acm.org/10.1145/2674005.2674984>

[6] G. Gibb, H. Zeng, and N. McKeown, "Outsourcing network functionality," in *Proceedings of the first workshop on Hot topics in software defined networks*. ACM, 2012, pp. 73–78.

[7] A. R. Khakpour and A. X. Liu, "First step toward cloud-based firewalling," in *Reliable Distributed Systems (SRDS), 2012 IEEE 31st Symposium on*, Oct 2012, pp. 41–50.

[8] H. T. Karaoglu and M. Yuksel, "Offloading routing complexity to the cloud (s)," in *Communications Workshops (ICC), 2013 IEEE International Conference on*. IEEE, 2013, pp. 1367–1371.

[9] Z. Brakerski and G. Rothblum, "Obfuscating conjunctions," in *Advances in Cryptology, CRYPTO 2013*, ser. Lecture Notes in Computer Science, R. Canetti and J. Garay, Eds. Springer Berlin Heidelberg, 2013, vol. 8043, pp. 416–434.

[10] J.-S. Coron, T. Lepoint, and M. Tibouchi, "Practical multilinear maps over the integers," in *Advances in Cryptology, CRYPTO 2013*, ser. Lecture Notes in Computer Science. Springer Berlin Heidelberg, 2013, vol. 8042, pp. 476–493.

[11] S. Garg, C. Gentry, and S. Halevi, "Candidate multilinear maps from ideal lattices," in *Advances in Cryptology, EUROCRYPT 2013*, ser. Lecture Notes in Computer Science. Springer Berlin Heidelberg, 2013, vol. 7881, pp. 1–17.

[12] B. Barak, O. Goldreich, R. Impagliazzo, S. Rudich, A. Sahai, S. Vadhan, and K. Yang, "On the (im)possibility of obfuscating programs," *J. ACM*, vol. 59, no. 2, pp. 6:1–6:48, May 2012.

[13] N. Bitansky, R. Canetti, S. Goldwasser, S. Halevi, Y. Kalai, and G. Rothblum, "Program obfuscation with leaky hardware," in *Advances in Cryptology, ASIACRYPT 2011*, ser. Lecture Notes in Computer Science. Springer Berlin Heidelberg, 2011, vol. 7073, pp. 722–739.

[14] A. Gember, A. Krishnamurthy, S. S. John, R. Grandl, X. Gao, A. Anand, T. Benson, A. Akella, and V. Sekar, "Stratos: A network-aware orchestration layer for middleboxes in the cloud," *arXiv preprint arXiv:1305.0209*, 2013.

[15] V. Kotronis, X. Dimitropoulos, and B. Ager, "Outsourcing the routing control logic: better internet routing based on sdn principles," in *Proceedings of the 11th ACM Workshop on Hot Topics in Networks*. ACM, 2012, pp. 55–60.

[16] S. K. Fayazbakhsh, M. K. Reiter, and V. Sekar, "Verifiable network function outsourcing: requirements, challenges, and roadmap," in *Proceedings of the 2013 workshop on Hot topics in middleboxes and network function virtualization*. ACM, 2013, pp. 25–30.

[17] C. Wang, Q. Wang, K. Ren, and W. Lou, "Privacy-preserving public auditing for data storage security in cloud computing," in *INFOCOM, 2010 Proceedings IEEE*. IEEE, 2010, pp. 1–9.

[18] L. Wei, H. Zhu, Z. Cao, X. Dong, W. Jia, Y. Chen, and A. V. Vasilakos, "Security and privacy for storage and computation in cloud computing," *Information Sciences*, vol. 258, pp. 371–386, 2014.

[19] O. Rottenstreich and I. Keslassy, "The bloom paradox: When not to use a bloom filter?" in *INFOCOM, 2012 Proceedings IEEE*. IEEE, 2012, pp. 1638–1646.

[20] A. C.-C. Yao, "How to generate and exchange secrets," in *Foundations of Computer Science, 1986., 27th Annual Symposium on*. IEEE, 1986, pp. 162–167.

[21] D. Boneh and A. Silverberg, "Applications of multilinear forms to cryptography," *Contemporary Mathematics*, vol. 324, no. 1, pp. 71–90, 2003.

[22] T. Lepoint, "An implementation of multilinear maps over the integers." Available under the Creative Commons License BY-NC-ND at <https://github.com/tlepoint/multimap>.