

# Sparse Dueling Bandits

Kevin Jamieson, Sumeet Katariya\*, Atul Deshpande and Robert Nowak  
 Department of Electrical and Computer Engineering  
 University of Wisconsin Madison

## Abstract

The dueling bandit problem is a variation of the classical multi-armed bandit in which the allowable actions are noisy comparisons between pairs of arms. This paper focuses on a new approach for finding the “best” arm according to the Borda criterion using noisy comparisons. We prove that in the absence of structural assumptions, the sample complexity of this problem is proportional to the sum of the inverse squared gaps between the Borda scores of each suboptimal arm and the best arm. We explore this dependence further and consider structural constraints on the pairwise comparison matrix (a particular form of sparsity natural to this problem) that can significantly reduce the sample complexity. This motivates a new algorithm called Successive Elimination with Comparison Sparsity (SECS) that exploits sparsity to find the Borda winner using fewer samples than standard algorithms. We also evaluate the new algorithm experimentally with synthetic and real data. The results show that the sparsity model and the new algorithm can provide significant improvements over standard approaches.

## 1 INTRODUCTION

The dueling bandit is a variation of the classic multi-armed bandit problem in which the actions are noisy comparisons between arms, rather than observations from the arms themselves (Yue et al., 2012). Each action provides 1 bit indicating which of two arms is probably better. For example, the arms could represent objects and the bits could be responses from people asked to compare pairs of objects. In this paper, we focus on the pure *exploration* problem of finding the “best” arm from noisy pairwise comparisons. This problem is different from the *explore-exploit* problem studied in Yue et al. (2012). There can be different notions of “best” in the dueling framework, including the Condorcet and Borda criteria (defined below).

Most of the dueling-bandit algorithms are primarily concerned with finding the Condorcet winner (the arm that is probably as good or better than every other arm). There are two drawbacks to this. First, a Condorcet winner does

---

\*The first two authors are listed in alphabetical order as both contributed equally.

not exist unless the underlying probability matrix governing the outcomes of pairwise comparisons satisfies certain restrictions. These restrictions may not be met in many situations. In fact, we show that a Condorcet winner doesn't exist in our experiment with real data presented below. Second, the best known upper bounds on the sample complexity of finding the Condorcet winner (assuming it exists) grow quadratically (at least) with the number of arms. This makes Condorcet algorithms impractical for large numbers of arms.

To address these drawbacks, we consider the Borda criterion instead. The Borda score of an arm is the probability that the arm is preferred to another arm chosen uniformly at random. A Borda winner (arm with the largest Borda score) always exists for every possible probability matrix. We assume throughout this paper that there exists a unique Borda winner. Finding the Borda winner with probability at least  $1 - \delta$  can be reduced to solving an instance of the standard multi-armed bandit problem resulting in a sufficient sample complexity of  $\mathcal{O}(\sum_{i>1} (s_1 - s_i)^{-2} \log(\log((s_1 - s_i)^{-2})/\delta))$ , where  $s_i$  denotes Borda score of arm  $i$  and  $s_1 > s_2 > \dots > s_n$  are the scores in descending order (Karnin et al., 2013; Jamieson et al., 2014). In favorable cases, for instance, if  $s_1 - s_i \geq c$ , a constant for all  $i > 1$ , then this sample complexity is linear in  $n$  as opposed to the quadratic sample complexity necessary to find the Condorcet winner. In this paper we show that this upper bound is essentially tight, thereby apparently “closing” the Borda winner identification problem. However, in this paper we consider a specific type of structure that is motivated by its existence in real datasets that complicates this apparently simple story. In particular, we show that the reduction to a standard multi-armed bandit problem can result in very bad performance when compared to an algorithm that exploits this observed structure.

We explore the sample complexity dependence in more detail and consider structural constraints on the matrix (a particular form of sparsity natural to this problem) that can significantly reduce the sample complexity. The sparsity model captures the commonly observed behavior in elections in which there are a small set of “top” candidates that are competing to be the winner but only differ on a small number of attributes, while a large set of “others” are mostly irrelevant as far as predicting the winner is concerned in the sense that they would always lose in a pairwise matchup against one of the “top” candidates.

This motivates a new algorithm called Successive Elimination with Comparison Sparsity (SECS). SECS takes advantage of this structure by determining which of two arms is better on the basis of their performance with respect to a sparse set of “comparison” arms. Experimental results with real data demonstrate the practicality of the sparsity model and show that SECS can provide significant improvements over standard approaches.

The main contributions of this paper are as follows:

- A distribution dependent lower bound for the sample complexity of identifying the Borda winner that essentially shows that the Borda reduction to the standard multi-armed bandit problem (explained in detail later) is essentially optimal up to logarithmic factors, given no prior structural

information.

- A new structural assumption for the  $n$ -armed dueling bandits problem in which the top arms can be distinguished by duels with a sparse set of other arms.
- An algorithm for the dueling bandits problem under this assumption, with theoretical performance guarantees showing significant sample complexity improvements compared to naive reductions to standard multi-armed bandit algorithms.
- Experimental results, based on real-world applications, demonstrating the superior performance of our algorithm compared to existing methods.

## 2 PROBLEM SETUP

The  *$n$ -armed dueling bandits problem* (Yue et al., 2012) is a modification of the  *$n$ -armed bandit problem*, where instead of pulling a single arm, we choose a pair of arms  $(i, j)$  to duel, and receive one bit indicating which of the two is better or preferred, with the probability of  $i$  winning the duel is equal to a constant  $p_{i,j}$  and that of  $j$  equal to  $p_{j,i} = 1 - p_{i,j}$ . We define the *probability matrix*  $P = [p_{i,j}]$ , whose  $(i, j)$ th entry is  $p_{i,j}$ .

Almost all existing  $n$ -armed dueling bandit methods (Yue et al., 2012; Yue and Joachims, 2011; Zoghi et al., 2013; Urvoy et al., 2013; Ailon et al., 2014) focus on the explore-exploit problem and furthermore make a variety of assumptions on the preference matrix  $P$ . In particular, those works assume the existence of a Condorcet winner: an arm,  $c$ , such that  $p_{c,j} > \frac{1}{2}$  for all  $j \neq c$ . The Borda winner is an arm  $b$  that satisfies  $\sum_{j \neq b} p_{b,j} \geq \sum_{j \neq i} p_{i,j}$  for all  $i = 1, \dots, n$ . In other words, the Borda winner is the arm with the highest average probability of winning against other arms, or said another way, the arm that has the highest probability of winning against an arm selected uniformly at random from the remaining arms. The Condorcet winner has been given more attention than the Borda, the reasons being: 1) Given a choice between the Borda and the Condorcet winner, the latter is preferred in a direct comparison between the two. 2) As pointed out in Urvoy et al. (2013); Zoghi et al. (2013) the Borda winner can be found by reducing the dueling bandit problem to a standard multi-armed bandit problem as follows.

**Definition 1.** Borda Reduction. *The action of pulling arm  $i$  with reward  $\frac{1}{n-1} \sum_{j \neq i} p_{i,j}$  can be simulated by dueling arm  $i$  with another arm chosen uniformly at random.*

However, we feel that the Borda problem has received far less attention than it deserves. Firstly, the Borda winner *always exists*, the Condorcet does not. For example, a Condorcet winner does not exist in the MSLR-WEB10k datasets considered in this paper. Assuming the existence of a Condorcet winner severely restricts the class of allowed  $P$  matrices: only those  $P$  matrices are allowed

which have a row with all entries  $\geq \frac{1}{2}$ . In fact, Yue et al. (2012); Yue and Joachims (2011) require that the comparison probabilities  $p_{i,j}$  satisfy additional transitivity conditions that are often violated in practice. Secondly, there are many cases where the Borda winner and the Condorcet winner are distinct, and the Borda winner would be preferred in many cases. Lets assume that arm  $c$  is the Condorcet winner, with  $p_{c,i} = 0.51$  for  $i \neq c$ . Let arm  $b$  be the Borda winner with  $p_{b,i} = 1$  for  $i \neq b, c$ , and  $p_{b,c} = 0.49$ . It is reasonable that arm  $c$  is only marginally better than the other arms, while arm  $b$  is significantly preferred over all other arms except against arm  $c$  where it is marginally rejected. In this example - chosen extreme to highlight the pervasiveness of situations where the Borda arm is preferred - it is clear that arm  $b$  should be the winner: think of the arms representing objects being contested such as t-shirt designs, and the  $P$  matrix is generated by showing users a pair of items and asking them to choose the better among the two. This example also shows that the Borda winner is more robust to estimation errors in the  $P$  matrix (for instance, when the  $P$  matrix is estimated by asking a small sample of the entire population to vote among pairwise choices). The Condorcet winner is sensitive to entries in the Condorcet arm's row that are close to  $\frac{1}{2}$ , which is not the case for the Borda winner. Finally, there are important cases (explained next) where the winner can be found in fewer number of duels than would be required by Borda reduction.

### 3 MOTIVATION

We define the *Borda score* of an arm  $i$  to be the probability of the  $i^{\text{th}}$  arm winning a duel with another arm chosen uniformly at random:

$$s_i = \frac{1}{n-1} \sum_{j \neq i} p_{i,j}.$$

Without loss of generality, we assume that  $s_1 > s_2 \geq \dots \geq s_n$  but that this ordering is unknown to the algorithm. As mentioned above, if the Borda reduction is used then the dueling bandit problem becomes a regular multi-armed bandit problem and lower bounds for the multi-armed bandit problem (Kaufmann et al., 2014; Mannor and Tsitsiklis, 2004) suggest that the number of samples required should scale like  $\Omega\left(\sum_{i \neq 1} \frac{1}{(s_1 - s_i)^2} \log \frac{1}{\delta}\right)$ , which depends only on the Borda scores, and not the individual entries of the preference matrix. This would imply that any preference matrix  $P$  with Borda scores  $s_i$  is just as hard as another matrix  $P'$  with Borda scores  $s'_i$  as long as  $(s_1 - s_i) = (s'_1 - s'_i)$ . Of course, this lower bound only applies to algorithms using the Borda reduction, and not any algorithm for identifying the Borda winner that may, for instance, collect the duels in a more deliberate way. Next we consider specific  $P$  matrices that exhibit two very different kinds of structure but have the same differences in Borda scores which motivates the structure considered in this paper.

$$P_1 = \begin{matrix} & \begin{matrix} 1 & 2 & 3 & \cdots & n \end{matrix} & \begin{matrix} s_i \\ s_1 - s_i \end{matrix} \\ \begin{matrix} 1 \\ 2 \\ 3 \\ \vdots \\ n \end{matrix} & \left( \begin{matrix} \frac{1}{2} & \frac{1}{2} & \frac{3}{4} & \cdots & \frac{3}{4} + \epsilon \\ \frac{1}{2} & \frac{1}{2} & \frac{3}{4} & \cdots & \frac{3}{4} \\ \frac{1}{4} & \frac{1}{4} & \frac{1}{2} & \cdots & \frac{1}{2} \\ \vdots & \vdots & \vdots & \ddots & \vdots \\ \frac{1}{4} - \epsilon & \frac{1}{4} & \frac{1}{2} & \cdots & \frac{1}{2} \end{matrix} \right) & \begin{matrix} \frac{\frac{1}{2} + \epsilon}{n-1} + \frac{3}{4} \frac{n-2}{n-1} \\ \frac{\frac{1}{2}}{n-1} + \frac{3}{4} \frac{n-2}{n-1} \\ \frac{1}{2} \frac{n-2}{n-1} \\ \vdots \\ -\frac{\epsilon}{n-1} + \frac{1}{2} \frac{n-2}{n-1} \end{matrix} & \begin{matrix} 0 \\ \frac{\epsilon}{n-1} \\ \frac{\frac{1}{2} + \epsilon}{n-1} + \frac{1}{4} \frac{n-2}{n-1} \\ \vdots \\ \frac{\frac{1}{2} + 2\epsilon}{n-1} + \frac{1}{4} \frac{n-2}{n-1} \end{matrix} \end{matrix} \quad (1)$$

$$P_2 = \begin{matrix} & \begin{matrix} 1 & 2 & 3 & \cdots & n \end{matrix} & \begin{matrix} s_i \\ s_1 - s_i \end{matrix} \\ \begin{matrix} 1 \\ 2 \\ 3 \\ \vdots \\ n \end{matrix} & \left( \begin{matrix} \frac{1}{2} & \frac{1}{2} + \frac{\epsilon}{n-1} & \frac{3}{4} + \frac{\epsilon}{n-1} & \cdots & \frac{3}{4} + \frac{\epsilon}{n-1} \\ \frac{1}{2} - \frac{\epsilon}{n-1} & \frac{1}{2} & \frac{3}{4} & \cdots & \frac{3}{4} \\ \frac{1}{4} - \frac{\epsilon}{n-1} & \frac{1}{4} & \frac{1}{2} & \cdots & \frac{1}{2} \\ \vdots & \vdots & \vdots & \ddots & \vdots \\ \frac{1}{4} - \frac{\epsilon}{n-1} & \frac{1}{4} & \frac{1}{2} & \cdots & \frac{1}{2} \end{matrix} \right) & \begin{matrix} \frac{\frac{1}{2} + \epsilon}{n-1} + \frac{3}{4} \frac{n-2}{n-1} \\ \frac{\frac{1}{2} - \frac{\epsilon}{n-1}}{n-1} + \frac{3}{4} \frac{n-2}{n-1} \\ \frac{-\frac{\epsilon}{n-1}}{n-1} + \frac{1}{2} \frac{n-2}{n-1} \\ \vdots \\ \frac{-\frac{\epsilon}{n-1}}{n-1} + \frac{1}{2} \frac{n-2}{n-1} \end{matrix} & \begin{matrix} 0 \\ \frac{\epsilon}{n-1} + \frac{\epsilon}{(n-1)^2} \\ \frac{\frac{1}{2} + \epsilon + \frac{\epsilon}{n-1}}{n-1} + \frac{1}{4} \frac{n-2}{n-1} \\ \vdots \\ \frac{\frac{1}{2} + \epsilon + \frac{\epsilon}{n-1}}{n-1} + \frac{1}{4} \frac{n-2}{n-1} \end{matrix} \end{matrix} \quad (2)$$

### 3.1 Preference Matrix $P$ known up to permutation of indices

Shown below in equations (1) and (2) are two preference matrices  $P_1$  and  $P_2$  indexed by the number of arms  $n$  that essentially have the same Borda gaps  $-(s_1 - s_i)$  is either like  $\frac{\epsilon}{n}$  or approximately  $1/4$  – but we will argue that  $P_1$  is much “easier” than  $P_2$  in a certain sense (assume  $\epsilon$  is an unknown constant, like  $\epsilon = 1/5$ ). Specifically, if given  $P_1$  and  $P_2$  up to a permutation of the labels of their indices (i.e. given  $\Lambda P_1 \Lambda^T$  for some unknown permutation matrix  $\Lambda$ ), how many comparisons does it take to find the Borda winner in each case for different values of  $n$ ?

Recall from above that if we ignore the fact that we know the matrices up to a permutation and use the Borda reduction technique, we can use a multi-armed bandit algorithm (e.g. Karnin et al. (2013); Jamieson et al. (2014)) and find the best arm for both  $P_1$  and  $P_2$  using  $O(n^2 \log(\log(n)))$  samples. We next argue that given  $P_1$  and  $P_2$  up to a permutation, there exists an algorithm that can identify the Borda winner of  $P_1$  with just  $O(n \log(n))$  samples while the identification of the Borda winner for  $P_2$  requires at least  $\Omega(n^2)$  samples. This shows that given the probability matrices up to a permutation, the sample complexity of identifying the Borda winner does not rely just on the Borda differences, but on the particular structure of the probability matrix.

Consider  $P_1$ . We claim that there exists a procedure that exploits the structure of the matrix to find the best arm of  $P_1$  using just  $O(n \log(n))$  samples. Here’s how: For each arm, duel it with  $32 \log \frac{n}{\delta}$  other arms chosen uniformly at random. By Hoeffding’s inequality, with probability at least  $1 - \delta$  our empirical estimate of the Borda score will be within  $1/8$  of its true value for all  $n$  arms and we can remove the bottom  $(n - 2)$  arms due to the fact that their Borda gaps exceed  $1/4$ . Having reduced the possible winners to just two arms, we can identify which rows in the matrix they correspond to and duel each of these two arms against all of the remaining  $(n - 2)$  arms  $O(\frac{1}{\epsilon^2})$  times to find out which one has the larger Borda score using just  $O(\frac{2(n-2)}{\epsilon^2})$  samples, giving an overall sample complexity of  $O(n \log n)$ . We have improved the sample complexity from  $O(n^2 \log(\log(n)))$  using the Borda reduction to just  $O(n \log(n))$ .

Consider  $P_2$ . We claim that given this matrix up to a permutation of its indices, no algorithm can determine the winner of  $P_2$  without requesting  $\Omega(n^2)$  samples. To see this, suppose an oracle has made the problem easier by reducing the problem down to just the top two rows of the  $P_2$  matrix. This is a binary hypothesis test for which Fano’s inequality implies that to guarantee that the probability of error is not above some constant level, the number of samples to identify the Borda winner must scale like  $\min_{j \in [n] \setminus \{1,2\}} \frac{1}{KL(p_{1,j}, p_{2,j})} \geq \min_{j \in [n] \setminus \{1,2\}} \frac{c}{(p_{1,j} - p_{2,j})^2} = \Omega((n/\epsilon)^2)$  where the inequality holds for some  $c$  by Lemma 2 in the Appendix.

We just argued that the structure of the  $P$  matrix, and not just the Borda gaps, can dramatically influence the sample complexity of finding the Borda winner. This leads us to ask the question: if we don’t know anything about

the  $P$  matrix beforehand (i.e. do not know the matrix up to a permutation of its indices), can we learn and exploit this kind of structural information in an online fashion and improve over the Borda reduction scheme? The answer is no, as we argue next.

### 3.2 Distribution-Dependent Lower Bound

We prove a distribution-dependent lower bound on the complexity of finding the best Borda arm for a general  $P$  matrix. This is a result important in its own right as it shows that the lower bound obtained for an algorithm using the Borda reduction is tight, that is, this result implies that barring any structural assumptions, the Borda reduction is optimal.

**Definition 2.**  $\delta$ -PAC dueling bandits algorithm: *A  $\delta$ -PAC dueling bandits algorithm is an algorithm that selects duels between arms and based on the outcomes finds the Borda winner with probability greater than or equal to  $1 - \delta$ .*

The techniques used to prove the following result are inspired from Lemma 1 in Kaufmann et al. (2014) and Theorem 1 in Mannor and Tsitsiklis (2004).

**Theorem 1.** (*Distribution-Dependent Lower Bound*) *Consider a matrix  $P$  such that  $\frac{3}{8} \leq p_{i,j} \leq \frac{5}{8}, \forall i, j \in [n]$  with  $n \geq 4$ . Let  $\tau$  be the total number of duels. Then for  $\delta \leq 0.15$ , any  $\delta$ -PAC dueling bandits algorithm to find the Borda winner has*

$$\mathbb{E}_P[\tau] \geq C \log \frac{1}{2\delta} \sum_{i \neq 1} \frac{1}{(s_1 - s_i)^2}$$

where  $s_i = \frac{1}{n-1} \sum_{j \neq i} p_{i,j}$  denotes the Borda score of arm  $i$ . Furthermore,  $C$  can be chosen to be  $1/90$ .

The proof can be found in the supplementary material.

In particular, this implies that for the preference matrix  $P_1$  in (1), any algorithm that makes no assumption about the structure of the  $P$  matrix requires  $\Omega(n^2)$  samples. Next we argue that the particular structure found in  $P_1$  is an extreme case of a more general structural phenomenon found in real datasets and that it is a natural structure to assume and design algorithms to exploit.

### 3.3 Motivation from Real-World Data

The matrices  $P_1$  and  $P_2$  above illustrate a key structural aspect that can make it easier to find the Borda winner. If the arms with the top Borda scores are distinguished by duels with a small subset of the arms (as exemplified in  $P_1$ ), then finding the Borda winner may be easier than in the general case. Before formalizing a model for this sort of structure, let us look at two real-world datasets, which motivate the model.

We consider the Microsoft Learning to Rank web search datasets MSLR-WEB10k (Qin et al., 2010) and MQ2008-list (Qin and Liu, 2013) (see the

experimental section for a descriptions). Each dataset is used to construct a corresponding probability matrix  $P$ . We use these datasets to test the hypothesis that comparisons with a small subset of the arms may suffice to determine which of two arms has a greater Borda score.

Specifically, we will consider the Borda score of the best arm (arm 1) and every other arm. For any other arm  $i > 1$  and any positive integer  $k \in [n - 2]$ , let  $\Omega_{i,k}$  be a set of cardinality  $k$  containing the indices  $j \in [n] \setminus \{1, i\}$  with the  $k$  largest discrepancies  $|p_{1,j} - p_{i,j}|$ . These are the duels that, individually, display the greatest differences between arm 1 and  $i$ . For each  $k$ , define  $\alpha_i(k) = 2(p_{1,i} - \frac{1}{2}) + \sum_{j \in \Omega_{i,k}} (p_{1,j} - p_{i,j})$ . If the hypothesis holds, then the duels with a small number of (appropriately chosen) arms should indicate that arm 1 is better than arm  $i$ . In other words,  $\alpha_i(k)$  should become and stay positive as soon as  $k$  reaches a relatively small value. Plots of these  $\alpha_i$  curves for two datasets are presented in Figures 1, and indicate that the Borda winner is apparent for small  $k$ . This behavior is explained by the fact that the individual discrepancies  $|p_{1,j} - p_{i,j}|$ , decay quickly when ordered from largest to smallest, as shown in Figure 2.

The take away message is that it is unnecessary to estimate the difference or gap between the Borda scores of two arms. It suffices to compute the *partial* Borda gap based on duels with a small subset of the arms. An appropriately chosen subset of the duels will correctly indicate which arm has a larger Borda score. The algorithm proposed in the next section automatically exploits this structure.

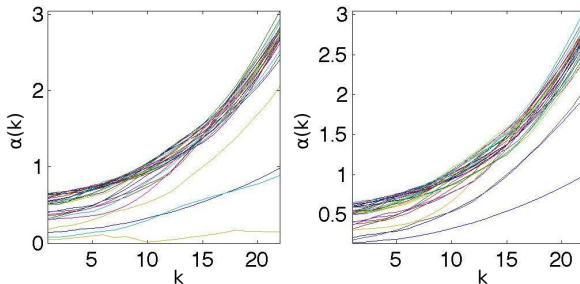


Figure 1: Plots of  $\alpha_i(k) = 2(p_{1,i} - \frac{1}{2}) + \sum_{j \in \Omega_{i,k}} (p_{1,j} - p_{i,j})$  vs.  $k$  for 30 randomly chosen arms (for visualization purposes); MSLR-WEB10k on left, MQ2008-list on right. The curves are strictly positive after a small number of duels.

## 4 ALGORITHM AND ANALYSIS

In this section we propose a new algorithm that exploits the kind of structure just described above and prove a sample complexity bound. The algorithm is inspired by the Successive Elimination (SE) algorithm of Even-Dar et al. (2006)



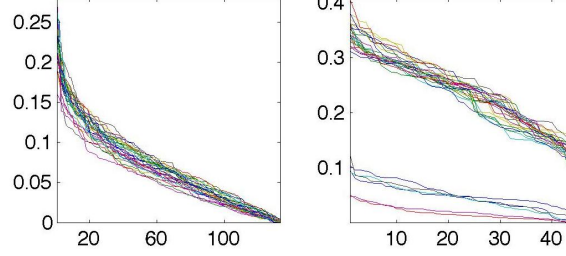


Figure 2: Plots of discrepancies  $|p_{1,j} - p_{i,j}|$  in descending order for 30 randomly chosen arms (for visualization purposes); MSLR-WEB10k on left, MQ2008-list on right.

for standard multi-armed bandit problems. Essentially, the proposed algorithm below implements SE with the Borda reduction and an additional elimination criterion that exploits sparsity (condition 1 in the algorithm). We call the algorithm Successive Elimination with Comparison Sparsity (SECS).

We will use  $\mathbf{1}_E$  to denote the indicator of the event  $E$  and  $[n] = \{1, 2, \dots, n\}$ . The algorithm maintains an active set of arms  $A_t$  such that if  $j \notin A_t$  then the algorithm has concluded that arm  $j$  is not the Borda winner. At each time  $t$ , the algorithm chooses an arm  $I_t$  uniformly at random from  $[n]$  and compares it with all the arms in  $A_t$ . Note that  $A_k \subseteq A_\ell$  for all  $k \geq \ell$ . Let  $Z_{i,j}^{(t)} \in \{0, 1\}$  be independent Bernoulli random variables with  $\mathbb{E}[Z_{i,j}^{(t)}] = p_{i,j}$ , each denoting the outcome of “dueling”  $i, j \in [n]$  at time  $t$  (define  $Z_{i,j}^{(t)} = 0$  for  $i = j$ ). For any  $t \geq 1$ ,  $i \in [n]$ , and  $j \in A_t$  define

$$\widehat{p}_{j,i,t} = \frac{n}{t} \sum_{\ell=1}^t Z_{j,I_\ell}^{(\ell)} \mathbf{1}_{I_\ell=i}$$

so that  $\mathbb{E}[\widehat{p}_{j,i,t}] = p_{j,i}$ . Furthermore, for any  $t \geq 1$ ,  $j \in A_t$  define

$$\widehat{s}_{j,t} = \frac{n/(n-1)}{t} \sum_{\ell=1}^t Z_{j,I_\ell}^{(\ell)}$$

so that  $\mathbb{E}[\widehat{s}_{j,t}] = s_j$ . For any  $\Omega \subset [n]$  and  $i, j \in [n]$  define

$$\begin{aligned} \Delta_{i,j}(\Omega) &= 2(p_{i,j} - \frac{1}{2}) + \sum_{\omega \in \Omega: \omega \neq i \neq j} (p_{i,\omega} - p_{j,\omega}) \\ \widehat{\Delta}_{i,j,t}(\Omega) &= 2(\widehat{p}_{i,j,t} - \frac{1}{2}) + \sum_{\omega \in \Omega: \omega \neq i \neq j} (\widehat{p}_{i,\omega,t} - \widehat{p}_{j,\omega,t}) \\ \nabla_{i,j}(\Omega) &= \sum_{\omega \in \Omega: \omega \neq i \neq j} |p_{i,\omega} - p_{j,\omega}| \\ \widehat{\nabla}_{i,j}(\Omega) &= \sum_{\omega \in \Omega: \omega \neq i \neq j} |\widehat{p}_{i,\omega,t} - \widehat{p}_{j,\omega,t}|. \end{aligned}$$

**Algorithm 1: Sparse Borda Algorithm**

Input sparsity level  $k \in [n - 2]$ , time gate  $T_0 \geq 0$   
 Start with active set  $A_1 = \{1, 2, \dots, n\}$ ,  $t = 1$   
 Let  $C_t = \sqrt{\frac{2 \log(4n^2 t^2 / \delta)}{t/n}} + \frac{2 \log(4n^2 t^2 / \delta)}{3t/n}$   
**while**  $|A_t| > 1$  **do**  
   Choose  $I_t$  uniformly at random  $[n]$ .  
   **for**  $j \in A_t$  **do**  
     Observe  $Z_{j, I_t}^{(t)}$  and update  $\hat{p}_{j, I_t, t} = \frac{n}{t} \sum_{\ell=1}^t Z_{j, I_\ell}^{(\ell)} \mathbf{1}_{I_\ell = I_t}$ ,  
      $\hat{s}_{j, t} = \frac{n/(n-1)}{t} \sum_{\ell=1}^t Z_{j, I_\ell}^{(\ell)}$ .  
   **end**  
    $A_{t+1} = A_t \setminus \left\{ j \in A_t : \exists i \in A_t \text{ with} \right.$   
   1)  $\mathbf{1}_{\{t > T_0\}} \hat{\Delta}_{i, j, t} \left( \arg \max_{\Omega \subset [n]: |\Omega|=k} \hat{\nabla}_{i, j, t}(\Omega) \right) > 6(k+1)C_t$   
     **OR** 2)  $\hat{s}_{i, t} > \hat{s}_{j, t} + \frac{n}{n-1} \sqrt{\frac{2 \log(4n^2 t^2 / \delta)}{t}} \left. \right\}$   
    $t \leftarrow t + 1$   
**end**

The quantity  $\Delta_{i, j}(\Omega)$  is the *partial* gap between the Borda scores for  $i$  and  $j$ , based on only the comparisons with the arms in  $\Omega$ . Note that  $\frac{1}{n-1} \Delta_{i, j}([n]) = s_i - s_j$ . The quantity  $\arg \max_{\Omega \subset [n]: |\Omega|=k} \nabla_{i, j}(\Omega)$  selects the indices  $\omega$  yielding the largest discrepancies  $|p_{i, \omega} - p_{j, \omega}|$ .  $\hat{\Delta}$  and  $\hat{\nabla}$  are empirical analogs of these quantities.

**Definition 3.** For any  $i \in [n] \setminus 1$  we say the set  $\{(p_{1, \omega} - p_{i, \omega})\}_{\omega \neq 1 \neq i}$  is  $(\gamma, k)$ -approximately sparse if

$$\max_{\Omega \in [n]: |\Omega| \leq k} \nabla_{1, i}(\Omega \setminus \Omega_i) \leq \gamma \Delta_{1, i}(\Omega_i)$$

where  $\Omega_i = \arg \max_{\Omega \subset [n]: |\Omega|=k} \nabla_{1, i}(\Omega)$ .

Instead of the strong assumption that the set  $\{(p_{1, \omega} - p_{i, \omega})\}_{\omega \neq 1 \neq i}$  has no more than  $k$  non-zero coefficients, the above definition relaxes this idea and just assumes that the absolute value of the coefficients outside the largest  $k$  are small relative to the partial Borda gap. This definition is inspired by the structure described in previous sections and will allow us to find the Borda winner faster.

The parameter  $T_0$  is specified (see Theorem 2) to guarantee that all arms with sufficiently large gaps  $s_1 - s_i$  are eliminated by time step  $T_0$  (condition 2). Once  $t > T_0$ , condition 1 also becomes active and the algorithm starts removing arms with large partial Borda gaps, exploiting the assumption that the top arms can be distinguished by comparisons with a sparse set of other arms. The algorithm terminates when only one arm remains.

**Theorem 2.** Let  $k \geq 0$  and  $T_0 > 0$  be inputs to the above algorithm and let  $R$  be the solution to  $\frac{32}{R^2} \log\left(\frac{32n/\delta}{R^2}\right) = T_0$ . If for all  $i \in [n] \setminus 1$ , at least one of the following holds:

1.  $\{p_{1,\omega} - p_{i,\omega}\}_{\omega \neq 1 \neq i}$  is  $(\frac{1}{3}, k)$ -approximately sparse,
2.  $(s_1 - s_i) \geq R$ ,

then with probability at least  $1 - 3\delta$ , the algorithm returns the best arm after no more than

$$c \sum_{j>1} \min \left\{ \max \left\{ \frac{1}{R^2} \log\left(\frac{n/\delta}{R^2}\right), \frac{(k+1)^2/n}{\Delta_j^2} \log\left(\frac{n/\delta}{\Delta_j^2}\right) \right\}, \frac{1}{\Delta_j^2} \log\left(\frac{n/\delta}{\Delta_j^2}\right) \right\}$$

samples where  $\Delta_j := s_1 - s_j$  and  $c > 0$  is an absolute constant.

The second argument of the min is precisely the result one would obtain by running Successive Elimination with the Borda reduction (Even-Dar et al., 2006). Thus, under the stated assumptions, the algorithm never does worse than the Borda reduction scheme. The first argument of the min indicates the potential improvement gained by exploiting the sparsity assumption. The first argument of the max is the result of throwing out the arms with large Borda differences and the second argument is the result of throwing out arms where a *partial* Borda difference was observed to be large.

To illustrate the potential improvements, consider the  $P_1$  matrix discussed above, the theorem implies that by setting  $T_0 = \frac{32}{R^2} \log\left(\frac{32n/\delta}{R^2}\right)$  with  $R = \frac{1/2+\epsilon}{n-1} + \frac{1}{4} \frac{n-2}{n-1} \approx \frac{1}{4}$  and  $k = 1$  we obtain a sample complexity of  $O(\epsilon^{-2}n \log(n))$  for the proposed algorithm compared to the standard Borda reduction sample complexity of  $\Omega(n^2)$ .

In practice it is difficult to optimize the choice of  $T_0$  and  $k$ , but motivated by the results shown in the experiments section, we recommend setting  $T_0 = 0$  and  $k = 5$  for typical problems.

## 5 EXPERIMENTS

The goal of this section is not to obtain the best possible sample complexity results for the specified datasets, but to show the *relative* performance gain of exploiting structure using the proposed SECS algorithm with respect to the Borda reduction. That is, we just want to measure the effect of exploiting sparsity while keeping all other parts of the algorithms constant. Thus, the algorithm we compare to that uses the simple Borda reduction is simply the SECS algorithm described above but with  $T_0 = \infty$  so that the sparse condition never becomes activated. Running the algorithm in this way, it is very closely related to the Successive Elimination algorithm of Even-Dar et al. (2006). In

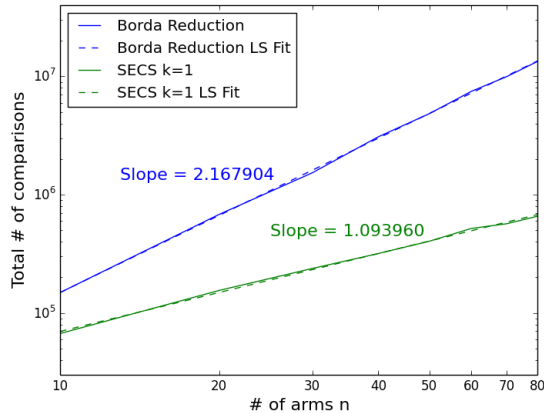


Figure 3: Comparison of the Borda reduction algorithm and the proposed SECS algorithm ran on the  $P_1$  matrix for different values of  $n$ . Plot is on log-log scale so that the sample complexity grows like  $n^s$  where  $s$  is the slope of the line.

what follows, our proposed algorithm will be called SECS and the benchmark algorithm will be denoted as just the Borda reduction (BR) algorithm.

We experiment on both simulated data and two real-world datasets. During all experiments, both the BR and SECS algorithms were run with  $\delta = 0.1$ . For the SECS algorithm we set  $T_0 = 0$  to enable condition 1 from the very beginning (recall for BR we set  $T_0 = \infty$ ). Also, while the algorithm has a constant factor of 6 multiplying  $(k + 1)C_t$ , we feel that the analysis that led to this constant is very loose so in practice we recommend the use of a constant of 1/2 which was used in our experiments. While the change of this constant invalidates the guarantee of Theorem 2, we note that in all of the experiments to be presented here, neither algorithm ever failed to return the best arm. This observation also suggests that the SECS algorithm is robust to possible inconsistencies of the model assumptions.

### 5.1 Synthetic Preference matrix

Both algorithms were tasked with finding the best arm using the  $P_1$  matrix of (1) with  $\epsilon = 1/5$  for problem sizes equal to  $n = 10, 20, 30, 40, 50, 60, 70, 80$  arms. Inspecting the  $P_1$  matrix, we see that a value of  $k = 1$  in the SECS algorithm suffices so this is used for all problem sizes. The entries of the preference matrix  $P_{i,j}$  are used to simulate comparisons between the respective arms and each experiment was repeated 75 times.

Recall from Section 3 that any algorithm using the Borda reduction on the  $P_1$  matrix has a sample complexity of  $\Omega(n^2)$ . Moreover, inspecting the proof of Theorem 2 one concludes that the BR algorithm has a sample complexity of  $O(n^2 \log(n))$  for the  $P_1$  matrix. On the other hand, Theorem 2 states that the

SECS algorithm should have a sample complexity no worse than  $O(n \log(n))$  for the  $P_1$  matrix. Figure 3 plots the sample complexities of SECS and BR on a log-log plot. On this scale, to match our sample complexity hypotheses, the slope of the BR line should be about 2 while the slope of the SECS line should be about 1, which is exactly what we observe.

## 5.2 Web search data

We consider two web search data sets. The first is the MSLR-WEB10k Microsoft Learning to Rank data set (Qin et al., 2010) that is characterized by approximately 30,000 search queries over a number of documents from search results. The data also contains the values of 136 features and corresponding user labelled relevance factors with respect to each query-document pair. We use the training set of Fold 1, which comprises of about 2,000 queries. The second data set is the MQ2008-list from the Microsoft Learning to Rank 4.0 (MQ2008) data set (Qin and Liu, 2013). We use the training set of Fold 1, which has about 550 queries. Each query has a list of documents with 46 features and corresponding user labelled relevance factors.

For each data set, we create a set of rankers, each corresponding to a feature from the feature list. The aim of this task is to determine the feature whose ranking of query-document pairs is the most relevant. To compare two rankers, we randomly choose a pair of documents and compare their relevance rankings with those of the features. Whenever a mismatch occurs between the rankings returned by the two features, the feature whose ranking matches that of the relevance factors of the two documents “wins the duel”. If both features rank the documents similarly, the duel is deemed to have resulted in a tie and we flip a fair coin. We run a Monte Carlo simulation on both data sets to obtain a preference matrix  $P$  corresponding to their respective feature sets. As with the previous setup, the entries of the preference matrices ( $[P]_{i,j} = p_{i,j}$ ) are used to simulate comparisons between the respective arms and each experiment was repeated 75 times.

From the MSLR-WEB10k data set, a single arm was removed for our experiments as its Borda score was unreasonably close to the arm with the best Borda score and behaved unlike any other arm in the dataset with respect to its  $\alpha_i$  curves, confounding our model. For these real datasets, we consider a range of different  $k$  values for the SECS algorithm. As noted above, while there is no guarantee that the SECS algorithm will return the true Borda winner, in all of our trials for all values of  $k$  reported we never observed a single error. This is remarkable as it shows that the correctness of the algorithm is insensitive to the value of  $k$  on at least these two real datasets. The sample complexities of BR and SECS on both datasets are reported in Figure 4. We observe that the SECS algorithm, for small values of  $k$ , can identify the Borda winner using as few as *half* the number required using the Borda reduction method. As  $k$  grows, the performance of the SECS algorithm becomes that of the BR algorithm, as predicted by Theorem 2.

Lastly, the preference matrices of the two data sets support the argument

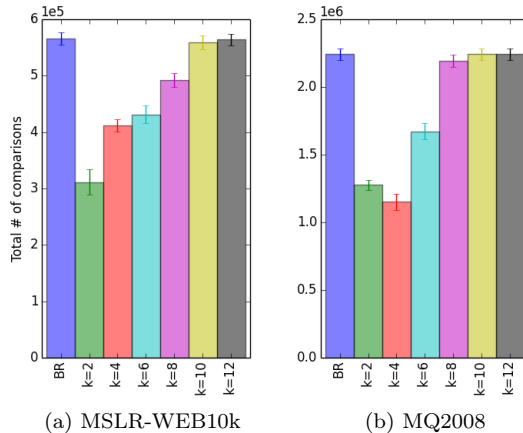


Figure 4: Comparison of an action elimination-style algorithm using the Borda reduction (denoted as BR) and the proposed SECS algorithm with different values of  $k$  on the two datasets.

for finding the Borda winner over the Condorcet winner. The MSLR-WEB10k data set has no Condorcet winner arm. However, while the MQ2008 data set has a Condorcet winner, when we consider the Borda scores of the arms, it ranks second.

## References

- Ailon, N., Joachims, T., and Karnin, Z. (2014). Reducing dueling bandits to cardinal bandits. *arXiv preprint arXiv:1405.3396*.
- Boucheron, S., Lugosi, G., and Massart, P. (2013). *Concentration inequalities: A nonasymptotic theory of independence*. Oxford University Press.
- Even-Dar, E., Mannor, S., and Mansour, Y. (2006). Action elimination and stopping conditions for the multi-armed bandit and reinforcement learning problems. *The Journal of Machine Learning Research*, 7:1079–1105.
- Jamieson, K., Malloy, M., Nowak, R., and Bubeck, S. (2014). lil’ucb : An optimal exploration algorithm for multi-armed bandits. COLT.
- Karnin, Z., Koren, T., and Somekh, O. (2013). Almost optimal exploration in multi-armed bandits. In *Proceedings of the 30th International Conference on Machine Learning*.
- Kaufmann, E., Cappé, O., and Garivier, A. (2014). On the complexity of best arm identification in multi-armed bandit models. *arXiv preprint arXiv:1407.4443*.

- Mannor, S. and Tsitsiklis, J. N. (2004). The sample complexity of exploration in the multi-armed bandit problem. *The Journal of Machine Learning Research*, 5:623–648.
- Qin, T. and Liu, T.-Y. (2013). Introducing letor 4.0 datasets. *CoRR*, abs/1306.2597.
- Qin, T., Liu, T.-Y., Xu, J., and Li, H. (2010). Letor: A benchmark collection for research on learning to rank for information retrieval. *Information Retrieval*, 13(4):346–374.
- Urvoy, T., Clerot, F., Féraud, R., and Naamane, S. (2013). Generic exploration and  $k$ -armed voting bandits. In *Proceedings of the 30th International Conference on Machine Learning (ICML-13)*, pages 91–99.
- Yue, Y., Broder, J., Kleinberg, R., and Joachims, T. (2012). The  $k$ -armed dueling bandits problem. *Journal of Computer and System Sciences*, 78(5):1538–1556.
- Yue, Y. and Joachims, T. (2011). Beat the mean bandit. In *Proceedings of the 28th International Conference on Machine Learning (ICML-11)*, pages 241–248.
- Zoghi, M., Whiteson, S., Munos, R., and de Rijke, M. (2013). Relative upper confidence bound for the  $k$ -armed dueling bandit problem. *arXiv preprint arXiv:1312.3393*.

## A Proof of Lower Bound

We begin by stating a few technical lemmas. At the heart of the proof of the lower bound is Lemma 1 of Kaufmann et al. (2014) restated here for completeness.

**Lemma 1.** *Let  $\nu$  and  $\nu'$  be two bandit models defined over  $n$  arms. Let  $\sigma$  be a stopping time with respect to  $(\mathcal{F}_t)$  and let  $A \in \mathcal{F}_\sigma$  be an event such that  $0 < \mathbb{P}_\nu(A) < 1$ . Then*

$$\sum_{a=1}^n \mathbb{E}_\nu[N_a(\sigma)] KL(\nu_a, \nu'_a) \geq d(\mathbb{P}_\nu(A), \mathbb{P}_{\nu'}(A))$$

where  $d(x, y) = x \log(x/y) + (1 - x) \log((1 - x)/(1 - y))$ .

Note that the function  $d$  is exactly the KL-divergence between two Bernoulli distributions.

**Corollary 1.** *Let  $N_{i,j} = N_{j,i}$  denote the number of duels between arms  $i$  and  $j$ . For the duelling bandits problem with  $n$  arms, we have  $\frac{(n-1)(n-2)}{2}$  free parameters*

(or arms). These are the numbers in the upper triangle of the  $P$  matrix. Then, if  $P'$  is an alternate matrix, we have from Lemma 1,

$$\sum_{i=1}^n \sum_{j=i+1}^n \mathbb{E}_P[N_{i,j}] d(p_{i,j}, p'_{i,j}) \geq d(\mathbb{P}_P(A), \mathbb{P}_{P'}(A))$$

The above corollary relates the cumulative number of duels of a subset of arms to the uncertainty between the actual distribution and an alternative distribution. In deference to interpretability rather than preciseness, we will use the following bound of the KL divergence.

**Lemma 2.** (*Upper bound on KL Divergence for Bernoullis*) Consider two Bernoulli random variables with means  $p$  and  $q$ ,  $0 < p, q < 1$ . Then

$$d(p, q) \leq \frac{(p - q)^2}{q(1 - q)}$$

*Proof.*

$$d(p, q) = p \log \frac{p}{q} + (1 - p) \log \frac{1 - p}{1 - q} \leq p \frac{p - q}{q} + (1 - p) \frac{q - p}{1 - q} = \frac{(p - q)^2}{q(1 - q)}$$

where we use the fact that  $\log x \leq x - 1$  for  $x > 0$ .  $\square$

We are now in a position to restate and prove the lower bound theorem.

**Theorem 3.** (*Lower bound on sample complexity of finding Borda winner for the Dueling Bandits Problem*) Consider a matrix  $P$  such that  $\frac{3}{8} \leq p_{i,j} \leq \frac{5}{8}$ ,  $\forall i, j \in [n]$ , and  $n \geq 3$ . Then for  $\delta \leq 0.15$ , any  $\delta$ -PAC dueling bandits algorithm to find the Borda winner has

$$\mathbb{E}_P[\tau] \geq C \left( \frac{n - 2}{n - 1} \right)^2 \left( \sum_{i \neq 1} \frac{1}{(s_1 - s_i)^2} \right) \log \frac{1}{2\delta}$$

where  $s_i = \frac{1}{n-1} \sum_{j \neq i} p_{i,j}$  denotes the Borda score of arm  $i$ .  $C$  can be chosen to be  $\frac{1}{40}$ .

*Proof.* Consider an alternate hypothesis  $P'$  where arm  $b$  is the best arm, and such that  $P'$  differs from  $P$  only in the indices  $\{bj : j \notin \{1, b\}\}$ . Note that the Borda score of arm 1 is unaffected in the alternate hypothesis. Corollary 1 then gives us:

$$\sum_{j \in [n] \setminus \{1, b\}} \mathbb{E}_P[N_{b,j}] d(p_{b,j}, p'_{b,j}) \geq d(\mathbb{P}(A), \mathbb{P}(A')) \quad (3)$$

Let  $A$  be the event that the algorithm selects arm 1 as the best arm. Since we assume a  $\delta$ -PAC algorithm,  $\mathbb{P}_P(A) \geq 1 - \delta$ ,  $\mathbb{P}_{P'}(A) \leq \delta$ . It can be shown that for  $\delta \leq 0.15$ ,  $d(\mathbb{P}_P(A), \mathbb{P}_{P'}(A)) \geq \log \frac{1}{2\delta}$ .



Define  $N_b = \sum_{j \neq b} N_{b,j}$ . Consider

$$\begin{aligned}
\left( \max_{j \notin \{1,b\}} \frac{(p_{b,j} - p'_{b,j})^2}{p'_{b,j}(1-p'_{b,j})} \right) \mathbb{E}_P[N_b] &\geq \left( \max_{j \notin \{1,b\}} d(p_{b,j}, p'_{b,j}) \right) \mathbb{E}_P[N_b] \\
&= \left( \max_{j \notin \{1,b\}} d(p_{b,j}, p'_{b,j}) \right) \left( \sum_{j \neq b} \mathbb{E}_P[N_{b,j}] \right) \\
&\geq \left( \max_{j \notin \{1,b\}} d(p_{b,j}, p'_{b,j}) \right) \left( \sum_{j \notin \{1,b\}} \mathbb{E}_P[N_{b,j}] \right) \\
&\geq \sum_{j \in [n] \setminus \{1,b\}} \mathbb{E}_P[N_{b,j}] d(p_{b,j}, p'_{b,j}) \\
&\geq \log \frac{1}{2\delta}. \quad (\text{by (3)}) \tag{4}
\end{aligned}$$

In particular, choose  $p'_{b,j} = p_{b,j} + \frac{n-1}{n-2}(s_1 - s_b) + \varepsilon$ ,  $j \notin \{1, b\}$ . As required, under hypothesis  $P'$ , arm  $b$  is the best arm.

Since  $p_{b,j} \leq \frac{5}{8}$ ,  $s_1 \leq \frac{5}{8}$ , and  $s_b \geq \frac{3}{8}$ , as  $\varepsilon \searrow 0$ ,  $\lim_{\varepsilon \searrow 0} p'_{b,j} \leq \frac{15}{16}$ . This implies  $\frac{1}{p'_{b,j}(1-p'_{b,j})} \leq \frac{256}{15} \leq 20$ . (4) implies

$$\begin{aligned}
20 \left( \frac{n-1}{n-2}(s_1 - s_b) + \varepsilon \right)^2 \mathbb{E}_P[N_b] &\geq \log \frac{1}{2\delta} \\
\Rightarrow \mathbb{E}_P[N_b] &\geq \frac{1}{20} \left( \frac{n-2}{n-1} \right)^2 \frac{1}{(s_1 - s_b)^2} \log \frac{1}{2\delta} \tag{5}
\end{aligned}$$

where we let  $\varepsilon \searrow 0$ .

Finally, iterating over all arms  $b \neq 1$ , we have

$$\mathbb{E}_P[\tau] = \frac{1}{2} \sum_{b=1}^n \sum_{j \neq b} \mathbb{E}_P[N_{b,j}] = \frac{1}{2} \sum_{b=1}^n \mathbb{E}_P[N_b] \geq \frac{1}{2} \sum_{b=2}^n \mathbb{E}_P[N_b] \geq \frac{1}{40} \left( \frac{n-2}{n-1} \right)^2 \left( \sum_{b \neq 1} \frac{1}{(s_1 - s_b)^2} \right) \log \frac{1}{2\delta}$$

□

## B Proof of Upper Bound

To prove the theorem we first need a technical lemma.

**Lemma 3.** *For all  $s \in \mathbb{N}$ , let  $I_s$  be drawn independently and uniformly at random from  $[n]$  and let  $Z_{i,j}^{(s)}$  be a Bernoulli random variable with mean  $p_{i,j}$ . If*

$\widehat{p}_{i,j,t} = \frac{n}{t} \sum_{s=1}^t Z_{i,j}^{(s)} \mathbf{1}_{I_s=j}$  for all  $i \in [n]$  and  $C_t = \sqrt{\frac{2 \log(4n^2 t^2 / \delta)}{t/n}} + \frac{2 \log(4n^2 t^2 / \delta)}{3t/n}$   
then  $\mathbb{P} \left( \bigcup_{(i,j) \in [n]^2: i \neq j} \bigcup_{t=1}^{\infty} \{ |\widehat{p}_{i,j,t} - p_{i,j}| > C_t \} \right) \leq \delta$ .

*Proof.* Note that  $t\widehat{p}_{i,j,t} = \sum_{s=1}^t n Z_{i,j}^{(s)} \mathbf{1}_{I_s=j}$  is a sum of i.i.d. random variables taking values in  $[0, n]$  with  $\mathbb{E} \left[ \left( n Z_{i,j}^{(s)} \mathbf{1}_{I_s=j} \right)^2 \right] \leq n^2 \mathbb{E} [\mathbf{1}_{I_s=j}] \leq n$ . A direct application of Bernstein's inequality (Boucheron et al., 2013) and union bounding over all pairs  $(i, j) \in [n]^2$  and time  $t$  gives the result.  $\square$

A consequence of the lemma is that by repeated application of the triangle inequality,

$$\begin{aligned} \left| \widehat{\nabla}_{i,j,t}(\Omega) - \nabla_{i,j}(\Omega) \right| &= \left| \sum_{\omega \in \Omega: \omega \neq i \neq j} |\widehat{p}_{i,\omega,t} - \widehat{p}_{j,\omega,t}| - |p_{i,\omega} - p_{j,\omega}| \right| \\ &\leq \sum_{\omega \in \Omega: \omega \neq i \neq j} |\widehat{p}_{i,\omega,t} - p_{i,\omega}| + |p_{j,\omega} - \widehat{p}_{j,\omega,t}| \\ &\leq 2|\Omega|C_t \end{aligned}$$

and similarly  $\left| \widehat{\Delta}_{i,j,t}(\Omega) - \Delta_{i,j}(\Omega) \right| \leq 2(1 + |\Omega|)C_t$  for all  $i, j \in [n]$  with  $i \neq j$ , all  $t \in \mathbb{N}$  and all  $\Omega \subset [n]$ . We are now ready to prove Theorem 2.

*Proof.* We begin the proof by defining  $C_t(\Omega) = 2(1 + |\Omega|)C_t$  and considering the events

$$\begin{aligned} &\bigcap_{t=1}^{\infty} \bigcap_{\Omega \subset [n]} \left\{ |\widehat{\Delta}_{i,j,t}(\Omega) - \Delta_{i,j}(\Omega)| < C_t(\Omega) \right\}, \\ &\bigcap_{t=1}^{\infty} \bigcap_{\Omega \subset [n]} \left\{ |\widehat{\nabla}_{i,j,t}(\Omega) - \nabla_{i,j}(\Omega)| < C_t(\Omega) \right\}, \\ &\bigcap_{t=1}^{\infty} \bigcap_{i=1}^n \left\{ |\widehat{s}_{i,t} - s_i| < \frac{n}{n-1} \sqrt{\frac{\log(4nt^2/\delta)}{2t}} \right\}, \end{aligned}$$

that each hold with probability at least  $1 - \delta$ . The first set of events are a consequence of Lemma 3 and the last set of events are proved using a straightforward Hoeffding bound (Boucheron et al., 2013) and a union bound similar to that in Lemma 3. In what follows assume these events hold.

**Step 1: If  $t > T_0$  and  $s_1 - s_j > R$ , then  $j \notin A_t$ .**

We begin by considering all those  $j \in [n] \setminus 1$  such that  $s_1 - s_j \geq R$  and show that with the prescribed value of  $T_0$ , these arms are thrown out before  $t > T_0$ . By the events defined above, for arbitrary  $i \in [n] \setminus 1$  we have

$$\widehat{s}_{i,t} - \widehat{s}_{1,t} = \widehat{s}_{i,t} - s_i + s_1 - \widehat{s}_{1,t} + s_i - s_1 \leq s_i - s_1 + \frac{2n}{n-1} \sqrt{\frac{\log(4nt^2/\delta)}{2t}} \leq \frac{2n}{n-1} \sqrt{\frac{\log(4nt^2/\delta)}{2t}}$$

since by definition  $s_1 > s_i$ . This proves that the best arm will never be thrown out using the Borda reduction which implies that  $1 \in A_t$  for all  $t \leq T_0$ . On the other hand, for any  $j \in [n] \setminus 1$  such that  $s_1 - s_j \geq R$  and  $t \leq T_0$  we have

$$\begin{aligned} \max_{i \in A_t} \widehat{s}_{i,t} - \widehat{s}_{j,t} &\geq \widehat{s}_{1,t} - \widehat{s}_{j,t} \\ &\geq s_1 - s_j - \frac{2n}{n-1} \sqrt{\frac{\log(4nt^2/\delta)}{2t}} \\ &= \frac{\Delta_{1,j}([n])}{n-1} - \frac{2n}{n-1} \sqrt{\frac{\log(4nt^2/\delta)}{2t}}. \end{aligned}$$

If  $\tau_j$  is the first time  $t$  that the right hand side of the above is greater than or equal to  $\frac{2n}{n-1} \sqrt{\frac{\log(4nt^2/\delta)}{2t}}$  then

$$\tau_j \leq \frac{32n^2}{\Delta_{1,j}^2([n])} \log \left( \frac{32n^3/\delta}{\Delta_{1,j}^2([n])} \right),$$

since for all positive  $a, b, t$  with  $a/b \geq e$  we have  $t \geq \frac{2 \log(a/b)}{b} \implies b \geq \frac{\log(at)}{t}$ . Thus, any  $j$  with  $\frac{\Delta_{1,j}([n])}{n-1} = s_1 - s_j \geq R$  has  $\tau_j \leq T_0$  which implies that any  $i \in A_t$  for  $t > T_0$  has  $s_1 - s_i \leq R$ .

**Step 2: For all  $t, 1 \in A_t$ .**

We showed above that the Borda reduction will never remove the best arm from  $A_t$ . We now show that the sparse-structured discard condition will not remove the best arm. At any time  $t > T_0$ , let  $i \in [n] \setminus 1$  be arbitrary and let  $\widehat{\Omega}_i = \arg \max_{\Omega \subset [n]: |\Omega|=k} \widehat{\nabla}_{i,1,t}(\Omega)$  and  $\Omega_i = \arg \max_{\Omega \subset [n]: |\Omega|=k} \nabla_{i,1}(\Omega)$ . Note that for any  $\Omega \subset [n]$  we have  $\nabla_{i,1}(\Omega) = \nabla_{1,i}(\Omega)$  but  $\Delta_{i,1}(\Omega) = -\Delta_{1,i}(\Omega)$  and

$$\begin{aligned} \widehat{\Delta}_{i,1,t}(\widehat{\Omega}_i) &\leq \Delta_{i,1}(\widehat{\Omega}_i) + C_t(\widehat{\Omega}_i) \\ &= \Delta_{i,1}(\widehat{\Omega}_i) - \Delta_{i,1}(\Omega_i) + \Delta_{i,1}(\Omega_i) + C_t(\widehat{\Omega}_i) \\ &= \left( \sum_{\omega \in \widehat{\Omega}_i} (p_{i,\omega} - p_{1,\omega}) \right) - \left( \sum_{\omega \in \Omega_i} (p_{i,\omega} - p_{1,\omega}) \right) - \Delta_{1,i}(\Omega_i) + C_t(\widehat{\Omega}_i) \\ &\leq - \left( \sum_{\omega \in \Omega_i \setminus \widehat{\Omega}_i} (p_{i,\omega} - p_{1,\omega}) \right) - \frac{2}{3} \Delta_{1,i}(\Omega_i) + C_t(\widehat{\Omega}_i) \end{aligned}$$

since  $\left( \sum_{\omega \in \widehat{\Omega}_i \setminus \Omega_i} (p_{i,\omega} - p_{1,\omega}) \right) \leq \nabla_{1,i}(\widehat{\Omega}_i \setminus \Omega_i) \leq \frac{1}{3} \Delta_{1,i}(\Omega_i)$  by the conditions

of the theorem. Continuing,

$$\begin{aligned}
\widehat{\Delta}_{i,1,t}(\widehat{\Omega}_i) &\leq - \left( \sum_{\omega \in \Omega_i \setminus \widehat{\Omega}_i} (p_{i,\omega} - p_{1,\omega}) \right) - \frac{2}{3} \Delta_{1,i}(\Omega_i) + C_t(\widehat{\Omega}_i) \\
&\leq \left( \sum_{\omega \in \Omega_i \setminus \widehat{\Omega}_i} |\widehat{p}_{i,\omega,t} - \widehat{p}_{1,\omega,t}| \right) - \frac{2}{3} \Delta_{1,i}(\Omega_i) + C_t(\widehat{\Omega}_i) + C_t(\Omega_i \setminus \widehat{\Omega}_i) \\
&\leq \left( \sum_{\omega \in \widehat{\Omega}_i \setminus \Omega_i} |\widehat{p}_{i,\omega,t} - \widehat{p}_{1,\omega,t}| \right) - \frac{2}{3} \Delta_{1,i}(\Omega_i) + C_t(\widehat{\Omega}_i) + C_t(\Omega_i \setminus \widehat{\Omega}_i) \\
&\leq \left( \sum_{\omega \in \widehat{\Omega}_i \setminus \Omega_i} |p_{i,\omega} - p_{1,\omega}| \right) - \frac{2}{3} \Delta_{1,i}(\Omega_i) + C_t(\widehat{\Omega}_i) + C_t(\Omega_i \setminus \widehat{\Omega}_i) + C_t(\widehat{\Omega}_i \setminus \Omega_i) \\
&\leq -\frac{1}{3} \Delta_{1,i}(\Omega_i) + C_t(\widehat{\Omega}_i) + C_t(\Omega_i \setminus \widehat{\Omega}_i) + C_t(\widehat{\Omega}_i \setminus \Omega_i) \\
&\leq 3 \max_{\Omega \subset [n]: |\Omega| \leq k} C_t(\Omega) = 6(1+k)C_t
\end{aligned}$$

where the third inequality follows from the fact that  $\widehat{\nabla}_{i,1,t}(\Omega_i \setminus \widehat{\Omega}_i) \leq \widehat{\nabla}_{i,1,t}(\widehat{\Omega}_i \setminus \Omega_i)$  by definition, and the second-to-last line follows again by the same theorem condition used above. Thus, combining both steps one and two, we have that  $1 \in A_t$  for all  $t$ .

### Step 3 : Sample Complexity

At any time  $t > T_0$ , let  $j \in [n] \setminus 1$  be arbitrary and let  $\widehat{\Omega}_i = \arg \max_{\Omega \subset [n]: |\Omega|=k} \widehat{\nabla}_{1,j,t}(\Omega)$

and  $\Omega_i = \arg \max_{\Omega \subset [n]: |\Omega|=k} \nabla_{1,j}(\Omega)$ . We begin with

$$\begin{aligned}
\max_{i \in [n] \setminus j} \widehat{\Delta}_{i,j,t}(\widehat{\Omega}_i) &\geq \widehat{\Delta}_{1,j,t}(\widehat{\Omega}_i) \\
&\geq \Delta_{1,j}(\widehat{\Omega}_i) - C_t(\widehat{\Omega}_i) \\
&\geq \Delta_{1,j}(\widehat{\Omega}_i) - \Delta_{1,j}(\Omega_i) + \Delta_{1,j}(\Omega_i) - C_t(\widehat{\Omega}_i) \\
&= \left( \sum_{\omega \in \widehat{\Omega}} (p_{1,\omega} - p_{j,\omega}) \right) - \left( \sum_{\omega \in \Omega_i} (p_{1,\omega} - p_{j,\omega}) \right) + \Delta_{1,j}(\Omega_i) - C_t(\widehat{\Omega}_i) \\
&\geq - \left( \sum_{\omega \in \Omega_i \setminus \widehat{\Omega}} (p_{i,\omega} - p_{1,\omega}) \right) + \frac{2}{3} \Delta_{1,j}(\Omega_i) - C_t(\widehat{\Omega}_i) \\
&\geq - \left( \sum_{\omega \in \Omega_i \setminus \widehat{\Omega}} |\widehat{p}_{i,\omega,t} - \widehat{p}_{1,\omega,t}| \right) + \frac{2}{3} \Delta_{1,j}(\Omega_i) - C_t(\widehat{\Omega}_i) - C_t(\Omega_i \setminus \widehat{\Omega}_i) \\
&\geq - \left( \sum_{\omega \in \Omega_i \setminus \Omega_i} |\widehat{p}_{i,\omega,t} - \widehat{p}_{1,\omega,t}| \right) + \frac{2}{3} \Delta_{1,j}(\Omega_i) - C_t(\widehat{\Omega}_i) - C_t(\Omega_i \setminus \widehat{\Omega}_i) \\
&\geq - \left( \sum_{\omega \in \widehat{\Omega}_i \setminus \Omega_i} |p_{i,\omega} - p_{1,\omega}| \right) + \frac{2}{3} \Delta_{1,j}(\Omega_i) - C_t(\widehat{\Omega}_i) - C_t(\Omega_i \setminus \widehat{\Omega}_i) - C_t(\widehat{\Omega}_i \setminus \Omega_i) \\
&\geq \frac{1}{3} \Delta_{1,j}(\Omega_i) - 3 \max_{\Omega \subset [n]: |\Omega| \leq k} C_t(\Omega) = \frac{1}{3} \Delta_{1,j}(\Omega_i) - 6(1+k)C_t
\end{aligned}$$

by a series of steps as analogous to those in Step 2. If  $\tau_j$  is the first time  $t > T_0$  such that the right hand side is greater than or equal to  $6(1+k)C_t$ , the point at which  $j$  would be removed, we have that

$$\tau_j \leq \frac{20736n(k+1)^2}{\Delta_{1,j}^2(\Omega_i)} \log \left( \frac{20736n^2(k+1)^2}{\Delta_{1,j}^2(\Omega_i) \delta} \right)$$

using the same inequality as above in Step 2. Combining steps one and three we have that the total number of samples taken is bounded by

$$\sum_{j>1} \min \left\{ \max \left\{ T_0, \frac{20736n(k+1)^2}{\Delta_{1,j}^2(\Omega_i)} \log \left( \frac{20736n^2(k+1)^2}{\Delta_{1,j}^2(\Omega_i) \delta} \right) \right\}, \frac{32n^2}{\Delta_{1,j}^2([n])} \log \left( \frac{32n^3/\delta}{\Delta_{1,j}^2([n])} \right) \right\}$$

with probability at least  $1 - 3\delta$ . The result follows from recalling that  $\frac{\Delta_{1,j}(\Omega_i)}{n-1} = s_1 - s_j$  and noticing that  $\frac{n}{n-1} \leq 2$  for  $n \geq 2$ .  $\square$