

# Joint Tx/Rx Energy-Efficient Scheduling in Multi-Radio Networks: A Divide-and-Conquer Approach

Qingqing Wu, Meixia Tao, and Wen Chen

Department of Electronic Engineering, Shanghai Jiao Tong University, Shanghai, China.

Emails: {wu.qq,mxtao,wenchen}@sjtu.edu.cn.

**Abstract**—Most of the existing works on energy-efficient wireless communication systems only consider the transmitter (Tx) or the receiver (Rx) side power consumption but not both. Moreover, they often assume the static circuit power consumption. To be more practical, this paper considers the joint Tx and Rx power consumption in multiple-access radio networks, where the power model takes both the transmission power and the dynamic circuit power into account. We formulate the joint Tx and Rx energy efficiency (EE) maximization problem which is a combinatorial-type one due to the indicator function for scheduling users and activating radio links. The link EE and the user EE are then introduced which have the similar structure as the system EE. Their hierarchical relationships are exploited to tackle the problem using a divide-and-conquer approach, which is only of linear complexity. We further reveal that the static receiving power plays a critical role in the user scheduling. Finally, comprehensive numerical results are provided to validate the theoretical findings and demonstrate the effectiveness of the proposed algorithm for improving the system EE.

## I. INTRODUCTION

The increasing number of new wireless access devices and various services lead to a significant increase in the demand for higher user data rate. While the higher energy consumption is a great concern as well for future wireless communication systems. Recently, there has been an upsurge of interest in the energy efficiency (EE) optimization field. Basic concepts of energy-efficient communications are introduced in [1] and several advanced physical layer techniques for EE are studied in [2]–[6].

However, all the above works only consider one side power consumption, i.e., either the transmitter (Tx) or the receiver (Rx) side. In fact, the expectation of limiting electric expenditure and reducing carbon emissions requires the base station to perform in an energy-efficient manner [1], while minimizing the user side energy consumption also deserves more efforts due to capacity limited batteries and user experience requirements [7], [8]. Moreover, according to [9], the techniques adopted to improve the EE of one end of the communication system may adversely affect the EE of the

other end. Therefore, it is necessary to consider the joint Tx and Rx EE optimization, which shall provide more flexibility for the energy saving at the side interested or both.

For EE oriented research, one of the most important tasks is to quantify the power consumption of the communication system [9]. Most of the existing works only consider a constant circuit power so as to simplify the system analysis and make the problem more tractable. However, it has been reported in [1], [10] that a rough modeling for the power consumption can not reflect the true behaviour of wireless devices and thus might provide misleading conclusions. Therefore, the power consumption modeling should not only capture the key system components but also characterize the reality [1].

The main contributions of this paper are summarized as follows: 1) We formulate the joint Tx and Rx EE maximization problem in which the link dependent signal processing power, the static circuit power as well as the transmission power are considered based on a comprehensive study [9], while the power model of existing works [2]–[5], [11], [12] are basically special cases. 2) We explore the fractional structure of the system EE and introduce the concept of the individual EE, i.e., the link EE and the user EE. Based on these, an optimal approach of linear complexity is proposed to solve the non-convex EE maximization problem. Moreover, this approach can also be used to optimally solve the problem in [3] where only a quadratic complexity method is proposed. 3) We reveal that the static receiving power has an implicit interpretation of the optimal number of scheduled users. In the extreme case when the static receiving power is negligible, time division multiplexing access (TDMA) is optimal for the energy-efficient transmission.

## II. SYSTEM DESCRIPTION AND PROBLEM FORMULATION

### A. System Model

Consider a multi-user multi-radio network, where  $K$  users are communicating with one access point (AP) over  $M$  orthogonal radio links simultaneously. It is assumed that each user  $k$ , for  $k = 1, \dots, K$ , is assigned prior with a fixed subset of radio links, denoted as  $\mathcal{M}_k$ , and that the radio links of different users do not overlap with each other so as to void interference, i.e.,  $\mathcal{M}_k \cap \mathcal{M}_m = \emptyset$ . The multiple radio links can be formed by orthogonal multiplexing techniques, such as frequency division multiplexing. The channel between the

This work is supported by the National 973 Project #2012CB316106, by NSF China #61322102, #61161130529, and #61328101, by the STCSM Science and Technology Innovation Program #13510711200, by the SEU National Key Lab on Mobile Communications #2013D11. Wen Chen is also with the School of Electronic Engineering and Automation, Guilin University of Electronic Technology.

AP and each user is assumed to be quasi-static fading and they are all equipped with one antenna. It is assumed that the perfect and global channel state information (CSI) of all users is available for the AP, which allows us to do energy-efficient scheduling. The channel gain of user  $k$  over link  $i$  and the corresponding power allocation of this link are denoted as  $g_{k,i}$  and  $p_{k,i}$ , respectively. The receiver noise is modelled as a circularly symmetric complex Gaussian random variable with zero mean and variance  $\sigma^2$  for all links. Then the data rate of user  $k$  over link  $i$ , denoted as  $r_{k,i}$ , can be expressed as

$$r_{k,i} = B \log_2 \left( 1 + \frac{p_{k,i} g_{k,i}}{\Gamma \sigma^2} \right), \quad (1)$$

where  $B$  is the bandwidth of each radio link and  $\Gamma$  characterizes the gap between actual achievable rate and channel capacity due to a practical modulation and coding design [3]. Consequently, the overall system data rate can be expressed as

$$R_{\text{tot}} = \sum_{k=1}^K \omega_k R_k = \sum_{k=1}^K \omega_k \sum_{i \in \mathcal{M}_k} r_{k,i}, \quad (2)$$

where  $R_k$  is the data rate of user  $k$  and  $\omega_k$  which is provided by upper layers, represents the priority of user  $k$ .

### B. Joint Tx/Rx Power Consumption Model

In this work, we adopt the power consumption model from [9] published by Energy Aware Radio and neTwork technologies (EARTH) project, which provides a comprehensive characterization of the power consumption for each component involved in the communication.

At the user side, the power dissipation consists of two parts, i.e., the transmission power and the circuit power. Denote  $P_{T_k}$  as the overall transmission power of user  $k$  and it is given by

$$P_{T_k} = \frac{\sum_{i \in \mathcal{M}_k} p_{k,i}}{\xi}, \quad (3)$$

where  $\xi \in (0, 1]$  is a constant which accounts for the efficiency of the power amplifier. Denote  $P_{C_k}$  as the circuit power of user  $k$ . According to [9], the circuit power of each device contains a dynamic part for the signal processing which linearly scales with the number of active links, and a static part independent of links for other circuit blocks, i.e.,

$$P_{C_k}(n_k^o) = n_k^o P_{\text{dyn},k} + \mathcal{I}(n_k^o) P_{\text{sta},k}, \quad (4)$$

where  $n_k^o$  is the number of active links and can be expressed as  $n_k^o = \sum_{i \in \mathcal{M}_k} \mathcal{I}(p_{k,i})$ . Here, the indicator function  $\mathcal{I}(x)$  is defined as

$$\mathcal{I}(x) = \begin{cases} 1, & \text{if } x > 0, \\ 0, & \text{otherwise.} \end{cases} \quad (5)$$

Specifically, if  $p_{k,i} > 0$ , then  $\mathcal{I}(p_{k,i}) = 1$  means that link  $i$  is active, and if  $n_k^o > 0$ , then  $\mathcal{I}(n_k^o) = 1$  means that user  $k$  is scheduled. In (4),  $P_{\text{dyn},k}$  and  $P_{\text{sta},k}$  are dynamic and static components of the circuit power for user  $k$ , respectively. Considering different types of terminals in practical systems,  $P_{\text{dyn},k}$  and  $P_{\text{sta},k}$  can be different for different user  $k$ . Now, the overall power consumption of user  $k$ , denoted as  $P_k$ , is

$$P_k = P_{T_k} + P_{C_k}(n_k^o). \quad (6)$$

At the AP side, the receiving circuit power consumption also consists of two similar parts as the user device [7], [9]. Denote  $P_{\text{dyn},0}$  and  $P_{\text{sta},0}$  as the dynamic and static receiving circuit power, respectively. Then the overall power consumption at the AP side can be expressed as

$$P_0 = \sum_{k=1}^K n_k^o P_{\text{dyn},0} + P_{\text{sta},0}. \quad (7)$$

Finally, the overall power consumption of the system can be expressed as

$$P_{\text{tot}} = \sum_{k=1}^K P_k + P_0. \quad (8)$$

### C. Problem Formulation

Energy efficiency is commonly defined by the ratio of the overall system rate  $R_{\text{tot}}$  over the overall system power consumption  $P_{\text{tot}}$  [2], [3], [5]. Our goal is to jointly optimize the user scheduling, the link activation and the power control to maximize the EE of the considered system. Mathematically, we can formulate the EE optimization problem as (P1)

$$\begin{aligned} \max_{\mathbf{p}} \quad & \frac{\sum_{k=1}^K \omega_k \sum_{i \in \mathcal{M}_k} B \log_2 \left( 1 + \frac{p_{k,i} g_{k,i}}{\Gamma \sigma^2} \right)}{\sum_{k=1}^K \left( \frac{\sum_{i \in \mathcal{M}_k} p_{k,i}}{\xi} + P_{C_k}(n_k^o) + n_k^o P_{\text{dyn},0} \right) + P_{\text{sta},0}} \\ \text{s.t.} \quad & n_k^o = \sum_{i \in \mathcal{M}_k} \mathcal{I}(p_{k,i}), \quad 1 \leq k \leq K, i \in \mathcal{M}_k, \\ & 0 \leq p_{k,i} \leq P_{\text{max}}^{k,i}, \quad 1 \leq k \leq K, i \in \mathcal{M}_k, \end{aligned} \quad (9)$$

where  $\mathbf{p} \triangleq \{p_{k,i} | k = 1, 2, \dots, K; i \in \mathcal{M}_k\}$ . For practical consideration, we assume that each radio link  $i$  of user  $k$  has a maximum allowed transmit power  $P_{\text{max}}^{k,i}$ . Note that the authors in [3] consider a similar problem formulation to (9) but without power constraint which is thereby a special case of this paper.

The existence of the two layered indicator functions, i.e.,  $\mathcal{I}(p_{k,i})$  and  $\mathcal{I}(n_k^o) = \mathcal{I}(\sum_{i \in \mathcal{M}_k} \mathcal{I}(p_{k,i}))$  makes the objective function discontinuous and hence non-differentiable. The global optimal solution of (9) is generally difficult to be obtained with an efficient complexity. In the following section, we explore the particular structure of system EE and show that the global optimal solution can actually be obtained using a divide-and-conquer approach with low complexity.

## III. ENERGY-EFFICIENT SCHEDULING

In this section, we solve the system EE maximization problem directly from a fractional-form perspective. This idea results from the connection of the EE from three levels, namely, *the link Energy Efficiency*, *the user Energy Efficiency*, and *the system Energy Efficiency*.

### A. Link Energy Efficiency and User Energy Efficiency

*Definition 1* (Link Energy Efficiency): The EE of link  $i$  of user  $k$ , for  $i \in \mathcal{M}_k$ ,  $k = 1, \dots, K$ , is defined as the ratio of the weighted achievable rate of the user on this link over the consumed power associated with this link, i.e.,

$$ee_{k,i} = \frac{\omega_k B \log_2 \left( 1 + \frac{p_{k,i} g_{k,i}}{\Gamma \sigma^2} \right)}{\frac{p_{k,i}}{\xi} + P_{\text{dyn},k} + P_{\text{dyn},0}}, \quad (10)$$

where the link-level power consumption counts the transmission power of the user over the link, per-link dynamic circuit power of the user and the AP, respectively.

It is easy to prove that this fractional type function have the stationary point which is also the optimal point [13]. By setting the derivative of  $ee_{k,i}$  with respect to  $p_{k,i}$  to zero, we obtain that the optimal power value  $p_{k,i}$  and the optimal link EE under peak power constraint satisfies

$$p_{k,i}^* = \left[ \frac{B\xi\omega_k}{ee_{k,i}^* \ln 2} - \frac{\Gamma\sigma^2}{g_{k,i}} \right]_0^{P_{\max}^{k,i}}, \forall k, i \in \mathcal{M}_k, \quad (11)$$

where  $[x]_b^a \triangleq \min\{\max\{x, b\}, a\}$ . Note that  $\frac{B\xi\omega_k}{ee_{k,i}^* \ln 2} > \frac{\Gamma\sigma^2}{g_{k,i}}$ , i.e.,  $p_{k,i}^* > 0$  always holds for  $ee_{k,i}^*$ , since otherwise  $ee_{k,i}^*$  would be zero. Based on (10) and (11), the numerical values of  $ee_{k,i}^*$  and  $p_{k,i}^*$  can be easily obtained by the bisection method.

**Definition 2** (User Energy Efficiency): The EE of user  $k$ , for  $k = 1, \dots, K$ , is defined as the ratio of the weighted total achievable rate of the user on all its preassigned radio links over the total power consumption associated with this user, i.e.,

$$EE_k = \frac{\omega_k \sum_{i \in \mathcal{M}_k} B \log_2 \left( 1 + \frac{p_{k,i} g_{k,i}}{\Gamma\sigma^2} \right)}{\frac{\sum_{i \in \mathcal{M}_k} p_{k,i}}{\xi} + n_k^o (P_{\text{dyn},k} + P_{\text{dyn},0}) + P_{\text{sta},k}}, \quad (12)$$

where the user-level power consumption counts the total transmission power of the user, the overall circuit power of the user and the dynamic processing power of the AP related to this user.

Now, we find the optimal power control to maximize the user EE. The problem is formulated as

$$\begin{aligned} & \max_{\{p_{k,i}\}} EE_k \\ & \text{s.t.} \quad n_k^o = \sum_{i \in \mathcal{M}_k} \mathcal{I}(p_{k,i}), \quad 1 \leq k \leq K, i \in \mathcal{M}_k, \\ & \quad p_{k,i} \leq P_{\max}^{k,i}, \quad 1 \leq k \leq K, i \in \mathcal{M}_k, \\ & \quad p_{k,i} \geq 0, \quad 1 \leq k \leq K, i \in \mathcal{M}_k. \end{aligned} \quad (13)$$

Define  $\Phi_k$  as the set of active links for user  $k$  and then  $n_k^o$  is the cardinality of  $\Phi_k$ . Given any  $\Phi_k$ , it is easy to prove that  $EE_k$  is strictly quasiconcave in  $p_{k,i}$ . Thus, similar to the link EE, the optimal power allocation under set  $\Phi_k$  satisfies

$$p_{k,i} = \left[ \frac{B\xi\omega_k}{EE_k^* \ln 2} - \frac{\Gamma\sigma^2}{g_{k,i}} \right]_0^{P_{\max}^{k,i}}, \forall k, i \in \Phi_k. \quad (14)$$

Note that if  $p_{k,i} = 0$ , it suggests that this link should not be active in the optimal solution, but its corresponding circuit power  $P_{\text{dyn},k} + P_{\text{dyn},0}$  has already been accounted in calculating the total power consumption in (13). Therefore, we have to obtain the set  $\Phi_k$  in which all radio links are allocated with strictly positive powers in maximizing  $EE_k$ .

Let  $EE_{\Phi_k}^*$  denote the optimal intermediate user EE of user  $k$  when its current set of active links is  $\Phi_k$ , and then the value of  $EE_{\Phi_k}^*$  can be obtained by (13) and (14). The next theorem provides a general condition for determining whether an arbitrary link should be scheduled.

**Theorem 1:** For any link  $i \notin \Phi_k$ , if  $EE_{\Phi_k}^* \leq ee_{k,i}^*$ , then there must be  $EE_{\Phi_k}^* \leq EE_{\Phi_k \cup \{(k,i)\}}^* \leq ee_{k,i}^*$ , and the link  $i$  should be activated and added to  $\Phi_k$ ; else if  $EE_{\Phi_k}^* > ee_{k,i}^*$ , then there must be  $EE_{\Phi_k}^* > EE_{\Phi_k \cup \{(k,i)\}}^* > ee_{k,i}^*$ , and the link  $i$  should not be activated and added to  $\Phi_k$ .

*Proof:* Please see Appendix A.  $\blacksquare$

The interpretation is also obvious: the new link  $i$  should have a better utilization of the power than its user. In what follows, we introduce how to obtain the optimal user EE based on the link EE, and the details of this procedure are summarized in line 1-14 of Algorithm 1.

Sort all radio links of user  $k$  according to their link EE  $ee_{k,i}^*$  in descending order, i.e.,  $ee_{k,1}^* \geq ee_{k,2}^* \geq \dots \geq ee_{k,n_k}^*$ , and set the initial  $\Phi_k = \emptyset$ . Then we successively take one link from the order and judge whether it should be added to  $\Phi_k$ . Until some link is determined not to be activated or all links are activated, then based on the current  $\Phi_k$ , we can obtain the optimal user EE.

**Remark 1:** The optimality of the proposed procedure for maximizing the user EE is ensured by the ordering of the link EE as well as the conclusion of Theorem 1. This idea opens up a new way to address the fractional-form EE maximization problem.

## B. User Scheduling and Link Adaptation

In this subsection, we show how to solve the original problem (9) based on the link EE and the user EE. For the explanation convenience, we first introduce two auxiliary sets. Denote  $\Phi$  as the set of active links of all users, i.e.,  $\Phi = \{(k, i) \mid p_{k,i} > 0, \forall i, k\}$ , with its optimum denoted as  $\Phi^*$ . Denote  $U$  as the set of scheduled users which have at least one active link belonging to set  $\Phi$ , i.e.,  $U = \{k \mid (k, i) \in \Phi, \forall k, i\}$ . Apparently,  $U$  can be sufficiently determined by  $\Phi$ .

Given the set of overall active links  $\Phi$ , and accordingly the set of scheduled users  $U$ , then  $n_k^o$  can be readily calculated and problem (9) is simplified into the following problem

$$\begin{aligned} & \max_{\mathbf{P}} \frac{\sum_{k \in U} \omega_k \sum_{i \in \Phi} B \log_2 \left( 1 + \frac{p_{k,i} g_{k,i}}{\Gamma\sigma^2} \right)}{\sum_{k \in U} \left( \frac{\sum_{i \in \Phi} p_{k,i}}{\xi} + P_{Ck}(n_k^o) + n_k^o P_{\text{dyn},0} \right) + P_{\text{sta},0}} \\ & \text{s.t.} \quad 0 < p_{k,i} \leq P_{\max}^{k,i}, \quad 1 \leq k \leq K, i \in \Phi. \end{aligned} \quad (15)$$

Obviously, problem (15) can be verified as a standard quasiconcave optimization problem and thereby can be readily solved as (13). Then our task is transformed to find the scheduled users and its corresponding active links. Recall that in obtaining the optimal user EE, some links may not be activated and for all inactive links, use  $(k', i')$  to denote them. Then we define each inactive link, say link  $i'$  of user  $k'$  as a virtual user  $\ell$  just like the real users in the system, and let  $\{(k', i')\} = \Phi_{\ell}^*$ . Therefore, the EE of this virtual user  $\ell$  is exactly the EE of link  $i$  of user  $k$ , i.e.,  $EE_{\Phi_{\ell}^*} = ee_{k,i}^*$ . In the rest, unless specified otherwise, term ‘‘user’’ refers to both real users and virtual users. The difference between the real user and the virtual user is that each real user may contain several links and its circuit power includes the static user scheduling power  $P_{\text{sta},k}$  as well as the link-dependent power

---

**Algorithm 1** Energy-Efficient Scheduling Algorithm

---

```
1: for  $k = 1 : K$ 
2:   Compute  $ee_{k,i}^*$  for all  $i \in \mathcal{M}_k$ , by (10) and (11);
3:   Sort all links of user  $k$  in descending order of  $ee_{k,i}^*$ ,
   i.e.,  $ee_{k,1}^* \geq ee_{k,2}^* \geq \dots \geq ee_{k,n_k}^*$ ;
4:   Set  $\Phi_k = \emptyset$  and  $EE_{\Phi_k}^* = 0$ ;
5:   for  $i = 1 : n_k$ 
6:     if  $EE_{\Phi_k}^* \leq ee_{k,i}^*$  do
7:        $\Phi_k = \Phi_k \cup \{(k, i)\}$ ;
8:       Compute  $p_{k,i}^*$  and  $EE_{\Phi_k}^*$  by (13) and (14);
9:     else  $EE_{\Phi_k}^* > ee_{k,i}^*$ 
10:       $\Phi_k^* = \Phi_k$ ;
11:       $EE_{\Phi_k^*}^* = EE_{\Phi_k}^*$ ; return
12:     end
13:   end
14: end
15: Sort all users (include both real users and virtual users) in
   descending order of  $EE_{\Phi_k}^*$ , i.e.,  $EE_{\Phi_1}^* \geq EE_{\Phi_2}^* \geq \dots \geq$ 
 $EE_{\Phi_L}^*$ ;
16: Set  $\Phi = \emptyset$ ,  $U = \emptyset$ , and  $EE_{\Phi}^* = 0$ ;
17: for  $k = 1 : L$ 
18:   if  $EE_{\Phi}^* \leq EE_{\Phi_k}^*$  do
19:      $\Phi = \Phi \cup \Phi_k^*$  and  $U = U \cup \{k\}$ ;
20:     Obtain  $p_{k,i}^*$  and  $EE_{\Phi}^*$  by solving problem (15);
21:   else  $EE_{\Phi}^* > EE_{\Phi_k}^*$ 
22:      $\Phi^* = \Phi$ ;
23:      $EE_{\Phi^*}^* = EE_{\Phi}^*$ ; return
24:   end
25: end
```

---

$P_{\text{dyn},k} + P_{\text{dyn},0}$ , while each virtual user only contain one link and its circuit power thereby is given by  $P_{\text{dyn},k} + P_{\text{dyn},0}$ .

We first sort all users in descending order according to the user EE  $EE_{\Phi_k}^*$ , i.e.,  $EE_{\Phi_1}^* \geq EE_{\Phi_2}^* \geq \dots \geq EE_{\Phi_L}^*$ , where  $L$  is the overall number of real users and virtual users. Then, we have the following lemma to characterize a property of the order.

*Lemma 1:* Assume that the virtual user  $\ell$  is derived from the link  $i'$  of the real user  $k$ . Following the descending order of the user EE, the order index of this virtual user  $\ell$  must be larger than that of its associated real user  $k$ .

*Proof:* According to the user EE, we have  $EE_{\Phi_k}^* > ee_{k,i'}^*$ , i.e.,  $EE_{\Phi_k}^* > EE_{\Phi_\ell}^*$ . Therefore, when they are mixed together to specify the order, the virtual user  $\ell$  (inactive link) must be ranked after its corresponding real user  $k$ . ■

This lemma guarantees that those virtual users (inactive links) of real user  $k$  must be less likely to be active in the system EE compared with the user  $k$  (the active links in the user EE), otherwise it may lead to the case that some link is scheduled finally in the system, but its associated real user is not scheduled, which contradicts the reality.

In the following, we explore the special structures of the system EE, the user EE and the link EE, and show how to obtain the optimal set  $\Phi^*$ . In each round, we add one user to the set  $U$  following the order and add all its active links in

$\Phi_k^*$  to  $\Phi$ , respectively. Then based on  $\Phi$ , the optimal system EE  $EE_{\Phi}^*$  can be calculated as (15). By the following theorem, we obtain the maximum system EE of problem (9).

*Theorem 2:* 1) For any  $\Phi_k^* \notin \Phi$ , If  $EE_{\Phi}^* \leq EE_{\Phi_k}^*$ , then there must be  $EE_{\Phi}^* \leq EE_{\Phi \cup \Phi_k^*}^* \leq EE_{\Phi_k}^*$ ; else if  $EE_{\Phi}^* > EE_{\Phi_k}^*$ , then there must be  $EE_{\Phi}^* > EE_{\Phi \cup \Phi_k^*}^* > EE_{\Phi_k}^*$ ; 2) If any user  $k$  is scheduled, then all active links in terms of the optimal user EE will also be activated in maximizing system EE.

*Proof:* Please see Appendix B. ■

The first statement suggests that in each round, the comparison result of  $EE_{\Phi}^*$  and  $EE_{\Phi_k}^*$  is necessary and sufficient to determine whether the  $k$ th user can be scheduled to improve the system EE. While the second statement guarantees the optimality of the active links in maximizing the system EE. This theorem guarantees the optimality of the proposed method which exhibits the concept of divide-and-conquer following the EE of three levels. The process of method is summarized in Algorithm 1 and it is easy to show that the complexity of the divide-and conquer approach overall has a linear complexity of the power control.

### C. Impact of Static Receiving Power on User Scheduling

The next theorem reveals the relationship between the user scheduling and the static receiving power.

*Theorem 3:* 1) The optimal number of scheduled users in maximizing the system EE is nondecreasing with the static receiving power  $P_{\text{sta},0}$ ; 2) When  $P_{\text{sta},0}$  is negligible, i.e.,  $P_{\text{sta},0} \rightarrow 0$ , TDMA is optimal for energy-efficient transmission; 3) When  $P_{\text{sta},0}$  is sufficiently large, all users will be scheduled for energy-efficient transmission.

*Proof:* Due to the space limitation, we only provide a sketch of the proof here. It is easy to show that the system EE is decreasing with the static receiving power  $P_{\text{sta},0}$ . Then, from Theorem 2, we can show that less users would be scheduled for a higher system EE. A more detailed proof will be given in the journal version of this paper. ■

The intuition is that when  $P_{\text{sta},0}$  is larger, the additional power consumption brought from scheduling users is less dominant, which makes it more effective to achieve higher EE. If there is no additional power consumption for operating systems, i.e.,  $P_{\text{sta},0} = 0$ , the optimal energy-efficient strategy is only to schedule the “best” user where the best is in terms of the user EE. It has the similar interpretation as that of the throughput maximization problem in TDMA systems: only the user with the best channel gain will be scheduled. From Theorem 3, it is also interesting to note that the number of users scheduled can not be guaranteed although the weights have been imposed on users, especially for the case with low static receiving power.

## IV. NUMERICAL RESULTS

In this section, we provide simulation results to validate our theoretical findings and demonstrate the effectiveness proposed methods. There are eight equally weighted users in the system and each user is configured with twenty radio links. Without

TABLE I  
SYSTEM PARAMETERS

Parameter	Description
Carrier frequency	2 GHz
Bandwidth of each radio link, $B$	15 kHz
Maximal allowed transmit power, $P_{\max}^{k,i}$	25 dBm
Static circuit power of the AP, $P_{\text{sta},0}$	5000 mW
Link dependent power of the AP, $P_{\text{dyn},0}$	45 mW
Static circuit power of user $k$ , $P_{\text{sta},k}$	100 mW
Link dependent power of user $k$ , $P_{\text{dyn},k}$	5 – 30 mW
Power density of thermal noise variance	-174 dBm/Hz
Power amplifier efficiency, $\xi$	0.38
Cell radius, $r$	1000 m
Path loss model	Okumura-Hata
Penetration loss	20 dB
Lognormal shadowing	8 dB
Fading	Rayleigh flat fading

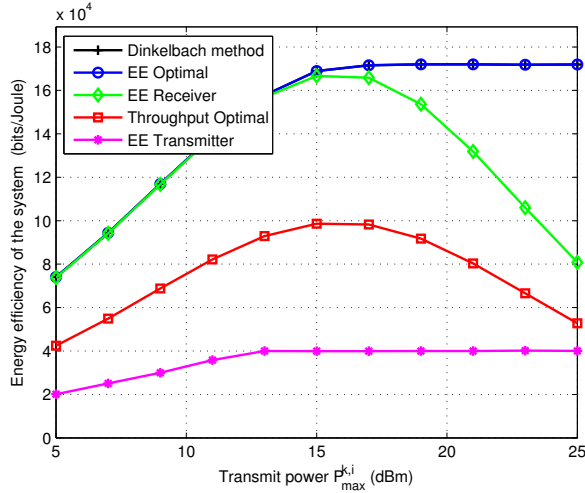


Fig. 1. The system EE versus the transmit power.

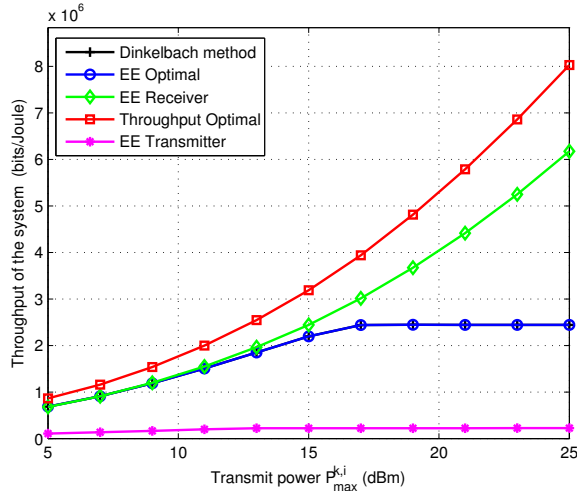


Fig. 2. The system throughput versus the transmit power.

loss of generality,  $P_{\max}^{k,i}$  is assumed the same for all users and  $\Gamma$  is assumed as 1. Other system parameters are listed in Table I according to [11], [14] unless specified otherwise.

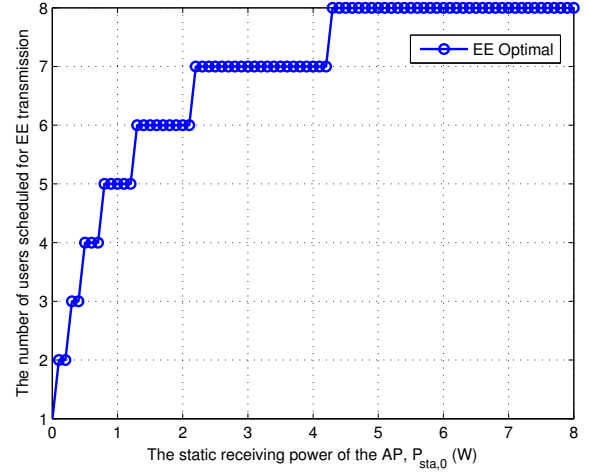


Fig. 3. The number of scheduled users versus the static receiving power.

In Fig. 1, we compare the EE of the following methods: 1) Dinkelbach method: the existing optimal method [4]; 2) EE Optimal: joint Tx and Rx optimization; 3) EE Transmitter: based on the Tx side optimization [15]; 4) EE Receiver: based on the Rx side optimization [15]; 5) Throughput Optimal: based on the throughput maximization. In Fig. 1, we can first observe that our proposed method performs the same as the Dinkelbach method, which demonstrates its optimality. Moreover, as the transmit power increases, the performance of the EE Optimal scheme first increases and then approaches a constant because of its energy-efficient nature, while those of the Throughput Optimal scheme and the EE Receiver scheme first increase and then decrease due to their greedy use of power. It is also interesting to note that the EE Receiver scheme approaches the EE Optimal scheme in the low transmit power regime while it is more close to the Throughput Optimal scheme in the high transmit power regime. A similar phenomenon can also be found in Fig. 2 in terms of the system throughput. Moreover, the EE Transmitter scheme results in both low EE and spectral efficiency due to the fact that *only one user is scheduled*, which has been theoretically shown in Section III-C.

Fig. 3 further demonstrates our theoretical findings in Theorem 3 which characterizes the monotonicity of the number of users scheduled with  $P_{\text{sta},0}$ . We observe that when  $P_{\text{sta},0}$  is negligible, the optimal energy-efficient strategy is to schedule only one user. As  $P_{\text{sta},0}$  increases, more users are scheduled to improve the system EE through boosting the system throughput.

## V. CONCLUSIONS

This paper investigated the joint transmitter and receiver EE maximization problem in multi-radio networks. A holistic and dynamic power consumption model was established for the considered system. Then, the EE maximization problem is directly addressed from the fractional perspective, which results in an linear divide-and-conquer approach. Moreover,

we pointed out that the static receiving power has an implicit interpretation for the optimal number of scheduled users. In the extreme case when the static receiving power is negligible, TDMA is the optimal scheduling strategy. In order to meet the QoS in practice, we then extended the propose method to solve the problem with minimal user data rate constraints, which exhibits good performance with linear complexity.

#### APPENDIX A PROOF OF THEOREM 1

Denote  $p_{k,i}^*$  as the optimal power corresponding to  $ee_{k,i}^*$  by (10) and (11). Also, denote  $\hat{p}_{k,i}$  and  $\check{p}_{k,i}$  as the optimal powers corresponding to  $EE_{\Phi_k \cup \{(k,i)\}}^*$  and  $EE_{\Phi_k}^*$  by (15), respectively. Let  $S_k \triangleq \{p_{k,i} | 0 \leq p_{k,i} \leq P_{\max}^{k,i}, \forall i \in \mathcal{M}_k, k = 1, \dots, K\}$  and  $P_{k,i}(p_{k,i}) = \frac{\Theta_i p_{k,i}}{\xi} + \Theta_t P_{\text{dyn},k}$ . Then, we have the following

$$\begin{aligned}
& EE_{\Phi_k \cup \{(k,i)\}}^* \\
&= \max_{\mathbf{p}_k \in S_k} \frac{\sum_{\ell=1}^i \omega_k r_{k,\ell}(p_{k,\ell})}{\sum_{\ell=1}^i P_{k,\ell}(p_{k,\ell}) + P_{\text{sta},k}} \\
&= \frac{\sum_{\ell=1}^{i-1} \omega_k r_{k,\ell}(\hat{p}_{k,\ell}) + \omega_k r_{k,i}(\hat{p}_{k,i})}{\sum_{\ell=1}^{i-1} P_{k,\ell}(\hat{p}_{k,\ell}) + P_{\text{sta},k} + P_{k,i}(\hat{p}_{k,i})} \\
&\geq \frac{\sum_{\ell=1}^{i-1} \omega_k r_{k,\ell}(\check{p}_{k,\ell}) + \omega_k r_{k,i}(p_{k,i}^*)}{\sum_{\ell=1}^{i-1} P_{k,\ell}(\check{p}_{k,\ell}) + P_{\text{sta},k} + P_{k,i}(p_{k,i}^*)} \\
&\geq \min \left\{ \frac{\sum_{\ell=1}^{i-1} \omega_k r_{k,\ell}(\check{p}_{k,\ell})}{\sum_{\ell=1}^{i-1} P_{k,\ell}(\check{p}_{k,\ell}) + P_{\text{sta},k}}, \frac{\omega_k r_{k,i}(p_{k,i}^*)}{P_{k,i}(p_{k,i}^*)} \right\} \\
&= \min \{EE_{\Phi_k}^*, ee_{k,i}^*\}. \tag{16}
\end{aligned}$$

On the other hand,

$$\begin{aligned}
& EE_{\Phi_k \cup \{(k,i)\}}^* \\
&= \frac{\sum_{\ell=1}^{i-1} \omega_k r_{k,\ell}(\hat{p}_{k,\ell}) + \omega_k r_{k,i}(\hat{p}_{k,i})}{\sum_{\ell=1}^{i-1} P_{k,\ell}(\hat{p}_{k,\ell}) + P_{\text{sta},k} + P_{k,i}(\hat{p}_{k,i})} \\
&\leq \max \left\{ \frac{\sum_{\ell=1}^{i-1} \omega_k r_{k,\ell}(\hat{p}_{k,\ell})}{\sum_{\ell=1}^{i-1} P_{k,\ell}(\hat{p}_{k,\ell}) + P_{\text{sta},k}}, \frac{\omega_k r_{k,i}(\hat{p}_{k,i})}{P_{k,i}(\hat{p}_{k,i})} \right\} \\
&\leq \max \left\{ \frac{\sum_{\ell=1}^{i-1} \omega_k r_{k,\ell}(\check{p}_{k,\ell})}{\sum_{\ell=1}^{i-1} P_{k,\ell}(\check{p}_{k,\ell}) + P_{\text{sta},k}}, \frac{\omega_k r_{k,i}(p_{k,i}^*)}{P_{k,i}(p_{k,i}^*)} \right\} \\
&= \max \{EE_{\Phi_k}^*, ee_{k,i}^*\}. \tag{17}
\end{aligned}$$

Based on (16) and (17), we have

$$\min \{EE_{\Phi_k}^*, ee_{k,i}^*\} \leq EE_{\Phi_k \cup \{(k,i)\}}^* \leq \max \{EE_{\Phi_k}^*, ee_{k,i}^*\}. \tag{18}$$

By (18), Theorem 1 can be easily proved.

#### APPENDIX B PROOF OF THEOREM 2

The statement 1) in Theorem 2 can be similarly proved by an extension of Theorem 1, thus we omit them for brevity. We now prove 2) by contradiction. Assume that user  $k$  is scheduled, but the link  $i$ , for  $i \in \Phi_k^*$ , is not activated in maximizing the system EE, i.e.,  $(k, i) \notin \Phi^*$ . In Theorem 1,

we have shown that the sufficient and necessary condition of any  $i \in \Phi_k^*$  is that  $EE_{\Phi_k}^* \leq ee_{k,i}^*$ . Thus, it follows that

$$EE_{\Phi_k}^* \leq ee_{k,n_k^o}^* \leq ee_{k,i}^*, \quad \forall i \in \Phi_k^*, \tag{19}$$

where  $n_k^o$  also denotes the last link activated according to the link EE order since user  $k$  overall has  $n_k^o$  links activated. On the other hand, since user  $k$  is scheduled, we must have  $EE_{\Phi}^* \leq EE_{\Phi_k}^*$  by Theorem 2. Combining with (19), it follows that

$$EE_{\Phi}^* \leq EE_{\Phi_k}^* \leq ee_{k,n_k^o}^* \leq ee_{k,i}^* = EE_{\Phi_\ell}^*, \quad \forall i \in \Phi_k^*, \tag{20}$$

where the virtual user expression is adopted, i.e.,  $\{(k, i)\} = \Phi_\ell^*$ . According to 1) in Theorem 2, there must be

$$EE_{\Phi}^* \leq EE_{\Phi}^* \cup \Phi_\ell^* = EE_{\Phi}^* \cup \{(k, i)\}. \tag{21}$$

Therefore, from (21), we can conclude that scheduling the link  $i$  of user  $k$  should be scheduled in maximizing the system EE, which contradicts the assumption that  $(k, i) \notin \Phi^*$ .

#### REFERENCES

- [1] J. Wu, S. Rangan, and H. Zhang, *Green Communications: Theoretical Fundamentals, Algorithms and Applications*. CRC Press, 2012.
- [2] X. Xiao, X. Tao, and J. Lu, "QoS-aware energy-efficient radio resource scheduling in multi-user OFDMA systems," *IEEE Commun. Lett.*, vol. 17, no. 1, pp. 75–78, 2013.
- [3] G. Miao, "Energy-efficient uplink multi-user MIMO," *IEEE Trans. Wireless Commun.*, vol. 12, no. 5, pp. 2302–2313, 2013.
- [4] D. W. K. Ng, E. S. Lo, and R. Schober, "Energy-efficient resource allocation in multi-cell OFDMA systems with limited backhaul capacity," *IEEE Trans. Wireless Commun.*, vol. 11, no. 10, pp. 3618–3631, 2012.
- [5] K. Cheung, S. Yang, and L. Hanzo, "Achieving maximum energy-efficiency in multi-relay OFDMA cellular networks: A fractional programming approach," *IEEE Trans. Commun.*, vol. 61, no. 7, pp. 2746–2757, 2013.
- [6] H. Zhang, Z. Zhang, X. Chen, and R. Yin, "Energy efficient joint source and channel sensing in cognitive radio sensor networks," in *Proc. IEEE ICC*, 2011, pp. 1–6.
- [7] H. Kim and G. De Veciana, "Leveraging dynamic spare capacity in wireless systems to conserve mobile terminals' energy," *IEEE/ACM Trans. on Networking*, vol. 18, no. 3, pp. 802–815, 2010.
- [8] S. Luo, R. Zhang, and T. J. Lim, "Joint transmitter and receiver energy minimization in multiuser OFDM systems," *arXiv preprint arXiv:1312.6743*, 2013.
- [9] G. Auer, O. Blume, V. Giannini, I. Godor, M. Imran, Y. Jading, E. Kastranas, M. Olsson, D. Sabella, P. Skillermarck *et al.*, "D2. 3: Energy efficiency analysis of the reference systems, areas of improvements and target breakdown," *EARTH*, 2010.
- [10] M. Gruber, O. Blume, D. Ferling, D. Zeller, M. A. Imran, and E. C. Strinati, "EARTH: energy aware radio and network technologies," in *Proc. IEEE PIMRC*, 2009, pp. 1–5.
- [11] Z. Xu, C. Yang, G. Y. Li, S. Zhang, Y. Chen, and S. Xu, "Energy-efficient configuration of spatial and frequency resources in MIMO-OFDMA systems," *IEEE Trans. Commun.*, vol. 61, no. 2, pp. 564–575, 2013.
- [12] J. Mao, G. Xie, J. Gao, and Y. Liu, "Energy efficiency optimization for OFDM-based cognitive radio systems: A water-filling factor aided search method," *IEEE Trans. Wireless Commun.*, vol. 12, no. 5, pp. 2366–2375, 2013.
- [13] S. Boyd and L. Vandenberghe, *Convex Optimization*. Cambridge University Press, 2004.
- [14] S. Zhang, Y. Chen, and S. Xu, "Joint bandwidth-power allocation for energy efficient transmission in multi-user systems," in *Proc. IEEE GLOBECOM*, 2010, pp. 1400–1405.
- [15] Q. Wu, W. Chen, M. Tao, J. Li, H. Tang, and J. Wu, "Resource allocation for joint transmitter and receiver energy efficiency maximization in downlink OFDMA systems," *IEEE Trans. Commun.*, 2014, to appear.