

# A Linear Programming Approach to Sequential Hypothesis Testing

Michael Fauß and Abdelhak M. Zoubir

Signal Processing Group, Technische Universität Darmstadt,  
Darmstadt, Germany

**Abstract:** Under some mild Markov assumptions it is shown that the problem of designing optimal sequential tests for two simple hypotheses can be formulated as a linear program. This result is derived by investigating the Lagrangian dual of the sequential testing problem, which is an unconstrained optimal stopping problem depending on two unknown Lagrangian multipliers. It is shown that the derivative of the optimal cost function, with respect to these multipliers, coincides with the error probabilities of the corresponding sequential test. This property is used to formulate an optimization problem that is jointly linear in the cost function and the Lagrangian multipliers and can be solved for both with off-the-shelf algorithms. To illustrate the procedure, optimal sequential tests for Gaussian random sequences with different dependency structures are derived, including the Gaussian AR(1) process.

**Keywords:** Discrete-time Markov process; Linear programming; Optimal sequential test; Optimal stopping; Sequential hypothesis testing; Two simple hypotheses.

**Subject Classifications:** 62L10; 62L15; 90C05.

## 1. Introduction

The treatment of sequential analysis, in general, and sequential hypothesis testing, in particular, can be roughly divided into two main strands. The first one was started by Wald (1947) in his pioneering work on sequential analysis. Without being aware of it, Wald used fundamental properties of martingales to establish bounds on the error probabilities and the expected run-length of sequential tests between two simple hypotheses. In the decades after Wald’s initial publication, research on random processes made significant progress. Theories of martingales, renewal, and Lévy processes emerged and became powerful tools in sequential analysis (Lai, 1977, 2009; Buonaguidi, 2013). They allowed for elegant derivations of asymptotically optimal procedures on the one hand, and bounds or approximations on non-asymptotic performance measures on the other. Following Wald’s footsteps, many of the theoretical findings obtained this way resulted in elementary guidelines for the design of sequential tests that were readily applicable in fields as diverse as survival analysis (Sellke, 1983), radar sensing (Marcus, 1962), and image processing (Basseville, 1981). For the design of strictly optimal procedures, however, a conceptually different approach to the problem proved to be more successful.

The second strand of sequential analysis was started by Bellman (1954) with his publications on dynamic programming. Coming from a background in physics and computer science, Bellman sought to develop a theory “to treat the mathematical problems arising from the study of various multi-stage decision processes”, which can be found in “virtually every phase of modern life, from the planning of industrial production lines to the scheduling of patients at a medical clinic [...]” (Bellman, 1954). Sequential hypothesis testing,

---

Address correspondence to Michael Fauß, Signal Processing Group, Technische Universität Darmstadt, Merckstraße 25, 64283 Darmstadt, Germany; E-mail: michael.fauss@spg.tu-darmstadt.de

however, had not been added to this list before the 1960s, when Chow and Robbins (1963) embedded a general theory of optimal stopping in the dynamic programming framework. Treating a sequential test not as a single threshold crossing problem, but as a sequence of individual decisions to either stop or continue the test, added significantly to the general insight into sequential inference problems and made the theoretical derivation of strictly optimal methods possible (Chow et al., 1971; Novikov, 2009).

Naturally, both approaches have coalesced over the years and nowadays sequential testing is usually treated as an optimal stopping problem that exploits certain stochastic properties of the underlying random process—see Buonaguidi (2013) for a recent example. However, to the present day, the use of dynamic programming methods to design sequential tests is uncommon in practice. Most often, optimal stopping theory is rather used to prove the existence of an optimal rule or to derive its general form. Wald’s sequential probability ratio test is a classic example. While optimal stopping theory provides a seamless and elegant way to show its optimality in the i.i.d. case (Shiryaev, 1978), obtaining the exact values of the thresholds is much harder a task and requires considerable computational effort.

The reason for this high computational cost is twofold: First, the Bellman equation of the optimal stopping problem itself needs to be solved. Traditionally, and owing to its roots in dynamic programming, iterative backward recursion procedures (Bellman, 1954) are used for this purpose. Under certain conditions, more efficient methods are applicable (Helmes, 2002), including a number of linear programming (LP) techniques (Manne, 1960; Denardo, 1979; Röhl, 2001). The second issue that arises when deriving optimal strategies is that the sequential testing problem can not be tackled directly, but has to be reformulated in order to fit the optimal stopping framework. This involves the introduction of two cost coefficients that determine the price for making an error of either type. The optimal stopping strategy depends on the choice of these coefficients. The design of sequential tests in an optimal stopping framework, therefore, requires a second, outer optimization over the unknown cost coefficients. These intricacies limit the design and application of strictly optimal decision strategies.

The aim of this paper is to overcome these issues, by unifying the stopping problem and the problem of choosing the right cost coefficients. The formulation of sequential testing as an optimal stopping problem is briefly addressed in Section 2, where also the Bellman equation that characterizes its solution is stated. In Section 3, this solution is studied in detail and a connection between its derivative with respect to the cost coefficients and the error probabilities of the sequential test is derived. Based on these results, the original sequential testing problem is then addressed in Section 4, where it is shown, under certain Markov restrictions, that it can be formulated as a jointly linear optimization over the cost coefficients and the optimal stopping strategy. This constitutes the main theoretical contribution of the work. Since linear programming is rarely ever considered in the context of sequential inference, establishing this connection can be seen as result in its own right. In addition, the main theorem is of high practical relevance since it allows a large class of sequential testing problems to be treated within one consistent framework and solved with off-the-shelf linear programming algorithms. This procedure is demonstrated in Section 5, where optimal sequential tests are designed for i.i.d. observations, an observable Markov chain and the Gaussian AR(1) process.

A note on notation:  $\mathbb{R}_+$  denotes the positive reals and  $\mathcal{B}_+$  the associated Borel  $\sigma$ -algebra. Random variables are denoted by upper-case letters, their realizations by the corresponding lower-case letters. All (in)equalities between tuples have to be read element-wise.

## 2. Sequential Tests for Two Simple Hypotheses

The problem of sequentially testing between two simple hypotheses, under different restrictions and assumptions, has been treated extensively in the literature; see, for example, Tartakovsky (2014) and references therein. The purpose of this section is to give a summary of known results, as well as to present them in a form that facilitates the derivations in the subsequent sections. It closely follows Novikov (2009) in terms of argumentation and notation.

Let  $(X_n)_{n \geq 1}$ , with  $n \in \mathbb{N}$ , be a sequence of random variables in a metric state space  $(E_X, \mathcal{E}_X)$ , defined on some filtered probability space  $(\Omega, \mathcal{F}, (\mathcal{F}_n)_{n \geq 0}, P)$ . The two simple hypotheses are given by

$$\begin{aligned}\mathcal{H}_0 : P &= P_0, \\ \mathcal{H}_1 : P &= P_1.\end{aligned}$$

Kolmogorov's consistency theorem (Kallenberg, 1997) states that  $P$  is uniquely defined by the marginal distributions of all subsequences  $X_1, \dots, X_n$ ,  $n \geq 1$ . Let these distributions be denoted  $F_0^n$  and  $F_1^n$  under  $\mathcal{H}_0$  and  $\mathcal{H}_1$ , respectively. The classic sequential testing problem is to design a test that guarantees certain error probabilities under  $P_0$  and  $P_1$  and minimizes the run-length of the test under some third measure  $P$ , corresponding to a sequence of marginal distributions  $(F^n)_{n \geq 1}$ . In general,  $P$  can be chosen arbitrarily; common choices are  $P = P_0$  or  $P = P_1$ , which correspond to run-lengths minimizations under either hypothesis.

## 2.1. Assumptions

The framework proposed in this paper covers processes  $(X_n)_{n \geq 1}$  that satisfy the following three assumptions. A bullet  $\bullet$  is used to indicate that an assumption holds under  $P$ ,  $P_0$  and  $P_1$ .

1.  $(X_n)_{n \geq 1}$  admits a time-homogeneous Markovian representation. This means that a sequence of sufficient statistics  $(\Theta_n)_{n \geq 0}$  in a state space  $(E_\theta, \mathcal{E}_\theta)$  exists such that

$$P_\bullet(X_{n+1} \in B | \mathcal{F}_n) = P_\bullet(X_{n+1} \in B | \Theta_n) =: F_{\bullet, \Theta_n}(B)$$

for all  $n \geq 0$  and all  $B \in \mathcal{E}_X$ . It is further assumed that a  $P$ -measurable function  $\xi : E_X \times E_\theta \rightarrow E_\theta$  exists such that

$$\Theta_n = \xi(X_n, \Theta_{n-1}) =: \xi_{\Theta_{n-1}}(X_n) \quad \text{with} \quad \Theta_0 = \theta_0.$$

In words, the distribution of  $X_{n+1}$  is completely specified by  $\theta_n$ , which can in turn be calculated recursively from  $\theta_{n-1}$  and the observation  $x_n$ . The initial value  $\theta_0$  is deterministic and given a priori. Random sequences admitting these properties cover a wide range of commonly used models, such as ARMA and ARCH models and general Markov chains. In order to avoid technical difficulties,  $E_\theta$  is assumed to be Borelian.

2. The density functions  $f^n, f_0^n$ , and  $f_1^n$ , corresponding to  $F^n, F_0^n$ , and  $F_1^n$ , exist with respect to some common product measure  $\mu^n = \mu(x_1) \otimes \dots \otimes \mu(x_n)$  and can, according to the first assumption, be written as

$$f_\bullet^n(x_1, \dots, x_n) = \prod_{k=1}^n f_\bullet(x_k | \theta_{k-1}) =: \prod_{k=1}^n f_{\bullet, \theta_{k-1}}(x_k).$$

for all  $n \geq 1$ .

3. The Radon-Nikodym derivatives, or likelihood ratios,

$$z_i^n : E_X^n \rightarrow \mathbb{R}_+ \quad \text{with} \quad z_i^n = \frac{dF_i^n}{dF^n} = \prod_{k=1}^n \frac{f_{i, \theta_{k-1}}(x_k)}{f_{\theta_{k-1}}(x_k)}, \quad i = 0, 1$$

are jointly continuous random variables. Note that this implies that  $F_0^n$  and  $F_1^n$  are dominated by  $F^n$  for all  $n \geq 1$ . The reasons for this particular choice of assumptions will become apparent in the course of the paper.

## 2.2. Constrained Problem Formulation

Let the sequence  $\psi = (\psi_n)_{n \geq 1}$ , with  $\psi_n = \psi_n(x_1, \dots, x_n) \in \{0, 1\}$ , define the stopping rule of the sequential test. Here  $\psi_n = 1$  denotes the decision to stop at time instant  $n$  and  $\psi_n = 0$  denotes the decision to continue testing. Analogously, let  $\phi = (\phi_n)_{n \geq 1}$ , with  $\phi_n = \phi_n(x_1, \dots, x_n) \in \{0, 1\}$ , be a sequence of decision rules, where  $\phi_n = j$  indicates a decision for hypothesis  $j$ , given that the test stops at time  $n$ . It is shown later that the restriction of continuously distributed likelihood ratios avoids the need for randomized stopping and decision rules.

Let  $\tau = \tau(\psi)$  be the stopping time that corresponds to the stopping rule  $\psi$ , i.e.,

$$\tau = \min\{n \geq 0 : \psi_n = 1\}.$$

The error probabilities of the first and second kind,  $\alpha_0$  and  $\alpha_1$ , are given by

$$\begin{aligned}\alpha_0(\psi, \phi) &= P_0[\phi_\tau = 1], \\ \alpha_1(\psi, \phi) &= P_1[\phi_\tau = 0].\end{aligned}$$

The sequential testing problem is to solve

$$\min_{\psi, \phi} E[\tau(\psi)] \quad \text{s.t.} \quad \alpha_i(\psi, \phi) \leq \gamma_i, \quad i = 0, 1, \quad (2.1)$$

where  $\gamma = (\gamma_0, \gamma_1) \in (0, 1)^2 := (0, 1) \times (0, 1)$  are bounds on the error probabilities, or target error probabilities, and the expected value is taken with respect to  $P$ . The solution of (2.1) is denoted  $(\psi_\gamma^*, \phi_\gamma^*)$ .

## 2.3. Unconstrained Problem Formulation

The commonly used procedure to solve (2.1), in an optimal stopping framework, is to reformulate the constrained problem as an unconstrained cost minimization by showing that two constants  $\lambda_0, \lambda_1 > 0$  exist such that the solution of

$$\min_{\psi, \phi} E[\tau(\psi)] + \lambda_0 \alpha_0(\psi, \phi) + \lambda_1 \alpha_1(\psi, \phi), \quad (2.2)$$

in the following denoted  $(\psi_\lambda^*, \phi_\lambda^*)$ , coincides with the solution of (2.1), i.e.,

$$\forall \gamma \in (0, 1)^2 : \quad \exists \lambda \in \mathbb{R}_+^2 : \quad (\psi_\gamma^*, \phi_\gamma^*) = (\psi_\lambda^*, \phi_\lambda^*).$$

This method has been used early on to prove optimality of the sequential probability ratio test for i.i.d. observations (Wald, 1948); a general proof can be found in Novikov (2009). The cost coefficients  $\lambda_0$  and  $\lambda_1$  in (2.2) act as Lagrangian multipliers. However, the question how to choose them in order to meet the constraints on the error probabilities in (2.1) has received little to no attention in the literature. It is discussed in detail in the next section.

For now,  $\lambda$  is assumed to be given and fixed. Following the usual line of arguments, the second part of the objective function in (2.2) can be written as

$$\begin{aligned}\lambda_0 \alpha_0(\psi, \phi) + \lambda_1 \alpha_1(\psi, \phi) &= \sum_{n \geq 1} (\lambda_0 E_0[\psi_n \mathbf{1}_{\{\phi_n=1\}}] + \lambda_1 E_1[\psi_n \mathbf{1}_{\{\phi_n=0\}}]) \\ &= \sum_{n \geq 1} \int \psi_n (\lambda_0 f_0^n \mathbf{1}_{\{\phi_n=1\}} + \lambda_1 f_1^n \mathbf{1}_{\{\phi_n=0\}}) d\mu^n.\end{aligned}$$

The cost minimizing decision rules  $\phi_\lambda^*$  are hence given by

$$\phi_{\lambda, n}^* = \mathbf{1}_{\{\lambda_0 f_0^n \leq \lambda_1 f_1^n\}}, \quad n \geq 1, \quad (2.3)$$

where

$$\{\lambda_0 f_0^n \leq \lambda_1 f_1^n\} := \{(x_1, \dots, x_n) \in E_X^n : \lambda_0 f_0^n(x_1, \dots, x_n) \leq \lambda_1 f_1^n(x_1, \dots, x_n)\}.$$

This shorthand notation is used for subsets of the state space throughout the paper. The choice in (2.3) that the ambiguous event  $\{\lambda_0 f_0^n = \lambda_1 f_1^n\}$  leads to a decision for  $\mathcal{H}_0$  is arbitrary since  $P(\{\lambda_0 f_0^n = \lambda_1 f_1^n\}) = 0$  for all  $n \geq 1$  by Assumption 3.

The decision rule (2.3) corresponds to a classic likelihood ratio test with threshold  $\lambda_0/\lambda_1$ . Knowledge of the likelihood ratio  $f_1^n/f_0^n$  is therefore sufficient to decide for a hypothesis once the test has stopped. The optimal stopping strategy, however, requires additional information as will become apparent later on.

Substituting (2.3) into (2.2) yields

$$\begin{aligned} E[\tau(\psi)] + \lambda_0 \alpha_0(\psi, \phi_\lambda^*) + \lambda_1 \alpha_1(\psi, \phi_\lambda^*) &= \sum_{n \geq 1} \int \psi_n(n f^n + \min\{\lambda_0 f_0^n, \lambda_1 f_1^n\}) d\mu^n \\ &= \sum_{n \geq 1} \int \psi_n(n + \min\{\lambda_0 z_0^n, \lambda_1 z_1^n\}) f^n d\mu^n \\ &= \sum_{n \geq 1} E[\psi_n(n + g_\lambda(z^n))], \end{aligned}$$

where  $z^n = (z_0^n, z_1^n)$  and

$$g_\lambda(z) = \min\{\lambda_0 z_0, \lambda_1 z_1\}.$$

Problem (2.2) therefore reduces to the optimal stopping problem

$$\min_{\psi} V_\lambda(\psi) := \sum_{n \geq 1} E[\psi_n(n + g_\lambda(z^n))] \quad (2.4)$$

with recursively defined state variables

$$z_i^n = \frac{f_i^n}{f^n} = z_i^{n-1} \frac{f_{i,\theta_{n-1}}}{f_{\theta_{n-1}}}, \quad i = 0, 1,$$

and  $z_i^0 = 1$ . The solution of (2.4) is given in the following theorem.

**Theorem 2.1.** *Let  $\lambda > 0$  be given. Under the three assumptions stated above, the functional equation*

$$\rho_\lambda(z, \theta) = \min \left\{ g_\lambda(z), 1 + \int \rho_\lambda \left( z_0 \frac{f_{0,\theta}(x)}{f_\theta(x)}, z_1 \frac{f_{1,\theta}(x)}{f_\theta(x)}, \xi_\theta(x) \right) dF_\theta(x) \right\} \quad (2.5)$$

*has a unique solution  $\rho_\lambda \geq 0$  on  $(E, \mathcal{E}) := (\mathbb{R}_+^2 \times E_\theta, \mathcal{B}_+^2 \otimes \mathcal{E}_\theta)$  and it holds that*

$$\rho_\lambda(1, 1, \theta_0) = V_\lambda(\psi_\lambda^*).$$

A proof of theorem 2.1 is given in Appendix A. By a change in measure, (2.5) can alternatively be written as

$$\rho_\lambda(z, \theta) = \min \left\{ g_\lambda(z), 1 + \int \rho_\lambda dH_{z,\theta} \right\}, \quad (2.6)$$

where  $\{H_{z,\theta} : (z, \theta) \in E\}$  is a family of probability measures on  $(E, \mathcal{E})$  satisfying

$$H_{z,\theta}(B \times D) = F_\theta \left( \left\{ x \in E_X : \left( z_0 \frac{f_{0,\theta}(x)}{f_\theta(x)}, z_1 \frac{f_{1,\theta}(x)}{f_\theta(x)} \right) \in B, \xi_\theta(x) \in D \right\} \right) \quad (2.7)$$

for all  $B \in \mathcal{B}_+^2$  and  $D \in \mathcal{E}_\theta$ . Use of both formulations is made in the following. The notation  $H_{z,\theta}^i$ ,  $i = 0, 1$ , is used to refer to the families of distributions where  $F$  in (2.7) is replaced by  $F_i$ . Note that  $g_\lambda$  is  $H_{z,\theta}$ -integrable for all  $\lambda \in \mathbb{R}_+^2$  and  $(z, \theta) \in E$  since

$$\int g_\lambda dH_{z,\theta} \leq \int \lambda_0 z_0 \frac{f_{i,\theta}}{f_\theta} dF_\theta = \lambda_0 z_0 < \infty.$$

Therefore,  $\rho_\lambda \leq g_\lambda$  is  $H_{z,\theta}$ -integrable as well.

The importance of Theorem 2.1 lies in the fact that it allows the optimal stopping region to be specified on the codomain of  $(z^n, \theta_n)$ , which is time invariant, rather than the sequence of product spaces  $(E_X^n)_{n \geq 1}$  corresponding to the raw observations. Let the stopping region  $\mathcal{S}_\lambda$ , its boundary  $\partial\mathcal{S}_\lambda$ , and its complement  $\bar{\mathcal{S}}_\lambda$  be defined by

$$\begin{aligned} \mathcal{S}_\lambda &= \left\{ (z, \theta) \in E : g_\lambda(z) < 1 + \int \rho_\lambda dH_{z,\theta} \right\}, \\ \partial\mathcal{S}_\lambda &= \left\{ (z, \theta) \in E : g_\lambda(z) = 1 + \int \rho_\lambda dH_{z,\theta} \right\}, \\ \bar{\mathcal{S}}_\lambda &= \left\{ (z, \theta) \in E : g_\lambda(z) > 1 + \int \rho_\lambda dH_{z,\theta} \right\}. \end{aligned}$$

The connection between the optimal stopping policy  $\psi^*$  and the functional equation in Theorem 2.1 is stated in the following corollary.

**Corollary 2.1.** *Under the assumptions given above, the stopping policy that minimizes  $V_\lambda$  in (2.4) fulfills*

$$\mathbf{1}_{\mathcal{S}_\lambda} \leq \psi_{\lambda,n}^* \leq \mathbf{1}_{\mathcal{S}_\lambda \cup \partial\mathcal{S}_\lambda} \quad \forall n \geq 1.$$

The corollary follows immediately from the definition of  $\rho_\lambda$ , cf. Novikov (2009). The time-invariance of the stopping strategy reflects the time-homogeneity of the Markov sequence underpinning the test. In Section 3 it is further shown that under the given assumptions  $\partial\mathcal{S}_\lambda$  is a  $P$  null set so that the relations in Corollary 2.1 hold with equality in an almost sure sense.

Theorem 2.1 and, in particular, the implicit definition of the cost function  $\rho_\lambda$  in (2.5), provides the basis for formulating the sequential detection problem as a linear program. This formulation requires several properties of the cost function  $\rho_\lambda$ , which are detailed in the following section.

### 3. Properties of the Cost Function $\rho_\lambda$

In this section, some basic properties of  $\rho_\lambda$  are derived and the close relationship between its derivatives with respect to  $\lambda$  and the error probabilities of the corresponding sequential test are shown. Some technical issues need to be addressed first.

**Lemma 3.1.** *The sequence  $(\rho_\lambda^n)_{n \geq 0}$  with  $\rho_\lambda^n = T^n(g_\lambda)$  and  $T$  defined in (A.1), converges uniformly on  $E$ .*

The proof of Lemma 3.1 is detailed in Appendix B.

Sequences of functions of the same structure as  $(\rho_\lambda^n)_{n \geq 0}$ , where the  $n$ th function is defined recursively via an integration over the previous function, are encountered repeatedly in this section. The same arguments as detailed in Appendix B can be used to show that in such cases almost uniform convergence implies uniform convergence. Therefore, instead of giving a formal proof again, we refer to Lemma 3.1 in what follows.

The next lemma bounds the influence of the likelihood ratio on the associated cost. Qualitatively speaking, it states that  $\rho_\lambda$  is monotonic and sublinear in  $z$ .

**Lemma 3.2.** For all  $a, z \in \mathbb{R}_+^2$  and  $\theta \in E_\theta$ , the cost function  $\rho_\lambda$  as defined in (2.5) satisfies

$$\min\{a_0, a_1, 1\}\rho_\lambda(z, \theta) \leq \rho_\lambda(a_0 z_0, a_1 z_1, \theta) \leq \max\{a_0, a_1, 1\}\rho_\lambda(z, \theta).$$

*Proof.* We only prove the lower bound since the upper one can be shown analogously. Assume that the lemma holds for some  $\rho_\lambda^n$  and let  $a^* = \min\{a_0, a_1, 1\}$ . By induction it holds that

$$\begin{aligned} \rho_\lambda^{n+1}(a_0 z_0, a_1 z_1, \theta) &= \min \left\{ g_\lambda(a_0 z_0, a_1 z_1), 1 + \int \rho_\lambda^n \left( a_0 z_0 \frac{f_{0,\theta}}{f_\theta}, a_1 z_1 \frac{f_{1,\theta}}{f_\theta}, \xi_\theta \right) dF_\theta \right\} \\ &\geq \min \left\{ a^* g_\lambda(z), a^* + a^* \int \rho_\lambda^n \left( z_i \frac{f_{0,\theta}}{f_\theta}, z_1 \frac{f_{1,\theta}}{f_\theta}, \xi_\theta \right) dF_\theta \right\} \\ &= a^* \rho_\lambda^{n+1}(z, \theta). \end{aligned}$$

The induction basis is  $g_\lambda(a_0 z_0, a_1 z_1) \geq a^* g_\lambda(z)$ . By Rudin (1987), uniform convergence of  $(\rho_\lambda^n)_{n \geq 1}$  guarantees that the bound holds for  $\rho_\lambda$  as well.  $\square$

Using the bounds in Lemma 3.2, it is easy to show that the boundary  $\partial \mathcal{S}_\lambda$  is indeed a  $P$  null set.

**Lemma 3.3.** If the likelihood ratios  $z^n$  are continuous random variables for all  $n \geq 1$ , the boundary  $\partial \mathcal{S}_\lambda$  of the optimal stopping region is a null set under  $P$ , i.e.,

$$H_{z,\theta}(\partial \mathcal{S}_\lambda) = 0 \quad \forall (z, \theta) \in E.$$

*Proof.* Lemma 3.3 can be shown by contradiction. Assume that  $H_{z,\theta}(\partial \mathcal{S}_\lambda) > 0$  for some  $(z, \theta)$ , i.e., assume that if  $(z^n, \theta_n) = (z, \theta)$ , then there is a nonzero probability that the test hits  $\partial \mathcal{S}_\lambda$  with the next update of the test statistic. Since all  $z^n$  are assumed to be continuous random variables, this implies that an interval  $[az^*, z^*]$ ,  $a < 1$ , exist on which

$$1 + \int \rho_\lambda dH_{z,\theta} = g_\lambda(z)$$

for all  $z \in [az^*, z^*]$ . However, by Lemma 3.2,

$$\begin{aligned} 1 + \int \rho_\lambda dH_{az^*,\theta} &\geq 1 + \int a \rho_\lambda \left( z_0 \frac{f_{0,\theta}}{f_\theta}, z_1 \frac{f_{1,\theta}}{f_\theta}, \xi_\theta \right) dF_\theta \\ &> a \left( 1 + \int \rho_\lambda \left( z_0 \frac{f_{0,\theta}}{f_{\theta^*}}, z_1 \frac{f_{1,\theta}}{f_\theta}, \xi_\theta \right) dF_\theta \right) \\ &= a \left( 1 + \int \rho_\lambda dH_{z^*,\theta} \right) \\ &= a g_\lambda(z^*) = g_\lambda(az^*), \end{aligned}$$

which contradicts the assumption.  $\square$

Lemma 3.3 implies that the optimal sequential test is non-randomized since the cost minimizing decision is almost surely unambiguous.

It is now possible to give expressions for the derivatives of  $\rho_\lambda$ .

**Theorem 3.1.** Let  $\rho'_{\lambda_i}$  denote the derivative of  $\rho_\lambda$  with respect to  $\lambda_i$ ,  $i = 0, 1$ . Further, define

$$\mathcal{S}_{\lambda_i} := \mathcal{S}_\lambda \cap \{\lambda_i z_i < \lambda_{1-i} z_{1-i}\}.$$

The two Fredholm integral equations of the second kind

$$r_{\lambda_i}(z, \theta) = z_i H_{z, \theta}^i(\mathcal{S}_{\lambda_i}) + \int_{\overline{\mathcal{S}}_{\lambda}} r_{\lambda_i} dH_{z, \theta}, \quad i = 0, 1, \quad (3.1)$$

have a unique solution  $r_{\lambda} = (r_{\lambda_0}, r_{\lambda_1})$  on  $\overline{\mathcal{S}}_{\lambda}$  and it holds that

$$\rho'_{\lambda_i}(z, \theta) = \begin{cases} z_i, & (z, \theta) \in \mathcal{S}_{\lambda_i} \\ r_{\lambda_i}(z, \theta), & (z, \theta) \in \overline{\mathcal{S}}_{\lambda} \\ 0, & (z, \theta) \in \mathcal{S}_{\lambda_{1-i}}. \end{cases}$$

A proof of Theorem 3.1 can be found in Appendix C.

Based on Theorem 3.1, the main result of this section can be shown, which is the connection between the cost coefficients  $\lambda$  and the error probabilities of the corresponding cost-minimizing sequential test.

**Theorem 3.2.** For  $\rho'_{\lambda_i}$ , as defined in Theorem 3.1, it is the case that

$$\rho'_{\lambda_i}(z, \theta) = z_i P_i[\phi_{\lambda, \tau}^* = 1 - i \mid z^0 = z, \theta_0 = \theta], \quad i = 0, 1$$

on  $E \setminus \partial \mathcal{S}_{\lambda}$  and in particular

$$\rho'_{\lambda_i}(1, 1, \theta_0) = \alpha_i(\phi_{\lambda}^*, \psi_{\lambda}^*).$$

See Appendix D for a proof of Theorem 3.2.

It is worth mentioning that  $(1, 1, \theta_0)$  is an element of  $\overline{\mathcal{S}}_{\lambda}$  for every meaningful choice of  $\lambda$  since otherwise the optimal strategy would be not to take any samples at all, but to decide on a hypothesis a priori, cf. Novikov (2009). Such a trivial strategy can indeed be cost minimizing, if  $\lambda$  is chosen sufficiently small. However, by only considering target error probabilities from the open unit interval, i.e.,  $\gamma_i \in (0, 1)$ , trivial tests are excluded from the set of possible solutions of the constrained problem.

Theorem 3.2 is central to this work since it directly connects the solution of the optimal stopping problem (2.4) to the error probabilities of the corresponding sequential test. Exploiting this connection is key to converting the sequential testing problem (2.1) into a linear program.

#### 4. Sequential Testing as a Linear Program

In this section we derive, based on the results in Sections 2 and 3, the linear form of the sequential hypothesis testing problem stated in (2.1).

Similar to the approach in Section 2, the first step to a linear program is to include the constraints in (2.1) in the cost function. However, the cost coefficients here are not chosen a priori, but are instead introduced by directly applying the machinery of Lagrangian duality to the problem.

The Lagrangian dual problem of (2.1) is given by

$$\max_{\lambda > 0} L_{\gamma}(\lambda), \quad (4.1)$$

where

$$\begin{aligned} L_{\gamma}(\lambda) &= \min_{\psi, \phi} \{E[\tau(\psi)] + \lambda_0(\alpha_0(\psi, \phi) - \gamma_0) + \lambda_1(\alpha_1(\psi, \phi) - \gamma_1)\} \\ &= \min_{\psi, \phi} \{E[\tau(\psi)] + \lambda_0\alpha_0(\psi, \phi) + \lambda_1\alpha_1(\psi, \phi)\} - \lambda_0\gamma_0 - \lambda_1\gamma_1 \\ &= \min_{\psi} V_{\lambda}(\psi) - \lambda_0\gamma_0 - \lambda_1\gamma_1 \\ &= V_{\lambda}(\psi^*) - \lambda_0\gamma_0 - \lambda_1\gamma_1 \\ &= \rho_{\lambda}(1, 1, \theta_0) - \lambda_0\gamma_0 - \lambda_1\gamma_1. \end{aligned}$$



$L_\gamma$  is concave in  $\lambda$  by construction. However, the equivalence between (4.1) and (2.1), i.e., the absence of a duality gap, is not obvious. It is therefore stated explicitly in the following theorem, which is mostly a corollary of the results stated in the previous sections.

**Theorem 4.1.** *Let  $\lambda_\gamma^*$  be the solution of (4.1). It then holds that*

$$(\psi_{\lambda_\gamma^*}^*, \phi_{\lambda_\gamma^*}^*) = (\psi_\gamma^*, \phi_\gamma^*) \quad \text{and} \quad L_\gamma(\lambda_\gamma^*) = E[\tau(\psi_\gamma^*)],$$

i.e., the solution of (4.1) coincides with the solution of (2.1).

See Appendix E for a proof.

By (4.1) and Theorem 4.1, the original problem (2.1) is equivalent to the maximization problem

$$\begin{aligned} \max_{\lambda > 0} \quad & \rho_\lambda(1, 1, \theta_0) - \lambda_0 \gamma_0 - \lambda_1 \gamma_1 \\ \text{s.t.} \quad & \rho_\lambda(z, \theta) = \min \left\{ g_\lambda(z), 1 + \int \rho_\lambda dH_{z, \theta} \right\}. \end{aligned} \quad (4.2)$$

The simple trick at this point is to relax the equality constraint to an inequality and add  $\rho_\lambda$  to the set of free variables. It yields the main Theorem of this work.

**Theorem 4.2.** *Let  $\mathcal{L}$  be the set of nonnegative  $H_{z, \theta}$  integrable functions on  $E$ . The problem*

$$\begin{aligned} \max_{\lambda > 0, \rho \in \mathcal{L}} \quad & \rho(1, 1, \theta_0) - \lambda_0 \gamma_0 - \lambda_1 \gamma_1 \\ \text{s.t.} \quad & \rho(z, \theta) \leq \min \left\{ \lambda_0 z_0, \lambda_1 z_1, 1 + \int \rho dH_{z, \theta} \right\} \quad \forall (z, \theta) \in E \end{aligned} \quad (4.3)$$

is equivalent to problem (2.1). More precisely,

$$E[\tau(\psi_\gamma^*)] = \rho^*(1, 1, \theta_0) - \lambda_0^* \gamma_0 - \lambda_1^* \gamma_1, \quad \psi_{\gamma, n}^* = \mathbf{1}_{\{g_{\lambda^*}(z^n) = \rho^*(z^n, \theta_n)\}} \quad \text{and} \quad \phi_{\gamma, n}^* = \mathbf{1}_{\{\lambda_0^* z_0^n \leq \lambda_1^* z_1^n\}},$$

where  $\lambda^*$  and  $\rho^*$  solve (4.3).

*Proof.* Qualitatively speaking, the validity of the relaxation in (4.3) follows from the fact that every  $\rho(z, \theta)$  is a nondecreasing function in  $\rho(B)$  for all  $B \in \mathcal{E}$ . Therefore, maximizing  $\rho$  at one point implies maximizing  $\rho$  over the entire state space.

To formalize this, let  $\rho^*$  be the solution of (4.2) and  $\tilde{\rho}$  be the solution of the corresponding relaxed problem (4.3). Since  $\rho^*$  is unique,  $\tilde{\rho} = \rho^*$  whenever  $\tilde{\rho}$  fulfills the relaxed constraint with equality. Hence, only the case when equality does not hold needs closer inspection. In this case, a function  $\tilde{\rho} + \Delta\rho$  with

$$\Delta\rho = \min \left\{ g_{\lambda^*}, 1 + \int \tilde{\rho} dH_{z, \theta} \right\} - \tilde{\rho} \geq 0$$

can be constructed, without changing  $\lambda^*$ , that still fulfills the inequality constraint, but dominates  $\tilde{\rho}$ . This procedure can be repeated to create a nondecreasing sequence of functions that converges to a solution of the non-relaxed problem (4.2). Since  $\tilde{\rho}$  is assumed to be optimal, this means that  $\tilde{\rho} \leq \rho^*$ , but  $\tilde{\rho}(1, 1, \theta_0) = \rho^*(1, 1, \theta_0)$ . For this to hold,  $\tilde{\rho}$  and  $\rho^*$  must differ only on a  $P$  null set. The associated stopping rules are hence equivalent in an almost sure sense.  $\square$

## 4.1. Discussion

Problem (4.3) can be written as a generic linear program by splitting the minimum-constraint into three linear inequality constraints. However, since it involves the optimization over a continuous function, it falls in the class of infinite-dimensional optimization problems. The solution methods for this kind of problem range from classic calculus of variations (Gelfand, 2003) to general numerical approaches (Schochetman, 2001; Devolder, 2010) and approaches customized for linear problems (Ito, 2009). However, a detailed analysis of infinite-dimensional optimization techniques is beyond the scope of this work. For the examples presented in Section 5, a straightforward discretization of the problem proved sufficient.

The result of the optimization are optimal cost coefficients  $\lambda^*$  and the corresponding cost functions  $g_{\lambda^*}$  and  $\rho_{\lambda^*}$ . The maximum value of the objective function, i.e.,  $\rho_{\lambda^*}(1, 1, \theta_0) - \lambda_0^* \gamma_0 - \lambda_1^* \gamma_1$ , corresponds to the expected number of samples of the test. The optimal stopping rule is to continue the test as long as  $\rho_{\lambda^*}(z^n, \theta_n) < g_{\lambda^*}(z^n)$  and to stop if  $\rho_{\lambda^*}(z^n, \theta_n) = g_{\lambda^*}(z^n)$ . Calculating the boundary  $\partial \mathcal{S}_{\lambda}$  explicitly is in general not necessary, but can be done to reduce the amount of storage and to compare the optimal test to constant threshold tests—see Section 5.

When solving problem (4.3) numerically, it can be the case that on some region  $B \subset E$  the inequality constraint is not fulfilled with equality, even though  $B$  is not a  $P$  null set. This effect is due to numerical inaccuracies and occurs when the coupling between  $\rho(1, 1, \theta_0)$  and  $\rho(B)$  is so weak that the contribution of  $B$  to  $\rho(1, 1, \theta_0)$  is smaller than the precision of the solver. As a result, the stopping region can exhibit some areas, where the cost for continuing is erroneously declared to be smaller than that for stopping. However, given a reasonable precise solver, these artifacts occur only in regions of the state space that are highly unlikely to ever be reached during a test and usually are a purely cosmetic problem. In any case, the procedure given in the proof of Theorem 4.2 can be used to construct a valid solution from the inaccurate one. Alternatively, a regularization term can be added to the maximization that explicitly enforces equality—see Appendix F for details.

An advantage of the LP design approach is that it does not require additional performance analysis. The expected run-length is already a result of the optimization and the required error probabilities are met exactly, in theory, or within the accuracy of the numerical solver, in practice. This is in contrast to many design techniques that are two-step procedures: First, a stopping rule or threshold is determined, based on upper bounds on the error probabilities. Second, the performance of a test using this stopping rule is analyzed. While such approaches work well in the i.i.d. case or the asymptotic case, where limiting distributions and large sample number approximations can be used, they become increasingly involved and inaccurate for the case of correlated observations or moderate target error probabilities. Hence, the design of sequential tests under such scenarios often relies on Monte Carlo simulations (Tartakovsky, 2003) or resampling methods (Sochman, 2005) to determine the true error probabilities.

The use of classic numerical optimization methods for the design of sequential tests is uncommon, perhaps because of the hidden nature of the linearity. The problem is indeed highly nonlinear in the obvious optimization parameters such as the stopping rule or the likelihood ratio thresholds. More widespread is the practice of evaluating the performance of a given stopping rule by solving the Fredholm equations (D.1) numerically (Tartakovsky, 2014). However, for the purpose of designing sequential tests, this approach has its limits since a reasonable estimate of the stopping region has to be known beforehand. While this is unproblematic in the i.i.d. case, constructing stopping regions by hand becomes extremely challenging for the case of correlated observations. The relative simplicity of the linear programming approach, in contrast, is achieved by avoiding a direct calculation of the stopping region all together. In this sense, it is remarkable that the boundary manifolds that solve the Fredholm integral equations in (D.1) can be obtained implicitly by solving (4.3), whereas performing an explicit optimization with respect to  $\partial \mathcal{S}$  is a formidable task.

## 5. Examples and Numerical Results

Three example problems are solved in this section to illustrate the proposed LP approach to sequential detection. The basic task in all of them is to test for a shift in the mean of a Gaussian random variable. The dependency structures, however, are chosen increasingly complex. A simple i.i.d. model is considered first, followed by an observable Markov chain with two states. Finally, the sequential testing problem for the Gaussian AR(1) process is solved. To the best of our knowledge, the optimal solutions for the two latter models have not been given in the literature before.

The sequential tests in this section are all designed to minimize the run-length under the null hypothesis. The main reason for this choice is that  $z_0 = 1$  for  $P = P_0$  so that the optimal test can be performed on  $z_1$  only. This significantly simplifies the plots and reduces the technical difficulties. In addition, minimizing the run-length under a particular hypotheses is a task often encountered in practical problems, like hazard or fault detection. For notational convenience  $z$  is used instead of  $z_1$ .

The only input to the linear program that is not chosen by the test designer is the family of measures  $H_{z,\theta}$ . In the following it is represented by a kernel function  $h(z', \theta'; z, \theta)$  satisfying

$$\int_B h(z', \theta'; z, \theta) dz' d\theta' = H_{z,\theta}(B) \quad \forall B \in \mathcal{E}.$$

Note that determining  $h$  is the only non-generic step in the test design and therefore the most likely source of errors.

In order to numerically solve problem (4.3) all continuous quantities are discretized, including the kernel of the integral transformation. This corresponds to solving the problem on a grid with a finite number,  $M$ , of points. The discretized problem in its generic form reads

$$\max_{\lambda \in \mathbb{R}_+^2, \rho \in \mathbb{R}_+^M} \rho_n - \lambda_0 \gamma_0 - \lambda_1 \gamma_1 \quad \text{s.t.} \quad \rho \leq \min \{ \lambda_0 z_0, \lambda_1 z_1, 1 + \rho H \}, \quad (5.1)$$

where  $\rho, z$  are row vectors of size  $M$  and  $H$  is a matrix of size  $M \times M$  that corresponds to the integral kernel. The index  $n$  is chosen such that  $\rho_n$  corresponds to  $\rho(1, 1, \theta_0)$ . For the problems presented here, this straightforward sampling approach is sufficiently accurate and computationally efficient.

For better numerical stability, however, it is highly recommendable to perform some kind of pre-warping or to use a nonlinear sampling function since the likelihood ratio values require different sampling granularities on different intervals. For our experiments, we used

$$t_\beta(z) = \frac{1}{1 + z^{-\beta}},$$

where  $t : \mathbb{R}_+ \rightarrow (0, 1]$  maps the positive reals onto the unit interval and  $\beta > 0$  can be chosen freely. This mapping can be interpreted as the concatenation of a logarithmic transform and a logistic transform.

The results in this section are presented in terms of log-likelihood ratio thresholds. Following the majority of the literature, the upper threshold is denoted  $A$  and the lower threshold  $B$ . In general, the optimal thresholds are functions of the past observations, i.e.,  $A = A(\theta)$  and  $B = B(\theta)$ . For the sake of a more compact notation, the cost function associated with continuing the test is denoted

$$d_\lambda(z, \theta) := 1 + \int \rho_\lambda dH_{z,\theta}.$$

The equivalent cost function for stopping the test is  $g_\lambda(z)$ .

As a reference for comparison with the optimal results, tests are used whose thresholds are calculated according to Wald's approximation, which is given by

$$A \approx \log \frac{\alpha_1}{1 - \alpha_0}, \quad B \approx \log \frac{\alpha_0}{1 - \alpha_1}. \quad (5.2)$$

These approximations are independent of the distributions underpinning the test and are most widely used in practice—irrespective of the fact that improvements have been suggested throughout the years (Page, 1954; Tallis, 1965). It is further shown in Wald (1948) that the approximations (5.2) are asymptotically optimal as  $\max\{\gamma_0, \gamma_1\} \rightarrow 0$ .

Finally, in this section the quantities marked with a tilde have been obtained by means of Monte Carlo simulations. In all of the experiments,  $10^5$  Monte Carlo runs of the respective sequential tests were performed.

### 5.1. Mean Shifted Gaussian IID

The classic problem of “testing that the mean of a normal distribution with known standard deviation falls short of a given value” (Wald, 1947) is a good example to introduce the LP approach to the design of sequential tests. It can equivalently be formulated as

$$\begin{aligned}\mathcal{H}_0 : X_n &\sim f_{\mathcal{N}}(x_n; 0, \sigma), \\ \mathcal{H}_1 : X_n &\sim f_{\mathcal{N}}(x_n; \mu, \sigma),\end{aligned}$$

where  $f_{\mathcal{N}}(\cdot; \mu, \sigma)$  denotes the Gaussian probability density function with mean  $\mu$  and standard deviation  $\sigma$ . All  $X_n$  are assumed to be i.i.d. under both hypotheses.

Since every observation is independent of the past,  $E_\theta = \emptyset$ . Under  $P = P_0$ , the log-likelihood ratio  $s = \log(z)$  follows a Gaussian distribution with  $\mu_s = -\mu^2/2\sigma^2$  and  $\sigma_s = \mu/\sigma$  such that the kernel  $h^0$  in terms of  $s$  is given by

$$h_{\text{iid}}^0(s', s; \mu, \sigma) = f_{\mathcal{N}}(s' - s; \mu_s, \sigma_s) = \frac{\sigma}{\sqrt{2\pi}\mu} \exp\left(-\frac{\sigma^2}{\mu^2}(s' - s) - \frac{1}{2}\right). \quad (5.3)$$

To obtain an expression in  $z$ , one can simply substitute  $s = \log(z)$  in (5.3). Alternatively, problem (4.3) can be formulated directly in terms of the log-likelihood ratio as

$$\begin{aligned}\max_{\lambda > 0, \rho > 0} \quad & \rho(0, 0, \theta_0) - \lambda_0 \gamma_0 - \lambda_1 \gamma_1 \\ \text{s.t.} \quad & \rho(s, \theta) \leq \min \left\{ \lambda_0 e^{s_0}, \lambda_1 e^{s_1}, 1 + \int \rho dH_{s, \theta} \right\}\end{aligned}$$

Expressions in  $t_\beta(z)$ , or any other bijectively transformed version of  $z$ , can be analogously stated.

For the experiments the parameters  $\mu = \sigma = 1$  and  $t_{0.5}(z)$  was sampled at 200 equally spaced points. The kernel matrix  $\mathbf{H}_{\text{iid}}^0$  is accordingly of dimensions  $200 \times 200$ . Problems of this size are solved within seconds by state-of-the-art LP solvers, which makes the algorithm very attractive for the design of sequential tests between two i.i.d. sequences.

From Table 1 and 2 it can be seen that the optimal sequential test can perform significantly better than the test using Wald’s approximations. In particular, in cases where large overshoots over the threshold can be expected, i.e., for large error probabilities, the average run-length is reduced by up to 25%. For smaller error probabilities the improvement is less pronounced, as was expected.

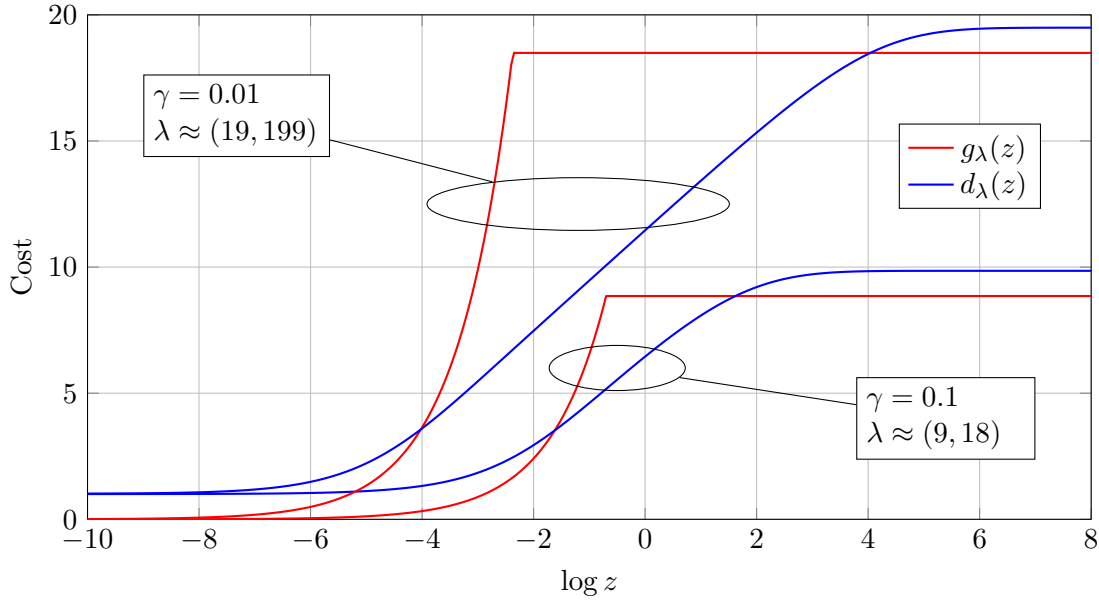
How the optimal thresholds can be obtained from the results of the LP problem is illustrated in Figure 1. Here the costs for stopping and continuing the test are plotted as functions of the likelihood ratio. The points of intersection correspond to the thresholds. It is noteworthy that even if the target error probabilities are chosen to be identical, the values of the optimal cost coefficients differ significantly. This difference can be explained as follows: Since the run-length is minimized under the null hypothesis, the likelihood ratio sequence admits a permanent drift towards the lower threshold. Choosing the latter closer to zero significantly reduces the run-length at the cost of an increased probability of second type errors. The probability

$\gamma_0/\gamma_1$	$A_{\text{opt}}/B_{\text{opt}}$	$\tilde{\alpha}_{0,\text{opt}}/\tilde{\alpha}_{1,\text{opt}}$	$\tilde{E}_0[\tau_{\text{opt}}]/\tilde{E}_1[\tau_{\text{opt}}]$	$E_0[\tau_{\text{opt}}]$
0.1	$\pm 1.62$	0.0995 / 0.0996	3.77 / 3.78	3.78
0.05	$\pm 2.36$	0.0505 / 0.0497	5.57 / 5.57	5.58
0.01	$\pm 4.03$	0.0097 / 0.0099	9.31 / 9.29	9.28
0.1 / 0.01	1.70 / -3.93	0.1012 / 0.0097	7.93 / 4.69	7.91

**Table 1.** Mean Shifted Gaussian IID: Optimal log-likelihood ratio thresholds  $A$ ,  $B$ , empirical error probabilities  $\tilde{\alpha}_i$ , and average and expected run-length  $\tau$  for target error probabilities  $\gamma$

$\gamma_0/\gamma_1$	$A_{\text{Wald}}/B_{\text{Wald}}$	$\tilde{\alpha}_{0,\text{Wald}}/\tilde{\alpha}_{1,\text{Wald}}$	$\tilde{E}_0[\tau_{\text{Wald}}]/\tilde{E}_1[\tau_{\text{Wald}}]$	efficiency
0.1	$\pm 2.20$	0.0572 / 0.0578	5.19 / 5.18	0.73
0.05	$\pm 2.94$	0.0286 / 0.0284	6.94 / 6.93	0.80
0.01	$\pm 4.60$	0.0056 / 0.0057	10.51 / 10.50	0.89
0.1 / 0.01	2.29 / -4.50	0.0562 / 0.0055	9.54 / 5.92	0.83

**Table 2.** Mean Shifted Gaussian IID: Log-likelihood ratio thresholds  $A$ ,  $B$ , empirical error probabilities  $\tilde{\alpha}_i$  and average run-length  $\tau$  for target error probabilities  $\gamma$  using Wald's approximations. The last column gives the relative loss in the average run-length compared to the optimal test, i.e.,  $\tilde{E}_0[\tau_{\text{opt}}]/\tilde{E}_0[\tau_{\text{Wald}}]$



**Figure 1.** Mean Shifted Gaussian IID: Cost functions for optimal tests with error probabilities  $\gamma = 0.1$  and  $\gamma = 0.01$ .

of first type errors, by contrast, is mainly determined by the upper threshold, which has very little influence on the run-length under  $P_0$ . Consequently, first type errors have to be penalized much higher than second type errors if both are supposed to occur with the same probability. This asymmetry highlights problems with approaches that assume the cost coefficients to be given a priori or simply assume both error types to be equally costly.

## 5.2. Observable Markov Chain

The above example can be complicated by assuming that the observed random sequence is governed by an observable Markov chain with state space  $E_\theta = \{1, 2\}$ . More precisely,

$$\begin{aligned}\mathcal{H}_0 : X_n &:= (Y_n, \Theta_n) \sim p_0(\theta_n) \cdot f_{\mathcal{N}}(y_n; 0, \sigma) \\ \mathcal{H}_1 : X_n &:= (Y_n, \Theta_n) \sim p_1(\theta_n | \theta_{n-1}) \cdot f_{\mathcal{N}}(y_n; \theta_n/2, \sigma),\end{aligned}$$

where  $p_i$  defines the (transition) probabilities of the states. In this model,  $Y_n$  and  $\Theta_n$  are independent Gaussian and Bernoulli random variables under the null hypothesis, while under the alternative hypothesis the distribution of  $Y_n$  depends on the current state  $\theta_n$ . The initial state is assumed to be  $\theta_0 = 1$ . Apparently,  $\theta_{n-1}$  is a sufficient statistic for the distribution of  $X_n$ , conditioned on the previous observations. The integral kernel under the null hypothesis can be shown to be a scaled and shifted version of (5.3), namely

$$h_{\text{MC}}^0(s', \theta', s, \theta; \sigma) = p_0(\theta') \cdot f_{\mathcal{N}}(s' - s; \mu_{\text{MC}}, \sigma_{\text{MC}}),$$

where

$$\mu_{\text{MC}} = \mu_{\text{MC}}(\theta', \theta) = -\frac{1}{8} \frac{\theta'^2}{\sigma^2} + \log \frac{p_1(\theta' | \theta)}{p_0(\theta')} \quad \text{and} \quad \sigma_{\text{MC}} = \sigma_{\text{MC}}(\theta') = \frac{1}{2} \frac{\theta'}{\sigma}.$$

For the numerical results  $\sigma = 1$  is assumed and the transition probabilities under  $\mathcal{H}_1$  are chosen symmetrically as  $p(\theta' | \theta) = 0.8$  for  $\theta' = \theta$  and  $p(\theta' | \theta) = 0.2$  for  $\theta' \neq \theta$ . Under  $\mathcal{H}_0$   $p_0(1) = p_0(2) = 0.5$  is used. Again,  $t_{0.5}(z)$  was sampled at 200 points. However, since  $\rho_\lambda$  is now defined on  $\mathbb{R}_+ \times \{1, 2\}$ , the stacked vector  $\boldsymbol{\rho} = (\boldsymbol{\rho}(z, 1), \boldsymbol{\rho}(z, 2))$  is of size 400 and the matrix  $\mathbf{H}_{\text{MC}}^0$  of size  $400 \times 400$ . The runtime of the solver is not significantly affected by this rise in complexity.

The results of the optimal test are given in Table 3 and Figure 2. The expected run-length and error probabilities of a test using Wald's approximations are shown in Table 4. The results do not differ much from the i.i.d. scenario in terms of the efficiency of Wald's test. The reduction in samples by using the optimal strategy is still between 25% and 10%. However, to achieve this reduction, the likelihood ratio alone is no longer a sufficient test statistic since different thresholds have to be used in different states—see Figure 2. In line with the asymptotic optimality of Wald's approximations, the difference between the thresholds in the two states reduces with decreasing error probabilities.

## 5.3. Gaussian AR(1) Process

The final example is the Gaussian AR(1) process. In Novikov (2009) it is shown that the optimal stopping strategy for this process is a function of the likelihood ratio and the current observation. However, to the best of our knowledge, the exact strategy has never been derived, let alone implemented.

The two hypotheses are given by

$$\begin{aligned}\mathcal{H}_0 : X_n &= a_0 X_{n-1} + \epsilon_n \\ \mathcal{H}_1 : X_n &= a_1 X_{n-1} + \epsilon_n,\end{aligned}$$

where  $(\epsilon_n)_{n \geq 1}$  is a sequence of i.i.d. zero mean Gaussian random variables with standard deviation  $\sigma$ . Since knowledge of  $x_{n-1}$  is sufficient to describe the conditional distribution of  $X_n$ ,  $\theta_{n-1} = x_{n-1}$  is chosen. The log-likelihood ratio increment  $\Delta s_n$  of the single observation  $x_n$  is given by

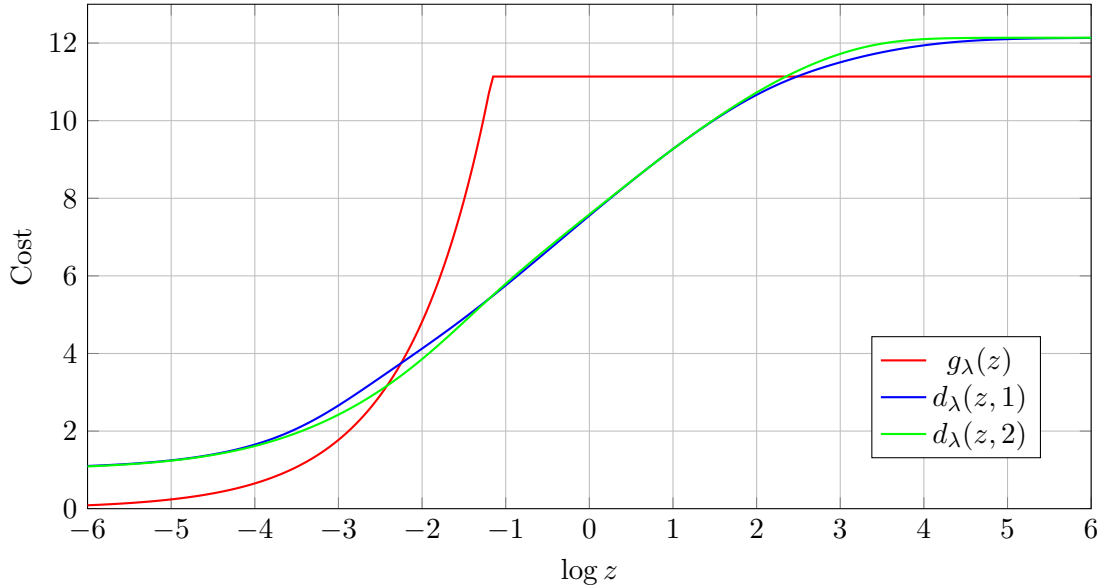
$$\Delta s_n = \frac{(a_1 - a_0)x_{n-1}}{\sigma^2} x_n - \frac{(a_1^2 - a_0^2)x_{n-1}^2}{2\sigma^2}.$$

$\gamma_0/\gamma_1$	$A_{\text{opt}}/B_{\text{opt}}(\theta = 1)$ $A_{\text{opt}}/B_{\text{opt}}(\theta = 2)$	$\tilde{\alpha}_{0,\text{opt}}/\tilde{\alpha}_{1,\text{opt}}$	$\tilde{E}_0[\tau_{\text{opt}}]/\tilde{E}_1[\tau_{\text{opt}}]$	$E_0[\tau_{\text{opt}}]$
0.1	1.76 / -1.47 1.63 / -1.64	0.0996 / 0.1005	3.54 / 4.17	3.54
0.05	2.48 / -2.25 2.35 / -2.42	0.0496 / 0.0494	5.19 / 6.05	5.22
0.01	4.13 / -3.90 4.00 / -4.07	0.0097 / 0.0099	8.69 / 9.85	8.7
0.1 / 0.01	1.85 / -3.80 1.71 / -3.97	0.0988 / 0.0096	7.45 / 5.13	7.42

**Table 3.** Observable Markov Chain: Optimal log-likelihood ratio thresholds  $A(\theta)$ ,  $B(\theta)$ , empirical error probabilities  $\tilde{\alpha}_i$ , and average and expected run-length  $\tau$  for target error probabilities  $\gamma$

$\gamma_0/\gamma_1$	$A_{\text{Wald}}/B_{\text{Wald}}$	$\tilde{\alpha}_{0,\text{Wald}}/\tilde{\alpha}_{1,\text{Wald}}$	$\tilde{E}_0[\tau_{\text{Wald}}]/\tilde{E}_1[\tau_{\text{Wald}}]$	efficiency
0.1	$\pm 2.20$	0.0640 / 0.058	4.84 / 5.51	0.73
0.05	$\pm 2.94$	0.0300 / 0.0269	6.94 / 7.35	0.80
0.01	$\pm 4.60$	0.0056 / 0.0055	9.90 / 11.00	0.88
0.1 / 0.01	2.29 / -4.50	0.0596 / 0.0051	9.00 / 6.25	0.83

**Table 4.** Observable Markov Chain: Log-likelihood ratio thresholds  $A$ ,  $B$ , empirical error probabilities  $\tilde{\alpha}_i$ , and average run-length  $\tau$  for target error probabilities  $\gamma$  using Wald's approximations. The last column gives the relative loss in the average run-length compared to the optimal test, i.e.,  $\tilde{E}_0[\tau_{\text{opt}}]/\tilde{E}_0[\tau_{\text{Wald}}]$



**Figure 2.** Observable Markov Chain: State dependent cost functions for an optimal test with error probabilities  $\gamma = 0.05$ .

The joint distribution of  $(S_n, \Theta_n)$ , given  $(s_{n-1}, \theta_{n-1})$ , is nonzero only on the one-dimensional manifold

$$x_n = \frac{\sigma^2}{x_{n-1}} \frac{s_n - s_{n-1}}{a_1 - a_0} + \frac{x_{n-1}}{2} (a_1 + a_0). \quad (5.4)$$

$\gamma_0/\gamma_1$	$\tilde{\alpha}_{0,\text{opt}}/\tilde{\alpha}_{1,\text{opt}}$	$\tilde{E}_0[\tau_{\text{opt}}]/\tilde{E}_1[\tau_{\text{opt}}]$	$E_0[\tau_{\text{opt}}]$
0.1	0.0980 / 0.1006	5.69 / 5.86	5.64
0.05	0.0509 / 0.0477	7.46 / 6.98	7.48
0.01	0.0095 / 0.0103	11.25 / 9.06	11.24
0.1 / 0.01	0.0986 / 0.0098	9.95 / 6.8278	9.93

**Table 5.** Gaussian AR(1) process: Empirical error probabilities  $\tilde{\alpha}_i$  and average and expected run-length  $\tau$  for target error probabilities  $\gamma$

$\gamma_0/\gamma_1$	$A_{\text{Wald}}/B_{\text{Wald}}$	$\tilde{\alpha}_{0,\text{Wald}}/\tilde{\alpha}_{1,\text{Wald}}$	$\tilde{E}_0[\tau_{\text{Wald}}]/\tilde{E}_1[\tau_{\text{Wald}}]$	efficiency
0.1	$\pm 2.20$	0.0410 / 0.0535	7.73 / 6.54	0.74
0.05	$\pm 2.94$	0.0171 / 0.0253	9.45 / 7.51	0.79
0.01	$\pm 4.60$	0.0027 / 0.0049	12.98 / 8.97	0.87
0.1 / 0.01	2.29 / -4.50	0.0366 / 0.0050	12.33 / 7.0522	0.81

**Table 6.** Gaussian AR(1) process: Log-likelihood ratio thresholds  $A$ ,  $B$ , empirical error probabilities  $\tilde{\alpha}_i$ , and average run-length  $\tau$  for target error probabilities  $\gamma$  using Wald’s approximations. The last column gives the relative loss in the average run-length compared to the optimal test, i.e.,  $\tilde{E}_0[\tau_{\text{opt}}]/\tilde{E}_0[\tau_{\text{Wald}}]$

Let the set of  $x_n$  that satisfy (5.4) be denoted  $\mathcal{X}(s_n, s_{n-1}, x_{n-1}) \subset \mathbb{R}$ . Using this notation, the integral kernel under  $\mathcal{H}_i$ ,  $i = 0, 1$  is

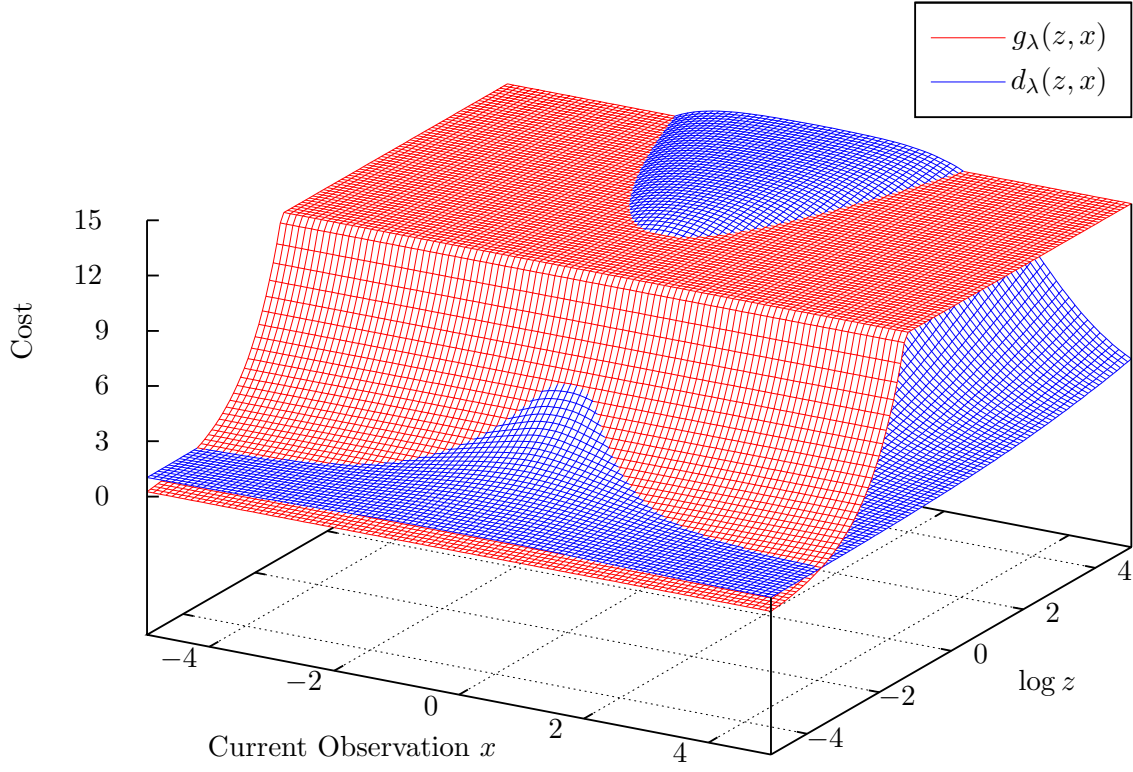
$$h_{\text{AR1}}^i(s', \theta', s, \theta; a_0, a_1, \sigma) = \begin{cases} f_{\mathcal{N}}(\theta'; a_i \theta, \sigma), & \theta' \in \mathcal{X}(s', s, \theta) \\ 0, & \text{otherwise.} \end{cases}$$

For the experiment,  $\sigma = 1$ ,  $a_0 = 0$  and  $a_1 = 1$  are chosen, which corresponds to testing between an AR(1) process and Gaussian noise. In contrast to the previous examples, there now are two continuous quantities to discretize. Again, 200 sampling points are used for each, i.e., the log-likelihood ratio and the current observation  $x_n$ . Consequently, the vector  $\boldsymbol{\rho}$  is of size  $4 \cdot 10^4$  and  $\boldsymbol{H}_{\text{AR1}}$  of size  $4 \cdot 10^4 \times 4 \cdot 10^4$ . Problems of this size can still be handled by state of the art hard- and software, especially since  $\boldsymbol{H}_{\text{AR1}}$  is exceedingly sparse, but the limitations of the proposed method start to show. For more complex dependency structures, more advanced solution methods have to be used.

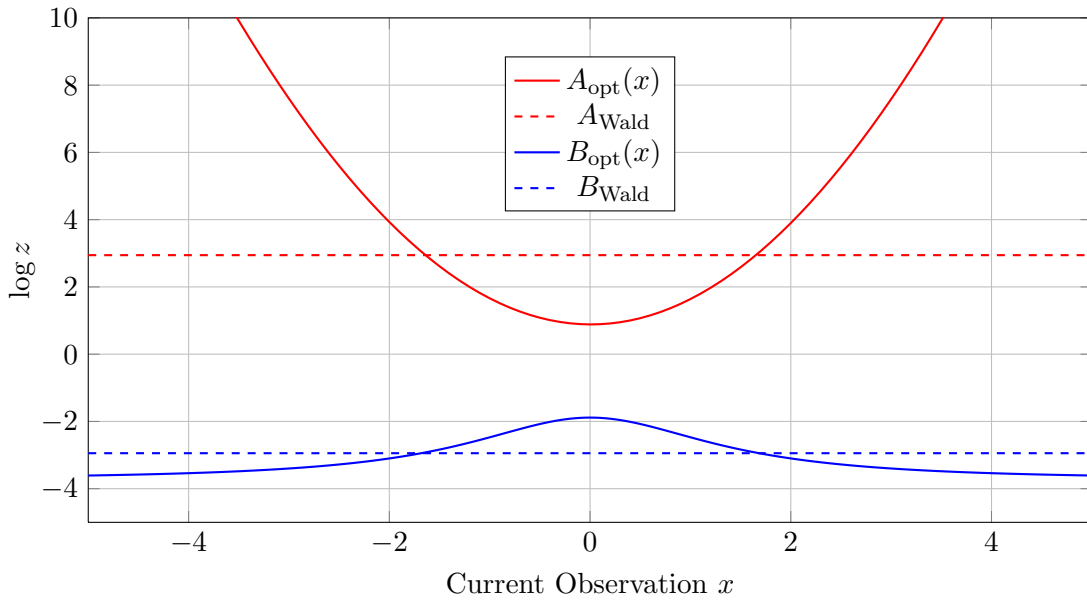
The average run-length and the error probabilities of the optimal test and the one using Wald’s approximations are given in Tables 5 and 6. A segment of the cost functions for  $\gamma = 0.05$  is depicted in Figure 3. The intersection of the two surfaces corresponds to the thresholds of the test. In Figure 4, the latter is shown together with the approximated constant ones. Interestingly, the optimal thresholds are not uniformly tighter than the approximations. Instead, the additional degree of freedom is used to loosen the thresholds for observations that are very unlikely under  $P_0$  and tighten them in the critical region around the origin. Evidently, this strategy is more efficient than uniformly tightening the thresholds. Another noteworthy fact is that in contrast to the lower threshold, the upper threshold is far from being constant. This does not contradict the asymptotic optimality of the constant threshold test. It does, however, indicate that there is no longer a stopping strategy that concurrently minimizes the run-lengths under both hypotheses, as is the case for i.i.d. observations (Wald, 1948; Siegmund, 1985). Minimizing the run-length under  $\mathcal{H}_1$  yields a mirrored version of the thresholds in Figure 4, with the lower threshold following the parabolic shape and vice versa.

A nice property of the optimal thresholds shown here is that they are relatively easy to approximate by polynomials or rational functions. In practice, a few coefficients can therefore be sufficient to implement





**Figure 3.** Gaussian AR(1) process: Segment of the cost functions for an optimal test with error probabilities  $\gamma = 0.05$ .



**Figure 4.** Gaussian AR(1) process: Optimal and approximated log-likelihood ratio thresholds as functions of the current observation  $x_n$  for target error probabilities  $\gamma = 0.05$ .

a nearly optimal strategy that combines the ease of the constant threshold test with the efficiency of the optimal one.

In addition to the results given in Table 5, an optimal test for the AR(1) model was designed with  $\gamma = (0.0410, 0.0535)$ , which are the (empirical) error probabilities of the Wald test with target error probabilities  $\gamma = 0.1$ . The idea is to compare the strictly optimal test to the optimal constant threshold test. The expected run-length of the optimal test is 7.45, compared to 7.73 for the test with constant thresholds. This corresponds to a reduction of about 3.6%. Whether this improvement is worth the increased complexity surely depends on the actual application. However, calculating the optimal constant thresholds is a non-trivial problem in itself so that the effort might as well be invested in solving the problem exactly.

## A. Proof of Theorem 2.1

Theorem 2.1 is a corollary of fundamental results in optimal stopping theory and variations of it have been proved repeatedly in the literature (Shiryaev, 1978; Novikov, 2009). The proof presented here does not differ significantly, but is included for the sake of completeness and to introduce concepts and notations that are used throughout the paper.

Under the usual assumption that decisions are not allowed to depend on future observations, the minimal cost  $V^*$  of a stopping problem is given by the limit

$$V^* = \lim_{N \rightarrow \infty} V_{0,N},$$

where for each  $N \geq 1$  the sequence  $(V_{n,N})_{n \geq 0}$  is recursively defined by

$$V_{n,N} = \min \{c_{n,N}, E[V_{n+1,N} | \mathcal{F}_n]\}$$

with basis  $V_{N,N} = c_{N,N}$ —see Shiryaev (1978); Peskir (2006); Poor (2009). Here  $N$  denotes the finite time horizon of the truncated stopping rule<sup>1</sup>,  $c_{n,N}$  the cost for stopping at time  $n$  given horizon  $N$ , and  $V_{n,N}$  the cost for stopping at the optimal time instant between  $n$  and  $N$ .

For the sequential detection problem,  $c_{n,N}$  is obtained from (2.4) and is given by

$$c_{n,N} = n + g_\lambda(z^n)$$

for all  $N \geq 1$ . Assuming that the optimal cost function is of the form  $V_{n,N} = n + \rho_\lambda^{n,N}(z^n, \theta_n)$  for some  $n < N$ , it can be shown, via induction, that

$$\begin{aligned} V_{n-1,N} &= \min \left\{ (n-1) + g_\lambda(z^{n-1}), E[V_{n,N} | \mathcal{F}_{n-1}] \right\} \\ &= \min \left\{ (n-1) + g_\lambda(z^{n-1}), n + E[\rho_\lambda^{n,N}(z^n, \theta_n) | \mathcal{F}_{n-1}] \right\} \\ &= (n-1) + \min \left\{ g_\lambda(z^{n-1}), 1 + E[\rho_\lambda^{n,N}(z^n, \theta_n) | \mathcal{F}_{n-1}] \right\} \\ &= (n-1) + \rho_\lambda^{n-1,N}(z^{n-1}, \theta_{n-1}), \end{aligned}$$

where

$$E[\rho_\lambda^{n,N}(z^n, \theta_n) | \mathcal{F}_{n-1}] = \int \rho_\lambda^{n,N} \left( z_0^{n-1} \frac{f_{0,\theta_{n-1}}}{f_{\theta_{n-1}}}, z_1^{n-1} \frac{f_{1,\theta_{n-1}}}{f_{\theta_{n-1}}}, \xi_{\theta_{n-1}} \right) dF_{\theta_{n-1}}$$

is a function of  $z^{n-1}$  and  $\theta_{n-1}$ . The induction basis is given by  $V_{N,N} = c_{N,N} = N + g_\lambda(z^N)$  so that  $\rho_\lambda^{N,N} = g_\lambda$ . Hence, the minimum cost of the  $N$ -truncated test is  $V_{0,N} = \rho_\lambda^{0,N}(z^0, \theta_0) = \rho_\lambda^{0,N}(1, 1, \theta_0)$  for all  $N \geq 1$ .

---

<sup>1</sup>A stopping rule is said to be truncated, if it is guaranteed to stop after at most  $N$  time instances, i.e., if an integer  $N \geq 1$  exists such that  $P(\tau \leq N) = 1$ .

To determine the limit  $\rho_\lambda^n = \lim_{N \rightarrow \infty} \rho_\lambda^{n,N}$ , note that  $\rho_\lambda^{n,N}$  is obtained from  $\rho_\lambda^{n+1,N}$  by applying the transformation

$$T\{\rho(z, \theta)\} = \min \left\{ g_\lambda, 1 + \int \rho \left( z_0 \frac{f_{0,\theta}}{f_\theta}, z_1 \frac{f_{1,\theta}}{f_\theta}, \xi_\theta \right) dF_\theta \right\}, \quad (\text{A.1})$$

which is monotonic in  $\rho$ . Since  $\rho_\lambda^{N,N} = g_\lambda$ , independent of  $N$ ,  $\rho_\lambda^{n,N}$  can be expressed as

$$\rho_\lambda^{n,N} = T^{N-n} \{g_\lambda\},$$

where  $T^n$  denotes an  $n$ -times repeated application of  $T$ . The transition to the non-truncated case yields

$$\lim_{N \rightarrow \infty} \rho_\lambda^{n,N} = \lim_{N \rightarrow \infty} T^{N-n} \{g_\lambda\} = \lim_{N \rightarrow \infty} T^N \{g_\lambda\} =: \rho_\lambda$$

for all  $n \in \mathbb{N}$ . To show that  $\lim_{N \rightarrow \infty} T^N \{g_\lambda\}$  exists and is unique, it suffices to show that  $T^n \{g_\lambda\} \geq 0$  for all  $n \geq 1$  and that the sequence  $T^n \{g_\lambda\}$  is monotonically nonincreasing (Rudin, 1987; Novikov, 2009). The fact that  $T^n \{g_\lambda\} \geq 0$  follows directly from  $g_\lambda \geq 0$  and the definition of  $T$ . The monotonic property can again be established by induction. Assume that  $T^n \{g_\lambda\} \leq T^{n-1} \{g_\lambda\}$ . By monotonicity of  $T$  it then holds that

$$T^n \{g_\lambda\} = T \{T^{n-1} \{g_\lambda\}\} \leq T \{T^n \{g_\lambda\}\} = T^{n+1} \{g_\lambda\}.$$

The induction basis  $T \{g_\lambda\} \leq g_\lambda$  holds trivially since  $T \{\rho\} \leq g_\lambda$  by definition. The fixed-point solution of

$$\rho = T\{\rho\}$$

yields (2.4). This concludes the proof.

## B. Proof of Lemma 3.1

Uniform convergence of monotonic sequences often follows immediately from Dini's theorem (Rudin, 1987). In this case, however, neither is the state space  $E$  compact, nor is  $\rho_\lambda$  necessarily continuous in  $\theta$ . Nevertheless, uniform convergence can still be shown via a detour over almost uniform convergence.

Define the measure

$$H^*(B) = \sup_{(z,\theta) \in E} H_{z,\theta}(B), \quad B \in \mathcal{E}.$$

By Theorem 2.1,  $(\rho_\lambda^n)_{n \geq 0}$  converges pointwise on  $E$  and hence  $H^*$  almost everywhere. Egorov's theorem (Beals, 2010) states that this implies almost uniform convergence with respect to  $H^*$ , i.e., for every  $\varepsilon > 0$ , there exists a set  $B_\varepsilon \in \mathcal{E}$  such that  $H^*(B_\varepsilon) < \varepsilon$  and  $(\rho_\lambda^n)_{n \geq 0}$  converges uniformly on  $E \setminus B_\varepsilon$ . In the following it is shown that for  $\rho_\lambda$  almost uniform convergence implies uniform convergence.

Since  $(\rho_\lambda^n)_{n \geq 0}$  is monotonically nonincreasing,  $\rho_\lambda^n$  can be written as  $\rho_\lambda^n = \rho_\lambda + \Delta \rho_\lambda^n$  for every  $n \geq 0$ , where  $(\Delta \rho_\lambda^n)_{n \geq 0}$  is a nonincreasing sequence of nonnegative functions. To guarantee uniform convergence it suffices to show that  $\lim_{n \rightarrow \infty} \sup_{(z,\theta) \in E} \Delta \rho_\lambda^n = 0$ . By definition of  $\rho_\lambda^n$  it holds that

$$\begin{aligned} \sup_{(z,\theta) \in E} \Delta \rho_\lambda^n &= \sup_{(z,\theta) \in E} \left\{ \min \left\{ g_\lambda(z), 1 + \int \rho_\lambda^{n-1} dH_{z,\theta} \right\} - \rho_\lambda(z, \theta) \right\} \\ &\leq \sup_{(z,\theta) \in E} \left\{ \min \left\{ g_\lambda(z), 1 + \int \rho_\lambda dH_{z,\theta} \right\} - \rho_\lambda + \int \Delta \rho_\lambda^{n-1} dH_{z,\theta} \right\} \\ &= \sup_{(z,\theta) \in E} \left\{ \int \Delta \rho_\lambda^{n-1} dH_{z,\theta} \right\}. \end{aligned}$$

With  $B_\varepsilon$  defined as above, it further follows that

$$\begin{aligned}
\sup_{(z,\theta) \in E} \Delta \rho_\lambda^n &\leq \sup_{(z,\theta) \in E} \left\{ \int \Delta \rho_\lambda^{n-1} dH_{z,\theta} \right\} \\
&\leq \int_{E \setminus B_\varepsilon} \sup_{(z,\theta) \in E \setminus B_\varepsilon} \Delta \rho_\lambda^{n-1} dH^* + \int_{B_\varepsilon} \sup_{(z,\theta) \in B_\varepsilon} \Delta \rho_\lambda^{n-1} dH^* \\
&< \sup_{(z,\theta) \in E \setminus B_\varepsilon} \Delta \rho_\lambda^{n-1} + \varepsilon \sup_{(z,\theta) \in E} \Delta \rho_\lambda^{n-1}.
\end{aligned}$$

Since  $\lim_{n \rightarrow \infty} \sup_{(z,\theta) \in E \setminus B_\varepsilon} \Delta \rho_\lambda^n = 0$ , the sequence  $(\sup_{(z,\theta) \in E} \Delta \rho_\lambda^n)_{n \geq 0}$  converges to zero for every  $\varepsilon < 1$ , given that  $\sup_{(z,\theta) \in E} \Delta \rho_\lambda^n$  is bounded for some  $n$ . The latter is guaranteed by the pointwise convergence of  $\rho_\lambda^n$  on  $E$ .

### C. Proof of Theorem 3.1

The proof of Theorem 3.1 is given in two parts. First, it is assumed that  $\rho_\lambda$  is differentiable almost everywhere and, in particular, allows for interchanging the order of integration and differentiation. In the second part, these assumptions are refined and justified.

Assuming differentiability, taking the derivative with respect to  $\lambda_i$  on both sides of (2.6) yields

$$\rho'_{\lambda_i}(z, \theta) = \begin{cases} g'_{\lambda_i}(z), & \text{for } (z, \theta) \in \mathcal{S}_\lambda \\ \frac{\partial}{\partial \lambda_i} \int \rho_\lambda dH_{z,\theta}, & \text{for } (z, \theta) \in \bar{\mathcal{S}}_\lambda. \end{cases}$$

On  $\partial \mathcal{S}_\lambda$  the derivative is not defined. Assuming, for now, that

$$\frac{\partial}{\partial \lambda_i} \int \rho_\lambda dH_{z,\theta} = \int \rho'_{\lambda_i} dH_{z,\theta} \tag{C.1}$$

it follows that

$$\begin{aligned}
\rho'_{\lambda_i}(z, \theta) &= g'_{\lambda_i}(z) \mathbf{1}_{\mathcal{S}_\lambda} + \left( \int \rho'_{\lambda_i} dH_{z,\theta} \right) \mathbf{1}_{\bar{\mathcal{S}}_\lambda} \\
&= g'_{\lambda_i}(z) \mathbf{1}_{\mathcal{S}_\lambda} + \left( \int_{\mathcal{S}_\lambda} g'_{\lambda_i} dH_{z,\theta} + \int_{\bar{\mathcal{S}}_\lambda} \rho'_{\lambda_i} dH_{z,\theta} \right) \mathbf{1}_{\bar{\mathcal{S}}_\lambda}.
\end{aligned} \tag{C.2}$$

On  $\mathcal{S}_\lambda$  the derivative of  $g_\lambda$  exists everywhere, except on  $\{z_0 \lambda_0 = z_1 \lambda_1\}$ , which is a null set by Assumption 3, so that

$$g'_{\lambda_i} = z_i \mathbf{1}_{\mathcal{S}_{\lambda_i}}.$$

Substituted into (C.2) yields

$$\begin{aligned}
\rho'_{\lambda_i}(z, \theta) &= z_i \mathbf{1}_{\mathcal{S}_{\lambda_i}} + \left( \int_{\left\{ \left( z_0 \frac{f_{0,\theta}}{f_\theta}, z_1 \frac{f_{1,\theta}}{f_\theta}, \xi_\theta \right) \in \mathcal{S}_{\lambda_i} \right\}} z_i \frac{f_{i,\theta}}{f_\theta} dF_\theta + \int_{\bar{\mathcal{S}}_\lambda} \rho'_{\lambda_i} dH_{z,\theta} \right) \mathbf{1}_{\bar{\mathcal{S}}_\lambda} \\
&= z_i \mathbf{1}_{\mathcal{S}_{\lambda_i}} + \left( z_i \int_{\left\{ \left( z_0 \frac{f_{0,\theta}}{f_\theta}, z_1 \frac{f_{1,\theta}}{f_\theta}, \xi_\theta \right) \in \mathcal{S}_{\lambda_i} \right\}} dF_{i,\theta} + \int_{\bar{\mathcal{S}}_\lambda} \rho'_{\lambda_i} dH_{z,\theta} \right) \mathbf{1}_{\bar{\mathcal{S}}_\lambda} \\
&= z_i \mathbf{1}_{\mathcal{S}_{\lambda_i}} + \left( z_i H_{z,\theta}^i(\mathcal{S}_{\lambda_i}) + \int_{\bar{\mathcal{S}}_\lambda} \rho'_{\lambda_i} dH_{z,\theta} \right) \mathbf{1}_{\bar{\mathcal{S}}_\lambda},
\end{aligned} \tag{C.3}$$

which is the statement in Theorem 3.1.

At this point, it still needs to be shown that  $\rho_\lambda$  is differentiable on  $\bar{\mathcal{S}}$ , that the order of integration and differentiation in (C.1) can indeed be interchanged and that the integrals in (C.3) have a unique solution.

First, the question of differentiation under the integral is addressed. By the derivative lemma (Bauer, 2001), (C.1) holds, if

1.  $\rho_\lambda$  is  $H_{z,\theta}$  integrable for all  $(z, \theta) \in E$  (already shown)
2.  $\rho_\lambda$  is differentiable almost everywhere
3. an  $H_{z,\theta}$  integrable function  $\bar{r}$  that is independent of  $\lambda$  exists with  $\bar{r} \geq |\rho'_{\lambda_i}|$ .

Properties 2 and 3 can again be shown by induction. Consider the three sequences of functions  $(R_\lambda^n)_{n \geq 0}$  and  $(r_{\lambda_i}^n)_{n \geq 0}$ ,  $i = 0, 1$ , with  $R_\lambda^n : E \rightarrow \mathbb{R}_+$  recursively defined by

$$R_\lambda^n = g_\lambda(z) \mathbf{1}_{\mathcal{S}_\lambda} + \left( \int R_\lambda^{n-1} dH_{z,\theta} \right) \mathbf{1}_{\bar{\mathcal{S}}_\lambda}$$

and  $r_{\lambda_i}^n : \bar{\mathcal{S}}_\lambda \rightarrow \mathbb{R}_+$  by

$$r_{\lambda_i}^n(z, \theta) = z_i H_{z,\theta}^i(\mathcal{S}_{\lambda_i}) + \int_{\bar{\mathcal{S}}_\lambda} r_{\lambda_i}^{n-1} dH_{z,\theta}.$$

The induction bases are given by  $R_\lambda^0 = g_\lambda$  and  $r_{\lambda_i}^0 = z_i$ , respectively. Following the same line of arguments as in the proofs of Theorem 2.1 and Lemma 3.1, it can be shown that  $(R_\lambda^n)_{n \geq 0}$  converges monotonically and uniformly to a unique, nonnegative function  $R_\lambda$ . Analogously,  $(r_{\lambda_i}^n)_{n \geq 0}$  converges monotonically and uniformly to the nonnegative function  $r_{\lambda_i}$ . From the uniqueness of  $\rho_\lambda$  and  $R_\lambda$ , it further follows that  $R_\lambda = \rho_\lambda$ .

Now, assume that  $R_\lambda^n$  fulfills the differentiation lemma and that  $r_{\lambda_i}^n(z, \theta)$  is its derivative with respect to  $\lambda_i$  on  $\bar{\mathcal{S}}_\lambda$ . It then holds that on  $\bar{\mathcal{S}}_\lambda$ ,

$$\frac{\partial}{\partial \lambda_i} R_\lambda^{n+1} = \int \frac{\partial}{\partial \lambda_i} R_\lambda^n dH_{z,\theta} = z_i H_{z,\theta}^i(\mathcal{S}_{\lambda_i}) + \int_{\bar{\mathcal{S}}_\lambda} r_{\lambda_i}^n dH_{z,\theta} = r_{\lambda_i}^{n+1},$$

meaning that  $\frac{\partial}{\partial \lambda_i} R_\lambda^{n+1}$  is well defined on  $\bar{\mathcal{S}}_\lambda$  and is upper bounded by  $\bar{r} = r_{\lambda_i}^0 = z_i$ . Consequently,  $R_\lambda^{n+1}$  again fulfills the differentiation lemma. The fact that on  $\bar{\mathcal{S}}_\lambda$   $\frac{\partial}{\partial \lambda_i} R_\lambda^0 = \frac{\partial}{\partial \lambda_i} g_\lambda = z_i = r_{\lambda_i}^0$  completes the induction.

In summary: The sequence  $(R_\lambda^n)_{n \geq 0}$  converges uniformly to  $\rho_\lambda$  on  $E$ . The sequences of derivatives  $(r_{\lambda_i}^n)_{n \geq 0}$  converge uniformly to  $r_{\lambda_i}$  on  $\bar{\mathcal{S}}_\lambda$ . From this it follows (Rudin, 1987) that  $\rho_\lambda$  is differentiable on  $\bar{\mathcal{S}}_\lambda$  with  $\rho'_{\lambda_i} = r_{\lambda_i} \leq \bar{r}_i = z_i$ , which justifies the use of the derivative lemma in (C.1).

## D. Proof of Theorem 3.2

The error probabilities  $\alpha_i$  are given by

$$\alpha_i = P_i[\phi_\tau = 1 - i] = P_i[\phi_\tau = 1 - i \mid z^0 = 1, \theta^0 = \theta_0].$$

Since the underpinning Markov process is time homogeneous and the optimal stopping rule time invariant, it further holds that for all  $n, m \geq 0$

$$P_i[\phi_\tau = 1 - i \mid z^n = z, \theta^n = \theta, \tau \geq n] = P_i[\phi_\tau = 1 - i \mid z^m = z, \theta^m = \theta, \tau \geq m].$$

It is therefore possible to define the function

$$\alpha_i(z, \theta) = P_i[\phi_\tau = 1 - i \mid z^n = z, \theta^n = \theta, \tau \geq n],$$

which is independent of  $n$ . From the Chapman-Kolmogorov backward equations (Peskir, 2006) and the definition of  $H_{z,\theta}^i$  in (2.7) it follows that

$$\alpha_i(z, \theta) = \int \alpha_i dH_{z,\theta}^i.$$

For  $\psi = \psi_\lambda^*$  the stopping region is given by  $\mathcal{S}_\lambda$ . Choosing  $\phi = \phi_\lambda^*$  further yields

$$\alpha_i^n(\mathcal{S}_{\lambda_i}) = 1 \quad \text{and} \quad \alpha_i^n(\mathcal{S}_{\lambda_{1-i}}) = 0$$

for all  $n \geq 0$ . Hence,

$$\alpha_i(z, \theta) = H_{z,\theta}^i(\mathcal{S}_{\lambda_i}) + \int_{\overline{\mathcal{S}}_\lambda} \alpha_i dH_{z,\theta}^i \quad (\text{D.1})$$

on  $\overline{\mathcal{S}}_\lambda$ . These are the well established Fredholm integral equations describing the error probabilities of time homogeneous sequential tests (Feller, 1971; Tartakovsky, 2014). Note the difference in the integration measure compared to (3.1). Using the same techniques as before, it can be shown that (D.1) has unique, positive solutions on  $\overline{\mathcal{S}}_\lambda$ . What is left to show is that these solutions coincide with  $\rho'_{\lambda_i}/z_i$ .

From Theorem 3.1 it is clear that on  $\mathcal{S}_{\lambda_i}$

$$\frac{\rho'_{\lambda_i}}{z_i} = \frac{z_i}{z_i} = 1 = \alpha_i$$

and on  $\mathcal{S}_{\lambda_{1-i}}$

$$\frac{\rho'_{\lambda_i}}{z_i} = 0 = \alpha_i.$$

On  $\overline{\mathcal{S}}_\lambda$  it needs to be shown that  $\rho'_{\lambda_i}/z_i$  solves (D.1), i.e.,

$$\begin{aligned} \frac{\rho'_{\lambda_i}(z, \theta)}{z_i} &= H_{z,\theta}^i(\mathcal{S}_{\lambda_i}) + \int_{\overline{\mathcal{S}}_\lambda} \frac{\rho'_{\lambda_i}\left(z_0 \frac{f_{0,\theta}}{f_\theta}, z_1 \frac{f_{1,\theta}}{f_\theta}, \xi_\theta\right)}{z_i \frac{f_{i,\theta}}{f_\theta}} dF_\theta^i \\ \frac{\rho'_{\lambda_i}(z, \theta)}{z_i} &= H_{z,\theta}^i(\mathcal{S}_{\lambda_i}) + \frac{1}{z_i} \int_{\overline{\mathcal{S}}_\lambda} \rho'_{\lambda_i}\left(z_0 \frac{f_{0,\theta}}{f_\theta}, z_1 \frac{f_{1,\theta}}{f_\theta}, \xi_\theta\right) dF_\theta \\ \rho'_{\lambda_i}(z, \theta) &= z_i H_{z,\theta}^i(\mathcal{S}_{\lambda_i}) + \int_{\overline{\mathcal{S}}_\lambda} \rho'_{\lambda_i} dH_{z,\theta}, \end{aligned}$$

which is true by Theorem 3.1.

## E. Proof of Theorem 4.1

Assuming that  $L_\gamma$  attains its maximum for some finite and positive  $\lambda_\gamma^*$ , and that its derivatives in this point exist, it holds that

$$\frac{\partial}{\partial \lambda_i} L_\gamma(\lambda) \Big|_{\lambda=\lambda_\gamma^*} = 0, \quad i = 0, 1.$$

By Theorems 3.1 and 3.2

$$\begin{aligned} \frac{\partial}{\partial \lambda_i} L_\gamma(\lambda) &= \frac{\partial}{\partial \lambda_i} \rho_\lambda(1, 1, \theta_0) - \frac{\partial}{\partial \lambda_i} (\lambda_0 \gamma_0 + \lambda_1 \gamma_1) \\ &= \rho'_{\lambda_i}(1, 1, \theta_0) - \gamma_i \\ &= \alpha_i(\phi_\lambda^*, \psi_\lambda^*) - \gamma_i \end{aligned} \quad (\text{E.1})$$

so that for  $\lambda = \lambda_\gamma^*$

$$\alpha_i(\phi_{\lambda_\gamma^*}^*, \psi_{\lambda_\gamma^*}^*) = \gamma_i.$$

The test therefore meets the target error probabilities exactly and is of minimum expected run-length by definition of  $\rho_\lambda$ . The dual objective accordingly is

$$\begin{aligned} L_\gamma(\lambda_\gamma^*) &= \rho_{\lambda_\gamma^*}(1, 1, \theta_0) - \lambda_{\gamma,0}^* \gamma_0 - \lambda_{\gamma,1}^* \gamma_1 \\ &= V_{\lambda_\gamma^*}(\psi_{\lambda_\gamma^*}^*) - \lambda_{\gamma,0}^* \gamma_0 - \lambda_{\gamma,1}^* \gamma_1 \\ &= E[\tau(\psi_{\lambda_\gamma^*}^*)] + \lambda_{\gamma,0}^* \alpha_0(\phi_{\lambda_\gamma^*}^*, \psi_{\lambda_\gamma^*}^*) + \lambda_{\gamma,1}^* \alpha_1(\phi_{\lambda_\gamma^*}^*, \psi_{\lambda_\gamma^*}^*) - \lambda_{\gamma,0}^* \gamma_0 - \lambda_{\gamma,1}^* \gamma_1 \\ &= E[\tau(\psi_{\lambda_\gamma^*}^*)] = E[\tau(\psi_\gamma^*)]. \end{aligned}$$

Finally, it needs to be shown that  $\lambda_\gamma^*$  is indeed positive and finite. First, let some  $\lambda_{\gamma,i}^* = 0$ . This implies  $\rho_\lambda = 0$ , which corresponds to a trivial test—see the remark at the end Section 3. Since in this case  $\alpha_i = 1$ , it follows from (E.1) that

$$\frac{\partial}{\partial \lambda_{\gamma,i}^*} L_\gamma(\lambda_{\gamma,i}^*) = 1 - \gamma_i > 0,$$

which contradicts the assumption that  $\lambda_\gamma^*$  maximizes  $L_\gamma$ . Second, increasing some  $\lambda_i$  indefinitely leads to a test with  $\alpha_i \rightarrow 0$  so that

$$\lim_{\lambda_i \rightarrow \infty} \frac{\partial}{\partial \lambda_i} L_\gamma(\lambda) = 0 - \gamma_i < 0.$$

Therefore,  $L_\gamma(\lambda)$  is decreasing in the limit and, in turn,  $\lambda_\gamma^*$  is bounded.

## F. Enforcing Equality in the Constraint of the Relaxed Linear Program

If numerical problems arise in the solution of (4.3), such that the inequality constraint is not fulfilled with equality, a regularization term can be added to the objective function, namely,

$$\begin{aligned} \max_{\lambda > 0, \rho \in \mathcal{L}} \quad & \rho(1, 1, \theta_0) - \lambda_0 \gamma_0 - \lambda_1 \gamma_1 + c \int \rho \, d\eta \\ \text{s.t.} \quad & \rho(z, \theta) \leq \min \left\{ \lambda_0 z_0, \lambda_1 z_1, 1 + \int \rho \, dH_{z,\theta} \right\} \quad \forall (z, \theta) \in E, \end{aligned} \tag{F.1}$$

where  $\eta$  is some strictly increasing measure on  $(E, \mathcal{E})$  and  $c$  is a small positive constant. In (F.1)  $\rho$  is explicitly maximized over the entire state space, whereas in (4.3) this maximization resulted indirectly from maximizing  $\rho(1, 1, \theta_0)$ . Note that this regularization of the original problem is by no means the only way to combat numerical artifacts and is not essential to this work. Nevertheless, it is straightforward and yields good results in practice.

Since  $\rho$  is increasing in  $\lambda$ ,  $c$  has to be chosen small enough such that the problem is still bounded. To guarantee this, the additional integral term can be upper bounded by

$$\int \rho \, d\eta < \int g \, d\eta < \lambda_0 \int z_0 \, d\eta + \lambda_1 \int z_1 \, d\eta = \lambda_0 + \lambda_1,$$

where, without loss of generality, it is assumed that  $\eta$  has been chosen such that

$$\int z_i \, d\eta = 1, \quad i = 0, 1$$

The regularized objective function in (F.1) is then bounded by

$$\rho(1, 1, \theta_0) - \lambda_0(\gamma_0 - c) - \lambda_1(\gamma_1 - c).$$

Consequently, choosing  $c < \min\{\gamma_0, \gamma_1\}$  guarantees boundedness. Furthermore, this shows that the regularized problem corresponds to the original problem with smaller target error probabilities, which means that the solution, even though not strictly optimal anymore, still satisfies the original error requirements.

For the discretized problem, the additional integral term can be replaced by a weighted sum of all elements of the vector  $\boldsymbol{\rho}$  and the above considerations can be used to determine the constant  $c$  so that the solution of the regularized problem is sufficiently close to the original one.

## ACKNOWLEDGEMENTS

The authors would like to thank the anonymous reviewer and the editors for their time and effort.

This work was performed within the LOEWE Priority Program Cocoon ([www.cocoon.tu-darmstadt.de](http://www.cocoon.tu-darmstadt.de)) supported by the LOEWE research initiative of the state of Hesse/Germany.

## REFERENCES

- Basseville M., Espiau B. and J. Gasnier (1981). Edge Detection Using Sequential Methods for Change in Level—Part I: A Sequential Edge Detection Algorithm, *IEEE Transactions on Acoustics, Speech and Signal Processing* 29: 24–31.
- Bauer, H. (2001). *Measure and Integration Theory*, Berlin: De Gruyter.
- Beals, R. (2010). *Analysis: An Introduction*, Cambridge: Cambridge University Press.
- Bellman, R. (1954). The Theory of Dynamic Programming, *Bulletin of the American Mathematical Society* 60: 503–515.
- Buonaguidi, B. and Muliere, P. (2013). Sequential Testing Problems for Levy Processes, *Sequential Analysis* 32: 47–70.
- Chow, Y. S. and Robbins, H. (1963). On Optimal Stopping Rules, *Zeitschrift für Wahrscheinlichkeitstheorie und verwandte Gebiete* 2: 33–49.
- Chow, Y. S., Robbins H. and Siegmund D. (1971). *Great Expectations: The Theory of Optimal Stopping*, Boston: Houghton Mifflin Harcourt.
- Denardo, E. V. and Rothblum, U. G. (1979). Optimal Stopping, Exponential Utility, and Linear Programming, *Mathematical Programming* 16: 228–244.
- Devolder O., Glineur F., and Nesterov Y. (2010). Solving Infinite-Dimensional Optimization Problems by Polynomial Approximation, in *Recent Advances in Optimization and Its Applications in Engineering*, M. Diehl, F. Glineur, E. Jarlebring, and W. Michiels, eds., pp. 31–40, Berlin: Springer.
- Feller, W. (1971). *An Introduction to Probability Theory and Its Applications—Vol. II*, New York: Wiley.
- Gelfand, I. M. and Fomin, S. V. (2003). *Calculus of Variations*, New York: Dover.
- Helmes, K. (2002). Numerical Methods for Optimal Stopping Using Linear and Non-Linear Programming, *Stochastic Theory and Control* 280: 185–203, Berlin: Springer.
- Ito, S., Wu, S.-Y., Shiu, T.-J., and Teo, K. L. (2009). A Numerical Approach to Infinite-Dimensional Linear Programming in  $L_1$  Spaces, *Journal of Industrial and Management Optimization* 6: 15–28.
- Kallenberg, O. (1997). *Foundations of Modern Probability*, New York: Springer.
- Kress, R. (1999). Linear Integral Equations, second edition, *Applied Mathematical Sciences*, vol. 82, J. E. Marsden, L. Sirovich, eds., New York: Springer.
- Lai, T. L. and Siegmund, D. (1977). A Nonlinear Renewal Theory with Applications to Sequential Analysis I, *Annals of Statistics* 5: 946–954.
- Lai, T. L. (2009). Martingales in Sequential Analysis and Time Series, 1945–1985, *Electronic Journal for History of Probability and Statistics* 5.
- Manne, A. S. (1960). Linear Programming and Sequential Decisions, *Management Science* 6: 259–267.



- Marcus, M. and Swerling, P. (1962). Sequential Detection in Radar With Multiple Resolution Elements, *IRE Transactions on Information Theory* 8: 237–245.
- Mukhopadhyay, N. and de Silva, B. M. (2002) *Sequential Methods and Their Applications*, Boca Raton: Chapman and Hall/CRC.
- Novikov, A. (2009). Optimal Sequential Tests for Two Simple Hypotheses, *Sequential Analysis* 28: 188–217.
- Page, E. S. (1954). An Improvement to Wald’s Approximation for Some Properties of Sequential Tests, *Journal of the Royal Statistical Society, Series B* 16: 136–139.
- Peskir, G. and Shiryaev, A. (2006). *Optimal Stopping and Free-Boundary Problems*, Lectures in Mathematics ETH Zürich, Basel: Birkhäuser.
- Poor, H. V. and Hadjiladis, O. (2009). *Quickest Detection*, Cambridge: Cambridge University Press.
- Rudin, W. (1987). *Real and Complex Analysis*, third edition, New York: McGraw-Hill.
- Röhl, S. (2001). *Ein linearer Programmierungsansatz zur Lösung von Stopp- und Steuerungsproblemen*, PhD-thesis, Wirtschaftswissenschaftliche Fakultät an der Humboldt-Universität zu Berlin.
- Schochetman, I. E. and Smith, R. L. (2001). A Finite Algorithm for Solving Infinite Dimensional Optimization Problems, *Annals of Operations Research* 101: 119–142.
- Sellke, T. and Siegmund, D. (1983). Sequential Analysis of the Proportional Hazards Model, *Biometrika* 70: 315–326.
- Shiryaev, A. (1978). *Optimal Stopping Rules*, New York: Springer.
- Siegmund, D. (1985). *Sequential Analysis*, New York: Springer.
- Sochman, J. and Matas, J. (2005). WaldBoost—Learning for Time Constrained Sequential Detection, in *Proceedings of the IEEE Computer Society Conference on Computer Vision and Pattern Recognition*, C. Schmid, S. Soatto, and C. Tomasi, eds., pp. 150–156., Los Alamitos: IEEE Computer Society.
- Tallis, G. M. and Vagholkar, M. K. (1965). Formulae to Improve Wald’s Approximation for Some Properties of Sequential Tests, *Journal of Royal Statistical Society, Series B* 27: 74–81.
- Tartakovsky, A. G., Li, X. R., and Yaralov, G. (2003). Sequential Detection of Targets in Multichannel Systems, *IEEE Transactions on Information Theory* 49: 425–445.
- Tartakovsky, A., Nikiforov, I., and Basseville, M. (2014). *Sequential Analysis: Hypothesis Testing and Changepoint Detection*, Boca Raton: Chapman and Hall/CRC.
- Wald, A. (1947). *Sequential Analysis*, first edition, New York: Wiley.
- Wald, A. and Wolfowitz, J. (1948). Optimum Character of the Sequential Probability Ratio Test, *Annals of Mathematical Statistics* 19: 326–339.