

Study of dynamical charge fluctuations in the hadronic medium

Bhanu Sharma and Madan M. Aggarwal
Panjab University, Chandigarh 160014, India

Nihar Ranjan Sahoo
Texas A&M University, College Station, Texas 77843, USA

Tapan K. Nayak
Variable Energy Cyclotron Centre, Kolkata 700064, India
(Dated: April 18, 2021/ Revised version: 3.0)

The dynamical charge fluctuations have been studied in ultra-relativistic heavy-ion collisions by using hadronic model simulations, such as UrQMD and HIJING. The evolution of fluctuations has been calculated at different time steps during the collision as well as different observation window in pseudorapidity ($\Delta\eta$). The final state effects on the fluctuations have been investigated by varying $\Delta\eta$ and the time steps with the aim of obtaining an optimum observation window for capturing maximum fluctuations. It is found that $\Delta\eta$ between 2.0 and 3.5 gives the best coverage for the fluctuations studies. The results of these model calculations for Au+Au collisions at $\sqrt{s_{NN}} = 7.7$ to 200 GeV and for Pb+Pb collisions at 2.76 TeV are presented and compared with available experimental data from the Relativistic Heavy Ion Collider (RHIC) and the Large Hadron Collider (LHC).

PACS numbers: 25.75.-q, 25.75.Gz, 25.75.Nq, 12.38.Mh

I. INTRODUCTION

The primary goal of heavy-ion collisions at ultra-relativistic energies is to explore the signatures of the de-confined state of matter, the Quark-Gluon-Plasma (QGP). Dedicated experiments at the RHIC at Brookhaven National Laboratory (BNL) and the LHC at CERN have been setup for studying the QGP matter at the high temperatures (T) and low baryon chemical potentials (μ_B). Several signatures for studying the phase transition from hadronic matter to QGP have been proposed and as well as studied in dedicated experiments at BNL and CERN for the last few decades. Event-by-event fluctuations of conserved charges in limited phase space have been widely accepted as one of the most tantalizing signals of the QGP formation and also for the search of the QCD Critical Point [1–7]. With their large coverage, the STAR experiment at RHIC [8] and the ALICE at LHC [9] are ideally suited for the detailed study of the QGP matter on an event-by-event basis. The dynamical charge fluctuations have been reported by these experiments [10–15]. Recent results from ALICE have shown significant reduction in the ratio of charge fluctuations per entropy at the LHC energy [12], confirming to the QGP formation in heavy-ion collisions.

Event-by-event fluctuations of conserved quantities such as net electric charge and net baryon number act as distinct signals for the transition from hadronic (confined) phase to QGP (de-confined) phase. The amount of charge fluctuations is proportional to the squares of the charges present in

the system, which depend on the state from which the charges originate. The system passing through a QGP phase has quarks as the charge carriers whereas for a hadron gas (HG) the charge carriers are the charged hadrons. Thus the charge fluctuations in case of QGP with fractional charges should be significantly lower than the HG where the charges are integral. Due to the differences in degrees of freedom of the two phases, QGP and HG, the magnitude of the charge fluctuations are very different. It is estimated that for the QGP, charge fluctuations are much smaller than the HG [3, 6]. Here the question arises whether these primordial fluctuations, either from a QGP or from a HG survive during the course of the evolution of the system [16–19]. The fluctuations observed at the freeze-out depend crucially on the equation of state of the system and final state effects. Non-equilibrium studies at the early partonic stage show that large charge fluctuations survive if it is accompanied by a large temperature fluctuations at freeze-out [20]. In reality, the measurement of charge fluctuations depends on the observation window, which is to be properly chosen so that majority of the fluctuations are captured without being affected by the conservation limits [17–19].

We have studied the event-by-event dynamical net-charge fluctuations originating from the purely hadronic state using UrQMD [21, 22] and HIJING [23] event generators at different times during the evolution of hadronic interaction. The dynamical charge fluctuations have been estimated at different time steps, and by varying the pseudo-rapidity window ($\Delta\eta$) of the measurement. The main focus

is to understand the effect of final state effects which diffuse the charge fluctuations at different time and $\Delta\eta$ window. Assuming hadronization and freeze-out occur roughly at 5 fm/c and 30 fm/c, respectively, we have calculated the fluctuations of the system at 5 fm/c, 30 fm/c, and at a much latter time of 100 fm/c, where all possible interactions must seize.

This paper is organized as follows. The measure of dynamical charge fluctuations in heavy-ion-collisions are discussed in Section-II. In Section-III, we present particle multiplicity distributions at $\Delta\eta = 1$, for different time steps for central Au+Au collisions at $\sqrt{s_{\text{NN}}} = 200$ GeV, using UrQMD. The measure of dynamical charge fluctuations at different time steps and $\Delta\eta$ window are discussed in Section-IV. The results of the calculations from hadronic models are presented in Section-V, along with the experimental data from STAR and ALICE. The paper is summarized in Section-VI.

II. NET-CHARGE FLUCTUATIONS

The Net-charge and the total charge of a system are denoted in terms of $Q = N_+ - N_-$ and $N_{\text{ch}} = N_+ + N_-$, where N_+ and N_- are the multiplicities of positive and negative charged particles, respectively. The net-charge fluctuations can be expressed in terms of its ratio to entropy in order to take the volume term into account. Thus, one of the observables for net-charge fluctuations is [3]:

$$D = 4 \frac{\langle \delta Q^2 \rangle}{N_{\text{ch}}}, \quad (1)$$

where δQ^2 is the variance of the net-charge. The value of D has been estimated by theoretical models for a QGP and a HG by taking various final state effects into account [3–6, 17, 18, 24–26]. Early estimations had put the value of D to be approximately 4 times smaller for a QGP compared to a HG. For a HG, resonance decays including those of neutral particles introduce additional correlation between charged particles, which reduces the value of D [17, 18]. Present understandings put the value of D to be 1 – 1.5 for a QGP and 2.8 for a HG. In all cases, the signal gets diffused from hadronization time to freeze-out because of the final state interactions which need to be taken into account [17, 18].

Net-charge fluctuations, measured in terms of D , have contributions from statistical as well as dynamical origin. It is a rather difficult task to estimate the dynamical component from the total fluctuations. A novel method of estimation of the dynamical fluctuations has been proposed, which takes into account the correlation strengths between ++, -- and +- charged particle pairs [27]. The difference between the relative number of positive (N_+) and negative

(N_-) charged particles can be expressed in terms of its second moment as,

$$\nu_{+-} = \left\langle \left(\frac{N_+}{\langle N_+ \rangle} - \frac{N_-}{\langle N_- \rangle} \right)^2 \right\rangle. \quad (2)$$

Here, the notation “ $\langle \rangle$ ” denotes average over the ensemble of events. Assuming independent particle production mechanism, the value of ν_{+-} in the Poisson limit can be expressed as,

$$\nu_{+-,\text{stat}} = \frac{1}{\langle N_+ \rangle} + \frac{1}{\langle N_- \rangle}. \quad (3)$$

The dynamical component is then evaluated as a difference between the two measured fluctuations, expressed as,

$$\nu_{+-,\text{dyn}} = \nu_{+-} - \nu_{+-,\text{stat}}. \quad (4)$$

This can be expanded as,

$$\begin{aligned} \nu_{+-,\text{dyn}} = \frac{\langle N_+(N_+ - 1) \rangle}{\langle N_+ \rangle^2} + \frac{\langle N_-(N_- - 1) \rangle}{\langle N_- \rangle^2} \\ - 2 \frac{\langle N_- N_+ \rangle}{\langle N_+ \rangle \langle N_- \rangle}. \end{aligned} \quad (5)$$

A stronger correlation between +- pairs compared to ++ and -- pairs yields a negative value of $\nu_{+-,\text{dyn}}$.

It can be seen that the $\nu_{+-,\text{dyn}}$ is related to the net-charge fluctuations, D by,

$$\langle N_{\text{ch}} \rangle \nu_{+-,\text{dyn}} = D - 4. \quad (6)$$

By determining $\nu_{+-,\text{dyn}}$ in the experiments, one can have access to net-charge fluctuations.

The magnitude of net charge fluctuations is limited by global conservation of charged particles [27]. Considering the effect of global charge conservation, the dynamical fluctuations need to be corrected by a factor of $\nu_{+-,\text{dyn}} = -4/\langle N_{4\pi} \rangle$, where $\langle N_{4\pi} \rangle$ is the average of total number of charged particles produced over full phase space. The corrected value of $\nu_{+-,\text{dyn}}$ after considering the global charge conservation and finite acceptance is

$$\nu_{+-,\text{dyn}}^{\text{corr}} = \nu_{+-,\text{dyn}} + \frac{4}{N_{4\pi}}. \quad (7)$$

The modified value of the net-charge fluctuations turns out to be:

$$D = \langle N_{\text{ch}} \rangle \nu_{+-,\text{dyn}}^{\text{corr}} + 4. \quad (8)$$

In the rest of the article we will evaluate $\langle N_{\text{ch}} \rangle \nu_{+-,\text{dyn}}^{\text{corr}}$ and D for different center-of-mass energies.

III. MULTIPLICITY DISTRIBUTIONS AT DIFFERENT TIME STEPS

In order to understand the evolution of multiplicity distributions of different particle species at different time steps, we have used UrQMD model simulations for Au+Au collisions corresponding to RHIC energies. The UrQMD model simulates the microscopic transport of covariant propagation of quarks and di-quarks with hadronic degrees of freedom. The formation of hadrons is introduced by the color string fragmentation. Various resonances and their decay along with re-scattering among hadrons have been incorporated during the evolution [22]. This model helps to explore the evolution of conserved charge fluctuations and their distribution at different time steps in the hadronic medium.

In the present study, the UrQMD model has been used to simulate Au+Au collisions at various collision energies. The event-by-event distributions of different charged particle and anti-particle species are estimated at time 5 fm/c, 30 fm/c and 100 fm/c after the collision. Multiplicity distributions within $|\eta| < 1.0$ and transverse momentum range of $0.2 < p_T < 5.0$ GeV/c are presented in Fig. 1 for central (0 – 5% centrality) Au+Au collisions at $\sqrt{s_{NN}} = 200$ GeV. Multiplicity distributions of charged particles (N_+ and N_-), pions (π^+ and π^-), kaons (K^+ and K^-), and protons (p and \bar{p}) are shown for the three time steps. The distributions shift to the right as the system evolve with time in going from 5 fm/c to 30 fm/c and 100 fm/c. The shifts for the N_+ and N_- , pions and kaons are quite appreciable, whereas protons and anti-protons are less affected. The multiplicity distributions of pions and kaons mainly contribute the change in total positive and negative charged multiplicity distribution. The shift of the kaon multiplicity distributions after 5 fm/c could occur because the kaon production from meson-meson and baryon-meson interactions, as implemented in UrQMD model, dominate during this time. Additional change at higher multiplicity may be due to rescattering and resonance decays in a given phase space. Because of their higher masses, the distributions for protons and anti-protons compared to those of the pions and kaons, are less affected during the evolution of the system. The proton number is expected to diffuse more slowly because of re-scattering [5]. This change of multiplicity distributions is maximum in larger pseudo-rapidity window.

Due to the final state effects, the change of the shape of multiplicity distributions may affect various event-by-event observables. The fluctuations of multiplicity distributions diffuse at different time scales in heavy-ion-collisions, in the rapidity space. Hence, it is expected that different fluctuations measures

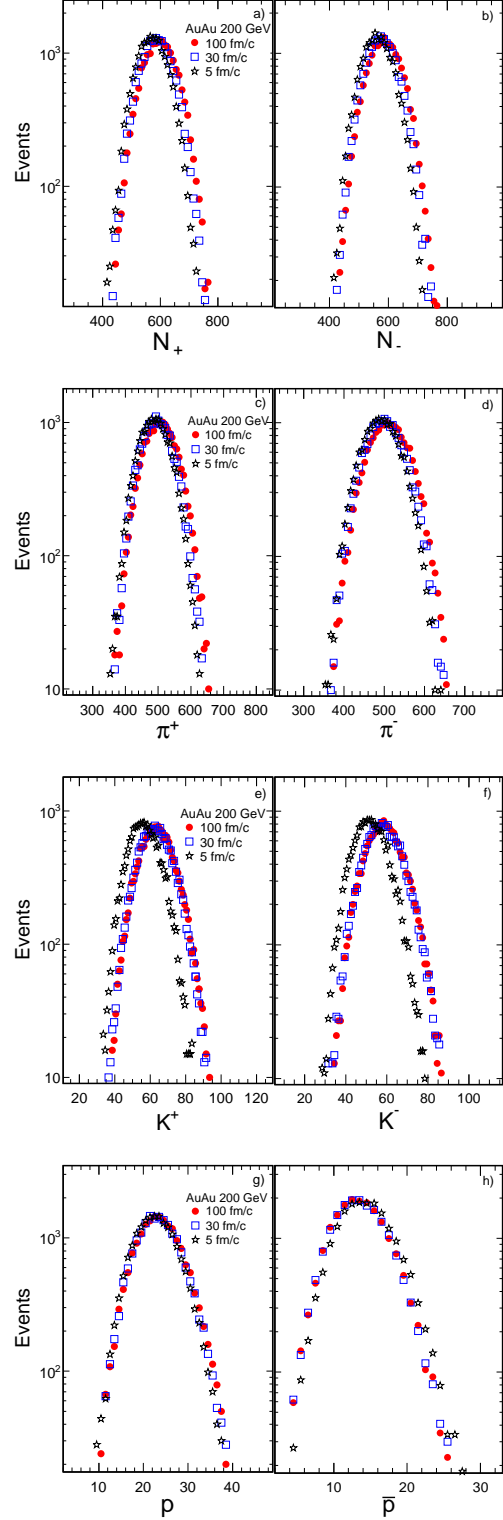


FIG. 1: (Color online) Multiplicity distributions for Au+Au collisions at $\sqrt{s_{NN}} = 200$ GeV within $|\eta| < 0.5$ and $0.2 < p_T < 5.0$ GeV/c at different time steps 5 fm/c, 30 fm/c, and 100 fm/c for (a) positive and negative charged particles, (b) π^+ and π^- , (c) K^+ and K^- , and (d) p and \bar{p}

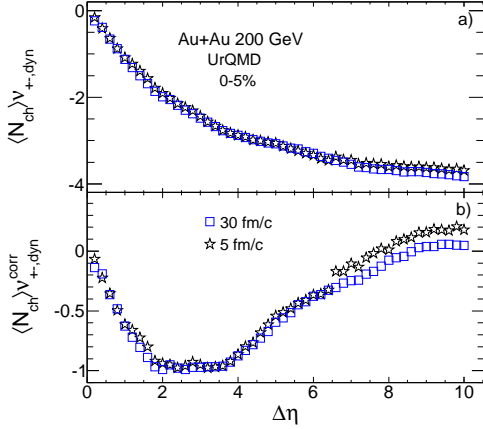


FIG. 2: (Color online) The values of $\langle N_{\text{ch}} \rangle \nu_{+-,\text{dyn}}$ (upper panel) and $\langle N_{\text{ch}} \rangle \nu_{+-,\text{dyn}}^{\text{corr}}$ (lower panel), plotted as functions of $\Delta\eta$ window using UrQMD model at two different time steps for central (0-5%) Au+Au collisions at $\sqrt{s_{\text{NN}}} = 200$ GeV.

may be affected differently with the time evolution in a given phase space. In the next sections, we present the dynamical charge fluctuations measures at different time steps for Au+Au collisions at 200 GeV using UrQMD model.

IV. FLUCTUATIONS AS A FUNCTION OF $\Delta\eta$

The evolutions of $\nu_{+-,\text{dyn}}^{\text{corr}}$ are studied by using UrQMD by varying different $\Delta\eta$ windows for different time steps. The main goal of this exercise is to understand the evolution of fluctuations through purely hadronic medium as well as to find an optimum coverage where most of the fluctuations can be measured. This information helps to understand the evolution of fluctuations through purely hadronic medium, as charge fluctuations are supposed to be diffused with the increase in $\Delta\eta$ window. Total charge of a system is conserved leading to vanishing net-charge fluctuations for full coverage. At the same time studying fluctuations in a very small $\Delta\eta$ window may not be ideal for capturing most of the initial fluctuations. An optimum coverage is to be obtained by taking these into account.

To obtain the optimum value of fluctuations, taking all effects into account, we have considered $\Delta\eta$ range from 0.2 to 10.0. The fluctuations are calculated for central (0-5%) collisions. To avoid the dependence on the central bin width, the value of $\nu_{+-,\text{dyn}}$ is determined using unit bin method. In this method, value of $\nu_{+-,\text{dyn}}(m)$ for each multiplic-

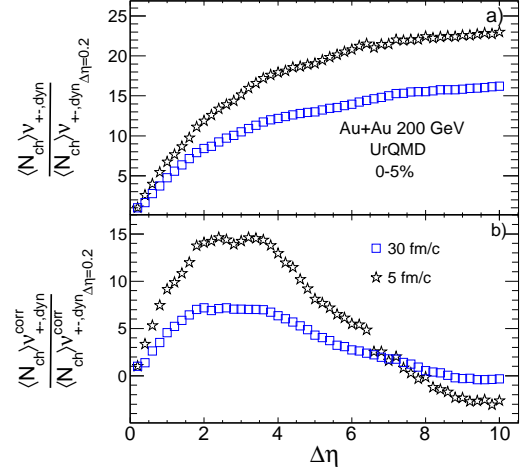


FIG. 3: (Color online) The ratios of $\langle N_{\text{ch}} \rangle \nu_{+-,\text{dyn}}$ (upper panel) and $\langle N_{\text{ch}} \rangle \nu_{+-,\text{dyn}}^{\text{corr}}$ (lower panel), with respect to their are normalized values at the smallest $\Delta\eta$ of 0.2 for central Au+Au collisions at $\sqrt{s_{\text{NN}}} = 200$ GeV. The ratios are plotted as a function of $\Delta\eta$ for two different time steps, 5 fm/c and 30 fm/c.

ity is calculated and then averaged over the width of particular centrality with the weights corresponding to relative cross section. The weighted average for $\nu_{+-,\text{dyn}}$ are calculated as:

$$\nu_{+-,\text{dyn}}(m_{\text{min}} \leq m < M_{\text{max}}) = \frac{\sum \nu_{+-,\text{dyn}}(m) p(m)}{\sum p(m)} \quad (9)$$

Here, $p(m)$ is the weight of particular centrality m . Finally, the corrected values of $\nu_{+-,\text{dyn}}$ have been obtained using Eq. (7).

Figure 2 shows both the uncorrected ($\langle N_{\text{ch}} \rangle \nu_{+-,\text{dyn}}$) and corrected ($\langle N_{\text{ch}} \rangle \nu_{+-,\text{dyn}}^{\text{corr}}$) values of fluctuations as a function of $\Delta\eta$ window for central (0-5%) Au+Au collisions at $\sqrt{s_{\text{NN}}} = 200$ GeV, obtained from UrQMD. The results are presented for two time steps, 5 fm/c, and 30 fm/c. The trends for the uncorrected and corrected values of fluctuations are observed to be very different. The upper panel of the figure shows that $\langle N_{\text{ch}} \rangle \nu_{+-,\text{dyn}}$ keep decreasing with the increase in $\Delta\eta$. This is unphysical as the fluctuations should vanish for measurements at the full coverage. The nature of $\langle N_{\text{ch}} \rangle \nu_{+-,\text{dyn}}^{\text{corr}}$, on the other hand, shows different trend, where the values decrease up to $\Delta\eta$ values of 2 to 2.5, then remain constant till about $\Delta\eta = 3.5$, and then increase as per the expectations. The values of $\langle N_{\text{ch}} \rangle \nu_{+-,\text{dyn}}^{\text{corr}}$ tend to zero at the highest $\Delta\eta$ due to the global charge conservation. This decreasing trend of $\langle N_{\text{ch}} \rangle \nu_{+-,\text{dyn}}^{\text{corr}}$ up to $\Delta\eta \sim 2$ is due to the

strengthening of multiplicity correlations with increase in $\Delta\eta$.

The nature of the fluctuations, at two time steps, as a function of $\Delta\eta$ may be better understood by plotting the ratio of the fluctuations at different $\Delta\eta$ values with respect to a particular $\Delta\eta$ (normalizing with respect to smallest $\Delta\eta$). Figure 3 shows the ratios of $\langle N_{ch} \rangle \nu_{+-,\text{dyn}}$ and $\langle N_{ch} \rangle \nu_{+-,\text{dyn}}^{\text{corr}}$ with respect to their values at $\Delta\eta = 0.2$. From the upper panel of the figure, it is seen that the uncorrected normalized $\langle N_{ch} \rangle \nu_{+-,\text{dyn}}$ ratios increase monotonously with increase in $\Delta\eta$. On the other hand, the corrected normalized $N_{ch} \nu_{+-,\text{dyn}}^{\text{corr}}$ values increase up to $\Delta\eta \sim 2$, then remain constant up to $\Delta\eta = 3.5$. As the hadronic system evolves, it encounters more and more rescattering and resonance decay as compared to smaller pseudo-rapidity window. Within $\Delta\eta$ range of 2.0 and 3.5, the diffusion of dynamical charge fluctuations may remain insensitive. Going beyond $\Delta\eta = 3.5$, the fluctuations decrease due to the dilution of correlations and effect of global charge conservation. Near $\Delta\eta$ of 8.0, the fluctuations are close to zero. Going to higher $\Delta\eta$, the ratio goes below zero, indicating $\nu_{+-,\text{dyn}}$ becomes positive. This could happen because +ve and -ve charged particles become uncorrelated, possibly because of inclusion of spectator particles. In addition to the dependence of fluctuations on $\Delta\eta$, Fig. 3 also gives the time dependence of fluctuations for wide $\Delta\eta$ windows compared to a narrow bin of $\Delta\eta = 0.2$. It is observed that the fluctuations for wide $\Delta\eta$ compared to the corresponding narrow $\Delta\eta$ are more pronounced at a time of 5 fm/c compared to the corresponding values at a later time of 30 fm/c.

From the present study, we conclude that the optimal coverages for observing the charge fluctuations are for $\Delta\eta = 2 - 3.5$ for $\sqrt{s_{\text{NN}}} = 200$ GeV. For lower energies, the $\Delta\eta$ window will be somewhat lower. These values are in confirmation with earlier published results [17–19]. The $\Delta\eta$ dependence of charge fluctuations may give information about the properties of the hot and dense medium created in heavy-ion collisions [19].

V. COMPARISON OF MODEL CALCULATIONS WITH EXPERIMENTAL DATA

Net-charge fluctuations have been measured by experiments at CERN-SPS, RHIC and LHC. Recently ALICE experiment published the net-charge fluctuations for Pb+Pb collisions at $\sqrt{s_{\text{NN}}} = 2.76$ TeV [12]. The results from the STAR experiment at RHIC energies had been published earlier [10]. The measured values of net-charge fluctuations are presented in Fig. 4, where both

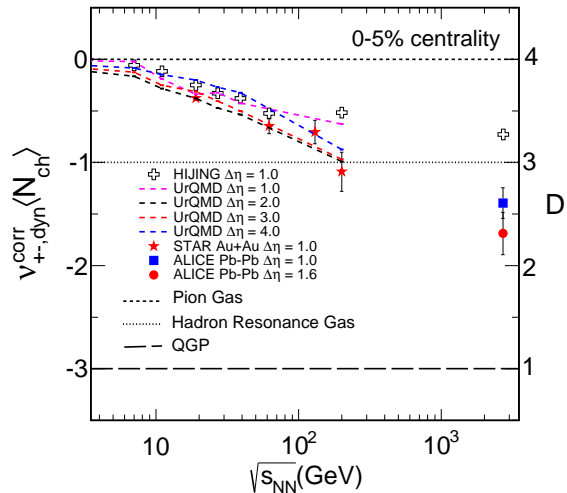


FIG. 4: (Color online) $\langle N_{ch} \rangle \nu_{+-,\text{dyn}}^{\text{corr}}$ (left-axis) and corresponding values of D (right-axis) as a function of center of mass energy in Au+Au or Pb+Pb collisions from HIJING and UrQMD event generators for different $\Delta\eta$ windows. Estimations for fluctuations originating from pion gas, hadron resonance gas and QGP are indicated.

$\langle N_{ch} \rangle \nu_{+-,\text{dyn}}^{\text{corr}}$ and D are plotted as a function of center of mass energy for Pb+Pb collisions at LHC and Au+Au collisions at RHIC. The STAR results are measured for $\Delta\eta = 1.0$ and the ALICE results are shown for both $\Delta\eta = 1.0$ and 1.6. The values of dynamical net-charge fluctuations, $\nu_{+-,\text{dyn}}$, remain negative at all cases that implies the existence of finite correlation between +ve and -ve particles. The fluctuations are observed to decrease as the center of mass energy increases.

We have calculated the net-charge fluctuations for Au+Au collisions at $\sqrt{s_{\text{NN}}} = 7.7, 11.7, 19.0, 27, 39, 62,$ and 200 GeV, using two hadronic models, HIJING and UrQMD. The HIJING model is a perturbative-QCD inspired model which contains jet and mini-jet formation mechanism. On the other hand, UrQMD is a transport model which contains various resonance decays and, elastic and inelastic interactions. The results are superimposed in Fig. 4. The HIJING calculations are performed at $\Delta\eta = 1.0$ for 0-5% central collisions. The UrQMD results are for time at 30 fm/c, and for a set of values at $\Delta\eta$ from 1.0 to 4.0. The values of D from these model calculations are within the pion gas and hadron resonance gas limits.

The net-charge fluctuations obtained from experimental measurements at RHIC energies for $\Delta\eta = 1.0$ are within the pion gas and hadron resonance gas (HRG) limits. Extending the $\Delta\eta$ range will be advantageous for better understanding the fluctuations. At $\sqrt{s_{\text{NN}}} = 2.76$ TeV corresponding to LHC

energy, the result for $\Delta\eta = 1.0$ for central collision is below the HRG limit. At $\Delta\eta = 1.6$, the fluctuations further decrease. The values of D being within the HRG limit and QGP imply that at LHC energy the fluctuations have their origin in the QGP phase.

VI. SUMMARY

We have studied the dynamical charge fluctuations at different time steps using UrQMD model for Au+Au collisions. The positive and negative charged particle multiplicity distributions, at $\Delta\eta = 1.0$ for central collisions, change with time. It is found that contributions at different time steps for protons and anti-protons are less as compared to those of the pions and kaons. Dynamical fluctuations are studied using $\nu_{+-,\text{dyn}}^{\text{corr}}$, corrected for global charge fluctuations. The net-charge fluctuations, expressed in terms of D and $\langle N_{\text{ch}} \rangle \nu_{+-,\text{dyn}}^{\text{corr}}$ are studied for a range of $\Delta\eta$, from a narrow window of 0.2 to the maximum of 10.0 for Au+Au collisions at $\sqrt{s_{\text{NN}}} = 200$ GeV. One of the major goals of the present study is to find an optimum $\Delta\eta$ window for which maximum amount of charge fluctuations, originating from the early stages of the collision, can

be captured. We find that with increasing $\Delta\eta$ window, the value of fluctuations increase, indicating final state effects, such as resonance decay and re-scattering. The value of D does not grow any more beyond $\Delta\eta = 2.0$. On the other hand, D remains constant till $\Delta\eta = 3.5$, and then decreases close to zero for $\Delta\eta = 10.0$. This observation confirms the charge conservation scenario. From this study, we can conclude that the optimum value of charge fluctuations are captured for $\Delta\eta = 2.0 - 3.5$.

The charge fluctuations, obtained from HIJING and UrQMD models are compared to the experimental data at RHIC and LHC energies. It is observed that a value of $\Delta\eta$ around 2.0 is ideal at all energies for studying charge fluctuations. As expected, the results from the model calculations remain within the limit of pion gas and hadron resonance gas values for all energies.

Acknowledgement

NRS would like to thank Ralf Rapp for the helpful discussion related to this study. NRS is supported by the US Department of Energy under the grant DE-FG02-07ER41485. This research used resources of the LHC grid computing center at the Variable Energy Cyclotron Center, India.

-
- [1] M.A. Stephanov, K. Rajagopal and E. V. Shuryak, Phys. Rev. Lett. **81**, 4816 (1998).
 - [2] M.A. Stephanov, K. Rajagopal and E. V. Shuryak, Phys. Rev. **D 60**, 114028 (1999).
 - [3] S. Jeon and V. Koch, Phys. Rev. Lett. **85**, 2076 (2000).
 - [4] S. Jeon and V. Koch, Phys. Rev. Lett. **83**, 5435 (1999).
 - [5] Masayuki Asakawa, Ulrich Heinz, and Berndt Mller, Phys. Rev. Lett. **85**, 2072 (2000).
 - [6] M. Bleicher, S. Jeon, and V. Koch, Phys. Rev. C **62** 061902 (2000).
 - [7] C. Athanasiou, K. Rajagopal, and M. Stephanov, Phys. Rev. **D 82**, 074008 (2010).
 - [8] J. Adams *et al.* (STAR Collaboration), Nucl. Phys. **A 757**, 102 (2005).
 - [9] K. Aamodt *et al.* (ALICE Collaboration) Jour. of Instr. **3**, S08002 (2008).
 - [10] B. I. Abelev *et al.* (STAR Collaboration), Phys. Rev. C **79** 024906 (2009).
 - [11] J. Adams *et al.* [STAR Collaboration], Phys. Rev. C **68**, 044905 (2003).
 - [12] B. Abelev *et al.* (ALICE Collaboration), Phys. Rev. Lett. **110**, 152301 (2013).
 - [13] L. Adamczyk *et al.* (STAR Collaboration), Phys. Rev. Lett. **113**, 092301 (2014).
 - [14] L. Adamczyk *et al.* (STAR Collaboration), Phys. Rev. Lett. **112**, 32302 (2014).
 - [15] N. R. Sahoo (for the STAR Collaboration), J. Phys. Conf. Ser. **535**, 012007 (2014); arXiv:1407.1554 [nucl-ex].
 - [16] B. Mohanty, J. Alam and T.K. Nayak, Phys. Rev. C **67** 024904 (2003).
 - [17] E. V. Shuryak and M. A. Stephanov, Phys. Rev. C **63** 064903 (2001).
 - [18] M. A. Aziz and S. Gavin, Phys. Rev. C **70** 034905 (2004).
 - [19] M. Sakaida, M. Asakawa and M. Kitazawa, arXiv:1409.6866 [nucl-th]
 - [20] Madappa Prakash, Ralf Rapp, Jochen Wambach, and Ismail Zahed, Phys. Rev. C **65** 034906 (2002).
 - [21] S. A. Bass *et al.*, Prog. Part. Nucl. Phys. **41**, 255 (1998);
 - [22] M. Bleicher *et al.*, J. Phys. G **25**, 1859 (1999); S. A. Bass *et al.*, Prog. Part. Nucl. Phys. **4**, 255-369 (1998).
 - [23] M. Gyulassy and X. N. Wang, Comput. Phys. Commun. **83**, 307 (1994); X. N. Wang and M. Gyulassy, Phys. Rev. D **44**, 3501 (1991).
 - [24] Sangyong Jeon and Volker Koch, in Quark-Gluon Plasma 3, edited by R. C. Hwa and X. N. Wang (World Scientific, Singapore, 2004), p. 430; arXiv:hep-ph/0304012v1.
 - [25] Q. H. Zhang, V. Topor Pop, S. Jeon, and C. Gale, Phys. Rev. C **66** 014909 (2002).
 - [26] L. Shi and S. Jeon, Phys. Rev. C **72** 034904 (2005).
 - [27] C. Pruneau, S. Gavin, and S. Voloshin, Phys. Rev. C **66**, 044904 (2002).