

The ABC of Simulation Estimation with Auxiliary Statistics

Jean-Jacques Forneron*

Serena Ng[†]

July 21, 2022

Abstract

This paper provides a synthesis of the simulation based minimum distance estimators used in economics with the method of ABC (Approximate Bayesian Computation) used in other disciplines. While the two strands of work are seemingly related, the relation between them is not well understood beyond the fact that they all replace the likelihood by auxiliary statistics that are informative about the data. We connect the two methods by using a reverse sampler to engineer the ABC posterior distribution from a sequence of simulated minimum distance estimates. Focusing on the exactly identified case, we find that Bayesian and frequentist estimators have different bias properties for an arbitrary choice of prior. The difference can be traced to whether we match the sample auxiliary statistics to each or to the average of the simulated ones. In principle, the likelihood-free Bayesian estimators can completely eliminate the order $\frac{1}{T}$ bias with suitable choice of the prior. But under a specific relation between the structural parameters and auxiliary statistics, the frequentist simulated distance estimators are automatically second order unbiased. These differences are illustrated using an analytical example and a simulation study of the dynamic panel model.

JEL Classification: C22, C23.

Keywords: Indirect Inference, Simulated Method of Moments, Efficient Method of Moments, Laplace Type Estimator.

*Department of Economics, Columbia University, 420 W. 118 St., New York, NY 10025. Email: jmf2209@columbia.edu

[†]Department of Economics, Columbia University, 420 W. 118 St. Room 1117, New York, NY 10025. Email: Serena.Ng at Columbia.edu. Financial support is provided by the National Science Foundation, SES-0962431. We thank Richard Davis for discussions that initiated this research. We also thank seminar participants at Columbia, Harvard/MIT for helpful Icomments. All errors are our own.

1 Introduction

As knowledge accumulates, scientists and social scientists incorporate more and more features into their models to have a better representation of the data. The increased model complexity comes at a cost; the conventional approach of estimating a model by writing down its likelihood function is often not possible. Different disciplines have developed different ways of handling models with an intractable likelihood. An approach popular amongst evolutionary biologists, geneticists, ecologists, psychologists and statisticians is Approximate Bayesian Computation (ABC). This work is largely unknown to economists who proceed with simulation estimation from a frequentist perspective. These estimators, which we will collectively refer to as simulated minimum distance estimators (SMD), include the method of indirect inference due to Gourieroux et al. (1993), the method of simulated method of moments due to Duffie and Singleton (1993), and the method of efficient method of moments due to Gallant and Tauchen (1996). Also related is the Laplace type, quasi-Bayes (LT) estimator of Chernozhukov and Hong (2003) and its simulation analog which we refer to as SLT. While these estimators are seemingly related, the relations between them are not well understood. This paper provides a synthesis.

The ABC, SMD and SLT estimators share the same goal of estimating parameters θ in complex models whose likelihood is analytically intractable. They all rely in one way or another on auxiliary statistics that are informative about the data rather than the likelihood itself, and they all use monte-carlo simulations to approximate an expectation of interest. For a given choice of auxiliary statistics and objective function, the ABC produces a Bayesian estimate of θ by taking draws from the posterior distribution that, when used to simulate data, yields auxiliary statistics that are close to the data analog. In contrast, the SMD only insists that the average of the auxiliary statistics over draws is close to the sample auxiliary statistics. Focusing on the exactly identified case, we analyze the ABC from the perspective of the SMD using the ‘reverse sampler’ developed in Forneron and Ng (2015). The reverse sampler engineers the posterior distribution by solving a sequence of SMD problems. We find that for an arbitrary choice of the prior, the SMD has better bias properties in the special case when the auxiliary statistics consistently estimate the structural parameters. In more general settings, the ABC can eliminate the order $\frac{1}{T}$ bias by suitable choice of the prior, a flexibility that the SMD does not have.

The ABC and SLT both use Monte-Carlo Markov Chain (MCMC) methods to simulate the target distribution but exploit the auxiliary statistics differently. While the ABC uses the auxiliary statistics to approximate the intractable likelihood, the SLT transforms the auxiliary statistics to yield a pseudo likelihood that does not have properties of a probability density. However, we make use of the fact that the mode of the SLT is the same as that of a minimum distance estimator

(MD) and hence of the SMD as the number of simulations S gets large. This allows us to connect the SLT with the SMD and the ABC. While all estimators are second order equivalent as S and T tend to infinity, they have different finite sample properties. We illustrate these differences using an analytical example and simulations of the dynamic panel model.

The paper proceeds as follows. Section 2 starts by defining the estimators, distinguishing between estimators that are grounded in likelihood theory from those based on auxiliary statistics. Section 3 provides a synthesis of the estimators and introduces the reverse sampler. We use stochastic expansions to study the order $\frac{1}{T}$ bias of the estimators. The class of SMD estimators considered are well known in the macro and finance literature and with apologies, many references are omitted. We also do not consider discrete choice models; though the idea is conceptually similar, the implementation requires different analytical tools¹. We focus discussion on features that distinguish the SMD from the ABC which are lesser known to economists.

As a matter of notation, we use a 'hat' to denote estimators that correspond to the mode and a 'bar' for estimators that correspond to the posterior mean. We use (s, S) and (b, B) to denote the (specific, total number of) draws in frequentist and Bayesian type analyses respectively. A superscript s denotes a specific draw and a subscript S denotes the average over S draws. For a function $f(\theta)$, we use $f_{\theta}(\theta_0)$ to denote $\frac{\partial}{\partial \theta} f(\theta)$ evaluated at θ_0 and $f_{\theta\theta_j}(\theta_0)$ to denote $\frac{\partial^2}{\partial \theta_j^2} f(\theta)$ evaluated at θ_0 .

2 The Estimators Used in Economics

We assume that the data $\mathbf{y} = (y_1, \dots, y_T)'$ are covariance stationary and can be represented by a parametric model with probability measure \mathcal{P}_{θ} where $\theta \in \Theta \subset \mathbb{R}^K$. There is a unique model parameterized by θ_0 . If the likelihood $L(\theta) = L(\theta|\mathbf{y})$ is tractable, maximizing the log-likelihood $\ell(\theta) = \log L(\theta)$ with respect to θ gives

$$\hat{\theta}_{ML} = \operatorname{argmax}_{\theta} \ell(\theta).$$

The optimization usually proceeds using (deterministic) Newton-type algorithms. It is also possible to use a stochastic algorithm like simulated annealing. In this case, the guess at iteration i is updated according to $\theta^{(i+1)} = \rho_{SA}\vartheta + (1 - \rho_{SA})\theta^{(i)}$ where ϑ is the proposed value, $\rho_{SA}(\theta^{(i)}, \vartheta) = \min[\exp(-(\ell(\vartheta) - \ell(\theta^{(i)}))/\tau), 1]$ is the acceptance probability, and τ is a (cooling temperature) parameter that is adjusted downwards as convergence is approached.

¹ Smith (2008) provides a concise overview of these methods. The finite sample properties of the estimators are studied in Michaelides and Ng (2000). Readers are referred to the original paper concerning the assumptions used.

The Bayesian approach combines the likelihood with a prior $\pi(\theta)$ to yield the posterior density

$$p(\theta|\mathbf{y}) = \frac{L(\theta) \cdot \pi(\theta)}{\int_{\Theta} L(\theta)\pi(\theta)d\theta}. \quad (1)$$

For conjugate problems, the posterior distribution has a parametric form which makes it easy to take draws to compute the posterior mean and other quantities of interest. For non-conjugate problems, the method of Monte-Carlo Markov Chain (MCMC) allows sampling from a Markov chain whose ergodic distribution is the target posterior distribution $p(\theta|\mathbf{y})$. The normalizing constant is not necessary in MCMC sampling. We use the Metropolis-Hastings (MH) algorithm for discussion.

Algorithm MCMC Let $q(y|x)$ be a proposal density that is easy to simulate. For $b = 1, \dots, B$:

- Generate $\theta^{b+1} \sim q(\theta^{b+1}|\theta^b)$
- Accept θ^{b+1} with probability $\rho_{BC}(\theta^b, \theta^{b+1})$ and set it equal to θ^b with probability $1 - \rho_{BC}(\theta^b, \theta^{b+1})$, where

$$\rho_{BC}(\theta^b, \theta^{b+1}) = \min\left(\frac{L(\theta^{b+1})\pi(\theta^{b+1})q(\theta^b|\theta^{b+1})}{L(\theta^b)\pi(\theta^b)q(\theta^{b+1}|\theta^b)}, 1\right).$$

In words, the proposed value θ^{b+1} is always accepted if the draw improves the posterior probability and is accepted with probability $1 - \rho_{BC}$ otherwise. The terms $q(\theta^{b+1}|\theta^b)$ and $q(\theta^b|\theta^{b+1})$ cancel when $q(\cdot)$ is symmetric and the two $\pi(\cdot)$ cancel if the prior is flat.² Upon convergence of the markov chain, one can use the mean or mode of the posterior distribution as estimate of θ . These are defined, respectively, as

$$\begin{aligned} \hat{\theta}_{BC} &= \operatorname{argmax}_{\theta} p(\theta|y), \\ \bar{\theta}_{BC} &= \frac{1}{B} \sum_{b=1}^B \theta^b \approx \int_{\Theta} \theta p(\theta|y) d\theta \end{aligned}$$

where θ^b are draws from the posterior distribution $p(\theta|y)$. Under quadratic loss, the posterior mean minimizes posterior risk $Q(a) = \int_{\Theta} |\theta - a|^2 p(\theta|y) d\theta$.

For any prior $\pi(\theta)$, it is known that $\hat{\theta}_{ML}$ solves $\operatorname{argmax}_{\theta} \ell(\theta) = \lim_{\lambda \rightarrow \infty} \frac{\int_{\Theta} \exp(\lambda \ell(\theta)) \pi(\theta)}{\int_{\Theta} \exp(\lambda \ell(\theta)) \pi(\theta) d\theta}$. That is, the maximum likelihood estimator is a limit of the Bayes estimator using $\lambda \rightarrow \infty$ replications of the data \mathbf{y} ³. While the simulated annealing view to maximum likelihood estimation has some resemblance to Bayesian estimation, simulated annealing looks for the mode of the likelihood and takes $\hat{\theta}_{ML}$ to be first $\theta^{(i)}$ that converges. The posterior mean and mode are based on all draws after convergence of the markov chain.

² Convergence properties of the MH algorithm can be found in Robert and Casella (2004), for example.

³ See Robert and Casella (2004, Corollary 5.11), Jacquier et al. (2007).

With this background in mind, we now present the likelihood-free estimators at a general level. We separate them into two categories. The next section considers those that do not involve model simulations. This is followed by estimators that require simulation of the structural model.

2.1 Estimators Based on Auxiliary Statistics $\psi(\theta)$

The method of generalized method of moments (GMM) is a likelihood-free frequentist estimator developed in Hansen (1982); Hansen and Singleton (1982). It allows, for example, estimation of K parameters in a dynamic model without explicitly solving the full model. It is based on a vector of $L \geq K$ moment conditions $g_t(\theta)$ whose expected value is zero at $\theta = \theta_0$, ie. $\mathbb{E}[g_t(\theta_0)] = 0$. Unless otherwise stated, we write $\mathbb{E}[\cdot]$ for expectations taken under P_{θ_0} instead of $\mathbb{E}_{\mathcal{P}_{\theta_0}}[\cdot]$. Let $\bar{g}(\theta) = \frac{1}{T} \sum_{t=1}^T g_t(\theta)$ be the sample analog of $\mathbb{E}[g_t(\theta)]$. The estimator is

$$\hat{\theta}_{GMM} = \operatorname{argmin}_{\theta} J(\theta), \quad J(\theta) = \frac{T}{2} \cdot \bar{g}(\theta)' W \bar{g}(\theta) \quad (2)$$

where W is a $L \times L$ positive-definite weighting matrix. Most estimators can be put in the GMM framework with suitable choice of g_t . For example, when g_t is the score of the likelihood, the maximum likelihood estimator is obtained.

MD The minimum distance estimator exploits $L \times 1$ auxiliary statistics $\hat{\psi}$ that are \sqrt{T} consistent and asymptotically normal: $\sqrt{T}(\hat{\psi} - \psi(\theta_0)) \xrightarrow{d} \mathcal{N}(0, \Sigma \Sigma')$. In GMM notation, MD estimation specifies

$$\bar{g}(\theta) = \hat{\psi}(\mathbf{y}) - \psi(\theta), \quad W = (\Sigma \Sigma')^{-1}.$$

The key is that θ is mapped to the auxiliary statistics by a binding or a bridge function $\psi(\theta) = \lim_{T \rightarrow \infty} \mathbb{E}[\hat{\psi}(\theta)]$ that is continuously differentiable in θ and locally injective at θ_0 .⁴ We are especially interested in the case when $\hat{\psi}$ are statistics from an auxiliary regression model. Classical MD estimation assumes that an expression for $\psi(\theta)$ is available in closed form so that in the exactly identified case, one can solve for θ by inverting $\bar{g}(\theta)$.

Indirect Likelihood Estimation and the LT The GMM objective function $J(\theta)$ defined in (2) is not a proper density. Noting that $\exp(-J(\theta))$ is the kernel of the Gaussian density, Jiang and Turnbull (2004) defines an indirect likelihood as

$$IL(\theta|\hat{\psi}) \equiv \frac{1}{\sqrt{2\pi}} |\Sigma|^{-1} \exp(-J(\theta)).$$

⁴ Gouriou et al. (1993) refers to $\Psi : \theta \rightarrow \psi(\theta)$ as a binding function while Jiang and Turnbull (2004) refers to $\psi(\theta)$ as a bridge function.

Associated with the indirect likelihood is the indirect score and indirect hessian, just like a direct likelihood. Maximizing the indirect likelihood is the same as minimizing $J(\theta)$. The authors showed that the maximizer of the indirect likelihood has properties analogous to the maximum likelihood estimator under mild regularity conditions, the most important being correct specification of the bridge function $\psi(\theta)$ so that $\mathbb{E}[g_t(\theta_0)]$ is zero at the true value of θ .

Chernozhukov and Hong (2003) observes that extremum estimators are difficult to compute when the objective function is highly non-convex, especially when the dimension of the parameter space is large. These difficulties can be alleviated by using Bayesian computational tools, but this is not possible when the objective function is not a likelihood. Chernozhukov and Hong (2003) takes an exponential transformation of $-J(\theta)$, as in Jiang and Turnbull (2004), but then combines $\exp(-J(\theta))$ with a prior density $\pi(\theta)$ to produce a quasi-posterior density that is strictly positive and continuous over the parameter space Θ . Chernozhukov and Hong (2003) initially termed their estimator ‘Quasi-Bayes’ because $\exp(-J(\theta))$ is not a standard likelihood. They settled on the term ‘Laplace-type estimator’ (LT), so-called because Laplace also explored approximations outside of the standard Bayesian framework. If $\pi(\theta)$ is strictly positive and continuous over Θ , the ‘quasi-posterior’ LT distribution

$$p_{LT}(\theta|\mathbf{y}) = \frac{\exp(-J(\theta))\pi(\theta)}{\int_B \exp(-J(\theta))\pi(\theta)d\theta} \propto \exp(-J(\theta))\pi(\theta) \quad (3)$$

is proper over the parameters of interest. The LT posterior mean is thus well-defined even when the prior may not be proper. For loss function $d(\cdot)$, the LT estimator is

$$\hat{\theta}_{LT}(\vartheta) = \operatorname{argmin}_{\theta} \int_{\Theta} d(\theta - \vartheta) p_{LT}(\theta|\mathbf{y}) d\theta.$$

If $d(\cdot)$ is quadratic, the posterior mean minimizes quasi-posterior risk. As discussed in Chernozhukov and Hong (2003), one can think of the LT under a flat prior as using simulated annealing to maximize $\exp(-J(\theta))$ and setting the cooling parameter τ to 1.

In practice, the LT posterior distribution is approximated by MCMC methods. To apply the MH algorithm listed above, the likelihood $L(\theta)$ is replaced by $L_{LT}(\theta) = \exp(-J(\theta))$. The acceptance probability is then

$$\rho_{LT}(\theta^b, \theta^{b+1}) = \min \left(\frac{\exp(-J(\theta^{b+1}))\pi(\theta^{b+1})q(\theta^b|\theta^{b+1})}{\exp(-J(\theta^b))\pi(\theta^b)q(\theta^{b+1}|\theta^b)}, 1 \right).$$

Chernozhukov and Hong (2003) suggests to exploit the fact that the posterior mean is much easier to compute than the posterior mode and that under regularity conditions, the posterior mode is first order equivalent to the posterior mean $\bar{\theta}_{LT} = \frac{1}{B} \sum_{b=1}^B \theta^b$ where each θ^b is a draw from $p_{LT}(\theta|\mathbf{y})$. The LT can be built on a weighting matrix obtained from some preliminary estimate of

θ , or estimated simultaneously with θ . In exactly identified models, it is well known that the MD estimates do not depend on the choice of W . This continues to be the case for the LT posterior mode $\hat{\theta}_{MD}$. However, the posterior mean is affected by the weighting matrix.

2.2 Estimators Based on Simulated Auxiliary Statistics

Problem arises for both frequentists and Bayesians when the likelihood is not analytically tractable. Simulation estimation is suited for situations when the asymptotic binding function $\psi(\theta_0)$ is not analytically tractable but can be easily evaluated on simulated data. The first use of simulation-based estimation in economics appears to be due to Smith (1993) in the context of dynamic stochastic equilibrium models. He proposed to compute auxiliary statistics from vector autoregressions which are easy to estimate.

The simulated analog of MD, which we will call SMD, minimizes the weighted difference between the auxiliary statistics evaluated at the observed and simulated data:

$$\hat{\theta}_{SMD} = \operatorname{argmin}_{\theta} J_S(\theta) = \operatorname{argmin}_{\theta} \bar{g}'_S(\theta) W \bar{g}_S(\theta).$$

where

$$\bar{g}_S(\theta) = \hat{\psi}(\mathbf{y}) - \frac{1}{S} \sum_{s=1}^S \hat{\psi}^s(\mathbf{y}^s(\theta)).$$

As in MD estimation, the auxiliary statistics $\psi(\theta)$ should ‘smoothly embed’ the properties of the data in the terminology of Gallant and Tauchen (1996). But SMD estimators replace the asymptotic binding function under the assumed model, ie. $\psi(\theta_0) = \lim_{T \rightarrow \infty} \mathbb{E}[\hat{\psi}(\theta_0)]$ by a finite sample analog using monte-carlo simulations.

The steps for implementing the SMD are as follows:

- 0 For $s = 1, \dots, S$, draw $\varepsilon^s = (\varepsilon_1^s, \dots, \varepsilon_T^s)'$ from the distribution F_{ε} . These are innovations to the structural model that will be held fixed during iterations.
- 1 Given θ , repeat for $s = 1, \dots, S$:
 - a Use ε^s , θ and the model to simulate data $\mathbf{y}^s(\varepsilon^s, \theta) = (y_1^s, \dots, y_T^s)'$.
 - b Compute the auxiliary statistics $\hat{\psi}^s(\mathbf{y}^s(\theta))$ using simulated data.
- 2 Compute: $\bar{g}_S(\theta) = \hat{\psi}(\mathbf{y}) - \frac{1}{S} \sum_{s=1}^S \hat{\psi}^s(\mathbf{y}^s(\theta))$. Minimize $J_S(\theta) = \bar{g}'_S(\theta) W g_S(\theta)$.

When $\hat{\psi}$ is a vector of unconditional moments, the SMM estimator of Duffie and Singleton (1993) is obtained. When $\hat{\psi}$ are parameters of an auxiliary model, we have the ‘indirect inference’ estimator of Gourieroux et al. (1993). When $\hat{\psi}$ is the score function associated with the likelihood of the

auxiliary model, we have the EMM estimator of Gallant and Tauchen (1996). These estimators minimize a weighted L_2 distance between the data and model as summarized by auxiliary statistics, but they differ in the choice of these statistics. Gourieroux and Monfort (1996) provides a framework that unifies these three estimators. The L_2 distance in $J(\theta)$ can be replaced by other metrics. Nickl and Potscher (2010) showed that SMD estimation based on suitable nonparametric estimators of $\hat{\psi}$ and $\psi(\theta)$ can have asymptotic variance equal to the Cramer-Rao bound if the tuning parameters are optimally chosen. Creel and Kristensen (2013) specifies Kullback- Leibler distance and estimate this quantity non-parametrically.

The SLT The LT estimator as presented above assumes that $\bar{g}(\theta)$ is analytical tractable. Its only difference with the MD is that it exploits Bayesian computational tools to compute the posterior mean. When $\psi(\theta)$ is not analytically tractable but can be approximated by monte-carlo simulations we can replace $\bar{g}(\theta)$ by $\bar{g}_S(\theta)$, as in SMD, and exponentiate the objective $J_S(\theta)$ as in LT. This extension of the LT has been used in, for example, Lise et al. (2013), as a way to obtain standard errors for the SMD. We refer to this estimator as SLT. The steps are as follows:

- 0 Draw $\varepsilon^s = (\varepsilon_1^s, \dots, \varepsilon_T^s)'$ from F_ε ; Again, these are innovations to the structural model that will be held fixed during iterations.
- 1 For $b = 1, \dots, B$, draw θ^{b+1} from $q(\theta^{b+1}|\theta^b)$.
 - a For $s = 1, \dots, S$: use $(\theta^{b+1}, \varepsilon^s)$ to simulate $\mathbf{y}^s(\varepsilon^s, \theta^{b+1})$ and compute $\hat{\psi}^s(\mathbf{y}^s)$
 - b Form $J_S(\theta^{b+1}) = \bar{g}_S(\theta^{b+1})'W\bar{g}_S(\theta^{b+1})$, where $\bar{g}_S(\theta^{b+1}) = \hat{\psi}(\mathbf{y}) - \frac{1}{S} \sum_{s=1}^S \hat{\psi}^s(\mathbf{y}^s(\varepsilon^s, \theta^{b+1}))$.
 - c Accept θ^{b+1} with probability $\rho_{SLT}(\theta^b, \theta^{b+1})$, else reset θ^{b+1} to θ^b with probability $1 - \rho_{SLT}$ where the acceptance probability is:

$$\rho_{SLT}(\theta^b, \theta^{b+1}) = \min \left(\frac{\exp(-J_S(\theta^{b+1}))\pi(\theta^{b+1})q(\theta^b|\theta^{b+1})}{\exp(-J_S(\theta^b))\pi(\theta^b)q(\theta^{b+1}|\theta^b)}, 1 \right).$$

The algorithm has two loops, one using S simulations for each b to approximate the asymptotic binding function, and one using B draws to approximate the 'quasi-posterior' SLT distribution

$$p_{SLT}(\theta|\mathbf{y}) = \frac{\exp(-J_S(\theta))\pi(\theta)}{\int_B \exp(-J_S(\theta))\pi(\theta)d\theta} \propto \exp(-J_S(\theta))\pi(\theta). \quad (4)$$

The posterior mean is $\bar{\theta}_{SLT} = \frac{1}{B} \sum_{b=1}^B \theta^b$, where θ^b are draws from $p_{SLT}(\theta|\mathbf{y})$.

2.3 The ABC

The concept underlying the ABC dates back to the early eighties and can be traced to Donald Rubin who suggested that computational methods can be used to estimate the posterior distribution of

interest even when a model is analytically intractable.⁵ Diggle and Gratton (1984) proposed to approximate the likelihood by simulating the model at each point in the parameter grid and appears to be the first implementation of simulation estimation for models with intractable likelihoods. Subsequent developments adapted the idea to conduct posterior inference, giving the prior an explicit role. The first ABC algorithm was implemented by Tavaré et al. (1997) and Pritchard et al. (1996) to study population genetics. They accept/reject samples drawn from parameter values on the grid as follows: (i) draw θ^b from the prior distribution $\pi(\theta)$, (ii) simulate the model under θ^b to obtain data $\mathbf{y}(\theta^b)$, (iii) accept θ^b if the auxiliary statistics $\widehat{\psi}(\theta^b)$ are close to $\widehat{\psi}$. An appeal of the ABC algorithm is that if $\widehat{\psi}$ are sufficient statistics, one recovers posterior distribution associated with the infeasible likelihood, not just approximate it.

Since simulating from a non-informative prior distribution is inefficient, subsequent work suggests to replace the rejection sampler by one that targets at features of the posterior distribution. The MCMC implementation of ABC proposed in Marjoram et al. (2003) is as follows.

Algorithm MCMC-ABC For $b = 1, \dots, B$ with θ^0 given,

- 1 Generate $\theta^{b+1} \sim q(\theta^{b+1}|\theta^b)$
- 2 Draw errors ε^b from F_ε and simulate data $\mathbf{y}^{b+1}(\varepsilon, \theta^{b+1})$. Compute $\widehat{\psi}^{b+1}(\mathbf{y}^{b+1}(\varepsilon, \theta^{b+1}))$.
- 3 Accept θ^{b+1} with probability $\rho_{ABC}(\theta^b, \theta^{b+1})$ and set it equal to θ^b with probability $1 - \rho_{ABC}(\theta^b, \theta^{b+1})$ where

$$\rho_{ABC}(\theta^b, \theta^{b+1}) = \min \left(\mathbb{I}_{\|\widehat{\psi} - \widehat{\psi}^{b+1}\| \leq \delta} \frac{\pi(\theta^{b+1})q(\theta^b|\theta^{b+1})}{\pi(\theta^b)q(\theta^{b+1}|\theta^b)}, 1 \right). \quad (5)$$

The indicator $\mathbb{I}_{\|\widehat{\psi} - \widehat{\psi}^{b+1}\| \leq \delta}$ equals one if θ^{b+1} produces simulated auxiliary statistics $\widehat{\psi}^{b+1}(\theta^{b+1})$ that are close to the sample estimates. The indicator can also be represented as a ratio $\frac{\mathbb{I}_{\|\widehat{\psi} - \widehat{\psi}^{b+1}\| \leq \delta}}{\mathbb{I}_{\|\widehat{\psi} - \widehat{\psi}^b\| \leq \delta}}$ since the denominator is one as will soon be clear. This ratio plays the role of the likelihood ratio $\frac{L(\theta^{b+1})}{L(\theta^b)}$ in Bayesian estimation and of the quasi-likelihood ratio $\frac{\exp(-J(\theta^{b+1}))}{\exp(-J(\theta^b))}$ in the LT.

To understand the ABC algorithm, we will write $\widehat{\psi} = \widehat{\psi}(\mathbf{y}(\theta_0))$ and $\widehat{\psi}^{b+1}$ instead of $\widehat{\psi}^{b+1}(\mathbf{y}(\tilde{\varepsilon}, \theta^{b+1}))$ to simplify notation. Each sweep of the ABC depends on two sets of draws. The algorithm first generates a candidate parameter vector from the proposal distribution $q(\theta^{b+1}|\theta^b)$. Then the model is simulated under θ^{b+1} using a new draw of innovations ε^b . The auxiliary statistics are based on simulated data $\mathbf{y}(\theta^{b+1}, \varepsilon)$. Hence instead of $q(\theta^{b+1}|\theta^b)$, the ABC-MH proposal distribution is

$$q(\theta^{b+1}, \widehat{\psi}^{b+1}|\theta^b, \widehat{\psi}^b) = q(\theta^{b+1}|\theta^b)L(\widehat{\psi}^{b+1}|\theta^{b+1})$$

⁵ The developments of the ABC can be found in Marin et al. (2012), Blum et al. (2013) among others.

to account for the simulation of $\widehat{\psi}^{b+1}$.

The success in the ABC algorithm lies in the fact that it approximates the posterior distribution $p(\theta|\widehat{\psi}) = L(\widehat{\psi}|\theta)\pi(\theta)$ by first sampling $(\theta^b, \widehat{\psi}^b)$ from the joint posterior distribution

$$p(\theta^b, \widehat{\psi}^b|\widehat{\psi}) \propto p(\widehat{\psi}|\theta^b, \widehat{\psi}^b)L(\widehat{\psi}^b|\theta^b)\pi(\theta^b)$$

using an MCMC procedure and then appropriately integrating out \mathbf{y}^b . This is akin to the idea of data augmentation.

To see why this approximates the true posterior distribution, we elaborate on the presentation in Sisson and Fan (2010). Observe that if $\widehat{\psi}^b = \widehat{\psi}$, then $p(\widehat{\psi}|\theta^b, \widehat{\psi}^b = \widehat{\psi})$ is a strictly positive constant because $\widehat{\psi}$ is observed. Furthermore the likelihood is constant because $\widehat{\psi}$ is fixed. Hence, we deduce that⁶:

$$p(\theta^b, \widehat{\psi}^b|\widehat{\psi})\mathbb{I}_{(\|\widehat{\psi}-\widehat{\psi}^b\|=0)} \propto L(\widehat{\psi}|\theta^b)\pi(\theta^b)\mathbb{I}_{(\|\widehat{\psi}-\widehat{\psi}^b\|=0)}.$$

Integrating out \mathbf{y}^b we get:

$$p(\theta^b|\widehat{\psi}) \propto L(\widehat{\psi}|\theta^b)\pi(\theta^b) \propto \int_{\mathbf{y}^b} p(\theta^b, \widehat{\psi}^b|\widehat{\psi})\mathbb{I}_{(\|\widehat{\psi}-\widehat{\psi}^b\|=0)} d\mathbf{y}^b,$$

which is the desired posterior distribution. When $\widehat{\psi}$ are sufficient statistics and $\delta = 0$, then $p_{ABC}(\theta|\widehat{\psi}) = p_{BC}(\theta|\widehat{\psi}) = p_{BC}(\theta|\mathbf{y})$. In practice, integration is achieved by discarding $\widehat{\psi}^b$. The posterior mean is then computed as $\bar{\theta}_{ABC} = \frac{1}{B} \sum_{b=1}^B \theta^b$, where each θ^b satisfies $\|\widehat{\psi} - \widehat{\psi}^b(\theta^b)\| = 0$.

But $\|\widehat{\psi} - \widehat{\psi}^b\| = 0$ is an event of measure zero, and some compromise needs to be made. One possibility is to allow $\|\widehat{\psi} - \widehat{\psi}^b\| \leq \delta$ for positive δ close to but not exactly zero. Then analogous arguments suggest:

$$p(\theta^b, \widehat{\psi}^b|\widehat{\psi})\mathbb{I}_{(\|\widehat{\psi}-\widehat{\psi}^b\|\leq\delta)} \approx L(\widehat{\psi}^b|\theta^b)\pi(\theta^b)\mathbb{I}_{(\|\widehat{\psi}-\widehat{\psi}^b\|\leq\delta^b)}.$$

Hence, upon integrating out \mathbf{y}^b , the ABC posterior distribution approximates the true posterior distribution $p(\theta|\widehat{\psi})$ for δ close to zero, ie. $p(\theta^b|\widehat{\psi}) = \int_{\mathbf{y}^b} p(\theta^b, \widehat{\psi}^b|\widehat{\psi})\mathbb{I}_{(\|\widehat{\psi}-\widehat{\psi}^b\|\leq\delta)} d\mathbf{y}^b = p_{ABC}(\theta|\widehat{\psi})$.

Sampling from the the joint posterior distribution $p(\theta^b, \widehat{\psi}^b|\widehat{\psi})$ and having to simulate $\widehat{\psi}^{b+1}$ implies that the MH acceptance ratio is

$$\rho_{ABC}(\theta^b, \theta^{b+1}) = \min \left(\frac{\mathbb{I}_{\|\widehat{\psi}-\widehat{\psi}^{b+1}\|\leq\delta} p(\theta^{b+1}, \widehat{\psi}^{b+1}|\widehat{\psi}) q(\theta^b, \widehat{\psi}^b|q^{b+1}, \widehat{\psi}^{b+1})}{\mathbb{I}_{\|\widehat{\psi}-\widehat{\psi}^b\|\leq\delta} p(\theta^b, \widehat{\psi}^b|\widehat{\psi}) q(\theta^{b+1}, \widehat{\psi}^{b+1}|q^b, \widehat{\psi}^b)}, 1 \right). \quad (6)$$

The acceptance probability based on the infeasible likelihood based on the auxiliary statistics $\widehat{\psi}$ is:

$$\rho_{AUX}(\theta^b, \psi) = \frac{\pi(\theta^{b+1})L(\widehat{\psi}|\theta^{b+1})q(\theta^b|\theta^{b+1})}{\pi(\theta^b)L(\widehat{\psi}|\theta^b)q(\theta^{b+1}|\theta^b)} = \frac{p(\theta^{b+1}|\widehat{\psi}) q(\theta^b|\theta^{b+1})}{p(\theta^b|\widehat{\psi}) q(\theta^{b+1}|\theta^b)}.$$

⁶Here we need to assume that we are drawing from the same distribution for $\widehat{\psi}$ and $\widehat{\psi}^b$.

Compared with (6), there are two differences. First, the posterior $p(\theta^{b+1}|\widehat{\psi})$ is replaced by the joint posterior $\mathbb{I}_{\|\widehat{\psi}^{b+1}-\widehat{\psi}\|\leq\delta}p(\theta^{b+1},\widehat{\psi}^{b+1}|\widehat{\psi})$ which as argued above, approximates the true posterior after integrating out simulation errors. Second, the proposal distribution is $q(\theta^{b+1},\widehat{\psi}^{b+1}|\theta^b,\widehat{\psi}^b)$ instead of $q(\theta^{b+1}|\theta^b)$. Rewriting the ABC acceptance ratio, we have:

$$\begin{aligned}\rho_{ABC}(\theta^b,\theta^{b+1}) &= \min\left(\frac{\mathbb{I}_{\|\widehat{\psi}-\widehat{\psi}^{b+1}\|\leq\delta}}{\mathbb{I}_{\|\widehat{\psi}-\widehat{\psi}^b\|\leq\delta}}\frac{p(\theta^{b+1},\widehat{\psi}^{b+1}|\widehat{\psi})}{p(\theta^b,\widehat{\psi}^b|\widehat{\psi})}\frac{q(\theta^b|\theta^{b+1})}{q(\theta^{b+1}|\theta^b)}\frac{L(\widehat{\psi}^b|\theta^b)}{L(\widehat{\psi}^{b+1}|\theta^{b+1})},1\right) \\ &= \min\left(\frac{\mathbb{I}_{\|\widehat{\psi}-\widehat{\psi}^{b+1}\|\leq\delta}}{\mathbb{I}_{\|\widehat{\psi}-\widehat{\psi}^b\|\leq\delta}}\cdot\frac{p(\widehat{\psi}|\theta^{b+1},\widehat{\psi}^{b+1})}{p(\widehat{\psi}|\theta^b,\widehat{\psi}^b)}\cdot\frac{L(\widehat{\psi}^{b+1}|\theta^{b+1})}{L(\widehat{\psi}^b|\theta^b)}\cdot\frac{\pi(\theta^{b+1})}{\pi(\theta^b)}\frac{q(\theta^b|\theta^{b+1})}{q(\theta^{b+1}|\theta^b)}\frac{L(\widehat{\psi}^b|\theta^b)}{L(\widehat{\psi}^{b+1}|\theta^{b+1})},1\right).\end{aligned}$$

For $\delta \approx 0$, the first two ratios above are either close to 1 or zero. Hence $\rho_{ABC}(\theta^b,\theta^{b+1})$ simplifies to (5) given in the algorithm, which resembles the acceptance ratio of a Bayesian MH sampler.

Creel and Kristensen (2013) considers a maximum indirect estimator $\widehat{\theta}_{MIL} = \max_{\theta} \log p(\widehat{\psi}|\theta)$ and a Bayesian estimator (BIL) that exploits Bayesian computation tools. Their idea is to use simulated data to non-parametrically estimate $p(\widehat{\psi}|\theta)$.⁷ For kernel $K_h^b(\widehat{\psi}^b,\widehat{\psi})$ using bandwidth h , the BIL is defined as

$$\widehat{\theta}_{BIL} = \frac{\sum_{b=1}^B \theta^b \frac{K_h^b(\widehat{\psi}^b,\widehat{\psi})}{\sum_{b=1}^B K_h^b(\widehat{\psi}^b,\widehat{\psi})}.$$

But the BIL turns out to be a variant of the ABC. The indicator function used in the ABC algorithm presented above is simply the rectangular kernel. In the ABC literature, an estimator that uses a general kernel is known as a noisy ABC estimator.⁸ The BIL of Creel and Kristensen (2013) is thus a noisy ABC estimator. Beaumont et al. (2002) considers other non-parametric estimator of the posterior distribution, such as local-linear regressions. Gao and Hong (2014) suggests that local linear regressions have better properties than kernel estimation.

2.4 The Reverse Sampler

Thus far, we have seen that the SMD estimator is the θ satisfying $\|\widehat{\psi} - \frac{1}{S} \sum_{s=1}^S \widehat{\psi}^s(\theta)\| = 0$ while the ABC accepts draws θ^b satisfying $\|\widehat{\psi} - \widehat{\psi}^b(\theta^b)\| = 0$. To connect the SMD with the ABC, we make use of the fact that each θ^b in the ABC algorithm can be thought of as a solution to the optimization problem. Thus consider the following:

Algorithm RS

1 For $b = 1, \dots, B$

⁷ This is similar to the nonparametric simulated maximum likelihood estimator of Fermanian and Salanie (2004).

⁸Fearnhead and Prangle (2010) studied the convergence property of this noisy ABC estimator.

- i Generate ε^b from F_ε and generate \mathbf{y}^b ;
- ii Let $\theta^b = \operatorname{argmin}_\theta J^b(\theta)$, $J^b(\theta) = (\widehat{\psi} - \widehat{\psi}^b(\theta))'W(\widehat{\psi} - \widehat{\psi}^b(\theta))$, $\psi^b(\theta)$ computed from $\mathbf{y}^b(\theta)$;
- iii Let $w(\theta^b) = \pi(\theta^b)|\widehat{\psi}_\theta(\theta^b)|$.

2 the posterior mean is $\bar{\theta}_{RS} = \sum_{b=1}^B \frac{w(\theta^b)}{\sum_{b=1}^B w(\theta^b)} \theta^b$.

The RS terminates, instead of starts, with an evaluation of the prior probabilities, hence we call it a reverse sampler. It draws and accepts θ^b with probability one by solving an optimization problem. Consistency of each RS solution (ie. θ^b) is built on the fact that the SMD is consistent even with $B = 1$. The optimization delivers the distribution of $\widehat{\psi}^b$. Assuming that the mapping $\theta \rightarrow \widehat{\psi}^b(\theta)$ is one-to-one, the Jacobian $|\widehat{\psi}_\theta(\theta^b)|$ then shifts the distribution from $(\mathbf{y}^b, \widehat{\psi}^b)$ to (\mathbf{y}^b, θ^b) .

Lemma 1 *Suppose that $\psi : \theta \rightarrow \widehat{\psi}^b(\theta)$ is one-to-one and $\frac{\partial \psi^b(\theta)}{\partial \theta}$ is full column rank. The posterior distribution produced by the reverse sampler tends to the infeasible posterior distribution $p(\theta|\widehat{\psi})$ as $B \rightarrow \infty$. That is, for any measurable function $\phi(\theta)$ such that the expectation exists $\frac{\sum_{b=1}^B w(\theta^b, \varepsilon^b) \phi(\theta^b)}{\sum_{b=1}^B w(\theta^b, \varepsilon^b)} \xrightarrow{a.s.} \mathbb{E}_{p(\theta|\widehat{\psi})}(\phi(\theta))$.*

The RS is shown in Forneron and Ng (2015) to be an optimization based importance sampler. Convergence to the target distribution follows from a law of large number. Fixing the event $\widehat{\psi}^b = \widehat{\psi}$ is crucial to this convergence result.

The RS has some aspects of every estimator considered. Each θ^b is assigned a weight $w(\theta^b) = \pi(\theta^b)|\widehat{\psi}_\theta^b(\theta^b)|$ which is essentially an importance weight. Instead of reweighing θ^b , the ABC draws from the prior $\pi(\theta)$ and then conditions on those $\psi^b(\theta^b)$ that are close to $\widehat{\psi}$ using the indicator function. In general, $\frac{w(\theta^b)}{\sum_{b=1}^B w(\theta^b)} \neq \frac{1}{B}$. The RS produces draws of θ^b such that $\delta = \|\widehat{\psi} - \widehat{\psi}^b(\theta)\|$ is zero (at least in the exactly identified case). The draw is thus always accepted. This has a computational advantage as we discuss below. The RS and SMD both require numerical optimization. The RS problem minimizes $\|\widehat{\psi} - \widehat{\psi}^b(\theta)\|$, while SMD minimizes $\|\widehat{\psi} - \frac{1}{S} \sum_{s=1}^S \widehat{\psi}^s(\theta)\|$.

The main appeal of the RS for the present analysis is that it facilitates comparison with the SMD. It also enables us to indirectly analyze the properties of the (infeasible) ABC with $\delta = 0$. This follows because $\pi(\theta^b)|\widehat{\psi}_\theta^b(\theta^b)|L(\mathbf{y}^b, \widehat{\psi}^b|\widehat{\psi}^b = \widehat{\psi}) \propto p(\mathbf{y}^b, \theta^b|\widehat{\psi}^b = \widehat{\psi})$. Averaging over the simulations $\sum_{b=1}^B w(\theta^b)L(\mathbf{y}^b, \widehat{\psi}^b|\widehat{\psi}^b = \widehat{\psi}) \approx \int p(\mathbf{y}^b, \theta^b|\widehat{\psi}^b = \widehat{\psi})d\mathbf{y}^b = p(\theta^b|\widehat{\psi})$ which is the infeasible ABC posterior distribution with $\delta = 0$.

3 Properties of the Estimators

This section studies the properties of the estimators. Under assumptions in Rilstone et al. (1996); Bao and Ullah (2007), a \sqrt{T} consistent estimator $\widehat{\theta}_x$ satisfying $\bar{g}(\widehat{\theta}_x) = 0$, admits a second order

expansion

$$\widehat{\theta}_x = \theta_0 + \frac{A_x(\theta_0)}{\sqrt{T}} + \frac{C_x(\theta_0)}{T} + o_p\left(\frac{1}{T}\right). \quad (7)$$

The term $A_x(\theta_0)$ is a mean-zero normal random vector with variance that is estimator dependent. The quantity $C_x(\theta_0)$ also differs across estimators and is the object of analysis. To understand the properties of the SMD, SLT, and ABC, we first consider the properties of the ML and MD estimators.

3.1 Bias of $\widehat{\theta}_{ML}$ and $\widehat{\theta}_{BC}$

The ML is an extremum estimator but is also a GMM estimator with $\bar{g}(\theta) = \frac{1}{T} \frac{\partial \ell(\theta)}{\partial \theta}$. From Rilstone et al. (1996, Proposition 3.2),

$$A_{ML}(\theta_0) = \mathbb{E}[\ell_{\theta\theta}(\theta_0)]^{-1} Z_S(\theta_0) \quad (8a)$$

$$C_{ML}(\theta_0) = \mathbb{E}[-\ell_{\theta\theta}(\theta_0)]^{-1} \left[Z_H(\theta_0) Z_S(\theta_0) - \frac{1}{2} \sum_{j=1}^K Z_{j,S}(\theta_0) (-\ell_{\theta\theta_j}(\theta_0)) Z_S(\theta_0) \right] \quad (8b)$$

where the normalized score $\frac{1}{\sqrt{T}} \ell_{\theta}(\theta_0)$ and centered hessian $\frac{1}{\sqrt{T}} (\ell_{\theta\theta}(\theta_0) - \mathbb{E}[\ell_{\theta\theta}(\theta_0)])$ converge in distribution to the normal vectors Z_S and Z_H respectively. The order $\frac{1}{T}$ bias is large when Fisher information is low.

Classical Bayesian estimators are likelihood based. Hence the posterior mode $\widehat{\theta}_{BC}$ exhibits a bias similar to that of $\widehat{\theta}_{ML}$. However, the prior $\pi(\theta)$ can be thought of as a constraint on the log likelihood which induces an additional bias. The posterior mode which maximizes $\log p(\theta|\mathbf{y}) = \log L(\theta|\mathbf{y}) + \log \pi(\theta)$ has expansion

$$\widehat{\theta}_{BC} = \theta_0 + \frac{A_{ML}(\theta_0)}{\sqrt{T}} + \frac{C_{ML}(\theta_0)}{T} + \frac{C_{BC}^P(\theta_0) \pi_{\theta}(\theta_0)}{T \pi(\theta_0)} + o_p\left(\frac{1}{T}\right)$$

where $C_{BC}^P(\theta)$ is a function the curvature of the likelihood. The bias of the posterior mode thus has a data component and a component under the control of the researcher. Kass et al. (1990) shows that the posterior mean and mode in likelihood based models are related as follows:

$$\bar{\theta}_{BC} = \widehat{\theta}_{BC} + \frac{C_{BC}^M(\widehat{\theta}_{BC})}{T} + o_p(T^{-1})$$

where $C_{BC}^M(\widehat{\theta}_{BC})$ depends on the second derivatives of the log-likelihood. Therefore the order $\frac{1}{T}$ bias corresponding to the posterior mode and mean are, respectively,

$$\begin{aligned} \widehat{C}_{BC}(\theta_0) &= C_{ML}(\theta_0) + C_{BC}^P(\theta_0) \frac{\pi_{\theta}(\theta_0)}{\pi(\theta_0)} \\ \bar{C}_{BC}(\theta_0) &= C_{ML}(\theta_0) + C_{BC}^P(\theta_0) \frac{\pi_{\theta}(\theta_0)}{\pi(\theta_0)} + C_{BC}^M(\theta_0). \end{aligned}$$

Accordingly, there are three sources of the bias in the posterior mean: a likelihood component, a prior component, and a component from approximating the mode by the mean.

3.2 Bias of $\widehat{\theta}_{MD}$ and $\widehat{\theta}_{LT}$

The bias of non-likelihood based estimators is also widely studied. Newey and Smith (2004, Theorem 4.1) shows that there are four sources of order $1/T$ bias in GMM estimation:- one exists even if the optimal weighting matrix is used, and one from the preliminary estimation of the weighting matrix. The remaining two biases are mean zero under exact identification. Minimum distance estimators depend on auxiliary statistics $\widehat{\psi}$. Suppose that $\widehat{\psi}$ are \sqrt{T} consistent for some $\psi(\theta_0)$ and has expansion

$$\widehat{\psi} = \psi(\theta_0) + \frac{\mathbf{A}(\theta_0)}{\sqrt{T}} + \frac{\mathbf{C}(\theta_0)}{T} + o_p\left(\frac{1}{T}\right). \quad (9)$$

We show in the Appendix that in the exactly identified case when $L = K$, $\widehat{\theta}_{MD}$ has expansion

$$A_{MD}(\theta_0) = [\psi_\theta(\theta_0)]^{-1} \mathbf{A}(\theta_0) \quad (10a)$$

$$C_{MD}(\theta_0) = [\psi_\theta(\theta_0)]^{-1} \left[\mathbf{C}(\theta_0) - \frac{1}{2} \sum_{j=1}^K A_{MD,j}(\theta_0) \psi_{\theta\theta_j}(\theta_0) A_{MD}(\theta_0) \right]. \quad (10b)$$

In addition to the curvature of the binding function, the bias in MD also depends on $\mathbf{C}(\theta_0)$, the bias in the auxiliary statistic $\widehat{\psi}$.

An LT estimator maximizes $\exp(-J(\theta))\pi(\theta)$ and hence $\widehat{\theta}_{LT}$ inherits the properties of a MD estimator. The posterior mode $\widehat{\theta}_{LT}$ has an additional bias arising from the prior. Hence

$$\begin{aligned} \widehat{C}_{LT}(\theta_0) &= C_{MD}(\theta_0) + C_{LT}^P(\theta_0) \frac{\pi_\theta(\theta_0)}{\pi(\theta_0)} \\ \overline{C}_{LT}(\theta_0) &= C_{MD}(\theta_0) + C_{LT}^P(\theta_0) \frac{\pi_\theta(\theta_0)}{\pi(\theta_0)} + C_{LT}^M(\theta_0). \end{aligned}$$

3.3 The Bias of $\widehat{\theta}_{SMD}$ and $\widehat{\theta}_{SLT}$

The bias property of the SMD is analyzed in Gourieroux and Monfort (1996, Ch.4.4) and can be summarized as follows. Suppose the auxiliary statistic $\widehat{\psi}$ has expansion as in (9), and for each s , $\widehat{\psi}^s(\theta)$ has expansion

$$\widehat{\psi}^s(\theta) = \psi(\theta) + \frac{\mathbf{A}^s(\theta)}{\sqrt{T}} + \frac{\mathbf{C}^s(\theta)}{T} + o_p\left(\frac{1}{T}\right).$$

The SMD estimator $\widehat{\theta}_{SMD}$ satisfies $\widehat{\psi} = \frac{1}{S} \sum_{s=1}^S \widehat{\psi}^s(\widehat{\theta}_{SMD})$ and has expansion $\widehat{\theta}_{SMD} = \theta_0 + \frac{A_{SMD}(\theta_0)}{\sqrt{T}} + \frac{C_{SMD}(\theta_0)}{T} + o_p\left(\frac{1}{T}\right)$. Plugging in the Edgeworth expansions give:

$$\psi(\theta_0) + \frac{\mathbf{A}(\theta_0)}{\sqrt{T}} + \frac{\mathbf{C}(\theta_0)}{T} + O_p\left(\frac{1}{T}\right) = \frac{1}{S} \sum_{s=1}^S \left[\psi(\widehat{\theta}_{SMD}) + \frac{\mathbf{A}^s(\widehat{\theta}_{SMD})}{\sqrt{T}} + \frac{\mathbf{C}^s(\widehat{\theta}_{SMD})}{T} + o_p\left(\frac{1}{T}\right) \right].$$

Expanding $\psi(\widehat{\theta}_{SMD})$ and $\mathbf{A}^s(\widehat{\theta}_{SMD})$ around θ_0 and equate terms in the expansion of $\widehat{\theta}_{SMD}$,

$$\begin{aligned} A_{SMD}(\theta_0) &= \left[\psi_{\theta}(\theta_0) \right]^{-1} \left(\mathbf{A}(\theta_0) - \frac{1}{S} \sum_{s=1}^S \mathbf{A}^s(\theta_0) \right) \\ C_{SMD}(\theta_0) &= \left[\psi_{\theta}(\theta_0) \right]^{-1} \left(\mathbf{C}(\theta_0) - \frac{1}{S} \sum_{s=1}^S \mathbf{C}^s(\theta_0) - \left(\frac{1}{S} \sum_{s=1}^S \mathbf{A}_{\theta}^s(\theta_0) \right) A_{SMD}(\theta_0) \right) \\ &\quad - \frac{1}{2} \left[\psi_{\theta}(\theta_0) \right]^{-1} \sum_{j=1}^K A_{SMD,j}(\theta_0)' \psi_{\theta\theta_j}(\theta_0) A_{SMD}(\theta_0). \end{aligned}$$

Taking S to infinity we see that $\mathbb{E}[A_{SMD}(\theta_0)] = 0$ and unlike the MD, $\mathbb{E}[C_{SMD}(\theta_0)]$ does not depend on the bias in the auxiliary statistic because $\mathbf{C}(\theta_0) - \frac{1}{S} \sum_{s=1}^S \mathbf{C}^s(\theta_0) \rightarrow 0$ as $S \rightarrow \infty$. In the special case when $\widehat{\psi}$ is a consistent estimator of θ_0 , $\psi_{\theta}(\theta_0)$ is the identity map and the term involving $\psi_{\theta\theta_j}(\theta_0)$ drops out. Consequently, the SMD completely removes bias of order $\frac{1}{T}$ when $S \rightarrow \infty$ in the special case when $\psi(\theta) = \theta$.

The SMD provides bias correction without directly estimating the bias and is a *target estimator* as defined in Cabrera and Fernholz (1999). These authors propose to adjust an initial estimate $\widetilde{\theta}$ such that if the new estimate were the true value of θ , the mean of the original estimator equals the observed value $\widetilde{\theta}$. In other words, it is the θ such that $\mathbb{E}_{\mathcal{P}_{\theta}}[\widehat{\theta}] = \widetilde{\theta}$. A target estimator corrects for bias implicitly when the binding function is inverted, which is precisely what the SMD does. This approach is unlike the bootstrap which directly estimates the bias. Cabrera and Hu (2001) shows that the bootstrap estimator corresponds to the first step of a target estimator but that the target estimator improves upon the bootstrap estimator by providing more iterations.

An auxiliary statistic based target estimator is the θ that solves $\mathbb{E}_{\mathcal{P}_{\theta}}[\widehat{\psi}(\mathbf{y}(\theta))] = \widehat{\psi}(\mathbf{y}(\theta_0))$. It replaces the asymptotic binding function $\lim_{T \rightarrow \infty} \mathbb{E}[\widehat{\psi}(\mathbf{y}(\theta_0))]$ by $\mathbb{E}_{\mathcal{P}_{\theta}}[\widehat{\psi}(\mathbf{y}(\theta))]$. In implementation, this expectation under \mathcal{P}_{θ} is approximated by stochastic expansions. The SMD differs in approximating the expectation by $\widehat{\psi}_S(\theta) = \frac{1}{S} \sum_{s=1}^S \widehat{\psi}^s(\theta)$. Not using the asymptotic binding function leads to bias reduction in finite samples. The SMD thus improves upon MD even when the binding function is tractable and is especially appealing when it is not.

The $\widehat{\theta}_{SLT}$ maximizes $\exp(-J_S(\theta) + \log \pi(\theta))$ where $J_S(\theta) = \frac{T}{2} \cdot \bar{g}_S(\theta)' W \bar{g}_S(\theta)$. But maximizing $\exp(-J_S(\theta))$ is the same as minimizing $J_S(\theta)$, which is the objective of the SMD. It follows that to a first order, the mode of SLT is also the mode of SMD which has improved properties over $\widehat{\theta}_{LT}$.

Proposition 1 Let $\widehat{\theta}_{SLT} = \operatorname{argmax}_{\theta} \exp(-J_S(\theta))\pi(\theta)$ and $\bar{\theta}_{SLT} = \frac{1}{B} \sum_b^B \theta^b$, $\theta^b \sim p_{SLT}(\theta|\mathbf{y})$.

- i. If $\widehat{\psi}$ is consistent for θ_0 , then $\widehat{\theta}_{SLT}$ is second order equivalent to $\widehat{\theta}_{SMD}$ only if $\pi_{\theta}(\theta_0) = 0$.
Otherwise, $\mathbb{E}[\widehat{C}_{SLT}(\theta_0)] \neq \mathbb{E}[C_{SMD}(\theta_0)] = 0$.

ii. If $\widehat{\psi}$ is consistent for $\psi(\theta_0) \neq \theta_0$, there exists a prior $\widehat{\pi}_{SLT}^R(\theta)$ for $\widehat{\theta}_{SLT}$ such that $\mathbb{E}[\widehat{C}_{SLT}(\theta_0)] = 0$, and another prior $\overline{\pi}_{SLT}^R(\theta_0)$ for $\overline{\theta}_{SLT}$ and $\mathbb{E}[\overline{C}_{SLT}(\theta_0)] \neq 0$.

Proposition 1 is based on the fact that the order $\frac{1}{T}$ bias in the SLT posterior mode and mean are

$$\begin{aligned}\widehat{C}_{SLT}(\theta_0) &= C_{SMD}(\theta_0) + C_{SLT}^P(\theta_0) \frac{\pi_\theta(\theta_0)}{\pi(\theta_0)} \\ \overline{C}_{SLT}(\theta_0) &= C_{SMD}(\theta_0) + C_{SLT}^P(\theta_0) \frac{\pi_\theta(\theta_0)}{\pi(\theta_0)} + C_{SLT}^M(\theta_0).\end{aligned}$$

As shown above, $\mathbb{E}[C_{SMD}(\theta_0)] = 0$ when $\psi(\theta) = \theta$. Part (i) says that even if $\psi(\theta) = \theta$, $\mathbb{E}[\widehat{C}_{SLT}(\theta_0)] \neq 0$ unless $\pi_\theta(\theta_0) = 0$ (or in other words $\pi(\theta)$ is the flat prior). Such a prior is, however, not enough to remove the second order bias from the posterior mean unless $\mathbb{E}[C_{SLT}^M(\theta_0)] = 0$, which may not be the case.

In general situations when $\psi(\theta) \neq \theta$, $\mathbb{E}[C_{SMD}(\theta_0)]$ will not be zero and $\widehat{\theta}_{SMD}$ has a bias of order $\frac{1}{T}$ that cannot be removed. In contrast, the SLT can potentially eliminate the second bias by suitable shrinkage or choice of priors. Recent work by Arellano and Bonhomme (2009) shows in the context of non-linear panel data models with fixed effects that the first-order bias term in Bayesian estimators can be eliminated for a particular prior on the individual effects. Bester and Hansen (2006) also shows that in estimation of parametric likelihood models, the order $\frac{1}{T}$ bias in the posterior mode and mean can be removed using objective Bayesian priors. Adapting this approach, part (ii) of the Proposition suggests that bias reducing priors, denoted $\widehat{\pi}_{SLT}^R(\theta_0)$ and $\overline{\pi}_{SLT}^R(\theta_0)$ respectively, are solutions to the differential equations:

$$\begin{aligned}0 &= \mathbb{E}[C_{SMD}(\theta_0)] + \mathbb{E}[C_{SLT}^P(\theta_0)] \frac{\widehat{\pi}_{\theta,SLT}^R(\theta_0)}{\widehat{\pi}_{SLT}^R(\theta_0)} \\ 0 &= \mathbb{E}[C_{SMD}(\theta_0)] + \mathbb{E}[C_{SLT}^P(\theta_0)] \frac{\overline{\pi}_{\theta,SLT}^R(\theta_0)}{\overline{\pi}_{SLT}^R(\theta_0)} + \mathbb{E}[C_{SLT}^M(\theta_0)].\end{aligned}$$

An implication of Proposition 1 is that by suitable choice of prior, the SLT can have better bias properties over the SMD.

3.4 Bias of $\overline{\theta}_{RS}$

We now turn to the properties of the ABC. Dean et al. (2011) established consistency of the ABC in the case of hidden Markov models. These authors construct a scheme so that maximum likelihood estimation based on the ABC algorithm is equivalent to exact inference under the perturbed hidden markov scheme. They find that the asymptotic bias depends on the ABC tolerance δ . Assuming that the likelihood $L(\widehat{\psi}|\theta)$ is known, Creel and Kristensen (2013) showed that the posterior mean of

their exact maximum indirect estimator is first order equivalent to a moment based SMD. Furthermore, their Bayesian indirect estimator (BIL, or noisy ABC estimator) is second order equivalent to the maximum indirect estimator after adjusting for the leading bias term. However, the properties of the BIL are not studied for the practical case of interest when the likelihood is unknown. The difficulty in analyzing the ABC comes in the fact that simulation introduces additional randomness, which interacts with smoothing bias encountered in estimation of the density by kernel smoothing.

An implication of Proposition 1.(i) is that the posterior mean $\bar{\theta}_{RS}$ constructed from the reverse sampler is the same as the posterior mean $\bar{\theta}_{ABC}$ computed under the original ABC sampler. This allows us to study the bias properties of $\bar{\theta}_{ABC}$ by analyzing $\bar{\theta}_{RS}$.

Proposition 2 *Let $\widehat{\psi}(\theta)$ be the auxiliary statistic that admits the expansion as in (9) and suppose that the prior $\pi(\theta)$ is positive and continuously differentiable around θ_0 . Then (i) the bias of each θ^b depends on $\pi(\theta)$ as well as the variance (but not the bias) of $\widehat{\psi}(\theta)$ and (ii) $\mathbb{E}[C_{RS}(\theta_0)] \neq 0$ for an arbitrary choice of prior.*

The proof is given in the Appendix. Part (i) is based on an expansion of $\theta^b = \theta_0 + \frac{A^b(\theta_0)}{\sqrt{T}} + \frac{C^b(\theta_0)}{T} + o_p(\frac{1}{T})$ expressed in terms of the auxiliary statistic, making use of the fact that $\widehat{\psi} = \psi^b(\theta^b)$. If $\sqrt{T}(\widehat{\psi} - \psi(\theta_0)) \xrightarrow{d} \mathcal{N}(0, \Sigma\Sigma')$, we find that

$$\mathbb{E}[C^b(\theta_0)] = \Sigma_\theta(\theta_0)\Sigma(\theta_0).$$

Hence the bias of θ^b is a function of the variance of $\widehat{\psi}$.

Part (ii) of Proposition 2 points out that an order $\frac{1}{T}$ bias remains in the $\bar{\theta}_{RS}$. The argument is as follows. The reverse sampler uses weights to account for the fact that the each draw θ^b minimizes $J(\theta)$ and hence accepted. The weighting ultimately affects the bias. We show in the Appendix that

$$w(\theta^b) = |\psi_\theta(\theta_0)| \left[\pi(\theta_0) + \frac{\pi_\theta(\theta_0)A^b(\theta_0)}{\sqrt{T}} + \pi(\theta_0)\frac{d_1^b(\theta_0)}{\sqrt{T}} \right] + o_p\left(\frac{1}{\sqrt{T}}\right). \quad (11)$$

where $d_1^b(\theta_0) = \text{trace} \left(\psi_\theta(\theta_0)^{-1} (\mathbf{A}_\theta^b(\theta_0) + \sum_{j=1}^K \psi_{\theta, \theta_j}(\theta_0) A_j^b(\theta_0)) \right)$.

Using (11), the posterior mean $\bar{\theta}_{RS} = \sum_{b=1}^B \frac{w(\theta^b)}{\sum_{c=1}^B w(\theta^c)} \theta^b$ can be represented by

$$\bar{\theta}_{RS} = \theta_0 + \frac{1}{\sqrt{T}} \left(\frac{1}{B} \sum_{b=1}^B A^b(\theta_0) \right) + \frac{1}{T} \left(\frac{1}{B} \sum_{b=1}^B C^b(\theta_0) \right) + \frac{1}{T} \left(\frac{1}{B} \sum_{b=1}^B \frac{\pi_\theta(\theta_0)}{\pi(\theta_0)} D^b(\theta_0) \right) + o_p\left(\frac{1}{T}\right)$$

where $D^b(\theta_0) = A^b(\theta_0)A^b(\theta_0)' - \bar{A}_0\bar{A}_0' + (d_1^b(\theta_0) - \bar{d}_1(\theta_0))A^b(\theta_0)$, with $\bar{A}_0 = \frac{1}{B} \sum_{b=1}^B A^b(\theta_0)$ and $\bar{d}_1(\theta_0) = \frac{1}{B} \sum_{b=1}^B d_1^b(\theta_0)$. Compared with the expansion $\bar{\theta}_{RS} = \theta_0 + \frac{A_{RS}(\theta_0)}{\sqrt{T}} + \frac{C_{RS}(\theta_0)}{T} + o_p(\frac{1}{T})$, we

have

$$A_{RS}(\theta_0) = \frac{1}{B} \sum_{b=1}^B A^b(\theta_0) = \left[\psi_\theta(\theta_0) \right]^{-1} \sum_{b=1}^B \left(\mathbb{A}(\theta_0) - \mathbb{A}^b(\theta_0) \right)$$

which is the same as in $A_{SMD}(\theta_0)$. Hence the SMD and RS are first order equivalent. The order $\frac{1}{T}$ bias is determined by

$$C_{RS}(\theta_0) = \frac{1}{B} \sum_{b=1}^B C^b(\theta_0) + \frac{\pi_\theta(\theta_0)}{\pi(\theta_0)} D^b(\theta_0).$$

The last term depends on the choice of the prior. Using the expansion for $C^b(\theta_0)$ derived in the Appendix, we find that the first term can be represented by

$$\frac{1}{B} \sum_{b=1}^B C^b(\theta_0) = \left[\psi_\theta(\theta_0) \right]^{-1} \frac{1}{B} \sum_{b=1}^B \left(\mathbb{C}(\theta_0) - \mathbb{C}^b(\theta_0) - \frac{1}{2} \sum_{j=1}^K A_j^b(\theta_0) \psi_{\theta\theta_j}(\theta_0) A^b(\theta_0) - \mathbb{A}_\theta^b(\theta_0) A^b(\theta_0) \right).$$

The term $\mathbb{C}(\theta_0) - \frac{1}{B} \sum_{b=1}^B \mathbb{C}^b(\theta_0)$ is exactly the same as in $C_{SMD}(\theta_0)$. The term that involves $\psi_{\theta\theta_j}(\theta_0)$ is zero if $\psi(\theta) = \theta$. The last term is

$$\frac{1}{B} \sum_{b=1}^B \mathbb{A}_\theta^b(\theta_0) A^b(\theta_0) \xrightarrow{p} \mathbb{E}[\mathbb{A}_\theta^b(\theta_0) A^b(\theta_0)] \neq 0.$$

In contrast, SMD has $\mathbb{E}[C_{SMD}(\theta_0)] = 0$ when $\psi(\theta) = \theta$ because the comparable term is

$$\left(\frac{1}{S} \sum_{s=1}^S \mathbb{A}_\theta^s(\theta_0) \right) A_{SMD}(\theta_0) \xrightarrow{p} \mathbb{E}[\mathbb{A}_\theta^s(\theta_0)] A_{SMD}(\theta_0) = 0.$$

The result implies that a bias of order $\frac{1}{T}$ remains in the RS irrespective of the choice of prior when $\psi(\theta) = \theta$. This difference can be attributed to the fact that the SMD equates the average of the simulated auxiliary statistics to the sample statistics, while the RS /ABC equates each simulated statistic to the data. The bracket around $\frac{1}{B} \sum_{b=1}^B \mathbb{A}^b(\theta_0)$ turns out to be important.

Whether or not $\psi(\theta) = \theta$, the bias reducing prior for $\bar{\theta}_{RS}$, say $\pi_{RS}^R(\theta)$, is the $\pi(\theta)$ solves the differential equation:

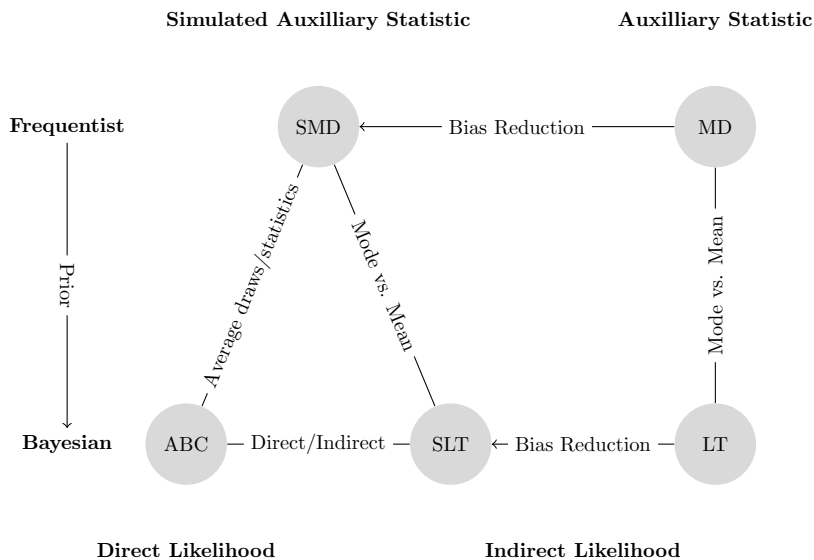
$$\mathbb{E} \left[\frac{1}{B} \sum_{b=1}^B C^b(\theta_0) \right] + \mathbb{E} \left[\frac{1}{B} \sum_{b=1}^B \frac{\pi_\theta(\theta_0)}{\pi(\theta_0)} D^b(\theta_0) \right] = 0.$$

Under $\pi_{RS}^R(\theta)$, the order $\frac{1}{T}$ bias will then be zero with the implication that $\bar{\theta}_{RS}$ is second order equivalent to the SMD when $\psi(\theta) = \theta$. However, when $\psi(\theta) \neq \theta$, the SMD will have a bias of order $\frac{1}{T}$ that is not removable as seen above. In contrast, the RS /ABC, like the SLT, can potentially

eliminate the bias. The bias reducing prior depends implicitly on the variance and covariance of the draws via A^b . Bester and Hansen (2006) suggests a plug-in method to estimate the prior. More work is needed to understand its numerical properties.

The main results of this section can be summarized as follows. First, The ABC algorithm can be thought of as solving for $\theta^b = \operatorname{argmin}_{\theta} \|\hat{\psi} - \hat{\psi}^b(\theta)\|$ B times and weighting each θ^b by an adjusted prior. Each accepted θ^b produces $\hat{\psi}^b(\theta^b)$ that is close to $\hat{\psi}$, but the average over draws $\frac{1}{B} \sum_{b=1}^B \hat{\psi}^b(\theta^b)$ may or may not be close to $\hat{\psi}$. This is different for SMD in which $\hat{\theta}$ is chosen such that the average auxiliary parameter estimate $\frac{1}{S} \sum_{s=1}^S \psi^s(\hat{\theta}_{SMD})$ is close to $\hat{\psi}$.

Second, the relation between the auxiliary statistics and structural parameters is important to evaluating relative bias. In the special case when $\psi(\theta) = \theta$, the SMD automatically eliminates bias of order $\frac{1}{T}$. The ABC/RS is second order equivalent to the SMD only under a particular choice of prior. But when $\psi(\theta) \neq \theta$, the ABC/RS can eliminate order $\frac{1}{T}$ bias that the SMD cannot. The SLT solves a regularized SMD problem in which the prior serves as penalty. But interesting, this prior can potentially be used to further reduce bias, which is a feature of the ABC.



4 Two Examples

In this section, we highlight these findings first using a simple analytical example. We then evaluate the properties of the estimators using the dynamic panel model with fixed effects.

4.1 An Analytical Example

We consider the DGP $y_i \sim N(m, \sigma^2)$ which is simple enough to allow the properties of the estimators to be evaluated analytically. The parameters of the model are $\theta = (m, \sigma^2)'$. The MLE of θ is

$$\hat{m} = \frac{1}{T} \sum_{t=1}^T y_t, \quad \hat{\sigma}^2 = \frac{1}{T} \sum_{t=1}^T (y_t - \bar{y})^2.$$

While the posterior distribution is dominated by the likelihood in large samples with the prior playing no role, the effect of the prior is not negligible in small samples. We therefore begin with an analysis of the effect of the prior on the posterior mean and mode in Bayesian analysis. We focus on σ^2 since the estimators have more diverse properties.

We consider the prior $\pi(m, \sigma^2) = (\sigma^2)^{-\alpha} \mathbb{I}_{\sigma^2 > 0}$, $\alpha > 0$ so that the log posterior distribution is

$$\log p(\theta | \hat{m}, \hat{\sigma}^2) \propto \frac{-T}{2} \log(2\pi)\sigma^2 - \alpha \log \sigma^2 - \frac{1}{2\sigma^2} \sum_{t=1}^T (y_t - m)^2.$$

The posterior mode and mean of σ^2 are $\sigma_{mode}^2 = \frac{T\hat{\sigma}^2}{T+2\alpha}$ and $\sigma_{mean}^2 = \frac{T\hat{\sigma}^2}{T+2\alpha-5}$, respectively. Using the fact that $E[\hat{\sigma}^2] = (T-1)\sigma^2$, we can evaluate σ_{mode}^2 , σ_{mean}^2 and their expected values for different α : Two features are of note. For a given prior (here indexed by α), the mean does not coincide with

Table 1: Mean $\bar{\theta}_{BC}$ vs. Mode $\hat{\theta}_{BC}$

| α | $\bar{\theta}_{BC}$ | $\hat{\theta}_{BC}$ | $\mathbb{E}[\bar{\theta}_{BC}]$ | $\mathbb{E}[\hat{\theta}_{BC}]$ |
|----------|--------------------------------|--------------------------------|---------------------------------|---------------------------------|
| 0 | $\hat{\sigma}^2 \frac{T}{T-5}$ | $\hat{\sigma}^2$ | $\sigma^2 \frac{T-1}{T-5}$ | $\sigma^2 \frac{T-1}{T}$ |
| 1 | $\hat{\sigma}^2 \frac{T}{T-3}$ | $\hat{\sigma}^2 \frac{T}{T+2}$ | $\sigma^2 \frac{T-1}{T-3}$ | $\sigma^2 \frac{T-1}{T+2}$ |
| 2 | $\hat{\sigma}^2 \frac{T}{T-1}$ | $\hat{\sigma}^2 \frac{T}{T+4}$ | σ^2 | $\sigma^2 \frac{T-1}{T+4}$ |
| 3 | $\hat{\sigma}^2 \frac{T}{T+1}$ | $\hat{\sigma}^2 \frac{T}{T+6}$ | $\sigma^2 \frac{T-1}{T+1}$ | $\sigma^2 \frac{T-1}{T+6}$ |

the mode. Second, the statistic (be it mean or mode) varies with α . The Jeffrey's prior corresponds to $\alpha = 1$, but the bias-reducing prior is $\alpha = 2$. In the Appendix, we formally show that the bias reducing prior for this model: $\pi^R(\theta) \propto \frac{1}{\sigma^4}$.

Next, we consider estimators based on auxiliary statistics:

$$\hat{\psi}(\mathbf{y})' = \left(\bar{y} \quad \hat{\sigma}^2 \right).$$

Using sufficient statistics as $\hat{\psi}(\mathbf{y})$ allows likelihood-based (exact) Bayesian inference to be performed. For SMD estimation, we let $(\bar{y}_S, \hat{\sigma}_S^2) = \left(\frac{1}{S} \sum_{s=1}^S \bar{y}^s, \frac{1}{S} \sum_{s=1}^S \hat{\sigma}^{2,s} \right)$. The LT quasi-likelihood

using the variance of preliminary estimates of m and σ^2 as weights is:

$$\exp(-J(m, \sigma^2)) = \exp\left(-\frac{T}{2}\left[\frac{(\widehat{m} - m)^2}{\widehat{\sigma}^2} + \frac{(\widehat{\sigma}^2 - \sigma^2)^2}{2\widehat{\sigma}^4}\right]\right).$$

The LT posterior distribution is $p(m, \sigma^2 | \widehat{m}, \widehat{\sigma}^2) \propto \exp(-J(m, \theta))$. Integrating out m gives $p(\sigma^2 | \widehat{\sigma}^2, \widehat{m})$. We consider a flat prior $\pi^U(\theta) \propto \mathbb{I}_{\sigma^2 \geq 0}$ and the bias-reducing prior $\pi^R(\theta) \propto 1/\sigma^4 \mathbb{I}_{\sigma^2 \geq 0}$. The RS is the same as the SMD under a bias-reducing prior. Thus,

$$\begin{aligned}\widehat{\sigma}_{SMD}^2 &= \frac{\widehat{\sigma}^2}{\frac{1}{ST} \sum_{s=1}^S \sum_{t=1}^T (e_t^s - \bar{e}^s)^2} \\ \widehat{\sigma}_{RS,R}^2 &= \frac{\widehat{\sigma}^2}{\frac{1}{BT} \sum_{b=1}^B \sum_{t=1}^T (e_t^b - \bar{e}^b)^2} \\ \widehat{\sigma}_{RS,U}^2 &= \sum_{b=1}^B \frac{\frac{\widehat{\sigma}^2}{[\sum_{t=1}^T (e_t^b - \bar{e}^b)^2 / T]^2}}{\sum_{b=1}^B \frac{1}{\sum_{t=1}^T (e_t^b - \bar{e}^b)^2 / T}}\end{aligned}$$

For completeness, the parametric Bootstrap estimator $\widehat{\sigma}_{\text{Bootstrap}}^2 = 2\widehat{\sigma}^2 - \mathbb{E}\widehat{\sigma}^2(\widehat{\sigma}^2)$ is:

$$\widehat{\sigma}_{\text{Bootstrap}}^2 = 2\widehat{\sigma}^2 - \widehat{\sigma}^2 \frac{T-1}{T} = \widehat{\sigma}^2 \left(1 + \frac{1}{T}\right).$$

The properties of the estimators are summarized in Table 4.1:

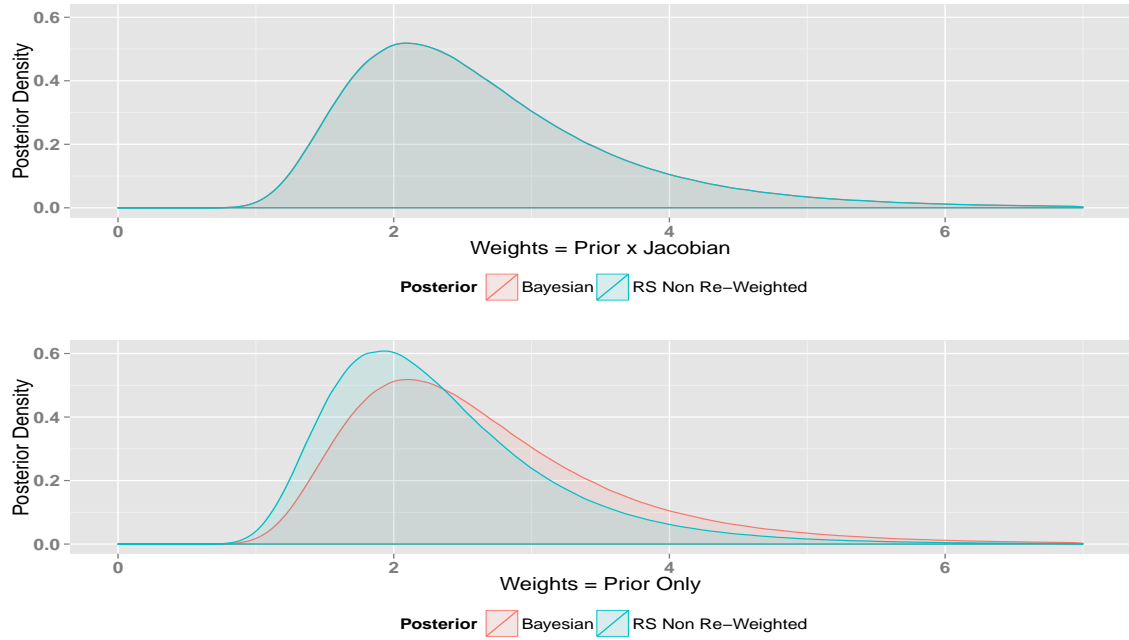
Table 2: Properties of the Estimators

| Estimator | Prior | $\mathbf{E}[\widehat{\theta}]$ | Bias | Variance | MSE |
|---------------------------------------|----------------------|---|------------------------------|--|---|
| $\widehat{\theta}_{ML}$ | - | $\sigma^2 \frac{T-1}{T}$ | $-\frac{\sigma^2}{T}$ | $2\sigma^4 \frac{T-1}{T^2}$ | $2\sigma^4 \frac{2T-1}{2T^2}$ |
| $\bar{\theta}_{BC}$ | 1 | $\sigma^2 \frac{T-1}{T-5}$ | $\frac{2\sigma^2}{T-5}$ | $2\sigma^4 \frac{T-1}{(T-5)^2}$ | $2\sigma^4 \frac{T+1}{(T-5)^2}$ |
| $\bar{\theta}_{BC-R}$ | $1/\sigma^4$ | σ^2 | 0 | $2\sigma^4 \frac{1}{T-1}$ | $2\sigma^4 \frac{1}{T-1}$ |
| $\bar{\theta}_{RS-U}$ | 1 | $\sigma^2 \frac{T-1}{T-5}$ | $\frac{2\sigma^2}{T-5}$ | $2\sigma^4 \frac{T-1}{(T-5)^2}$ | $2\sigma^4 \frac{T+1}{(T-5)^2}$ |
| $\bar{\theta}_{RS-R}$ | $\frac{1}{\sigma^4}$ | $\sigma^2 \frac{B(T-1)}{B(T-1)-2}$ | $\frac{2\sigma^2}{B(T-1)-2}$ | $2\sigma^4 \kappa_1 \frac{1}{T-1}$ | $2\sigma^4 \frac{\kappa_1}{T-1} + \frac{4\sigma^4}{(B(T-1)-2)^2}$ |
| $\widehat{\theta}_{SMD}$ | - | $\sigma^2 \frac{S(T-1)}{S(T-1)-2}$ | $\frac{2\sigma^2}{S(T-1)-2}$ | $2\sigma^4 \kappa_1 \frac{1}{T-1}$ | $2\sigma^4 \frac{\kappa_1}{T-1} + \frac{4\sigma^4}{(S(T-1)-2)^2}$ |
| $\bar{\theta}_{LT-U}$ | 1 | $\sigma^2 \frac{T-1}{T}$ | $-\frac{\sigma^2}{T}$ | $2\sigma^4 \frac{T-1}{T^2}$ | $2\sigma^4 \frac{T-1}{2T^2}$ |
| $\widehat{\theta}_{\text{Bootstrap}}$ | - | $\sigma^2 \left(1 - \frac{1}{T}\right)$ | $\frac{-\sigma^2}{T^2}$ | $2\sigma^4 \frac{T-1}{T^2} \left(1 + \frac{1}{T}\right)^2$ | $2\sigma^4 \frac{T-1}{T^2} \left(1 + \frac{1}{T}\right)^2 + \sigma^4 \frac{1}{T^4}$ |

where $\kappa_1(S, T) = \frac{(S(T-1))^2(T-1+S(T-1)-2)}{(S(T-1)-2)^2(S(T-1)-4)} > 1$, κ_1 tends to one as B, S tend to infinity.

All estimators are unbiased as $T \rightarrow \infty$ irrespective of S and B . For fixed T , the MLE and LT are downward biased. All other estimators have the same positive bias of $\frac{2\sigma^2}{T-3}$ when $S = B = 1$.

Figure 1: ABC vs. RS Posterior Density



However, $\hat{\theta}_{SMD} = \bar{\theta}_{RS-R}$ have smaller bias for any $S > 1$. Since $\frac{1}{(T-1)} < \frac{T-1}{(T-3)^2}$, $\hat{\theta}_{SMD}$ and $\bar{\theta}_{RS-R}$ are also more efficient than $\bar{\theta}_{RS-U}$. The estimators $\hat{\theta}_{SMD} = \bar{\theta}_{RS-R}$ have the same bias and mean-squared error if $S \rightarrow \infty$, in agreement with the analysis in the previous section. The bootstrap removes the first-order bias (in $1/T$) but adds a higher order bias term (in $1/T^2$). While the bootstrap does not require inverting the binding function (the bias is computed from taking the average of the estimator at σ^2), this computational simplicity comes at the cost of a larger higher order bias.

A main finding of this paper is that the reverse sampler obtained by properly weighting a sequence of SMD estimates can replicate the ABC posterior distribution which in turn equals the Bayesian posterior distribution if $\hat{\psi}$ are sufficient statistics and $\delta = 0$. The weight for each SMD estimate is the prior times the Jacobian. To illustrate the importance of the Jacobian transformation, the top panel of Figure 1 plots the Bayesian/ABC posterior distribution and the one obtained from the reverse sample. They are indistinguishable. The bottom panel shows an incorrectly constructed reverse sampler that does not apply the Jacobian transformation. Notably, the two distributions are not the same.

4.2 The Dynamic Panel Model with Fixed Effects

The dynamic panel model $y_{it} = \alpha_i + \beta y_{it-1} + \sigma e_{it}$ is known to suffer from severe bias when T is small because the unobserved heterogeneity α_i is imprecisely estimated. Various analytical bias corrections have been suggested to improve the precision of the least squares dummy variable (LSDV) estimator $\hat{\beta}$. Instrumental variable estimators have also been considered. Hsiao (2003) provides a detailed account of the treatment to this incidental parameter problem. Gourieroux et al. (2010) suggests to exploit the bias reduction properties of the indirect inference estimator using the dynamic panel model as auxiliary equation. The authors reported estimates of $\hat{\beta}$ that are sharply more accurate in simulation experiments that hold σ^2 fixed. The results continue to be impressive when an exogenous regressor and a linear trend is added to the model. We reconsider their exercise but also estimate σ^2 .

With $\theta = (\rho, \beta, \sigma^2)'$, we simulate data from the model:

$$y_{it} = \alpha_i + \rho y_{it-1} + \beta x_{it} + \sigma \varepsilon_{it}.$$

Let $A = I_T - 1_T 1_T' / T$, $\underline{A} = A \otimes I_T$, $\underline{y} = \underline{A} \text{vec}(y)$, $\underline{y}_{-1} = \underline{A} \text{vec}(y_{-1})$, $\underline{x} = \underline{A} \text{vec}(x)$, We use the following moment conditions:

$$\bar{g}(\rho, \beta, \sigma^2) = \begin{pmatrix} \underline{y}_{-1}(\underline{y} - \rho \underline{y}_{-1} - \beta \underline{x}) \\ \underline{x}(\underline{y} - \rho \underline{y}_{-1} - \beta \underline{x}) \\ (\underline{y} - \rho \underline{y}_{-1} - \beta \underline{x})^2 - \sigma^2(1 - 1/T) \end{pmatrix}.$$

with $\bar{g}(\hat{\rho}, \hat{\beta}, \hat{\sigma}^2) = 0$. The MD estimator is thus also the LSDV. The quantity $\bar{g}_S(\theta)$ for SMD and $\bar{g}^b(\theta)$ for ABC are defined analogously. For this model, Bayesian inference is possible since the likelihood in de-meaned data

$$L(\underline{y}, \underline{x} | \theta) = \frac{1}{\sqrt{2\pi|\sigma^2\Omega|}^N} \exp \left(-\frac{1}{2\sigma^2} \sum_{i=2}^N (\underline{y}_i - \rho \underline{y}_{i-1} - \beta \underline{x}_i)' \Omega^{-1} (\underline{y}_i - \rho \underline{y}_{i-1} - \beta \underline{x}_i) \right)$$

where $\Omega = I_{T-1} - 1_{T-1} 1_{T-1}' / T$. For LTE, ABC, SMD the weighting matrix is computed as: $W = (\frac{1}{NT} \sum_{i,t} g'_{it} g_{it} - \bar{g}' \bar{g})^{-1}$. Recall that while the weighting matrix is irrelevant to finding the mode in exactly identified models, W affects computation of the posterior mean. The prior is $\pi(\theta) = \mathbb{I}_{\sigma^2 \geq 0, \rho \in [-1, 1]}$. For SMD, the innovations ε^s used to construct $\hat{\psi}^s$ are drawn from the standard normal distribution once and held fixed.

Table 3 report results from 5000 replications for $T = 6, N = 100$, as in Gourieroux et al. (2010). The ML estimates are identical to MD as expected. Both $\hat{\rho}$ and $\hat{\sigma}^2$ are significantly biased. The mean estimate of the long run multiplier $\frac{\beta}{1-\rho}$ is only 1.6 when the true value is 2.5. The LTE is the

Table 3: Simulation Results: Dynamic Panel Model

$$y_{it} = \alpha_i + \rho y_{it-1} + \beta x_{it} + e_{it}$$

$$\rho = 0.6, \beta = 1.0, \sigma^2 = 2.0, \frac{\beta}{1-\rho} = 2.5$$

| | MLE | MD | LT | SLT | SMD | ABC | RS | Bootstrap |
|---|---------|---------|---------|---------|---------|---------|---------|-----------|
| $\hat{\rho}$: Mean | 0.4212 | 0.4212 | 0.4212 | 0.5959 | 0.5999 | 0.5902 | 0.6019 | 0.4229 |
| Std | 0.0364 | 0.0364 | 0.0363 | 0.0358 | 0.0352 | 0.0355 | 0.0342 | 0.0727 |
| Bias | -0.1788 | -0.1788 | -0.1788 | -0.0041 | -0.0001 | -0.0098 | 0.0019 | -0.1771 |
| $\hat{\beta}$: Mean | 0.9378 | 0.9378 | 0.9379 | 0.9951 | 0.9977 | 0.9929 | 0.9988 | 0.9360 |
| Std | 0.0694 | 0.0694 | 0.0694 | 0.0741 | 0.0740 | 0.0743 | 0.0726 | 0.1387 |
| Bias | -0.0622 | -0.0622 | -0.0621 | -0.0049 | -0.0023 | -0.0071 | -0.0012 | -0.0640 |
| $\hat{\sigma}^2$: Mean | 1.8694 | 1.8694 | 1.8787 | 1.9740 | 1.9908 | 2.0586 | 2.1053 | 1.8691 |
| Std | 0.1365 | 0.1365 | 0.1415 | 0.1539 | 0.1503 | 0.1555 | 0.1565 | 0.2729 |
| Bias | -0.1306 | -0.1306 | -0.1213 | -0.0260 | -0.0092 | 0.0586 | 0.1053 | -0.1309 |
| $\frac{\hat{\beta}}{1-\hat{\rho}}$: Mean | 1.6288 | 1.6288 | 1.6356 | 2.5031 | 2.5165 | 2.5104 | 2.5545 | 1.6587 |
| Std | 0.1809 | 0.1809 | 0.1815 | 0.3242 | 0.3220 | 0.3257 | 0.3210 | 0.3815 |
| Bias | -0.8712 | -0.8712 | -0.8644 | 0.0031 | 0.0165 | 0.0104 | 0.0545 | -0.8413 |

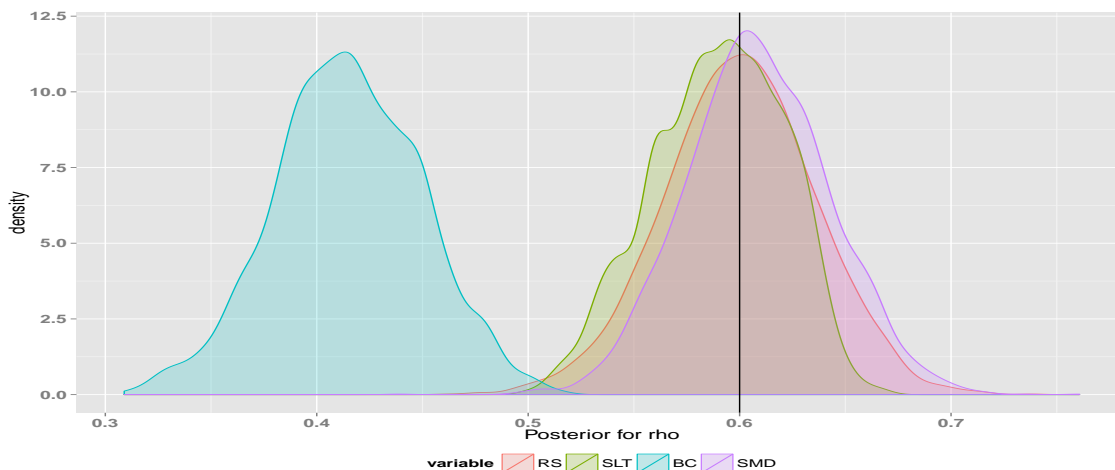
Note: We let $S = 20$ for SMD, $S = 100$ for the Bootstrap and $S = 200$ for RS .

same as the MD except that it is computed using Bayesian tools. Hence its properties are similar to the MD. The simulation estimators have much improved properties. The properties of $\bar{\theta}_{RS}$ are similar to those of the SMD. Figure 2 illustrates for one simulated dataset how the posteriors for RS /SLT are shifted compared the one based on the direct likelihood.

5 Practical Issues

The above analysis shows that the ABC can be seen from the perspective of SMD and that the two estimators have different biases for given T and are asymptotically equivalent as $T \rightarrow \infty$. Furthermore, the SLT is equivalent to the SMD as $S \rightarrow \infty$. In spite of conceptual similarities, there are some important differences between the estimators at the practical level. Before turning to the less obvious ones, we first note that the $T \times S$ matrix of innovations $\varepsilon^1, \dots, \varepsilon^S$ used in SMD estimation are only drawn from F_ε once and held fixed across iterations. Equivalently, the seed of

Figure 2: Frequentist, Bayesian, and Approximate Bayesian Inference for ρ



$p_{BC}(\rho|\hat{\psi})$ is the likelihood based Bayesian posterior distribution, $p_{SLT}(\rho|\hat{\psi})$ is the Simulated Laplace type quasi-posterior distribution, $p_{ABC}(\rho|\hat{\psi})$ is the approximate posterior distribution based on the RS. An estimate of the frequentist distribution of $\hat{\theta}_{SMD}$ is $\mathcal{N}(\hat{\theta}_{SMD}, \text{var}(\hat{\theta}_{SMD}))$.

the random number generator is fixed during iterations. It is important for the ε^s to be ‘re-used’ as the parameters are updated so that the only difference in successive iterations is due to change in the parameters to be estimated. In contrast, the LT and ABC draw new innovations from F_ε each time a θ^{b+1} is proposed. We simulate B sets of innovations of length T , not counting those used in draws that are rejected, and B is generally much bigger than S .

5.1 The ABC and RS

Whereas the SMD only solves the problem once, the ABC needs a large number of draws to accurately approximate the posterior if the acceptance rate is low, which tends to be an case with most implementations of ABC. To illustrate this point, consider estimating the mean m in our simple example with $\sigma^2 = 1$ assumed to be known, and $\pi(m) \propto 1$. From a previous draw m^b , a random walk step gives $m^* = m^b + \varepsilon$, $\varepsilon \sim \mathcal{N}(0, 1)$. For small δ , we can assume $m^*|\hat{m} \sim \mathcal{N}(\hat{m}, 1/T)$. From a simulated sample of T observations, we get an estimated mean $\hat{m}^* \sim \mathcal{N}(m^*, 1/T)$. As is typical of MCMC chains, these draws are serial correlated. To see that the algorithm can be stuck for a long time if m^* is far from \hat{m} , observe that the event $\hat{m}^* \in [\hat{m} - \delta, \hat{m} + \delta]$ occurs with probability $\mathbb{P}(\hat{m}^* \in [\hat{m} - \delta, \hat{m} + \delta]) = \Phi(\sqrt{T}(\hat{m} + \delta - m^*)) - \Phi(\sqrt{T}(\hat{m} - \delta - m^*)) \approx 2\sqrt{T}\delta\phi(\sqrt{T}(\hat{m} - m^*))$. The acceptance probability $\int_{m^*} \mathbb{P}(\hat{m}^* \in [\hat{m} - \delta, \hat{m} + \delta]) dm^*$ is thus linear in δ . To keep the number of accepted draws constant, we need to increase the number of draws as we decrease δ .

This result that the acceptance rate is linear in δ also applies in the general case. Assume that

$\widehat{\psi}^*(\theta^*) \sim \mathcal{N}(\psi(\theta^*), \Sigma(\theta^*)/T)$. We keep the draw if $\|\widehat{\psi} - \widehat{\psi}^*(\theta^*)\| \leq \delta$. The probability of this event can be bounded above by $\sum_{j=1}^K \mathbb{P}\left(|\widehat{\psi}_j - \widehat{\psi}_j^*(\theta^*)| \leq \delta\right)$ i.e.:

$$\sum_{j=1}^K \Phi\left(\frac{\sqrt{T}}{\sigma_j}(\widehat{\psi}_j + \delta - \psi_j(\theta^*))\right) - \Phi\left(\frac{\sqrt{T}}{\sigma_j}(\widehat{\psi}_j - \delta - \psi_j(\theta^*))\right) \approx 2\sqrt{T}\delta \sum_{j=1}^K \frac{\phi}{\sigma_j}\left(\frac{\sqrt{T}}{\sigma_j}(\widehat{\psi}_j - \psi_j(\theta^*))\right).$$

The acceptance probability is still at best linear in δ . In general we need to increase the number of draws at least as much as δ declines to keep the number of accepted draws fixed.

Table 4: Acceptance Probability as a function of δ

| δ | 10 | 1 | 0.1 | 0.01 | 0.001 |
|---|---------|---------|---------|---------|---------|
| $\mathbb{P}(\ \widehat{\psi} - \widehat{\psi}^b\ _W \leq \delta)$ | 0.72171 | 0.16876 | 0.00182 | 0.00002 | 0.00000 |

Note: $\theta_0 = (m_0, \sigma_0^2) = (0, 2)$, $T = 20$ $W = \text{diag}(\widehat{\sigma}^2, 2\widehat{\sigma}^4)/T$, $\pi(m, \sigma^2) \propto \mathbb{I}_{\sigma^2 \geq 0}$

Table 4 shows the acceptance rate for the example considered in Section 4.1 when $\theta = (m, \sigma^2)$ and $T = 20$. The results confirm that for small values of δ , the acceptance rate is approximately linear in δ . Even though in theory, the target ABC posterior should be closer to the true posterior when δ is small, this may not be true in practice because of the poor properties of the MCMC chain. At least for this example, the MCMC chain with moderate value of δ provides a better approximation to the true posterior density. Or, an alternative sampler might be desirable, such as the Sequential Monte-Carlo (importance sampling) algorithm proposed by Sisson et al. (2007); Sisson and Fan (2010).

This problem appears not to be specific to the the indicator function/rectangular kernel formulation of the ABC. Gao and Hong (2014) analyzes the estimator of Creel and Kristensen (2013) (which is effectively a noisy ABC estimator). They suggests that the problem arises because to compensate for the large variance associated with the kernel, the number of simulations need to be larger than $T^{K/2}$ to achieve \sqrt{T} convergence, where K is the number of regressors. This result and our observation above both suggest that a large number of draws is needed to implement the ABC. Gao and Hong (2014) suggests to use local polynomials which can reduce the number of simulations to $T^{K/(p+1)}$, where p is the degree of polynomial. Using local regressions in ABC was also considered in Beaumont et al. (2002).

The reverse sampler differs from the MCMC-ABC in several ways. First, the RS draws from the posterior with $\delta = 0$. Second, unlike the MCMC-ABC which produces draws that are serially correlated, the RS generates iid draws from the posterior distribution. Third, the RS solves an optimization problem for each draw. But since the draws can be computed in parallel and there is no need for tuning parameters, the task can be automated and completed quite quickly. Fourth,

and perhaps most important, is that at least in the just-identified case, the reverse sampler accepts all draws and has an acceptance rate of one. This in sharp contrast to the low acceptance rate of the MCMC-ABC just discussed.

The RS has its own limitation, however. The sampling scheme is possible in the just-identified case when $\theta \rightarrow \widehat{\psi}^b(\theta)$ is one-to-one and continuously differentiable. If the mapping is not differentiable, then the reversed sampler will not be feasible. When the mapping is differentiable and just identified but not one-to-one (such as when the absolute value of a parameter is identified but not its sign), the implementation requires a change of variable and is more difficult.⁹ In the overidentified case, the binding function is possibly not locally injective and more importantly it will not be surjective. There may not exist θ^b such that $\bar{g}(\theta^b) = \|\widehat{\psi}^b(\theta^b) - \widehat{\psi}\|$ is exactly zero. A solution is to find the θ^b such that $\widehat{\psi}^b(\theta^b)$ is close to $\widehat{\psi}$ in some well defined sense. This is usually done by weighting the moments $\bar{g}(\theta)$ by some weighting matrix W , or equivalently, solving for θ^b that sets the first order condition $\bar{g}_\theta(\theta^b)W\bar{g}(\theta^b)$ to 0_K . To implement the reverse sampler, we need to draw from the joint distribution $p(\varepsilon^b, \widehat{\psi}^b(\theta^b))$ conditional on the first order conditions being true, and taking into account that not all draws should be kept because a θ^b that satisfies the first order condition need not imply $\bar{g}(\theta^b) = 0$. The precise implementation of the RS remains to be studied.¹⁰

5.2 The LT and SLT

The LT and SLT are particularly appealing when the posterior is proper.¹¹ Unlike the ABC, the acceptance rate does not depend on δ and can be easily tuned. However, the LTE also has its limitations. Given that the LTE treats the Laplace transform of the objective as a density, nothing guarantees that the posterior is proper. Checking whether the posterior is integrable can be difficult and imposing support restrictions can bias the results. To illustrate this point, consider again the case of estimating $\theta = (m, \sigma^2)$, noting that the choice of weighting matrix has implications for the posterior mean. Instead of using weights obtained from a preliminary estimation, we now use a continuously updated weighting matrix. Now the quasi-LT likelihood

$$\exp(-J_C(m, \sigma^2)) = \exp\left(-\frac{T}{2}\left[\frac{(\widehat{m} - m)^2}{\sigma^2} + \frac{(\widehat{\sigma}^2 - \sigma^2)^2}{2\sigma^4}\right]\right).$$

is not a proper density because it tends to $\exp(-T/4)$ as $\sigma^2 \rightarrow \infty$ and the objective function becomes flat. Hence the chain behaves like a random walk and the acceptance rate will be close

⁹Specifically, we need to consider to a change of variable: $p(\varepsilon^b, \widehat{\psi}^b(\theta^b) | \widehat{\psi}^b(\theta^b) = \widehat{\psi}) = \sum_{\theta^b \in \widehat{\psi}^{-1, b}(\widehat{\psi})} \frac{p(\varepsilon^b, \theta^b)}{|\widehat{\psi}_\theta^b(\theta^b)|}$. The implementation becomes more difficult as we need to know the number of roots to $\widehat{\psi}^{-1, b}(\cdot)$. It can be numerically unstable because of the division by a derivative, even when local injectivity holds.

¹⁰We also need a change of variable using the Jacobian of $\theta \rightarrow \partial_\theta \|\widehat{\psi} - \widehat{\psi}^b(\theta)\|_W^2$ at 0_K (the nearest draw to $\widehat{\psi}$).

¹¹In the case of estimating $\theta = m$ considered above, we can compute the predicted LTE acceptance rate to be $\simeq 70\%$, much higher than the ABC rate for small δ .

to one when σ^2 is large. To obtain a proper posterior distribution, we may consider, for example, Jeffrey’s prior which in this case is $\pi(m, \sigma^2) \propto 1/\sigma^3$. The posterior distribution is $p(m, \sigma^2 | \hat{m}, \hat{\sigma}^2) \propto \sigma^{-3} \exp(-J_C(m, \sigma^2))$ is well defined at $\sigma^2 = 0$ and ∞ .¹² Another possibility is to use the full indirect likelihood $(2\sigma^6)^{-1/2} \exp(-J(m, \sigma^2))$ as in Jiang and Turnbull (2004) instead of just its kernel. We consider this possibility in on-going work.

The fact that σ^2 is a variance also creates a problem specific to the LT. Likelihood estimation yields a $\hat{\sigma}^2$ that has an inverse- χ^2 distribution. Because the BC and ABC draws are taken from this distribution, they are positive by construction. But the quasi-LT likelihood is normal. As such, draws of σ^2 from the quasi-likelihood under a flat prior are not guaranteed to be non-negative. If we constrain the flat prior $\pi(m, \sigma^2) \propto \mathbb{I}_{\sigma^2 \geq 0}$ to be positive, the marginal posterior distribution of σ^2 will be truncated at zero. While this does not affect the posterior mode, the mean will be biased by a random term relating to the inverse Mills ratio.¹³ It is conceivable that truncation due to support constraints will generate a similar bias on the posterior mean without affecting the posterior mode. In such cases, approximating the posterior mode by the mean can be misleading.

5.3 The SMD

In the analysis of the preceding section, we see that SMD has favorable bias properties and can completely remove the order $\frac{1}{T}$ bias when the auxiliary parameter estimate is consistent for θ . But models are vulnerable to the possibility of misspecification. In MD estimation, $\hat{\theta}$ is a function of the auxiliary estimate $\hat{\psi}$. Genton and Ronchetti (2003) considers estimation of diffusion models and shows that discretization can nullify the bias reduction that indirect inference would otherwise have offered. The reason is that the influence function of $\hat{\theta}_{SMD}$ depends on the influence function of $\hat{\psi}$. They suggest robust estimation of the auxiliary parameters from the data but not the simulated data since simulated data are likely to be free of outliers.

The MCMC implementations for ABC and SLT require specification of a prior and tuning parameters, and the estimates can be sensitive to these choices as discussed above. However, when these parameters are appropriately chosen, they can have desirable bias properties and inference is straightforward. One can easily construct summary statistics and credible regions from the quasi-posterior distribution. The inference is exact and does not rely on asymptotic approximations. The SMD does not require tuning parameters but computation of the standard errors is more demanding

¹²Simulations verify that draws from the posterior distribution under Jeffrey’s prior are stationary and much better behaved than those under the flat prior.

¹³The same results under a Jeffrey’s prior are the same since it coincides with a flat prior in this case, ie. $\pi(m, \sigma^2) \propto 1$. If use a continuously updated quasi-likelihood along with Jeffrey’s prior, we have the posterior distribution $p(m, \sigma^2 | \hat{m}, \hat{\sigma}^2) \propto \sigma^{-3} \exp(-J_C(m, \sigma^2))$ as discussed above. While the mode is well defined, the posterior mean is unbounded because $\sigma^2 p(\sigma^2 | \hat{\sigma}^2) \propto \sigma^{-1}$ which tends to ∞ as $\sigma^2 \rightarrow \infty$.

as they depend on the sampling uncertainty of the auxiliary statistics as well as the shape of the intractable binding function.

If the auxiliary model coincides with the true model, the SMD estimates are efficient. But if the parameter space of the true model is infinite dimension, SMD estimates based on a finite number of auxiliary statistics cannot be efficient. Seeing the SMD from the perspective of a target estimator can shed light on this feature. As pointed out earlier, a target estimator improves upon the bootstrap estimator. An SMD is a target estimator and has the same advantage over the bootstrap. To gain more intuition on this point, suppose that $\psi(\theta) = \theta$ and let $\tilde{\theta}$ be a preliminary estimate such that $g(\theta) = \mathbb{E}_{P_\theta}[\tilde{\theta}] = a\theta + b$. Consistency requires that $(a, b) \rightarrow (1, 0)$ as $T \rightarrow \infty$. The bootstrap estimate is $\hat{\theta}_B = 2\tilde{\theta} - \mathbb{E}_{P_{\tilde{\theta}}}[\hat{\theta}] = (2 - a)\tilde{\theta} - b$, where $\hat{\theta}$ is the estimate based on data generated under $P_{\tilde{\theta}}$. Since $\mathbb{E}_{P_{\tilde{\theta}}}[\hat{\theta}_B] = (2 - a)(a\theta + b) - b$, the bootstrap estimator has bias $[(2 - a)a - 1]\theta_0 + (1 - a)b$ which is zero only if $a = 1$. The SMD has the same property. The bootstrap will have good bias reduction ability if $a \simeq 1$, ie. if the bias of the $\tilde{\theta}$ does not depend too strongly on the true value θ_0 . A target estimator finds θ to solve $\mathbb{E}_{P_\theta}[\hat{\theta}] = \tilde{\theta}$. In this case, the required condition is $a\theta + b = \tilde{\theta}$, giving $\hat{\theta}_{TA} = \frac{\tilde{\theta} - b}{a}$. The target estimator is unbiased since $\mathbb{E}[\hat{\theta}_{TA}] = \theta_0$ for $a > 0$. The SMD will reduce bias regardless of a .

But what about variance of the target estimates? Cabrera and Fernholz (1999) shows that mean squared error reduction by target estimation can be expected if $|g_\theta(\theta)| > 1$. This point is easily understood by again considering $\psi(\theta) = \theta$ and $g(\theta) = a\theta + b$. Since $\text{var}(\hat{\theta}_{TA}) = \text{var}(\tilde{\theta})/a^2$ in this case, it follows that reduction in variance and mean-squared error is possible if $|a| \geq 1$ and $(1/a^2 - 1)\text{var}(\hat{\theta}_{TA}) \leq b$ respectively. Interestingly, the bootstrap estimator has variance $\text{var}(\hat{\theta}_B) = (2 - a)^2\text{var}(\tilde{\theta})$. It follows that for any $a \in [1 - \sqrt{2}, 1 + \sqrt{2}]$ we will have $\text{var}(\hat{\theta}_B) \leq \text{var}(\hat{\theta}_{TA})$. And since $a \rightarrow 1$, the bootstrap will have smaller variance than the SMD in large samples. Whether the mean-squared error of the SMD exceeds or is small than that of the bootstrap depends on a , b and the true value of θ . No uniform statements can be made. This is in agreement with findings in Mackinnon and Smith (1998) that bias correction may increase variance depending on the shape of the bias function.

To the extent that the SMD is a target estimator, the findings suggest that the inefficiency of the SMD could be traced to the shape of the binding function, which is problem specific. Additionally, accurate SMD inference relies on asymptotic normality being an accurate approximation to the finite sample distribution of $\hat{\psi}$, as well as adequacy of numerical approximations to the curvature of the binding function. These approximations may not be appropriate in finite samples. In this regard, inference based on the ABC and SLT is not only computationally easier, but is likely to be more precise.

6 Conclusion

Different disciplines have developed different estimators to overcome the limitations posed by an intractable likelihood. These estimators share many similarities:- they rely on auxiliary statistics and use simulations to approximate quantities that have no closed form expression. We provide a framework that helps understand the quasi and Approximate Bayesian approach from the perspective of Simulated Minimum Distance estimation. We document the difference between the frequentist and Bayesian approaches in terms of second order bias.

We have focused on the properties of the estimators for a given T . If we let $T \rightarrow \infty$, the SLT and SMD are asymptotically equivalent for any choice of prior. Since (i) SLT and LT are equivalent as $S \rightarrow \infty$, (ii) SMD and MD are equivalent as $S \rightarrow \infty$, the four estimators MD, SMD, LT, SLT are equivalent as $S \rightarrow \infty$ and $T \rightarrow \infty$ for any choice of $\pi(\theta)$. The ABC is also in this equivalence class.

We have only considered regular problems when θ_0 is in the interior of Θ and the objective function is differentiable. When these conditions fail, the posterior is no longer asymptotically normal around the MLE with variance equal to the inverse of the Fisher Information Matrix. Understanding the properties of these estimators under non-standard conditions is the subject for future research.

Appendix

The terms $\mathbb{A}(\theta)$ and $\mathbb{C}(\theta)$ in the MD are derived for the just identified case as follows. At the optimum, $\hat{\theta} = \psi(\hat{\theta})$. Recall that $\hat{\psi}$ has a second order expansion:

$$\hat{\psi} = \psi(\theta_0) + \frac{\mathbb{A}(\theta_0)}{\sqrt{T}} + \frac{\mathbb{C}(\theta_0)}{T} + o_p(1/T)$$

Now $\hat{\theta} = \theta_0 + \frac{A(\theta_0)}{\sqrt{T}} + \frac{C(\theta_0)}{T} + o_p(1/T)$. Thus expanding $\psi(\hat{\theta})$ around $\theta = \theta_0$:

$$\begin{aligned} \psi(\hat{\theta}) &= \psi\left(\theta_0 + \frac{A(\theta_0)}{\sqrt{T}} + \frac{C(\theta_0)}{T} + o_p\left(\frac{1}{T}\right)\right) \\ &= \psi(\theta_0) + \psi_\theta(\theta_0) \left(\frac{A(\theta_0)}{\sqrt{T}} + \frac{C(\theta_0)}{T} + o_p\left(\frac{1}{T}\right)\right) + \frac{1}{2T} \sum_{j=1}^K A_j(\theta_0) \psi_{\theta, \theta_j}(\theta_0) A(\theta_0) + o_p\left(\frac{1}{T}\right). \end{aligned}$$

Equating with $\psi(\theta_0) + \frac{\mathbb{A}(\theta_0)}{\sqrt{T}} + \frac{\mathbb{C}(\theta_0)}{T} + o_p\left(\frac{1}{T}\right)$ and solving for A, C we get:

$$\begin{aligned} A(\theta_0) &= (\psi_\theta(\theta_0))^{-1} \mathbb{A}(\theta_0) \\ C(\theta_0) &= (\psi_\theta(\theta_0))^{-1} \left(\mathbb{C}(\theta_0) - \frac{1}{2} \sum_{j=1}^K A_j(\theta_0) \psi_{\theta, \theta_j}(\theta_0) A(\theta_0) \right). \end{aligned}$$

Proof of Proposition 2:i

We have $\theta^b = \theta_0 + \frac{A^b(\theta_0)}{\sqrt{T}} + \frac{C^b(\theta_0)}{T}$ and $\hat{\psi}(\theta_0) = \psi(\theta_0) + \frac{\mathbb{A}(\theta_0)}{\sqrt{T}} + \frac{\mathbb{C}(\theta_0)}{T}$. We also have

$$\begin{aligned} \psi^b(\theta^b) &= \psi(\theta^b) + \frac{\mathbb{A}^b(\theta^b)}{\sqrt{T}} + \frac{\mathbb{C}^b(\theta^b)}{T} \\ &= \psi\left(\theta_0 + \frac{A^b(\theta_0)}{\sqrt{T}} + \frac{C^b(\theta_0)}{T}\right) + \frac{\mathbb{A}^b(\theta^b)}{\sqrt{T}} + \frac{\mathbb{C}^b(\theta^b)}{T} \\ &= \psi(\theta_0) + \psi_\theta(\theta_0) \left(\frac{A^b(\theta_0)}{\sqrt{T}} + \frac{C^b(\theta_0)}{T}\right) + \sum_j \frac{\psi_{\theta\theta_j}(\theta_0)}{2T} A^b(\theta_0) A_j^b(\theta_0) \\ &\quad + \frac{\mathbb{A}^b(\theta^b)}{\sqrt{T}} + \frac{\mathbb{A}_\theta^b(\theta_0) A^b(\theta_0)}{T} + \frac{\mathbb{C}^b(\theta^b)}{T} + o_p\left(\frac{1}{T}\right). \end{aligned}$$

For ABC, $\psi^b(\theta^b) = \hat{\psi}(\theta_0)$, Comparing terms,

$$\begin{aligned} \mathbb{A}(\theta_0) &= \psi_\theta(\theta_0) A^b(\theta_0) + \mathbb{A}^b(\theta^b) \Rightarrow A^b(\theta_0) = \psi_\theta(\theta_0)^{-1} \left[\mathbb{A}(\theta_0) - \mathbb{A}^b(\theta_0) \right] \\ \mathbb{C}(\theta_0) &= \psi_\theta(\theta_0) C^b(\theta_0) + \frac{1}{2} \sum_j \psi_{\theta\theta_j}(\theta_0) A^b(\theta_0) A_j^b(\theta_0) + \mathbb{A}_\theta^b(\theta_0) A^b(\theta_0) + \mathbb{C}^b(\theta_0). \end{aligned}$$

Let $F(\theta_0) = \frac{1}{2} \sum_j \psi_{\theta\theta_j}(\theta_0) A^b(\theta_0) A_j^b(\theta_0) + \mathbb{A}_\theta^b(\theta_0) A^b(\theta_0)$. This implies

$$C^b(\theta_0) = \psi_\theta(\theta_0)^{-1} \left[\mathbb{C}(\theta_0) - \mathbb{C}^b(\theta_0) - F(\theta_0) \right]$$

If the auxiliary regression is the structural model, ie. $\psi(\theta_0) = \theta_0$, then (i) $\psi_\theta = I_K$ and (ii) $\psi_{\theta\theta_j} = 0$ and $E[C^b(\theta_0)] = -E[\mathbb{A}_\theta(\theta_0)A^b(\theta_0)]$. But under our assumptions, $A^b(\theta_0) = (\mathbb{A}(\theta_0) - \mathbb{A}^b(\theta_0))$ so

$$-F(\theta_0) = -\mathbb{A}_\theta^b(\theta_0)(\mathbb{A}(\theta_0) - \mathbb{A}^b(\theta_0)) = \mathbb{A}_\theta^b(\theta_0)(\mathbb{A}^b(\theta_0) - \mathbb{A}(\theta_0))$$

Assuming $\mathbb{A}(\theta_0)$ and $\mathbb{A}^b(\theta_0)$ are independent: $E[C^b(\theta_0)] = \text{cov}(\mathbb{A}_\theta^b(\theta_0), \mathbb{A}^b(\theta_0))$.

Furthermore, $\mathbb{A}^b(\theta_0) \sim \mathcal{N}(0, \text{var}(\widehat{\psi}))$ and let $\Sigma\Sigma' = \text{var}(\widehat{\psi})$. Then

$$E[C^b(\theta_0)] = \frac{\partial \Sigma(\theta_0)}{\partial \theta} \Sigma(\theta_0)$$

which is a function of the variance of $\widehat{\psi}$ but not the bias. In the general case, $F(\theta_0)$ is a function of A^b and $\mathbb{A}^b(\theta_0)$.

Proof of Proposition 2.ii

The proof consists of expanding (a) θ^b around θ_0 , (b) $\psi^b(\theta^b)$ around $\psi(\theta_0)$, and (c) $\widehat{\psi}(\theta^b)$ around $\psi(\theta_0)$. For (a), the expansion $\theta^b = \theta_0 + \frac{A^b(\theta_0)}{\sqrt{T}} + \frac{C^b(\theta_0)}{T} + o_p(\frac{1}{T})$ is provided by part (i) of the Proposition. For (b), an expansion $\psi^b(\theta^b)$ around $\psi(\theta^b)$ gives

$$\psi^b(\theta^b) = \psi(\theta^b) + \frac{\mathbb{A}^b(\theta^b)}{\sqrt{T}} + \frac{\mathbb{C}^b(\theta^b)}{T}.$$

A further expansion of the first term $\psi(\theta^b)$ around θ_0 gives

$$\begin{aligned} \psi^b(\theta^b) &= \psi(\theta_0) + \psi_\theta(\theta_0) \left[\frac{A^b(\theta_0)}{\sqrt{T}} + \frac{C^b(\theta_0)}{T} \right] + \frac{1}{2T} \sum_{j=1}^K \psi_{\theta\theta_j}(\theta_0) A^b(\theta_0) T A_j^b(\theta_0) \\ &\quad + \frac{\mathbb{A}^b(\theta_0)}{\sqrt{T}} + \frac{\mathbb{A}_\theta^b(\theta_0) A^b(\theta_0)}{T} + \frac{\mathbb{C}^b(\theta_0)}{T} + o_p\left(\frac{1}{T}\right). \end{aligned}$$

Each $\psi^b(\theta^b)$ solves an MD problem and we have $\psi^b(\theta^b) = \psi(\theta_0) + \frac{\mathbb{A}(\theta_0)}{\sqrt{T}} + \frac{\mathbb{C}(\theta_0)}{T} + o_p(\frac{1}{T})$. Equating terms, $\mathbb{A}(\theta_0) = \psi_\theta(\theta_0)A^b(\theta_0) + \mathbb{A}^b(\theta_0)$ from which we can solve for $A^b(\theta_0)$. Furthermore, $\mathbb{C}(\theta_0) = \mathbb{C}^b(\theta_0) + \psi_\theta(\theta_0)C^b(\theta_0) + \frac{1}{2} \sum_{j=1}^K \psi_{\theta\theta_j}(\theta_0) \psi(\theta_0) A^b(\theta_0) A_j^b(\theta_0) + \mathbb{A}_\theta^b(\theta_0) + A^b(\theta_0)$. Solving, we have

$$\begin{aligned} A^b(\theta_0) &= \left[\psi_\theta(\theta_0) \right]^{-1} \left(\mathbb{A}(\theta_0) - \mathbb{A}^b(\theta_0) \right) \\ C^b(\theta_0) &= \left[\psi_\theta(\theta_0) \right]^{-1} \left[\mathbb{C}(\theta_0) - \mathbb{C}^b(\theta_0) - \frac{1}{2} \psi_{\theta\theta_j}(\theta_0) \psi(\theta_0) A^b(\theta_0) A_j^b(\theta_0) - \mathbb{A}_\theta^b(\theta_0) A^b(\theta_0) \right]. \end{aligned}$$

For (c),

$$\begin{aligned} \widehat{\psi}(\theta^b) &= \widehat{\psi} \left(\theta_0 + \frac{A^b(\theta_0)}{\sqrt{T}} + \frac{C^b(\theta_0)}{T} + o_p\left(\frac{1}{T}\right) \right) \\ &= \widehat{\psi}(\theta_0) + \widehat{\psi}_\theta \frac{A^b(\theta_0)}{\sqrt{T}} + o_p\left(\frac{1}{T}\right) \\ &= \psi(\theta_0) + \frac{\mathbb{A}(\theta_0)}{\sqrt{T}} + \psi_\theta(\theta_0) \frac{A^b(\theta_0)}{\sqrt{T}} + o_p\left(\frac{1}{T}\right) \end{aligned}$$

where $\psi_\theta(\theta_0) = \nabla_\theta \psi(\theta)|_{\theta=\theta_0}$ is the first derivative of the binding function with respect to θ evaluated at $\theta = \theta_0$. The derivative with respect to the auxiliary statistic $\widehat{\psi}(\theta)$ is $\widehat{\psi}_\theta$. We will let $\psi_{\theta\theta_j}(\theta_0)$ be the j -th column of the second derivative of the binding function evaluated at $\theta = \theta_0$.

Let $\pi_\theta(\theta_0) = \frac{\partial \pi(\theta)}{\partial \theta}|_{\theta=\theta_0}$ be the derivative of the prior with respect to θ evaluated at θ_0 . Since the prior $\pi(\theta)$ is continuously differentiable around $\theta = \theta_0$, the weight for draw θ^b is

$$w(\theta^b) = \left[\pi(\theta_0) + \pi_\theta(\theta_0) \frac{A^b}{\sqrt{T}} + o_p\left(\frac{1}{\sqrt{T}}\right) \right] \times |\widehat{\psi}_\theta(\theta^b)|.$$

The first term above is the expansion of $\pi(\theta^b)$ around $\pi(\theta_0)$ and the second term is the Jacobian of $\widehat{\psi}(\theta)$ with respect to θ which has expansion as

$$\widehat{\psi}_\theta(\theta^b) = \psi_\theta(\theta_0) + \frac{\mathbb{A}_\theta^b}{\sqrt{T}} + \sum_{j=1}^K \frac{\psi_{\theta,\theta_j}(\theta_0) A_j^b}{\sqrt{T}} + o_p\left(\frac{1}{\sqrt{T}}\right) = \psi_\theta(\theta_0) \left[I_K + \frac{D_1^b(\theta_0)}{\sqrt{T}} \right] + o_p\left(\frac{1}{\sqrt{T}}\right)$$

Letting $d_1^b(\theta_0) = \text{trace}(D_1^b(\theta_0))$, $\pi(\theta^b)$ becomes

$$\begin{aligned} w(\theta^b) &= |\psi_\theta(\theta_0)| \left[\pi(\theta_0) + \pi_\theta(\theta_0) \frac{A^b}{\sqrt{T}} + o_p\left(\frac{1}{\sqrt{T}}\right) \right] \left(1 + \frac{d_1^b(\theta_0)}{\sqrt{T}} + o_p\left(\frac{1}{\sqrt{T}}\right) \right) \\ &= |\psi_\theta(\theta_0)| \left[\pi(\theta_0) + \frac{\pi_\theta(\theta_0) A^b(\theta_0)}{\sqrt{T}} + \pi(\theta_0) \frac{d_1^b(\theta_0)}{\sqrt{T}} \right] + o_p\left(\frac{1}{\sqrt{T}}\right). \end{aligned}$$

It can be shown that the weight on θ^b has expansion

$$\begin{aligned} \frac{w(\theta^b)}{\sum_{b=1}^B w(\theta^b)} &= \frac{1}{B} \left(1 + \frac{1}{\sqrt{T}} \frac{\pi_\theta(\theta_0)}{\pi(\theta_0)} A^b(\theta_0) + \frac{d_1^b(\theta_0)}{\sqrt{T}} + o_p\left(\frac{1}{\sqrt{T}}\right) \right) \times \\ &\quad \left(1 - \frac{1}{\sqrt{T}} \frac{\pi_\theta(\theta_0)}{\pi(\theta_0)} \frac{1}{B} \sum_{c=1}^B A^c(\theta_0) - \frac{1}{B} \sum_{c=1}^B \frac{d_1^c(\theta_0)}{\sqrt{T}} + o_p\left(\frac{1}{\sqrt{T}}\right) \right) \\ &= \frac{1}{B} \left(1 + \frac{1}{\sqrt{T}} \frac{\pi_\theta(\theta_0)}{\pi(\theta_0)} (A^b(\theta_0) - \frac{1}{B} \sum_{c=1}^B A^c(\theta_0)) + \frac{1}{\sqrt{T}} (d_1^b(\theta_0) - \frac{1}{B} \sum_{c=1}^B d_1^c(\theta_0)) + o_p\left(\frac{1}{T}\right) \right). \end{aligned}$$

Let $\bar{A} = \frac{1}{B} \sum_{b=1}^B A^b(\theta_0)$ and $\bar{d}_1 = \frac{1}{B} \sum_{b=1}^B d_1^b(\theta_0)$. The posterior mean is $\bar{\theta}_{RS} = \sum_{b=1}^B \frac{w(\theta^b)}{\sum_{c=1}^B w(\theta^c)} \theta^b$.

Thus suppressing the dependence of A^b, C^b, d_1^b and \bar{d}_1 on θ_0 ,

$$\begin{aligned} \bar{\theta}_{RS} &= \theta_0 + \frac{1}{B} \sum_{b=1}^B \left[\left(1 + \frac{1}{\sqrt{T}} \frac{\pi_\theta(\theta_0)}{\pi(\theta_0)} (A^b - \bar{A}) + \frac{1}{\sqrt{T}} (d_1^b - \bar{d}_1) + o_p\left(\frac{1}{\sqrt{T}}\right) \right) \left(\frac{A^b}{\sqrt{T}} + \frac{C^b}{T} + o_p\left(\frac{1}{T}\right) \right) \right] \\ &= \theta_0 + \frac{1}{\sqrt{T}} \left(\frac{1}{B} \sum_{b=1}^B A^b \right) + \frac{1}{T} \left(\frac{1}{B} \sum_{b=1}^B C^b \right) + \frac{1}{T} \frac{1}{B} \sum_{b=1}^B \frac{\pi_\theta(\theta_0)}{\pi(\theta_0)} \left(A^b A^{b'} - \bar{A} \bar{A}' + (d_1^b - \bar{d}_1) A^b \right) + o_p\left(\frac{1}{T}\right). \end{aligned}$$

In the text, we let $D^b(\theta_0) = A^b A^{b'} - \bar{A} \bar{A}' + (d_1^b - \bar{d}_1) A^b$. Compared with the second order expansion of the posterior mean

$$\bar{\theta}_{RS} = \theta_0 + \frac{A_{RS}(\theta_0)}{\sqrt{T}} + \frac{C_{RS}(\theta_0)}{T} + o_p\left(\frac{1}{T}\right),$$

we have $\mathbb{E}[A_{RS}(\theta_0)] = 0$ as in the SMD case. But, $\mathbb{E}[C_{ABC}(\theta_0)] \neq 0$ any arbitrary prior. Hence, in theory, the RS /ABC should have less desirable bias properties than SMD.

6.1 Results For The Example in Section 4.1

The data generating process is $y_t = m_0 + \sigma_0 e_t$, $e_t \sim iid \mathcal{N}(0, 1)$. As a matter of notation, a hat is used to denote the mode, a bar denotes the mean, superscript s denotes a specific draw and a subscript S to denote average over S draws. For example, $\bar{e}_S = \frac{1}{ST} \sum_{s=1}^S \sum_{t=1}^T e_t^s = \frac{1}{S} \sum_{s=1}^S \bar{e}^s$.

MLE: Define $\bar{e} = \frac{1}{T} \sum_{t=1}^T e_t$. Then the mean estimator is $\hat{m} = m_0 + \sigma_0 \bar{e} \sim N(0, \sigma_0^2/T)$. For the variance estimator, $\hat{e} = y - \hat{m} = \sigma_0(e - \bar{e}) = \sigma_0 M e$, $M = I_T - 1(1'1)^{-1}1'$ is an idempotent matrix with $T - 1$ degrees of freedom. Hence $\hat{\sigma}_{ML}^2 = \hat{e}'\hat{e}/T \sim \sigma_0^2 \chi_{T-1}^2$.

BC: Expressed in terms of sufficient statistics $(\hat{m}, \hat{\sigma}^2)$, the joint density of \mathbf{y} is

$$p(\mathbf{y}; m, \sigma^2) = \left(\frac{1}{2\pi\sigma^2}\right)^{T/2} \exp\left(-\frac{\sum_{t=1}^T (m - \hat{m})^2}{2\sigma^2} \times \frac{-T\hat{\sigma}^2}{2\sigma^2}\right).$$

The flat prior is $\pi(m, \sigma^2) \propto 1$. The marginal posterior distribution for σ^2 is $p(\sigma^2|\mathbf{y}) = \int_{-\infty}^{\infty} p(\mathbf{y}|m, \sigma^2) dm$. Using the result that $\int_{-\infty}^{\infty} \exp(-\frac{T}{2\sigma^2}(m - \hat{m})^2) dm = \sqrt{2\pi\sigma^2}$, we have

$$\begin{aligned} p(\sigma^2|\mathbf{y}) &\propto (2\pi\sigma^2)^{-(T-1)/2} \exp(-T\hat{\sigma}^2/2\sigma^2) \\ &\sim \text{inv}\Gamma\left(\frac{T-3}{2}, \frac{T\hat{\sigma}^2}{2}\right). \end{aligned}$$

The mean of $\text{inv}\Gamma(\alpha, \beta)$ is $\frac{\beta}{\alpha-1}$. Hence the BC posterior is $\bar{\sigma}_{BC}^2 = E(\sigma^2|\mathbf{y}) = \hat{\sigma}^2 \frac{T}{T-5}$.

SMD: The estimator equates the auxiliary statistics computed from the sample with the average of the statistics over simulations. Given σ , the mean estimator \hat{m}_S solves $\hat{m} = \hat{m}_S + \sigma \frac{1}{S} \sum_{s=1}^S \bar{e}^s$. Since we use sufficient statistics, \hat{m} is the ML estimator. Thus, $\hat{m}_S \sim \mathcal{N}(m, \frac{\sigma_0^2}{T} + \frac{\sigma^2}{ST})$. Since $y_t^s - \bar{y}_t^s = \sigma(e_t^s - \bar{e}^s)$, the variance estimator $\hat{\sigma}_S^2$ is the σ^2 that solves $\hat{\sigma}^2 = \sigma^2(\frac{1}{ST} \sum_{s=1}^S \sum_{t=1}^T (e_t^s - \bar{e}^s)^2)$. Hence

$$\hat{\sigma}_S^2 = \frac{\hat{\sigma}^2}{\frac{1}{ST} \sum_s \sum_t (\hat{e}_t^s - \bar{e}^s)^2} = \sigma^2 \frac{\chi_{T-1}^2/T}{\chi_{S(T-1)}^2/(ST)} = \sigma^2 F_{T-1, S(T-1)}.$$

The mean of a F_{d_1, d_2} random variable is $\frac{d_2}{d_2-2}$. Hence $E(\hat{\sigma}_{SMD}^2) = \frac{S(T-1)}{S(T-1)-2}$.

ABC: The auxiliary statistic for each draw of simulated data is matched to the sample auxiliary statistic. Thus, $\hat{m} = m^b + \sigma^b \bar{e}^b$. Thus conditional on \hat{m} and $\sigma^{2,b}$, $m^b = \hat{m} - \sigma^b \bar{e}^b \sim \mathcal{N}(0, \sigma^{2,b}/T)$. For the variance, $\hat{\sigma}^{2,b} = \sigma^{2,b} \sum_t (e_t^b - \bar{e}^b)^2/T$. Hence

$$\sigma^{2,b} = \frac{\hat{\sigma}^2}{\sum_t (e_t^b - \bar{e}^b)^2/T} = \sigma^2 \frac{\sum_t (e_t - \bar{e})^2/T}{\sum_t (e_t^b - \bar{e}^b)^2/T} \sim \text{inv}\Gamma\left(\frac{T-1}{2}, \frac{T\hat{\sigma}^2}{2}\right)$$

Note that $p_{BC}(\sigma^2|\hat{\sigma}^2) \sim \text{inv}\Gamma\left(\frac{T-3}{2}, \frac{T\hat{\sigma}^2}{2}\right)$ under a flat prior, the Jacobian adjusts to the posterior to match the true posterior. To compute the posterior mean, we need to compute the Jacobian of the transformation: $|\psi_\theta| = \frac{\partial\sigma^{2,s}}{\partial\hat{\sigma}^2}$. Since $\sigma^{2,b} = \frac{T\hat{\sigma}^2}{\sum_t(e_t^b - \bar{e}^b)^2}$, $|\psi_\theta| = \frac{T}{\sum_t(e_t^b - \bar{e}^b)^2}$.

Under the prior $p(\sigma^{2,s}) \propto 1$, the posterior mean before the Jacobian transformation is

$$\bar{\sigma}_{ABC}^2 = \sigma^2 \frac{1}{B} \sum_{b=1}^B \frac{\sum_t(e_t - \bar{e})^2/T}{\sum_t(e_t^b - \bar{e}^b)^2/T} \xrightarrow{B \rightarrow \infty} \hat{\sigma}^2 \frac{T}{T-3}$$

The posterior mean after adjusting for the Jacobian transformation is

$$\bar{\sigma}_{ABC}^2 = \frac{\sum_{b=1}^B \sigma^{2,b} \cdot \frac{T}{\sum_t(e_t^b - \bar{e}^b)^2}}{\sum_{b=1}^B 1/\sigma^{2,b}} = \hat{\sigma}^2 \frac{\sum_b (\frac{T}{\sum_t(e_t^b - \bar{e}^b)^2})^2}{\sum_{b=1}^B \sum_t(e_t^b - \bar{e}^b)^2/T} = T\hat{\sigma}^2 \frac{\frac{1}{B} \sum_b (z^b)^2}{\frac{1}{B} \sum_b z^b}$$

where $1/z^b = \sum_t(e_t^b - \bar{e}^b)^2$. As $B \rightarrow \infty$, $\frac{1}{B} \sum_b (z^b)^2 \xrightarrow{p} E[(z^b)^2]$ and $\frac{1}{B} \sum_b z^b \xrightarrow{p} E[z^b]$. Now $z^b \sim \text{inv}\chi_{T-1}^2$ with mean $\frac{1}{T-3}$ and variance $\frac{2}{(T-3)^2(T-5)}$ giving $E[(z^b)^2] = \frac{1}{(T-3)(T-5)}$. Hence as $B \rightarrow \infty$, $\bar{\sigma}_{RS,R}^2 = \hat{\sigma}^2 \frac{T}{T-5} = \bar{\sigma}_{BC}^2$.

Derivation of the Bias Reducing Prior The bias of the MLE estimator has $\mathbb{E}(\hat{\sigma}) = \sigma^2 - \frac{1}{T}\sigma^2$ and variance $V(\hat{\sigma}^2) = 2\sigma^4(\frac{1}{T} - \frac{1}{T^2})$. Since the auxiliary parameters coincide with the parameters of interest, $\nabla_\theta\psi(\theta)$ and $\nabla_{\theta\theta'}\psi(\theta) = 0$. For $Z \sim \mathcal{N}(0, 1)$, $A(v; \sigma^2) = \sqrt{2}\sigma^2(1 - \frac{1}{T})Z$, Thus $\partial_{\sigma^2}A(v; \sigma^2) = \sqrt{2}(1 - \frac{1}{T})Z$, $a^s = \sqrt{2}\sigma^2(1 - \frac{1}{T})(Z - Z^s)$. The terms in the asymptotic expansion are therefore

$$\begin{aligned} \partial_{\sigma^2}A(v^s; \sigma^2)a^s &= 2\sigma^2(1 - \frac{1}{T})^2 Z^s(Z - Z^s) \Rightarrow \mathbb{E}(\partial_{\sigma^2}A(v^s; \sigma^2)a^s) = -\sigma^2 2(1 - \frac{1}{T})^2 \\ V(a^s) &= 4\sigma^4(1 - \frac{1}{T})^2 \\ \text{cov}(a^s, a^{s'}) &= 2(1 - \frac{1}{T})^2 \sigma^4 \end{aligned}$$

$$(1 - \frac{1}{S})V(a^s) + \frac{S-1}{S}\text{cov}(a^s, a^{s'}) = \sigma^4(1 - \frac{1}{T})^2 \left(4(1 - \frac{1}{S}) + 2\frac{S-1}{S}\right) = \frac{\sigma^2 S}{3(S-1)}$$

Noting that $|\partial_{\hat{\sigma}^2}\sigma^{2,b}| \propto \sigma^{2,b}$, we can simply solve for $\lambda(\sigma^2) = \pi(\sigma^2)|\partial_{\hat{\sigma}^2}\sigma^{2,b}|$ which is equivalent to not re-weighting and setting $d_1^b = 0$ (which is the case when the Jacobian is constant). Thus the bias reducing prior satisfies:

$$\partial_{\sigma^2}\lambda(\sigma^2) = \frac{-2\sigma^2(1 - \frac{1}{T})^2}{\sigma^4(1 - \frac{1}{T})^2 \left(4(1 - \frac{1}{S}) + 2\frac{S-1}{S}\right)} = -\frac{1}{\sigma^2} \frac{2}{4(1 - \frac{1}{S}) + 2\frac{S-1}{S}}$$

Taking the integral on both sides we get:

$$\log(\lambda(\sigma^2)) \propto -\log(\sigma^2) \Rightarrow \lambda(\sigma^2) \propto \frac{1}{\sigma^2} \Rightarrow \pi(\sigma^2) \propto \frac{1}{\sigma^4}$$

which is the Jeffreys prior if there is no re-weighting and the square of the Jeffreys prior when we use the Jacobian to re-weight. Since the estimator for the mean was unbiased, $\pi(m) \propto 1$ is the prior for m .

The posterior mean under the Bias Reducing Prior $\pi(\sigma^{2,s}) = 1/\sigma^{4,s}$ is the same as the posterior without weights but using the Jeffreys prior $\pi(\sigma^{2,s}) = 1/\sigma^{2,s}$:

$$\bar{\sigma}_{RS}^2 = \frac{\sum_{s=1}^S \sigma^{2,s} (1/\sigma^{2,s})}{\sum_{s=1}^S 1/\sigma^{2,s}} = \frac{S}{\sum_{s=1}^S 1/\sigma^{2,s}} = \sigma^2 \frac{\sum_{t=1}^T (e_t - \bar{e})^2 / T}{\sum_{s=1}^S \sum_{t=1}^T (e_t^s - \bar{e}^s)^2 / (ST)} \equiv \hat{\sigma}_{SMD}^2.$$

References

- Arellano, M. and Bonhomme, S. 2009, Robust Priors in Nonlinear Panel Data Models, *Econometrica* **77**(2), 489–536.
- Bao, Y. and Ullah, A. 2007, The Second-Order Bias and Mean-Squared Error of Estimators in Time Series Models, *Journal of Econometrics* **140**(2), 650–669.
- Beaumont, M., Zhang, W. and Balding, D. 2002, Approximate Bayesian Computation in Population Genetics, *Genetics* **162**, 2025–2035.
- Bester, A. and Hansen, C. 2006, Bias Reduction for Bayesian and Frequentist Estimators, Mimeo, University of Chicago.
- Blum, M., Nunes, M., Prangle, D. and Sisson, A. 2013, A Comparative Review of Dimension Reduction Methods in Approximate Bayesian Computation, *Statistical Science* **28**(2), 189–208.
- Cabrera, J. and Fernholz, L. 1999, Target Estimation for Bias and Mean Square Error Reduction, *Annals of Statistics* **27**, 1080–1104.
- Cabrera, J. and Hu, I. 2001, Algorithms for Target Estimation Using Stochastic Approximation, *InterStat* **2**(4), 1–18.
- Chernozhukov, V. and Hong, H. 2003, An MCMC Approach to Classical Estimation, *Journal of Econometrics* **115:2**, 293–346.
- Chopin, N. 2004, Central Limit Theorem for Sequential Monte Carlo Methods and its Applications to Bayesian Inference, *The Annals of Statistics* **32**(6), 2835–2411.
- Creel, M. and Kristensen, D. 2013, Indirect Likelihood Inference, *mimeo, UCL*.
- Dean, T., Singh, S., Jasra, A. and Peters, G. 2011, Parameter Estimation for Hidden Markov Models with Intractable Likelihoods, arXiv:1103.5399.
- Diggle, P. and Gratton, J. 1984, Monte Carlo Methods of Inference for Implicit Statistical Methods, *Journal of the Royal Statistical Association Series B* **46**, 193–227.
- Duffie, D. and Singleton, K. 1993, Simulated Moments Estimation of Markov Models of Asset Prices, *Econometrica* **61**, 929–952.
- Fearnhead, P. and Prangle, D. 2010, Semi-Automatic Approximate Bayesian Computation, ArXiv: 1004.1112.

- Fermanian, J. and Salanie, B. 2004, A Nonparametric Simulated Maximum Likelihood Estimation Method, *Econometric Theory*.
- Forneron, J. J. and Ng, S. 2015, Reverse Sampling: Targeting the Posterior Distribution by Optimization:, Manuscript in preparation.
- Gallant, R. and Tauchen, G. 1996, Which Moments to Match, *Econometric Theory* **12**, 657–681.
- Gao, J. and Hong, H. 2014, A Computational Implementation of GMM, SSRN Working Paper 2503199.
- Genton, M. and Ronchetti, E. 2003, Robust Indirect Inference, *Journal of the American Statistical Association* **98**(461), 67–76.
- Gourieroux, C. and Monfort, A. 1996, *Simulation-Based Econometric Methods*, Oxford University Press.
- Gourieroux, C., Monfort, A. and Renault, E. 1993, Indirect Inference, *Journal of Applied Econometrics* **85**, 85–118.
- Gourieroux, G., Phillips, P. and Yu, Y. 2010, Indirect Inference of Dynamic Panel Models, *Journal of Econometrics* **157**(1), 68–77.
- Hansen, L. P. 1982, Large Sample Properties of Generalized Method of Moments Estimators, *Econometrica* **50**, 1029–1054.
- Hansen, L. P. and Singleton, K. J. 1982, Generalized Instrumental Variables Estimation of Nonlinear Rational Expectations Models, *Econometrica* **50**, 1269–1296.
- Hsiao, C. 2003, *Analysis of Panel Data*, Cambridge University Press.
- Jacquier, E., Johannes, M. and Polson, N. 2007, MCMC Maximum Likelihood for Latent State Models, *Journal of Econometrics* **137**(2), 615–640.
- Jiang, W. and Turnbull, B. 2004, The Indirect Method: Inference Based on Intermediate Statistics—A Synthesis and Examples, *Statistical Science* **19**(2), 239–263.
- Kass, R., Tierney, L. and Kadane, J. 1990, The Validity of Posterior Expansion Based on Laplace’s Method, in R. K. S. Gleisser and L. Wasserman (eds), *Bayesian and Likelihood Methods in Statistics and Econometrics*, Elsevier Science Publishers, North Holland.

- Lise, J., Meghir, C. and Robin, J. M. 2013, Mismatch, Sorting, and Wage Dynamics, Cowles Foundation Working Paper 1886.
- Mackinnon, J. and Smith, A. A. 1998, Approximate Bias Correction in Econometrics, *Journal of Econometrics* **85**, 205–230.
- Marin, J. M., Pudio, P., Robert, C. and Ryder, R. 2012, Approximate Bayesian Computation Methods, *Statistical Computations* **22**, 1167–1180.
- Marjoram, P., Molitor, J., Plagnol, V. and Tavare, S. 2003, Markov Chain Monte Carlo Without Likelihoods, *Proceedings of the National Academy of Science* **100**(26), 15324–15328.
- Michaelides, A. and Ng, S. 2000, Estimating the Rational Expectations Model of Speculative Storage: A Monte Carlo Comparison of Three Simulation Estimators, *Journal of Econometrics* **96:2**, 231–266.
- Newey, W. and Smith, R. 2004, Higher Order Properties of GMM and Generalized Empirical Likelihood Estimators, *Econometrica* **72**, 219–225.
- Nickl, R. and Potscher, B. 2010, Efficient Simulation-Based Minimum Distance Estimation and Indirect Inference, *Mathematical Methods of Statistics* **19**(4), 327–364.
- Pritchard, J., Seielstad, M., Perez-Lezman, A. and Feldman, M. 1996, Population Growth of Human Y chromosomes: A Study of Y Chromosome MicroSatellites, *Molecular Biology and Evolution* **16**(12), 1791–1798.
- Rilstone, P., Srivastara, K. and Ullah, A. 1996, The Second-Order Bias and Mean Squared Error of Nonlinear Estimators, *Journal of Econometrics* **75**, 369–385.
- Robert, C. and Casella, G. 2004, *Monte Carlo Statistical Methods*, Textbooks in Statistics, second edn, Springer.
- Sisson, S. and Fan, Y. 2010, Likelihood Free Markov Chain Monte Carlo, arXiv:10001.2058v1.
- Sisson, S., Fan, Y. and Tanaka, M. 2007, Sequential Monte Carlo Without Likelihood, *Proceedings of the National Academy of Science* **104**(6), 1760–1765.
- Smith, A. 1993, Estimating Nonlinear Time Series Models Using Simulated Vector Autoregressions, *Journal of Applied Econometrics* **8**, S63–S84.
- Smith, A. 2008, Indirect Inference, in S. Durlauf and L. Blume (eds), *The New Palgrave Dictionary of Economics*, Vol. 2, Palgrave Mcmillian.

Tavare, S., Balding, J., Griffiths, C. and Donnelly, P. 1997, Inferring Coalescence Times From DNA Sequence Data, *Genetics* **145**, 505–518.