

---

# Efficient Exact Gradient Update for training Deep Networks with Very Large Sparse Targets

## [ Technical report ]

---

**Pascal Vincent**

Département d'Informatique et de Recherche Opérationnelle  
Université de Montréal  
Montréal, Québec, CANADA  
and CIFAR  
vincentp@iro.umontreal.ca

**Alexandre de Brébisson**

Département d'Informatique et de Recherche Opérationnelle  
Université de Montréal  
Montréal, Québec, CANADA  
alexandre.de.brebisson@umontreal.ca

**Xavier Bouthillier**

Département d'Informatique et de Recherche Opérationnelle  
Université de Montréal  
Montréal, Québec, CANADA  
xavier.bouthillier@iumontreal.ca

### Abstract

An important class of problems involves training deep neural networks with sparse prediction *targets* of very high dimension  $D$ . These occur naturally in e.g. neural language models or the learning of word-embeddings, often posed as predicting the probability of next words among a vocabulary of size  $D$  (e.g. 200 000). Computing the equally large, but typically non-sparse  $D$ -dimensional output vector from a last hidden layer of reasonable dimension  $d$  (e.g. 500) incurs a prohibitive  $O(Dd)$  computational cost *for each example*, as does updating the  $D \times d$  output weight matrix and computing the gradient needed for backpropagation to previous layers. While efficient handling of large sparse network inputs is trivial, the case of large sparse *targets* is not, and has thus so far been sidestepped with approximate alternatives such as hierarchical softmax or sampling-based approximations during training. In this work we develop an original algorithmic approach which, for a family of loss functions that includes squared error and spherical softmax, can compute the *exact* loss, gradient update for the output weights, and gradient for backpropagation, all in  $O(d^2)$  per example instead of  $O(Dd)$ , remarkably without ever computing the  $D$ -dimensional output. The proposed algorithm yields a speedup of  $\frac{D}{4d}$ , i.e. two orders of magnitude for typical sizes, for that critical part of the computations that often dominates the training time in this kind of network architecture.

# 1 Introduction

Many modern applications of neural networks have to deal with data represented, or representable, as very large sparse vectors. Such representations arise in natural language related tasks, where the dimension  $D$  of that vector is typically (a multiple of) the size of the vocabulary, but also in the sparse user-item matrices of collaborative-filtering applications. It is trivial to handle very large sparse inputs to a neural network in a computationally efficient manner: the forward propagation and update to the input weight matrix after backpropagation are correspondingly sparse. By contrast, training with very large sparse prediction *targets* is problematic: even if the target is sparse, the computation of the equally large network output and the corresponding gradient update to the huge output weight matrix are *not sparse* and thus computationally prohibitive. This has been a practical problem ever since Bengio et al. [1] first proposed using a neural network for learning a language model, in which case the computed output vector represents the probability of the next word and is the size of the considered vocabulary, which is becoming increasingly large in modern applications [2]. Several approaches have been proposed to attempt to address this difficulty essentially by sidestepping it. They fall in two categories:

- *Sampling or selection based approximations* consider and compute only a tiny fraction of the output’s dimensions sampled at random or heuristically chosen. The reconstruction sampling of Dauphin et al. [3], the efficient use of biased importance sampling in Jean et al. [4], the use of Noise Contrastive Estimation [5] in Mnih and Kavukcuoglu [6] and Mikolov et al. [7] all fall under this category. As does the more recent use of approximate Maximum Inner Product Search based on Locality Sensitive Hashing techniques[8, 9] to select a good candidate subset.
- *Hierarchical softmax* [10, 7] imposes a heuristically defined hierarchical tree structure for the computation of the normalized probability of the target class.

Compared to the initial problem of considering all  $D$  output dimensions, both kinds of approaches are crude approximations. In the present work, we will instead investigate a way to actually perform the *exact* gradient update that corresponds to considering *all*  $D$  outputs, but do so implicitly, in a computationally efficient manner, without actually computing the  $D$  outputs. This approach works for a relatively restricted class of loss functions, the simplest of which is linear output with squared error (a natural choice for sparse real-valued regression targets). The most common choice for multiclass classification, the *softmax* loss is not part of that class, but we may use an alternative *spherical softmax*, which will also yield normalized class probabilities. For simplicity, our presentation will focus on squared error and on an online setting, and we only later briefly mention its extension to minibatches and to a more general class of loss functions.

## 2 The problem

### 2.1 Problem definition and setup

We are concerned with gradient-descent based training of a deep feed-forward neural network with target vectors of very high dimension  $D$  (e.g.  $D = 200\,000$ ) but that are sparse, i.e. a comparatively small number, at most  $K \ll D$ , of the elements of the target vector are non-zero. Such a  $K$ -sparse vector will typically be stored and represented compactly as  $2K$  numbers corresponding to pairs (*index, value*). A network to be trained with such targets will naturally have an equally large output layer of dimension  $D$ . We can also optionally allow the input to the network to be a similarly high dimensional sparse vector of dimension  $D_{in}$ . Between the large sparse target, output, and (optionally large sparse) input, we suppose the network’s intermediate hidden layers to be of smaller, more typically manageable, dimension  $d \ll D$  (e.g.  $d = 500$ )<sup>1</sup>.

**Mathematical notation:** Vectors are denoted using lower-case letters, e.g.  $h$ , and are considered column-vectors; corresponding row vectors are denoted with a transpose, e.g.  $h^T$ . Matrices are denoted using upper-case letters, e.g.  $W$ , with  $W^T$  the transpose of  $W$ . The  $i^{th}$  column of  $W$  is denoted  $W_i$ , and its  $i^{th}$  row  $W_{:i}$  (both viewed as a column vector).  $U^{-T} = (U^{-1})^T$  denotes the transpose of the inverse of a square matrix.  $\mathbf{I}_d$  is the  $d \times d$  identity matrix.

<sup>1</sup>Our approach does not impose any restriction on the architecture nor size of the hidden layers, as long as they are amenable to usual gradient backpropagation.

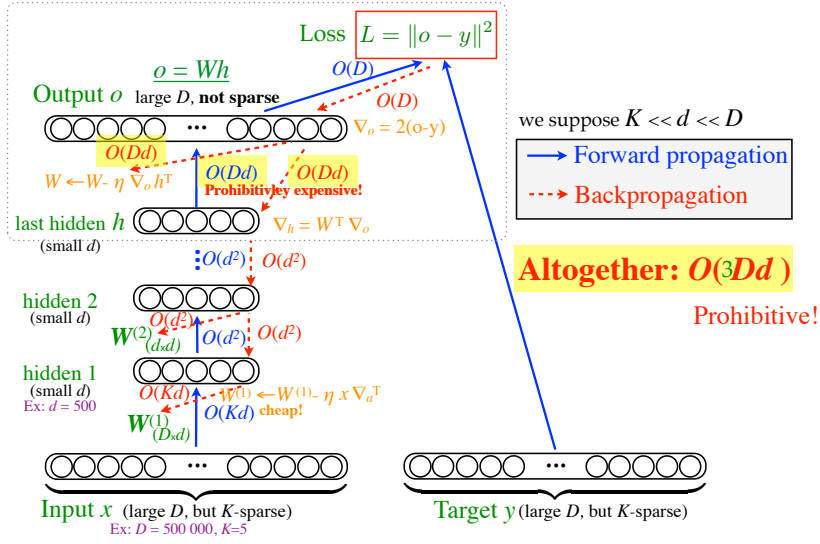


Figure 1: The computational problem posed by very large sparse targets. Dealing with sparse input efficiently is trivial, with both the forward and backward propagation phases easily achieved in  $O(Kd)$ . However this is not the case with large sparse targets. They incur a prohibitive computational cost of  $O(Dd)$  at the output layer as forward propagation, gradient backpropagation and weight update each require accessing all  $D \times d$  elements of the large output weight matrix.

**Network architecture:** We consider a standard feed forward neural network architecture as depicted in Figure 1. An input vector  $x \in \mathbb{R}^{D_{in}}$  is linearly transformed into a linear activation  $a^{(1)} = W^{(1)T}x + b^{(1)}$  through a  $D_{in} \times d$  input weight matrix  $W^{(1)}$  (and an optional bias vector  $b^{(1)} \in \mathbb{R}^d$ ). This is typically followed by a non-linear transformation  $s$  to yield the representation of the first hidden layer  $h^{(1)} = s(a^{(1)})$ . This first hidden layer representation is then similarly transformed through a number of subsequent non-linear layers (that can be of any usual kind amenable to backpropagation) e.g.  $h^{(k)} = s(a^{(k)})$  with  $a^{(k)} = W^{(k)T}h^{(k-1)} + b^{(k)}$  until we obtain last hidden layer representation  $h = h^{(m)}$ . We then obtain the final  $D$ -dimensional network output as  $o = Wh$  where  $W$  is a  $D \times d$  output weight matrix, which will be our main focus in this work. Finally, the network's  $D$ -dimensional output  $o$  is compared to the  $D$ -dimensional target vector  $y$  associated with input  $x$  using squared error, yielding loss  $L = \|o - y\|^2$ .

**Training procedure:** This architecture is a typical (possibly deep) multi-layer feed forward neural network architecture with a *linear output layer* and *squared error loss*. Its parameters (weight matrices and bias vectors) will be trained by gradient descent, using gradient backpropagation Rumelhart et al. [11], LeCun [12, 13] to efficiently compute the gradients. The procedure is shown in Figure 1. Given an example from the training set as an *(input, target)* pair  $(x, y)$ , a pass of forward propagation proceeds as outlined above, computing the hidden representation of each hidden layer in turn based on the previous one, and finally the network's predicted output  $o$  and associated loss  $L$ . A pass of gradient backpropagation then works in the opposite direction, starting from  $\nabla_o = \frac{\partial L}{\partial o} = 2(o - y)$  and propagating back the gradients  $\nabla_{h^{(k)}} = \frac{\partial L}{\partial h^{(k)}}$  and  $\nabla_{a^{(k)}} = \frac{\partial L}{\partial a^{(k)}}$  upstream through the network. The corresponding gradient contributions on parameters (weights and biases), collected along the way, are straightforward once we have the associated  $\nabla_{a^{(k)}}$ . Specifically they are  $\nabla_{b^{(k)}} = \nabla_{a^{(k)}}$  and  $\nabla_{W^{(k)}} = h^{(k-1)}(\nabla_{a^{(k)}})^T$ . Similarly for the input layer  $\nabla_{W^{(1)}} = x(\nabla_{a^{(1)}})^T$ , and for the output layer  $\nabla_W = (o - y)h^T$ . Parameters are then updated through a gradient descent step  $W^{(k)} \leftarrow W^{(k)} - \eta \nabla_{W^{(k)}}$  and  $b^{(k)} \leftarrow b^{(k)} - \eta \nabla_{b^{(k)}}$ , where  $\eta$  is a positive learning-rate. Similarly for the output layer which will be our main focus here:  $W \leftarrow W - \eta \nabla_W$ .

## 2.2 The easy part: input layer forward propagation and weight update

It is easy and straightforward to efficiently compute the forward propagation, and the backpropagation and weight update part for the *input layer* when we have a very large  $D_{in}$ -dimensional but  $K$ -sparse input vector  $x$  with appropriate sparse representation. Specifically we suppose that  $x$  is represented as a pair of vectors  $u, v$  of length (at most)  $K$ , where  $u$  contains integer indexes and  $v$  the associated real values of the elements of  $x$  such that  $x_i = 0$  if  $i \notin u$ , and  $x_{u_k} = v_k$ .

- **Forward propagation through the input layer:** The sparse representation of  $x$  as the positions of  $K$  elements together with their value makes it cheap to compute  $W^{(1)T}x$ . Even though  $W^{(1)}$  may be a huge full  $D_{in} \times d$  matrix, only  $K$  of its rows (those corresponding to the non-zero entries of  $x$ ) need to be visited and summed to compute  $W^{(1)T}x$ . Precisely, with our  $(u, v)$  sparse representation of  $x$  this operation can be written as  $W^{(1)T}x = \sum_{k=1}^K v_k W_{:u_k}^{(1)}$  where each  $W_{:u_k}^{(1)}$  is a  $d$ -dimensional vector, making this an  $O(Kd)$  operation rather than  $O(Dd)$ .
- **Gradient and update through input layer:** Let us for now suppose that we were able to get gradients (through backpropagation) up to the first hidden layer activations  $a^{(1)} \in \mathbb{R}^d$  in the form of gradient vector  $\nabla_{a^{(1)}} = \frac{\partial L}{\partial a^{(1)}}$ . The corresponding gradient-based update to input layer weights  $W^{(1)}$  is simply  $W^{(1)} \leftarrow W^{(1)} - \eta x (\nabla_{a^{(1)}})^T$ . This is a rank-one update to  $W^{(1)}$ . Here again, we see that only the  $K$  rows of  $W^{(1)}$  associated to the (at most)  $K$  non-zero entries of  $x$  need to be modified. Precisely this operation can be written as:  $W_{:u_k}^{(1)} \leftarrow W_{:u_k}^{(1)} - \eta v_k \nabla_{a^{(1)}} \quad \forall k \in \{1, \dots, K\}$  making this again a  $O(Kd)$  operation rather than  $O(Dd)$ .

## 2.3 The hard part: output layer propagation and weight update

Given some network input  $x$  we suppose we can compute without difficulty through forward propagation the associated last hidden layer representation  $h \in \mathbb{R}^d$ . From then on:

- Computing the final output  $o = Wh$  incurs a prohibitive computational cost of  $O(Dd)$  since  $W$  is a full  $D \times d$  matrix. Note that there is a-priori no reason for representation  $h$  to be sparse (e.g. with a sigmoid non-linearity) but even if it was, this would not fundamentally change the problem since it is  $D$  that is extremely large, and we supposed  $d$  reasonably sized already. Computing the residual  $(o - t)$  and associated squared error loss  $\|o - t\|^2$  incurs an additional  $O(D)$  cost.
- The gradient on  $h$  that we need to backpropagate to lower layers is  $\nabla_h = \frac{\partial L}{\partial h} = 2W^T(o - y)$  which is another  $O(Dd)$  matrix-vector product.
- Finally, when performing the corresponding output weight update  $W \leftarrow W - \eta(o - y)h^T$  we see that it is a rank-one update that updates all  $D \times d$  elements of  $W$ , which again incurs a prohibitive  $O(Dd)$  computational cost.

For very large  $D$ , all these three  $O(Dd)$  operations are prohibitive, and the fact that  $y$  is sparse, seen from this perspective, doesn't help, since neither  $o$  nor  $o - y$  will be sparse.

## 3 A computationally efficient algorithm for performing the exact online gradient update

Previously proposed workarounds are approximate or use stochastic sampling. We propose a different approach that results in the *exact same*, yet efficient gradient update, remarkably without ever having to compute large output  $o$ .

### 3.1 Computing the squared error loss $L$ and the gradient with respect to $h$ efficiently

Suppose that, we have, for a network input example  $x$ , computed the last hidden representation  $h \in \mathbb{R}^d$  through forward propagation. The network's  $D$  dimensional output  $o = Wh$  is then in principle compared to the high dimensional target  $y \in \mathbb{R}^D$ . The corresponding squared error loss is  $L = \|Wh - y\|^2$ . As we saw in Section 2.3, computing it in the direct naive way would have a prohibitive computational complexity of  $O(Dd + D) = O(Dd)$  because computing output  $Wh$

with a full  $D \times d$  matrix  $W$  and a typically non-sparse  $h$  is  $O(Dd)$ . Similarly, to backpropagate the gradient through the network, we need to compute the gradient of loss  $L$  with respect to last hidden layer representation  $h$ . This is  $\nabla_h = \frac{\partial L}{\partial h} = \frac{\partial \|Wh - y\|^2}{\partial h} = 2W^T(Wh - y)$ . So again, if we were to compute it directly in this manner, the computational complexity would be a prohibitive  $O(Dd)$ . **Provided we have maintained an up-to-date matrix  $Q = W^T W$** , which is of reasonable size  $d \times d$  and can be cheaply maintained as we will see in Section 3.3, we can rewrite these two operations so as to perform them in  $O(d^2)$ :

<b>Loss computation:</b>	<b>Gradient on <math>h</math>:</b>
$ \begin{aligned} L &= \ \overbrace{Wh - y}^{O(Dd)}\ ^2 \\ &= (Wh - y)^T (Wh - y) \\ &= h^T W^T W h - y^T W h - h^T W^T y + y^T y \\ &= h^T Q h - 2h^T (W^T y) + y^T y \\ &= h^T \underbrace{(Qh)}_{O(d^2)} - 2 \underbrace{h^T (W^T y)}_{O(Kd)} + \underbrace{y^T y}_{O(K)} \tag{1} \end{aligned} $	$ \begin{aligned} \nabla_h = \frac{\partial L}{\partial h} &= \frac{\partial \ Wh - y\ ^2}{\partial h} \\ &= 2W^T (Wh - y) \\ &= 2(W^T W h - W^T y) \\ &= 2(\underbrace{Qh}_{O(d^2)} - \underbrace{W^T y}_{O(Kd)}) \tag{2} \end{aligned} $

The terms in  $O(Kd)$  and  $O(K)$  are due to leveraging the  $K$ -sparse representation of target vector  $y$ . With  $K \ll D$  and  $d \ll D$ , we get altogether a computational cost of  $O(d^2)$  which can be several orders of magnitude cheaper than the prohibitive  $O(Dd)$  of the direct approach.

### 3.2 Efficient gradient update of $W$

The gradient of the squared error loss with respect to output layer weight matrix  $W$  is  $\frac{\partial L}{\partial W} = \frac{\partial \|Wh - y\|^2}{\partial W} = 2(Wh - y)h^T$ . And the corresponding gradient descent update to  $W$  would be  $W_{new} \leftarrow W - 2\eta(Wh - y)h^T$ , where  $\eta$  is a positive learning rate. Again, computed in this manner, this induces a prohibitive  $O(Dd)$  computational complexity, both to compute output and residual  $Wh - y$ , and then to update all the  $Dd$  elements of  $W$  (since generally neither  $Wh - y$  nor  $h$  will be sparse). All  $D \times d$  elements of  $W$  must be accessed during this update. On the surface this seems hopeless. But we will now see how we can achieve the *exact* same update on  $W$  in  $O(d^2)$ . The trick is to represent  $W$  *implicitly* as the factorization  $\underbrace{W}_{D \times d} = \underbrace{V}_{D \times d} \underbrace{U}_{d \times d}$  and update  $U$  and  $V$  instead:

$$\text{a) } U_{new} = U - 2\eta(Uh)h^T \tag{3}$$

$$\text{b) } V_{new} = V + 2\eta y(U_{new}^{-T}h)^T \tag{4}$$

This results in *implicitly* updating  $W$  as we did *explicitly* in the naive approach as we now prove:

$$\begin{aligned}
V_{new}U_{new} &= (V + 2\eta y(U_{new}^{-T}h)^T)U_{new} \\
&= VU_{new} + 2\eta y(U_{new}^{-T}h)^T U_{new} \\
&= VU_{new} + 2\eta y h^T U_{new}^{-1} U_{new} \\
&= V(U - 2\eta(Uh)h^T) + 2\eta y h^T (U_{new}^{-1} U_{new}) \\
&= VU - 2\eta V U h h^T + 2\eta y h^T \\
&= VU - 2\eta(VU h - y)h^T \\
&= W - 2\eta(Wh - y)h^T \\
&= W_{new}
\end{aligned}$$

We see that the update of  $U$  in Eq. 3 is a simple  $O(d^2)$  operation. Following this simple rank-one update to  $U$ , we can use the Sherman-Morrison formula to derive the corresponding rank-one update to  $U^{-T}$  which will also be  $O(d^2)$ :

$$U_{new}^{-T} = U^{-T} + \frac{2\eta}{1 - 2\eta \|h\|^2} (U^{-T}h)h^T \quad (5)$$

It is then easy to compute the  $U_{new}^{-T}h$ , an  $O(d^2)$  operation needed in Eq. 4. The ensuing rank-one update of  $V$  in Eq 4, thanks to the  $K$ -sparsity of  $y$  is only  $O(Kd)$ : only the  $K$  rows  $V$  associated to non-zero elements in  $y$  are accessed and updated, sited of *all*  $D$  rows of  $W$  we had to modify in the naive update!

Note that with the factored representation of  $W$  as  $VU$ , we only have  $W$  implicitly, so the  $W^T y$  terms that entered in the computation of  $L$  and  $\nabla_h$  in the previous paragraph need to be adapted slightly as  $\hat{y} = W^T y = U^T (V^T y)$ , which becomes  $O(d^2 + Kd)$  rather than  $O(Kd)$  in computational complexity. But this doesn't change the overall  $O(d^2)$  complexity of these computations.

### 3.3 Bookkeeping: keeping an up-to-date $Q$ and $U^{-T}$

We have already seen, in Eq. 5, how we can cheaply maintain an up-to-date  $U^{-T}$  following our update of  $U$ . Similarly, following our updates to  $U$  and  $V$ , we need to keep an up-to-date  $Q = W^T W$  which is needed to efficiently compute the loss  $L$  (Eq. 1) and gradient  $\nabla_h$  (Eq. 2). We have shown that updates to  $U$  and  $V$  in equations 3 and 4 are equivalent to implicitly updating  $W$  as  $W_{new} \leftarrow W - 2\eta(W h - y)h^T$ , and this translates into the following update to  $Q = W^T W$ :

$$\begin{aligned} \hat{z} &= Qh - U^T (V^T y) \\ Q_{new} &= Q - 2\eta (h\hat{z}^T + \hat{z}h^T) + (4\eta^2 L)hh^T \end{aligned} \quad (6)$$

The proof is straightforward but due to space constraints we put it in supplementary material. One can see that this last bookkeeping operation also has a  $O(d^2)$  computational complexity.

### 3.4 Putting it all together: detailed algorithm and expected benefits

We have seen that we can efficiently compute cost  $L$ , gradient with respect to  $h$  (to be later back-propagated further) as well as updating  $U$  and  $V$  and performing the bookkeeping for  $U^{-T}$  and  $Q$ . Algorithm 1 describes the detailed algorithmic steps that we put together from the equations derived above. Having  $K \ll d \ll D$  we see that the proposed algorithm requires  $O(d^2)$  operations, whereas the standard approach required  $O(Dd)$  operations. If we take  $K \approx d$ , we may state more precisely that the proposed algorithm, for computing the loss and the gradient updates will require roughly  $12d^2$  operations whereas the standard approach required roughly  $3Dd$  operations. So overall the proposed algorithm change corresponds to a computational speedup by a factor of  $\frac{D}{4d}$ . For  $D = 200\,000$  and  $d = 500$  the expected speedup is thus **100**. Note that the advantage is not only in *computational* complexity, but also in *memory access*. For each example, the standard approach needs to access and change all  $D \times d$  elements of matrix  $W$ , whereas the proposed approach only accesses the much smaller number  $K \times d$  elements of  $V$  as well as the three  $d \times d$  matrices  $U$ ,  $U^{-T}$ , and  $Q$ . So overall we have a **substantially faster algorithm**, which, while doing so *implicitly*, will nevertheless perform the *exact same* gradient update as the standard approach. We want to emphasize here that our approach is completely different from simply chaining 2 linear layers  $U$  and  $V$  and performing ordinary gradient descent updates on these: this would result in the same prohibitive computational complexity as the standard approach, and such ordinary separate gradient updates to  $U$  and  $V$  would not be equivalent to the ordinary gradient update to  $W = VU$ .

### 3.5 Controlling numerical stability and extension to the minibatch case

The update of  $U$  in Equation 3 may over time lead  $U$  to become ill-conditioned. To prevent this, we regularly (every 100 updates) monitor its conditioning number<sup>2</sup>. If either the smallest or largest singular value moves outside an acceptable range, we bring it back to 1 by doing an appropriate

<sup>2</sup>Largest and smallest singular value can be computed with an SVD or using the power iteration method.

**Algorithm 1** Efficient computation of cost  $L$ , gradient  $h$ , and update to parameters  $U$  and  $V$ 

Step #	Operation	Computational complexity	Number of multiply-adds
1:	$\hat{h} = Qh$	$O(d^2)$	$d^2$
2:	$\hat{y} = U^T(V^T y)$	$O(Kd + d^2)$	$Kd + d^2$
3:	$\hat{z} = \hat{h} - \hat{y}$	$O(d)$	$d$
4:	$\nabla_h = 2\hat{z}$	$O(d)$	$d$
5:	$L = h^T \hat{h} - 2h^T \hat{y} + y^T y$	$O(2d + K)$	$2d + K + 1$
6:	$U_{new} = U - 2\eta(Uh)h^T$	$O(d^2)$	$2d^2 + d$
7:	$U_{new}^{-T} = U^{-T} + \frac{2\eta}{1-2\eta\ h\ ^2}(U^{-T}h)h^T$	$O(d^2)$	$2d^2 + 2d + 3$
8:	$V_{new} = V + 2\eta y(U_{new}^{-T}h)^T$	$O(d^2 + Kd)$	$d^2 + K + Kd$
9:	$Q_{new} = Q - 2\eta(h\hat{z}^T + \hat{z}h^T) + (4\eta^2 L)hh^T$	$O(d^2)$	$4 + 2d + 3d^2$
	<b>Altogether:</b>	$O(d^2)$ provided $K < d \ll D$	$\approx 12d^2$ elementary operations

rank-1 update to  $V$  (which costs  $Dd$  operations, but is only done rarely). Our algorithm can also be straightforwardly extended to the minibatch case (the derivations are given in the supplementary material section) and yields the same theoretical speedup factor with respect to the standard naive approach. But one needs to be careful in order to keep the computation of  $U^{-T}h$  reasonably efficient: depending on the size of the minibatch  $m$ , it may be more efficient to solve the corresponding linear equation for each minibatch from scratch rather than updating  $U^{-T}$  with the Woodbury equation (which generalizes the Sherman-Morrison formula for  $m > 1$ ).

### 3.6 Generalization to a broader class of loss functions

The approach that we detailed for linear output and squared error can easily be extended to slightly more exotic loss functions: basically any loss function that can be expressed using only the  $o_c$  associated to non-zero  $y_c$  and  $\|o\|^2 = \sum_j o_j^2$  the squared norm of the whole output vector, which we can compute cheaply. This family of loss functions does not include the standard log of softmax, but includes the so-called *spherical softmax*:  $\log \frac{(o_c + \epsilon)^2}{\sum_j (o_j + \epsilon)^2}$  (where  $c$  is the correct class label). It remains to be seen in practice how this approach performs computationally, and whether we lose something due to using this more limited family of loss functions.

## 4 Experimental validation

We implemented both a CPU version using *blas* and a parallel GPU (Cuda) version using *cublas* of the proposed algorithm<sup>3</sup>. We evaluated the GPU and CPU implementations by training word embeddings with simple neural language models, in which a probability map of the next word given its preceding n-gram is learned by a neural network. We used a Nvidia Titan Black GPU and a i7-4820K @ 3.70GHz CPU and ran experiments on the one billion word dataset[14], which is composed of 0.8 billions words belonging to a vocabulary of 0.8 millions words. We evaluated the resulting word embeddings with the recently introduced Simlex-999 score [15], which measures the similarity between words. We also compared our approach to unfactorised versions and to a two-layer hierarchical softmax. Figure 2 and 3 (left) illustrate the practical speedup of our approach for the output layer only. Figure 3(right) shows that the LST (Large Sparse Target) models are much faster to train than the softmax models and converge to only slightly lower Simlex-999 scores. Table 1 summarizes the speedups for the different output layers we tried, both on CPU and GPU. We also empirically verified that our proposed factored algorithm learns the exact same model weights ( $VU$ )

<sup>3</sup>Open source code will be released upon official publication of this research.

Table 1: Speedups with respect to the baseline naive model on CPU, for a minibatch of 128 and the whole vocabulary of  $D = 793471$  words. This is a two hidden layer model with 300 neurons on all its layers (so  $d = 300$ ).

Model	output layer only speedup	whole model speedup
cpu unfactorised (naive)	1	1
gpu unfactorised (naive)	6.8	4.7
gpu hierarchical softmax	125.2	178.1
cpu factorised	763.3	501
gpu factorised	3257.3	1852.3

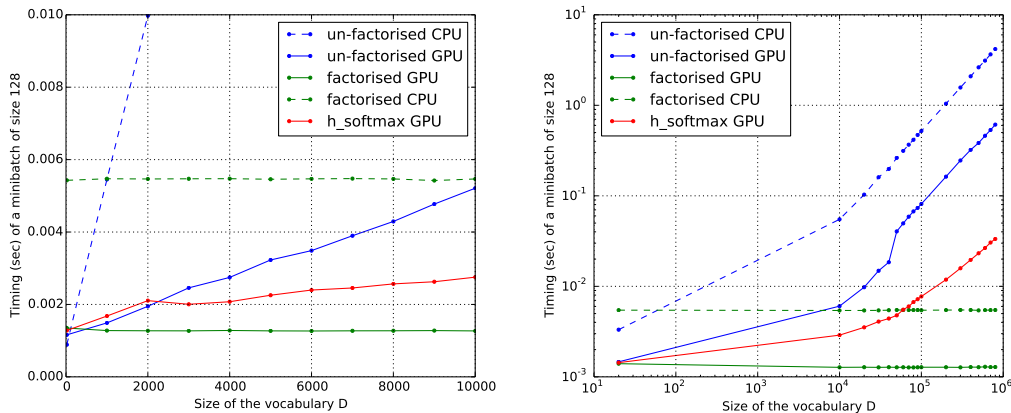


Figure 2: Timing of different algorithms. Time taken by forward and backward propagations in the output layer, including weight update, on a minibatch of size 128 for different sizes of vocabulary  $D$  on both CPU and GPU. The input size  $d$  is fixed to 300. The Timing of a 2 layer hierarchical softmax efficient GPU implementation (h\_softmax) is also provided for comparison. Right plot is in log-log scale. As expected, the timings of factorized versions are independent of the size of the vocabulary.

as the corresponding naive un-factored algorithm’s  $W$ , as it theoretically should (up to negligible numerical precision differences), and followed the exact same learning curves (as a function of number of iterations, not time!).

## 5 Conclusion and future work

We introduced a new algorithmic approach to efficiently compute the *exact* gradient updates for training deep networks with very large sparse targets. Remarkably the complexity of the algorithm is independent of the target size, which allows tackling very large problems. Our CPU and GPU implementation yield similar speedups to the theoretical one and can thus be used in practical applications, which could be explored in further work. In particular, neural language models seem good candidates. But it remains unclear how using a loss function other than *log-softmax* may affect the quality of the resulting word embeddings and further research should be carried out in this direction. Extensions of the approach to other possible losses than the simple squared error should also be empirically investigated in this light, in particular *log-spherical-softmax*.

## Acknowledgements

We would like to thank the developers of Theano [16, 17] and Blocks [18].

This research is supported by NSERC and Ubisoft.



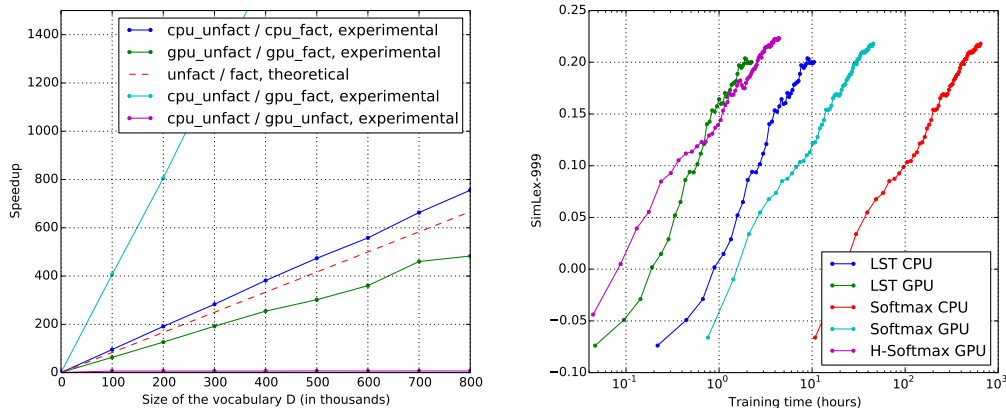


Figure 3: **Left:** Practical and theoretical speedups for different sizes of vocabulary  $D$  and fixed input size  $d=300$ . The practical unfact / fact speedup is similar to the theoretical one. **Right:** Evolution of the Simlex-999 score obtained with different models as a function of training time (CPU softmax times were extrapolated from fewer iterations). Softmax models are zero hidden-layer models, while our large sparse target (LST) models have two hidden layers. These were the best architectures retained in both cases (surprisingly the softmax models with hidden layers performed no better on this task). The extra non-linear layers in LST may help compensate for the lack of a softmax. LST models converge to slightly lower scores at similar speed as the hierarchical softmax model but significantly faster than softmax models.

## References

- [1] Yoshua Bengio, Réjean Ducharme, and Pascal Vincent. A neural probabilistic language model. In *NIPS'00*, pages 932–938. MIT Press, 2001.
- [2] R. Collobert, J. Weston, L. Bottou, M. Karlen, K. Kavukcuoglu, and P. Kuksa. Natural language processing (almost) from scratch. *Journal of Machine Learning Research*, 12:2493–2537, 2011.
- [3] Y. Dauphin, X. Glorot, and Y. Bengio. Large-scale learning of embeddings with reconstruction sampling. In *Proceedings of the 28th International Conference on Machine learning, ICML '11*, 2011.
- [4] Sébastien Jean, Kyunghyun Cho, Roland Memisevic, and Yoshua Bengio. On using very large target vocabulary for neural machine translation. In *ACL-IJCNLP'2015*, 2015. arXiv:1412.2007.
- [5] M. Gutmann and A. Hyvarinen. Noise-contrastive estimation: A new estimation principle for unnormalized statistical models. In *Proceedings of The Thirteenth International Conference on Artificial Intelligence and Statistics (AISTATS'10)*, 2010.
- [6] Andriy Mnih and Koray Kavukcuoglu. Learning word embeddings efficiently with noise-contrastive estimation. In C.J.C. Burges, L. Bottou, M. Welling, Z. Ghahramani, and K.Q. Weinberger, editors, *Advances in Neural Information Processing Systems 26*, pages 2265–2273. Curran Associates, Inc., 2013.
- [7] T. Mikolov, I. Sutskever, K. Chen, G.S. Corrado, and J. Dean. Distributed representations of words and phrases and their compositionality. In *NIPS'2013*, pages 3111–3119. 2013.
- [8] Anshumali Shrivastava and Ping Li. Asymmetric LSH (ALSH) for sublinear time maximum inner product search (MIPS). In Z. Ghahramani, M. Welling, C. Cortes, N.D. Lawrence, and K.Q. Weinberger, editors, *Advances in Neural Information Processing Systems 27*, pages 2321–2329. Curran Associates, Inc., 2014.
- [9] Sudheendra Vijayanarasimhan, Jonathon Shlens, Rajat Monga, and Jay Yagnik. Deep networks with large output spaces. arxiv:1412.7479, 2014.
- [10] Frederic Morin and Yoshua Bengio. Hierarchical probabilistic neural network language model. In Robert G. Cowell and Zoubin Ghahramani, editors, *Proceedings of the Tenth International Workshop on Artificial Intelligence and Statistics*, pages 246–252. Society for Artificial Intelligence and Statistics, 2005.

- [11] D.E. Rumelhart, G.E. Hinton, and R.J. Williams. Learning representations by back-propagating errors. *Nature*, 323:533–536, 1986.
- [12] Yann LeCun. Une procédure d’apprentissage pour Réseau à seuil assymétrique. In *Cognitiva 85: A la Frontière de l’Intelligence Artificielle, des Sciences de la Connaissance et des Neurosciences*, pages 599–604, Paris 1985, 1985. CESTA, Paris.
- [13] Yann LeCun. Learning processes in an asymmetric threshold network. In E. Bienenstock, F. Fogelman-Soulié, and G. Weisbuch, editors, *Disordered Systems and Biological Organization*, pages 233–240. Springer-Verlag, Berlin, Les Houches 1985, 1986.
- [14] Ciprian Chelba, Tomas Mikolov, Mike Schuster, Qi Ge, Thorsten Brants, Phillipp Koehn, and Tony Robinson. One billion word benchmark for measuring progress in statistical language modeling. In *INTERSPEECH 2014, 15th Annual Conference of the International Speech Communication Association, Singapore, September 14-18, 2014*, pages 2635–2639, 2014.
- [15] Felix Hill, Roi Reichart, and Anna Korhonen. Simlex-999: Evaluating semantic models with (genuine) similarity estimation. *CoRR*, abs/1408.3456, 2014.
- [16] James Bergstra, Olivier Breuleux, Frédéric Bastien, Pascal Lamblin, Razvan Pascanu, Guillaume Desjardins, Joseph Turian, David Warde-Farley, and Yoshua Bengio. Theano: a CPU and GPU math expression compiler. In *Proceedings of the Python for Scientific Computing Conference (SciPy)*, 2010. Oral Presentation.
- [17] Frédéric Bastien, Pascal Lamblin, Razvan Pascanu, James Bergstra, Ian J. Goodfellow, Arnaud Bergeron, Nicolas Bouchard, and Yoshua Bengio. Theano: new features and speed improvements. *Deep Learning and Unsupervised Feature Learning NIPS 2012 Workshop*, 2012.
- [18] B. van Merriënboer, D. Bahdanau, V. Dumoulin, D. Serdyuk, D. Warde-Farley, J. Chorowski, and Y. Bengio. Blocks and Fuel: Frameworks for deep learning. *ArXiv e-prints*, June 2015.

# Appendix

## A Minibatch version of the algorithm

The algorithm we derived for online gradient is relatively straightforward to extend to the case of minibatches containing  $m$  examples, and will still yield the same theoretical speedup factor with respect to the standard naive approach. One may want to be careful in order to keep the computation of  $U^{-T}h$  (or ore precisely  $U^{-T}H$  in the minibatch case) reasonably efficient. In the minibatch version presented below, we update  $U^{-T}$  based on the Woodbury equation (which generalizes the Sherman-Morrison formula for  $m > 1$  and involves inverting an  $m \times m$  matrix). But depending on the size of the minibatch  $m$ , it may become more efficient to solve the corresponding linear equations for each minibatch from scratch every time, rather than inverting that  $m \times m$  matrix. In which case we won't need to maintain an  $U^{-T}$  at all.

---

### Algorithm 2 Minibatch version of the update algorithm

---

#### Initialization

- we can initialize  $D \times d$  matrix  $V$  randomly as we would have initialized  $W$  so that we initially have  $V = W$ .  
Alternatively we can initialize  $V$  to 0 (there won't be symmetry breaking issues with having  $W$  initially be 0 provided the other layers are initialized randomly, since varying inputs and targets will naturally break symmetry for the output layer)
- initialize  $Q \leftarrow V^T V$  (or more cheaply initialize  $Q \leftarrow 0$  if we have initialized  $V$  to 0).
- we initialize  $U$  to the identity:  $U \leftarrow \mathbf{I}_d$  so that, trivially, we initially have  $VU = W$ .
- initialize  $U^{-T} \leftarrow \mathbf{I}_d$

#### Update

We suppose we receive  $m$  target vectors in the  $m$  columns of sparse matrix  $Y$ , and corresponding  $m$  hidden representations in the  $m$  columns of matrix  $H$ .

Step #	Operation	Computation complexity	Computational complexity with the multiplicative factor left in.
1:	$\hat{H} = QH$	$O(md^2)$	$O(md^2)$
2:	$\hat{Y} = U^T(V^T Y)$	$O(mKd + md^2)$	$O(mKd + md^2)$
3:	$\hat{Z} = \hat{H} - \hat{Y}$	$O(md)$	$O(md)$
4:	$\nabla_H = 2\hat{Z}$	$O(md)$	$O(md)$
5:	$M = H^T \hat{Z} - \hat{Y}^T H + Y^T Y$ or alternatively $M = H^T \hat{H} - (\hat{Y}^T H + H^T \hat{Y}) + Y^T Y$	$O(m^2 d + m^2 K)$	$O(2m^2 d + m^2 K)$
6:	$L = \text{Tr}(M)$	$O(m)$	$O(m)$
7:	$U_{new} = U - 2\eta(UH)H^T$	$O(md^2)$	$O(2md^2)$
8:	$U_{new}^{-T} = U^{-T} - (U^{-T}H) \left( (H^T H - \frac{1}{2\eta} \mathbf{I}_m)^{-1} H^T \right)$	$O(m^2 d + m^3 + md^2)$	$O(2m^2 d + m^3 + 2md^2)$
9:	$V_{new} = V + 2\eta Y (U_{new}^{-T} H)^T$	$O(md^2 + mKd)$	$O(md^2 + mKd)$
10:	$Q_{new} = Q - 2\eta \left( H \hat{Z}^T + \hat{Z} H^T \right) + 4\eta^2 (HM)H^T$	$O(md^2 + dm^2)$	$O(3md^2 + m^2 d)$

---

## B Detailed proof for computation of update of $Q$

Update to  $Q$  corresponds to  $W_{new} \leftarrow W - 2\eta(WH - Y)H^T$

We will use the following precomputed quantities:  $Q = W^T W$ ,  $\hat{H} = QH$  and  $\hat{Y} = W^T Y = U^T(V^T Y)$  and  $\hat{Z} = \hat{H} - \hat{Y}$ .

$$\begin{aligned}
Q_{new} &= W_{new}^T W_{new} \\
&= (W - 2\eta(WH - Y)H^T)^T (W - 2\eta(WH - Y)H^T) \\
&= W^T W - 2\eta H(WH - Y)^T W - 2\eta W^T(WH - Y)H^T \\
&\quad + 4\eta^2 H(WH - Y)^T(WH - Y)H^T \\
&= Q - 2\eta(HH^T W^T W - HY^T W) - 2\eta(W^T W H H^T - W^T Y H^T) \\
&\quad + 4\eta^2 H(H^T W^T W H - H^T W^T Y - Y^T W H + Y^T Y)H^T \\
&= Q - 2\eta(HH^T Q - H(W^T Y)^T) - 2\eta(QH H^T - (W^T Y)H^T) \\
&\quad + 4\eta^2 H(H^T Q H - H^T(W^T Y) - (W^T Y)^T H + Y^T Y)H^T \\
&= Q - 2\eta(H\hat{H}^T - H\hat{Y}^T + \hat{H}H^T - \hat{Y}H^T) \\
&\quad + 4\eta^2 H(H^T \hat{H} - H^T \hat{Y} - \hat{Y}^T H + Y^T Y)H^T \\
&= Q - 2\eta(H(\hat{H} - \hat{Y})^T + (\hat{H} - \hat{Y})H^T) + 4\eta^2 H(H^T(\hat{H} - \hat{Y}) - \hat{Y}^T H + Y^T Y)H^T \\
&= Q - 2\eta(H\hat{Z}^T + \hat{Z}H^T) + 4\eta^2 H \underbrace{(H^T \hat{Z} - \hat{Y}^T H + Y^T Y)}_M H^T
\end{aligned}$$

This is what is listed as step 10 of the above minibatch algorithm.

In the online case, this becomes:

$$\begin{aligned}
Q_{new} &= Q - 2\eta(h\hat{z}^T + \hat{z}h^T) + 4\eta^2(h^T \hat{z} - \hat{y}^T h + y^T y)hh^T \\
&= Q - 2\eta(h\hat{z}^T + \hat{z}h^T) + 4\eta^2(h^T \hat{h} - h^T \hat{y} - \hat{y}^T h + y^T y)hh^T \\
&= Q - 2\eta(h\hat{z}^T + \hat{z}h^T) + 4\eta^2(h^T \hat{h} - 2h^T \hat{y} + y^T y)hh^T \\
&= Q - 2\eta(h\hat{z}^T + \hat{z}h^T) + (4\eta^2 L)hh^T
\end{aligned}$$

which is the update listed as step 9 in the online algorithm (Algorithm 1 on page 7).

## C Details regarding controlling numerical stability

The update of  $U$  (step 6 of the online algorithm, step 7 in the minibatch version) may over time lead to  $U$  becoming ill-conditioned. Simultaneously, as we update  $U$  and  $U^{-T}$  (using Sherman-Morrison or Woodbury) our updated  $U^{-T}$  may numerically start to diverge from the true  $U^{-T}$  due to numerical precision. It is thus important to prevent both of these from happening, i.e. make sure  $U$  stays well conditioned, to ensure the numerical stability of the algorithm. We present here progressively refined strategies for achieving this.

### Restoring the system in a pristine stable state

One simple way to ensure numerical stability is to once in a while restore the system in its pristine state where  $V = W$  and  $U = \mathbf{I}_d = U^{-T}$ . This is easily achieved as follows:

$$\begin{aligned} V &\leftarrow VU \\ U &\leftarrow \mathbf{I}_d \\ U^{-T} &\leftarrow \mathbf{I}_d. \end{aligned}$$

This operation doesn't affect the product  $VU$ , so the implicit matrix  $W$  remains unchanged, nor does it affect  $Q = W^T W$ . And it does restore  $U$  to a perfectly well conditioned identity matrix. But computing  $VU$  is an extremely costly  $O(Dd^2)$  operation, so if possible we want to avoid it (except maybe once at the very end of training, if we want to compute the actual  $W$ ). In the next paragraphs we develop a more efficient strategy.

### Stabilizing only problematic singular values

$U$  becoming ill-conditioned is due to its singular values over time becoming too large and/or too small. Let us define  $\sigma_1, \dots, \sigma_d$  as the singular values of  $U$  ordered in decreasing order. The conditioning number of  $U$  is defined as  $\frac{\sigma_1}{\sigma_d}$  and it can become overly large when  $\sigma_1$  becomes too large and/or when  $\sigma_d$  becomes too small. Restoring the system in its pristine state, as shown in the previous paragraph, in effect brings back *all* singular values of  $U$  back to 1 (since it brings back  $U$  to being the identity). It is instead possible, and computationally far less costly, to correct when needed only for the singular values of  $U$  that fall outside a safe range. Most often we will only need to occasionally correct for one singular value (usually the smallest, and only when it becomes too small). Once we have determined the offending singular value and its corresponding singular vectors, correcting for that singular value, i.e. effectively bringing it back to 1, will be a  $O(Dd)$  operation. The point is to apply corrective steps only on the problematic singular values and only when needed, rather than blindly, needlessly and inefficiently correcting for all of them through the basic  $O(Dd^2)$  full restoration explained in the previous paragraph.

Here is the detailed algorithm that achieves this:

---

**Algorithm 3** Numerical stabilization procedure for problematic singular values

---

- The chosen safe range for singular values is  $[\sigma_{\text{low}}, \sigma_{\text{high}}]$  (ex:  $[0.001, 100]$  )
- The procedures given below act on output layer parameters  $U$ ,  $U^{-T}$  and  $V$ .
- For concision, we do not enlist these parameters explicitly in their parameter list.
- Procedure SINGULAR-STABILIZE gets called after every  $n_{\text{check}}$  gradient updates (ex:  $n_{\text{check}} = 100$ ).

**procedure** SINGULAR-STABILIZE()

$\bar{U}, \sigma, \bar{V} = \text{SVD}(U)$   $\triangleright$  Computes singular value decomposition of  $U$  as  $U = \bar{U} \text{diag}(\sigma) \bar{V}^T$

**for all**  $k \in \{1, \dots, d\}$  **do**

**if**  $\sigma_k < \sigma_{\text{low}}$  **OR**  $\sigma_k > \sigma_{\text{high}}$  **then**

        FIX-SINGULAR-VALUE( $\sigma_k, \bar{U}_k, 1$ )

**end if**

**end for**

**end procedure**

*The following procedure will change singular value  $\sigma$  of  $U$  associated to singular vector  $u$  to become target singular value  $\sigma^*$  (typically 1). It doesn't change  $U$ 's singular vectors, only that one singular value. It also changes  $V$  symmetrically (with a rank-one update) in such a way that  $W = VU$  remains unchanged.*

**procedure** FIX-SINGULAR-VALUE( $\sigma, u, \sigma^*$ )

$$\alpha = \frac{\sigma^* - \sigma}{\sigma}$$

$$\beta = -\frac{\sigma \alpha}{1 + \alpha}$$

$$U \leftarrow U + \alpha u (U^T u)^T$$

$$V \leftarrow V + \beta (V u) u^T$$

$$U^{-T} \leftarrow U^{-T} + \beta u (U^{-1} u)^T$$

$\triangleright$  Where  $U^{-1}$  is obtained as the transpose of  $U^{-T}$ . But we may instead of this prefer to recompute  $U^{-T}$  from scratch by inverting  $U$  to ensure it doesn't stray too much due to numerical imprecisions.

**end procedure**

---

The proof that the FIX-SINGULAR-VALUE procedure achieves what it is supposed to is relatively straightforward, and left to the reader.

### Avoiding the cost of a full singular-value decomposition

Computing the SVD of  $d \times d$  matrix  $U$  as required above, costs roughly  $25d^3$  elementary operations (use the so-called R-SVD algorithm). But since the offending singular values will typically be only the smallest or the largest, it is wasteful to compute all  $d$  singular values every time. A possibly cheaper alternative is to use the power iteration method with  $U$  to find its largest singular value and associated singular vector, and similarly with  $U^{-1}$  to obtain the smallest singular value of  $U$  (which corresponds to the inverse of the largest singular value of  $U^{-1}$ ). Each iteration of the power iteration method requires only  $O(d^2)$  operations, and a few iterations may suffice. In our experiments we fixed it to 100 power iterations. Also it is probably not critical if the power iteration method is not run fully to convergence, as correcting along an approximate offending singular vector direction can be sufficient for the purpose of ensuring numerical stability.

With this refinement, we loop over finding the smallest singular value with the power iteration method, correcting for it to be 1 by calling FIX-SINGULAR-VALUE if it is too small, and we repeat this until we find the now smallest singular value to be inside the acceptable range. Similarly for the largest singular values.

Note that while in principle we may not need to ever invert  $U$  from scratch (as we provided update formulas of  $U^{-T}$  with every change we make to  $U$ ), it nevertheless proved to be necessary to do so regularly to ensure  $U^{-T}$  doesn't stray too much from the correct value due to numerical imprecisions. Inverting  $U$  using Gaussian-elimination costs roughly  $d^3$  operations, so it is very reasonable

and won't affect the computational complexity if we do it no more often than every  $d$  training examples (which will typically correspond to less than 10 minibatches of size 128). In practice, we recompute  $U^{-T}$  from scratch every time before we run this check for singular value stabilization.