

Glassy dynamics in geometrically frustrated Coulomb liquids without disorder

Samiyeh Mahmoudian,¹ Louk Rademaker,² Arnaud Ralko,³ Simone Fratini,³ and Vladimir Dobrosavljević¹

¹*Department of Physics and National High Magnetic Field Laboratory,
Florida State University, Tallahassee, Florida 32306, USA*

²*Kavli Institute for Theoretical Physics, University of California Santa Barbara, CA 93106, USA*

³*Institut Néel-CNRS and Université Joseph Fourier,
Boîte Postale 166, F-38042 Grenoble Cedex 9, France*

We show that introducing long-range Coulomb interactions immediately lifts the massive ground state degeneracy induced by geometric frustration for electrons on quarter-filled triangular lattices in the semi-classical regime. Important consequences include the stabilization of a stripe-ordered crystalline (global) ground state, but also the emergence of very many low-lying metastable states with amorphous “stripe-glass” spatial structures. At intermediate temperatures, such a frustrated Coulomb liquid shows remarkably slow (viscous) dynamic, with very long relaxation times growing in Arrhenius fashion upon cooling, as typical of “strong glass formers”. On shorter time scales, the system falls out of equilibrium and displays the “aging” phenomena characteristic of supercooled liquids around the glass transition. Our results, which are obtained using using several complementary methods, show remarkable similarity with the recent observations of charge-glass behavior in ultra-clean triangular organic materials θ -RbZn and θ -CsZn.

PACS numbers: 64.70.pj, 75.25.Dk

Introduction - Metastability, slow relaxation, and other features of “glassy dynamics” are often observed in electronic systems at the brink of the metal-insulator transition [1]. These effects, however, are typically attributed to disorder caused by impurities or defects, rather than being an intrinsic feature of strongly interacting electrons. Indeed, “Coulomb glass” behavior [2, 3] is well established in disordered insulators [4, 5]; in other cases metastability can be caused by disorder-dominated phase separation in presence of competing orders [6].

Stimulated by experiments on lightly doped oxides, a more intriguing possibility arose in the heyday of cuprate superconductivity, with the idea of “Coulomb-frustrated phase separation” (CLPS) in lightly doped Mott insulators [7, 8]. It suggested the possibility of spontaneous (disorder-unrelated) formation of many complicated patterns of charge density, such as bubbles and stripe crystals [9], or even stripe glasses [10]. Unfortunately, no clear theoretical or experimental evidence emerged to support the existence of such phase separation, and CLPS long remained more of a theorist’s dream than an accepted mechanism for metastability in electronic systems.

Glassy freezing without disorder, on the other hand, is well established in several systems with geometric frustration, most notably the supercooled liquids [11]. A natural question thus emerges: can sufficient geometric frustration cause disorder-free glassy behavior of electrons, in (many) situations where phase separation effects are not relevant? Geometric frustration arises, for example, in spins systems on a triangular lattices [12, 13], sometimes leading to exotic phases like spin liquids [14]; related frustration-driven phenomena in the charge sector have been little explored so far.

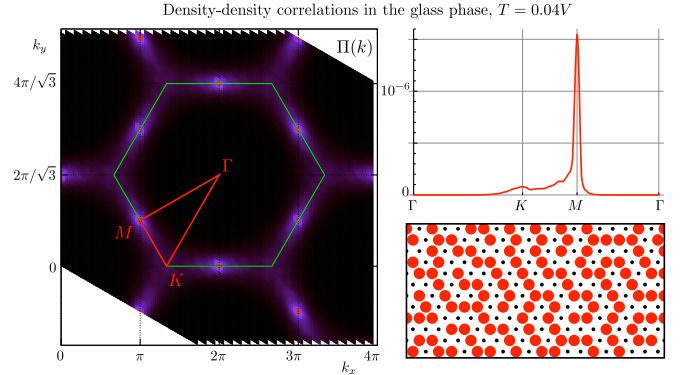


FIG. 1: The supercooled Coulomb liquid on a half-filled triangular lattice is characterized by short range stripe order displaying slow, glassy dynamics. The top left panel shows the Fourier transform of the density-density correlation function on the $N = 36$ lattice averaged over 1000 Monte Carlo sweeps at $T = 0.04V$. Clearly defined diffuse Bragg peaks are observed at the stripe order wavevector $\mathbf{Q} = \left(\frac{2\pi}{\sqrt{3}}, 0\right)$ and symmetry equivalent points. The top-right panel shows the density-density correlation function along the high-symmetry lines of the Brillouin zone, from Γ to K to M and back. The peak at the M -point indicates short-range (flat) stripe order. On the bottom right we show a snapshot illustrating a typical “stripe liquid” configuration.

A class of systems where one can directly investigate these important questions is represented by organic triangular compounds of the family θ -(BEDT-TTF)₂ MM' (SCN)₄ (in short θ - MM') where $M = \text{Ti, Rb, Cs}$ and $M' = \text{Co, Zn}$, which exhibits a notable degree of charge frustration [15]. These materials are quarter-filled, i.e. they have one electron per two lattice sites, and are known to typically display a first order structural transition upon cooling, leading to a charge-ordered insulating ground state. Such a structural transition, how-

ever, can be avoided by sufficiently rapid cooling, and the system is found to remain a poor conductor, displaying characteristic kinetic slowing down [15–17] reminiscent of glassy dynamics. Remarkably, this behavior was reported high quality single crystals, having no significant amount of disorder, suggesting [15] a possibility of self-generated (disorder-free) glassy behavior of electrons.

Despite these significant experimental advances, the following physical questions remain: (1) What is the dominant physical mechanism that may produce such glassy dynamics of electrons? (2) What is the role of geometric frustration and the range of electron-electron interactions? In this Letter we present a model calculation that provides a clear and physically transparent answer to these important questions. We show that the long-range nature of the Coulomb repulsion plays a crucial role in lifting the massive ground-state degeneracy produced by geometric frustration. However, it does so very weakly, producing an extensive manifold of low-lying metastable states, causing slow relaxation and glassy dynamics, even in absence of disorder.

Model - We study a system of spinless on a triangular lattice with inter-site repulsion V_{ij} ,

$$H = -t \sum_{\langle i,j \rangle} c_i^\dagger c_j + \frac{1}{2} \sum_{ij} V_{ij} \left(n_i - \frac{1}{2} \right) \left(n_j - \frac{1}{2} \right) \quad (1)$$

where t is the hopping integral between two neighboring sites and c_i^\dagger is the electron creation operator. We fix the density to one particle per two sites, $\langle n \rangle = \frac{1}{2}$, as appropriate to the θ - MM' salts. We also allow for deviations from the perfect triangular lattice, by defining an anisotropy parameter λ via the unit vectors $\hat{a}_1 = \frac{1}{2}(\sqrt{3}\lambda\hat{x} + \hat{y})$ and $\hat{a}_2 = \hat{y}$ ($\lambda = 1.16$ for θ -CsZn and $\lambda = 1.26$ for θ -RbZn.[18]). We start by considering the maximally frustrated isotropic lattice, where $\lambda = 1$.

For short-range (SR) nearest neighbor repulsion

$$V_{ij}^{\text{SR}} = V\delta_{|i-j|=1}, \quad (2)$$

the ground state of Eq. (1) is massively degenerate in the classical limit $t = 0$, as any state where each particle has exactly two nearest neighbor sites occupied has an energy per site of $\epsilon = -V/4$. Such states include the horizontal (zigzag) and vertical (linear) stripes depicted in Fig. 2a and b, as well as any other striped configuration such as the long zigzag stripes of Fig. 2c.

Interestingly, another class of configurations with exactly the same potential energy can be constructed by dividing the lattice into three sublattices, one of which is filled (“pins”), one empty, and the third being *randomly* occupied by the remaining particles (“balls”) [19] (cf. Fig. 2d). In presence of quantum fluctuations ($t \neq 0$), the latter can move at no energy cost, therefore behaving as free-electrons on the honeycomb lattice formed by the available unoccupied sites. The resulting state, termed a “*pinball liquid*”, has energy $E_{\text{pinball}} = -V/4 - \mathcal{O}(t)$. This

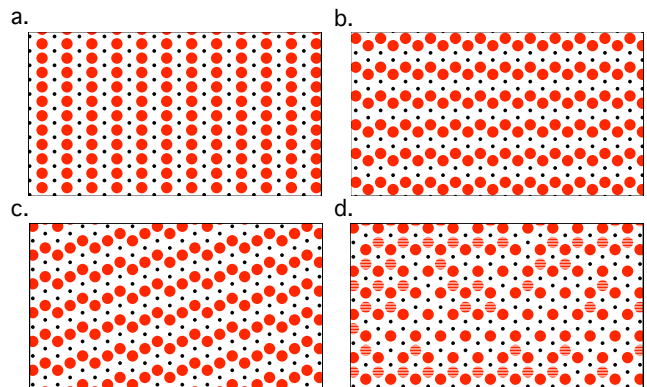


FIG. 2: Ground state charge configurations of the quarter-filled triangular lattice: a) linear stripes, b) short zigzag stripes, c) long zigzag stripes and d) a typical three-sublattice structure following Ref. [19], where we highlighted the difference between the particles on the filled sublattice (solid color) and the particles on the random half-filled sublattice (striped color). For nearest-neighbor interactions only, all these states are degenerate in energy. Long-range Coulomb repulsion, Eq. (3), breaks this degeneracy and the linear stripes are lowest in energy for the isotropic lattice.

can be contrasted with the stripe ground state, where $E_{\text{stripe}} = -V/4 - \mathcal{O}(t^2/V)$ because here any move cost energy $E_{\text{gap}} = V$. Consequently, $E_{\text{pinball}} < E_{\text{str}}$ even for infinitesimal $t \neq 0$, and the classical degeneracy is lifted. For short-range interactions, the pinball liquid is favored on the isotropic triangular lattice, suggesting a Fermi liquid (good metal) ground state.

Real electrons, however, interact through long-range Coulomb interactions. The central observation of this Letter is the fact that, at least in the semi-classical regime ($t/V \ll 1$), the low temperature behavior completely changes even if a modest long-range component is added. To make this point, we consider a family of inter-site interactions of the form

$$V_{ij} = (1-x)V\delta_{|i-j|=1} + x\frac{V}{|r_i - r_j|}. \quad (3)$$

It reduces to the SR interaction for $x = 0$, and to the standard Coulomb interaction for $x = 1$.

Phase	Electrostatic energy
Vertical linear stripes	$\epsilon = -0.17555928V$
Long zigzag stripes	$-0.17252933V$
Horizontal (short zigzag) stripes	$-0.17100020V$
Three sublattice (pinball) phase	$-0.16762072V$

TABLE I: Electrostatic energies per site in the classical ($t = 0$) limit, for long-range Coulomb interactions ($x = 1$ in Eq. 3), for various configurations. The energy difference between the ground state (flat stripes) and other ordered states is extremely small, $\Delta\epsilon \sim 0.003V$.

The crucial effect of adding a long-range component is the immediate lifting of the ground-state degeneracy, with the stripes having a lower electrostatic energy, $\epsilon_{str} < \epsilon_{pinball}$. The energy difference between different resulting configurations can be very precisely calculated in the classical limit ($t = 0$), using standard Ewald summation techniques [20] to account for the long-range interaction Eq. (3). The qualitatively same behavior is obtained for any $0 < x < 1$; results obtained for standard Coulomb interactions $x = 1$ are shown in Table I. We conclude that the presence of Coulomb interactions suffices to induce charge ordering into an insulating ground state

The resulting finite (albeit small) energy difference present in the classical limit implies that stripe order survives in the ground state, even in the presence of quantum fluctuations, since there must exist a *finite* interval of $t/\delta\epsilon$ in which the quantum processes associated with the pinball phase can be neglected. At finite t , we confirmed this result by performing Exact Diagonalization (ED) calculations on finite-size clusters of up to 16 sites, showing that the transition from stripes to pinball occurs at a value $t/V \simeq 0.05$ in the isotropic case, and rapidly increases with anisotropy ($t/V \simeq 0.08$ already at $\lambda = 1.16$). Both the rigorous (stability) argument given above (for infinitesimal t) and our ED results (for finite t) indicate that behavior obtained from a classical model should be at least qualitatively valid sufficient to describe systems with a small ratio t/V , as it indeed the case for similar organic salts where ab-initio calculations suggest $t/V \sim 0.05 - 0.1$ [21, 22]. We shall therefore consider the $t = 0$ limit of Eq. (1), and focus solely on the effects of classical fluctuations.

The ground state is thus given by the linear stripes of Fig. 2a, which are 6-fold degenerate (3 orientations and 2 sublattices). All the other states, which were degenerate in the short range model move to higher energy, forming a continuum of metastable states in the thermodynamic limit. Relevant examples of these states are shown in Fig. 2, with their energies reported in Table I. Surprisingly, the ‘long zig-zag stripes’ have an energy *per site* of only $0.003V$ higher, and most of the sampled states lie within $0.01V$ of the ground state. The barriers between these states are, however, of order V , which allows the system to get easily ‘stuck’ in one of the metastable states.

Glassy dynamics - We established that introducing long-range Coulomb interactions - even for stated lattices - immediately leads to stripe-like charge order in the ground state, which represents a symmetry-broken state with long-range charge order. As temperature is increased, thermal fluctuations destroy such long-range order, and the stripe crystal melts at some finite temperature T_c . To study our system at finite temperature, we carried out classical Monte Carlo simulations using Metropolis dynamics with local updates, on $N \times N$ lattices for $N = 12, 24, 36$ and $N = 48$.

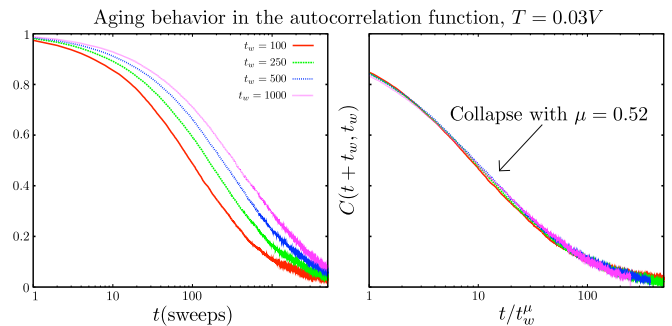


FIG. 3: Autocorrelation function for different waiting times. Equilibrium is restored only if the wait time t_w is sufficiently long. At $T=0.03$, the corresponding relaxation time $\tau \approx 10^3$, and for $t_w < \tau$, the system displays history dependence and aging, as typically found in glass formers. In this regime, the relaxation displays sub-aging behavior (bottom panel), with again exponent $\mu = 0.52$, similarly as in (disordered) Coulomb glasses [3].

Starting at zero temperature with the linear stripe ordered phase, we find that for $x = 1$, the stripe order remains stable up to the temperature of around $T_c \sim 0.038V$, where the system undergoes a first-order transition to an (isotropic) fluid phase with significant short-range order. The typical fluid configuration is shown in Fig. 1c, where we observe finite-size striped domains with random orientations; such configurations are sometimes described as ‘dynamic stripes’. In the following we do not provide a detailed characterization of this first-order stripe-melting transition, but instead focus our attention to understanding the structure and the dynamics of the correlated fluid phase.

To quantify the corresponding short-range order, we computed the (thermally averaged) density-density correlation function $\Pi(\mathbf{k}) = \langle n_{\mathbf{k}} n_{-\mathbf{k}} \rangle$ within the correlated fluid phase. Typical results obtained at $T = 0.04V$ are displayed in Fig. 1. A sharp peak is found at the M points, signaling the existence of local (flat) stripe order, corresponding to flat stripes of Fig. 1c. Remarkably, this peak coexists with a broader feature at the K point, reminiscent of the classical threefold configurations which are precursor to the pinball liquid phase (Fig. 1d), as well as with a diffuse background present along the whole Brillouin zone edge, indicative of the presence of many metastable states. The coexistence of two competing ordering wave-vectors and the emergence of diffuse lines in the structure factor is a distinctive feature of θ - MM' salts that is naturally captured by our model.

To further characterize the role of stripy correlations in the fluid phase, we turn our attention to dynamics, and set out to describe the dynamic relaxation processes, closely following the approaches previously used [3] to investigate (disordered) Coulomb glasses. We computed the autocorrelation function

$$C(t + t_w, t_w) = \frac{2}{N} \sum_i \langle \delta n_i(t + t_w) \delta n_i(t_w) \rangle \quad (4)$$

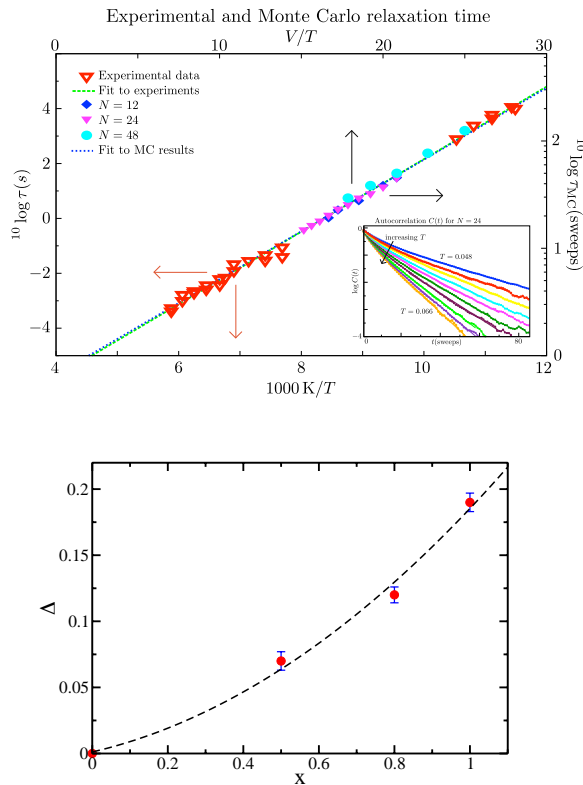


FIG. 4: The relaxation time of the triangular lattice as found using Monte Carlo simulations on $N = 12, 24$ and 48 lattices, compared to experimental data on θ -CsZn from Ref. [17]. In both cases a clear Arrhenius scaling $\tau \sim e^{\Delta/T}$ is found, signaling strong glassy behavior. We found $\Delta \approx 0.2V$ for the simulations, compared to $\Delta = 2600K$ for the experiments. Inset: the autocorrelation time $C(t)$ after a long waiting time becomes independent of t_w , which allows us to extract a relaxation time from the exponential tail of $C(t)$. We display here the long t_w autocorrelation for various temperatures that gave us the $N = 24$ data in the main plot. The activation energy $\Delta(x)$ characterizing the relaxation time of the electron liquid increases with the amplitude x of the long-range Coulomb interaction.

where t_w is the waiting time measured in Monte Carlo sweeps. Following Ref. [3], we first quickly “quench” (cool) the system from a random initial configuration to the desired temperature T , and then allow the system to relax for a waiting time $t = t_w$, before collecting data for the autocorrelation function. We perform such studies at each temperature for several values of t_w ; the system is equilibrated when t_w is sufficiently long that the autocorrelation function becomes independent of the waiting time. The long-time exponential tail of $C(t)$ then directly gives us the desired relaxation time $\tau(T)$, which we generally find to be comparable to the required time to equilibrate the system. The relaxation time thus found displays Arrhenius behavior [11],

$$\tau(T) = \tau_0 e^{\Delta/T} \quad (5)$$

where $\Delta \approx 0.2V$ for $x = 1$, as illustrated in Fig.4. This strong glass behavior is reminiscent of the cluster glass phase in θ -CsZn, as shown by the resistivity aging and noise experiments performed by Ref. [17], where $\Delta \approx 2600$ K. For comparison, we display in Fig. 4 the experimental results together with our Monte Carlo results for the relaxation time. Taking $V = e^2/\epsilon a$, where $\epsilon \approx 3$ is the dielectric constant, $a \sim 5\text{\AA}$ is the lattice constant, gives $V \sim 1$ eV, which yields $\Delta \approx 0.2V \approx 2300$ K. This result is remarkably close to the experimentally found value, providing strong quantitative support to the theoretical picture we propose.

The dramatic slowing down arising in this supercooled stripe liquid directly reflects the long-range nature of the Coulomb interaction. To illustrate this point, we gradually increase the amplitude x of the long-range Coulomb potential. We find that the same qualitative behavior is found for any value of x , and the relaxation time still displays simple activated behavior, however with x -dependent activation energy, which is seen to decrease as x is reduced, and vanish at $x = 0$ (Fig. 4). This result indicates that turning on the long-range component of the Coulomb interaction *immediately* causes dramatic slowing down of the relaxational processes in the electron liquid.

At low temperatures, the relaxation time becomes very long, and for $t_w < \tau(T)$ the system is unable to equilibrate. In this regime the autocorrelation function depends on both t and the waiting time t_w , displaying characteristic “aging” behavior [3]. Here, the autocorrelation function $C(t + t_w, t_w)$ assumes a scaling form $F(t/t_w^\mu)$ where μ is the aging exponent, as illustrated in Fig. 3. We found such aging behavior in the entire super-cooled regime, demonstrating dynamical behavior precisely of the form expected for supercooled liquids around the glass transition, consistent with results obtained for Coulomb glasses [3]. In fact, our qualitative and even quantitative results are so similar to this well-known glass former, that little doubt remains that robust glassy behavior emerges in our model, even in the absence of disorder.

Outlook - We showed that geometric frustration plays a singular role in Coulomb liquids, producing a multitude of metastable states, slow relaxation, and most characteristic features of disorder-free glassy dynamics, as recently observed in organic conductors θ -CsZn and θ -RbZn. This mechanism, however, may be expected to be significant in a much broader family of systems, including many families of complex (e.g. spinel) oxides with not only triangular, but also Kagome and pyrochlore lattices. We identified a robust pathway to dynamical slowing down, which should be dominant in the semi-classical regime. Quantum fluctuations, however, can be conveniently tuned in these systems, for example by applying pressure or appropriate chemical doping. The resulting quantum critical behavior of such self-generated Coulomb glasses thus

arises as one of the most attractive avenues of experimental and theoretical investigation in future work.

Acknowledgements - The authors thank K. Kanoda, T. Sato, F. Kagawa, L. Balents and J. Zaanen for interesting discussions. L.R. was supported by the Dutch Science Foundation (NWO) through a Rubicon grant. This work is supported by the French National Research Agency through Grant No. ANR-12-JS04-0003-01 SUBRISSYME. Work in Florida (S. M. and V. D.) was supported by the NSF grants DMR-1005751 and DMR-1410132. V.D. would like to thank CPTGA for financing a visit to Grenoble, and for KITP at UCSB, where part of the work was performed.

-
- [1] V. Dobrosavljević, N. Trivedi, and J. M. Valles Jr, *Conductor Insulator Quantum Phase Transitions* (Oxford University Press, UK, 2012).
- [2] A. A. Pastor and V. Dobrosavljević, Phys. Rev. Lett. **83**, 4642 (1999).
- [3] A. Kolton, D. Grempel, and D. Dominguez, Phys. Rev. B **71**, 024206 (2005).
- [4] A. Vaknin, Z. Ovadyahu, and M. Pollak, Phys. Rev. Lett. **84**, 3402 (2000).
- [5] S. Bogdanovich and D. Popović, Phys. Rev. Lett. **88**, 236401 (2002).
- [6] E. Dagotto, Science **309**, 257 (2005).
- [7] L. P. Gor'kov and A. V. Sokol, JETP Lett. **46**, 333 (1987).
- [8] V. J. Emery and S. A. Kivelson, Physica C: Superconductivity **209**, 597 (1993).
- [9] R. Jamei, S. Kivelson, and B. Spivak, Phys. Rev. Lett. **94**, 056805 (2005).
- [10] J. Schmalian and P. G. Wolynes, Phys. Rev. Lett. **85**, 836 (2000).
- [11] P. G. Debenedetti and F. H. Stillinger, Nature **410**, 259 (2001).
- [12] L. Balents, Nature **464**, 199 (2010).
- [13] A. P. Ramirez, Annu. Rev. Mater. Sci. **24**, 453 (1994).
- [14] Y. Shimizu, K. Miyagawa, K. Kanoda, M. Maesato, and G. Saito, Phys. Rev. Lett. **91**, 107001 (2003).
- [15] F. Kagawa, T. Sato, K. Miyagawa, K. Kanoda, Y. Tokura, K. Kobayashi, R. Kumai, and Y. Murakami, Nat. Phys. **9**, 422 (2013).
- [16] F. Nad, P. Monceau, and H. Yamamoto, Phys. Rev. B **76**, 205101 (2007).
- [17] T. Sato, F. Kagawa, K. Kobayashi, K. Miyagawa, K. Kanoda, R. Kumai, Y. Murakami, and Y. Tokura, Phys. Rev. B **89**, 121102 (2014).
- [18] H. Mori, S. Tanaka, and T. Mori, Phys. Rev. B **57**, 12023 (1998).
- [19] C. Hotta and N. Furukawa, Phys. Rev. B **74**, 193107 (2006).
- [20] A. Y. Toukmaji and J. A. B. Jr., Computer Physics Communications **95**, 73 (1996), ISSN 0010-4655.
- [21] K. Nakamura, Y. Yoshimoto, T. Kosugi, R. Arita, and M. Imada, Journal of the Physical Society of Japan **78**, 083710 (2009).
- [22] L. Cano-Cortes, A. Dolfen, J. Merino, J. Behler, B. Dellley, K. Reuter, and E. Koch, The European Physical Journal B **56**, 173 (2007), ISSN 1434-6028.