

Multi-wavelength Emission from the Fermi Bubble II. Secondary Electrons and the Hadronic Model of the Bubble.

K.-S. Cheng¹, D. O. Chernyshov^{1,2}, V. A. Dogiel^{1,2,4}, and C.-M. Ko³

¹Department of Physics, University of Hong Kong, Pokfulam Road, Hong Kong, China

²I.E.Tamm Theoretical Physics Division of P.N.Lebedev Institute of Physics, Leninskii pr.
53, 119991 Moscow, Russia

³Institute of Astronomy, Department of Physics and Center for Complex Systems, National
Central University, Jhongli, Taiwan

⁴Moscow Institute of Physics and Technology (State University), 9, Institutsky lane,
Dolgoprudny, 141707, Russia

June 18, 2021

Received _____; accepted _____

ABSTRACT

We analyse the origin of the gamma-ray flux from the Fermi Bubbles (FBs) in the framework of the hadronic model in which gamma-rays are produced by collisions of relativistic protons with the protons of background plasma in the Galactic halo. It is assumed in this model that the observed radio emission from the FBs is due to synchrotron radiation of secondary electrons produced by pp collisions. However, if these electrons lose their energy by the synchrotron and inverse-Compton, the spectrum of secondary electrons is too soft, and an additional arbitrary component of primary electrons is necessary in order to reproduce the radio data. Thus, a mixture of the hadronic and leptonic models is required for the observed radio flux. It was shown that if the spectrum of primary electrons is $\propto E_e^{-2}$, the permitted range of the magnetic field strength is within 2 - 7 μG region. The fraction of gamma-rays produced by pp collisions can reach about 80% of the total gamma-ray flux from the FBs. If magnetic field is $< 2 \mu\text{G}$ or $> 7 \mu\text{G}$ the model is unable to reproduce the data. Alternatively, the electrons in the FBs may lose their energy by adiabatic energy losses if there is a strong plasma outflow in the GC. Then, the pure hadronic model is able to reproduce characteristics of the radio and gamma-ray flux from the FBs. However, in this case the required magnetic field strength in the FBs and the power of CR sources are much higher than those followed from observations.

1. Introduction

The origin of giant gamma-ray structure named as Fermi bubbles (FBs) discovered from analysis of the Fermi-LAT data (see, Dobler et al. 2010; Su et al. 2010; Ackermann et al.

2014) is still enigmatic. Two main interpretations of gamma-ray production in the bubbles were suggested which can be defined as hadronic and leptonic. In the latter case gamma-rays are produced by inverse Compton scattering of relativistic electrons on background photons (see e.g. Su et al. 2010). Because of relatively short lifetime of relativistic electrons they should be produced inside or nearby regions of emission. The in-situ acceleration can be provided either by a shock or shocks which are generated by tidal processes nearby the central black hole or by an MHD-turbulence which is excited behind a shock (for some aspects of the leptonic model see e.g. Cheng et al. 2011, 2014; Mertsch & Sarkar 2011; Yang et al. 2012, and others).

Alternatively, the hadronic model of the FBs was suggested and developed in a series of publications by Crocker & Aharonian (2011); Crocker et al. (2011, 2013); Fujita et al. (2013); Thoudam (2013); Yang et al., (2014). This model does not require in-situ acceleration of protons because of their relatively long lifetime. Thus, Crocker & Aharonian (2011) concluded from observational data that star formation regions within the central 200 pc radius release energy continuously, with the average power $\sim 10^{40}$ erg s $^{-1}$. They assumed that this energy is transformed into a flux of relativistic cosmic rays (CRs) which are carried away into the halo by a plasma outflow from the Galactic Center (GC). They assumed also that CR protons fill the bubble region and are trapped somehow there for the time of pp collisions, $\tau_{pp} \sim (n_H \sigma_{pp} c)^{-1} \sim 10^{10}$ yr, where σ_{pp} is the cross-section of pp collisions and $n_H \simeq 10^{-2}$ cm $^{-3}$ is the plasma density in the halo.

According to Yang et al., (2014) the leptonic model is unable to interpret the observed hardening of the gamma ray spectrum to the FB edges that is a problem for the leptonic model. We suppose, however, that special investigations of this effect are necessary in order to get a more reliable conclusion.

The hadronic scenario requires a rather small diffusion coefficient of protons within the

bubble, $\sim 10^{26} \text{ cm}^2 \text{ s}^{-1}$ at 1 GeV (see Crocker & Aharonian 2011), which is two orders of magnitude smaller than in the Galaxy, or some sort of "magnetic walls" near the FB edges is needed to confine protons in the FBs for a long time (see Jones et al. 2012).

In these assumptions a power in CR proton about $W \simeq 2 \times 10^{38} \text{ erg s}^{-1}$ is required in order to produce the gamma-ray flux $F_\gamma \simeq 4 \times 10^{37} \text{ erg s}^{-1}$ from the FBs. Such a power can easily be supplied by star formation regions in the GC. The spectrum of gamma-rays from the FBs can be presented as power-law,

$$F_\gamma^{FB} \propto E_\gamma^{-2}, \quad (1)$$

in the range $E_\gamma = 1 - 100 \text{ GeV}$ (see Su et al. 2010). Crocker & Aharonian (2011) estimated a radio flux from FBs produced by secondary electrons generated by pp collisions. They obtained that this radio flux in the range 20-60 GHz is about $\Phi_\nu \simeq 2 \times 10^{36} \text{ erg s}^{-1}$ for the magnetic field strength is $H > 10 \mu\text{G}$ that is about of the flux derived by Finkbeiner (2004) from the WMAP data, $\Phi_\nu \simeq (1 - 5) \times 10^{36} \text{ erg s}^{-1}$. These and subsequent observations of radio emission from the FBs (see Jones et al. 2012; Ade et al. 2013) showed that the FB radio spectrum is power-law:

$$\Phi_\nu^{FB} \propto \nu^{-\alpha}, \quad (2)$$

where α is the spectral index of radio emission which ranges from 0.5 to 0.63 at GHz frequencies. If the emission is synchrotron emission, then spectrum of the radio emitting electrons is close to a power-law,

$$N_e \propto E_e^{-(2\alpha+1)}. \quad (3)$$

Below we would like to derive the parameters of the hadronic model at which the main part of radio and gamma-ray emission from the FB, can be produced, indeed, by proton interaction with the gas in the Galactic Halo (hadronic model).

2. Spectra of gamma-rays and secondary electrons in the hadronic model

In the hadronic model, when protons are trapped in the FBs and lose energy in pp collisions, their spectrum, $N_p(E)$, can be described in the framework of the "leaky box model" (Berezinskii et al. 1990, see for details)

$$n_H \sigma_{pp} c N_p(E) = Q(E) \quad (4)$$

where the constant $Q(E)$ is the power of proton sources in the GC.

The intensity of pp gamma-ray emission can be calculated from

$$I_{pp}(E_\gamma) = \frac{n_H c L}{4\pi} \int \frac{d\sigma_{pp}(E, E_\gamma)}{dE_\gamma} N_p(E) dE, \quad (5)$$

where $d\sigma_{pp}/dE_\gamma$ is the differential cross-section of production of gamma-rays (see e.g. Kamae et al. 2006; Shibata et al. 2013), and L is the thickness of radiating region. Below we calculate intensities of gamma-ray and microwave emission at relatively high latitudes where the densities of the gas, photons, magnetic field strength and CR protons are supposed to vary relatively slowly along the path of view. Therefore, we neglect their spatial variations in the halo and use average values of these components there.

If the FB gamma-ray flux is generated by pp collisions of relativistic protons with protons of background plasma, then as follows from Eq. (1) the spectrum of protons needed to reproduce the flux of gamma-rays from the FBs is (see Crocker & Aharonian 2011)

$$N_p(E) = K_p E^{-2} \theta(E_{max}^p - E), \quad (6)$$

where K_p is a constant and E_{max}^p is the maximum energy of emitting protons whose value can be estimated from the cut-off position, $E_\gamma^{cut-off}$, in the FB gamma-ray spectrum. According to the recent data analysis of Ackermann et al. (2014) the cut-off position is $E_\gamma^{cut-off} \leq 200$ GeV that gives the estimate for $E_{max}^p \simeq 3$ TeV (see Atoyan 1992).

The production spectrum of secondary electrons is described by the equation

$$Q(E_e) = n_H c \int \frac{d\sigma(E, E_e)}{dE_e} N_p(E) dE, \quad (7)$$

where $d\sigma/dE_e$ is the differential cross-section of secondary electron production by pp collisions (see e.g. Kamae et al. 2006; Shibata et al. 2013).

In the framework of the "leaky box model" the spectrum of secondary electrons in the FBs is

$$N_{se}(E_e) = \frac{1}{|dE/dt|} \int_{E_e}^{\infty} Q(E'_e) dE'_e \quad (8)$$

where dE/dt is the rate of electron energy losses. Relativistic electrons in the halo lose their energy by synchrotron and inverse-Compton (see Blumenthal & Gould 1970), and for electrons with sufficiently low energies the losses can be approximated as

$$\frac{dE}{dt} = -c\sigma_T \left(w_{ph} + \frac{H^2}{8\pi} \right) \left(\frac{E}{mc^2} \right)^2 = -\beta(H) E^2, \quad (9)$$

where σ_T is the Thomson cross-section, w_{ph} is the total density of background photons in the central part of the Galactic halo which is taken about 2 eV cm^{-3} (see e.g. Ackermann et al. 2011), H is the magnetic field strength whose value will be derived below.

The energy of secondary electron, E_e , is proportional to the energy of primary proton, E_p as $E_e \simeq 0.039 E_p$. Then the production rate of secondary electron for energies of protons above the reaction threshold can be presented as (Atoyan 1992, see for details)

$$Q(E_e) \simeq \frac{n_H c \sigma_{pp}}{0.039} N_p(E_e/0.039). \quad (10)$$

From Eq. (6) we obtain

$$N_{se}(E_e) \simeq E_e^{-3} \frac{K_p n_H c \sigma_{pp}}{0.039 \beta(H)} = K_{se} E_e^{-3} \quad (11)$$

These electrons contribute also into the total flux of gamma-rays from the FBs by inverse-Compton scattering. The gamma-ray intensity in the direction of the Galactic

coordinates (ℓ, b) contributed by the FB is

$$I_\gamma(E_\gamma, \ell, b) = \frac{c}{4\pi} \int_{L(\ell, b)} dL \int_{\epsilon} n(\epsilon, r) d\epsilon \int_p p^2 f(r, p, t) \left(\frac{d^2 \sigma}{d\epsilon dp} \right)_{KN} dp. \quad (12)$$

where $L(\ell, b)$ is the line of sight in the direction (ℓ, b) , σ_{KN} is the Klein-Nishina cross-section (see Blumenthal & Gould 1970), ϵ is the energy of background photons and $n(\epsilon)$ is their density.

Below we define parameters of which the hadronic model can be reanalyzed.

3. Origin of the Radio and Gamma-Ray Emission from the FB in the Hadronic Model with an Arbitrary Flux of Primary Electrons

Because the characteristic time of electron energy losses is much shorter than the lifetime of CR in the bubble (10^{10} yr), from Eqs. (6) - (9) it follows that the spectrum of secondary electrons in the FBs is

$$N_{se} \propto E_e^{-3} \quad (13)$$

that is softer than required by the radio data, see Eq. (3). Pure hadronic model is unable to reproduce the FB radio spectrum if the lifetime of secondary electrons is determined by the synchrotron and inverse Compton energy losses. Therefore, an additional component of "primary" electrons with a hard spectrum is necessary in order to reproduce the observed radio emission from the FBs.

Because the spectral index of microwave spectrum is around 0.5 (see Eq.(2)), the spectrum of primary electrons cannot be steeper than E_e^{-2} . Therefore we take it in the arbitrary form

$$N_{pe}(E_e) = K_{pe} E_e^{-2} \theta(E_{max} - E_e). \quad (14)$$

where $\theta(x)$ is the Heaviside function.

The intensity of synchrotron emission in the direction ℓ is described by the equation (Ginzburg 1979, see for details)

$$I(\nu) = \frac{\sqrt{3}e^3HL}{mc^2} \int_0^{E_{max}} N(E_e) dE_e \frac{\nu}{\nu_c} \int_{\nu/\nu_c}^{\infty} K_{5/3}(x) dx \quad (15)$$

where $N(E_e)$ is the density of electrons with the energy E_e , $K_\alpha(x)$ is the McDonald function and $\nu_c = 3eH\gamma^2/4mc$, γ is the Lorenz-factor of an electron.

Below for estimates we use approximations for synchrotron emission of primary and secondary electrons in the form (Ginzburg 1979, see for details)

$$\begin{aligned} I_p(\nu) &= K_{pe} 0.103 \frac{e^3}{mc^2} \left(\frac{3e}{4\pi m^3 c^5} \right)^{0.5} H^{3/2} L \nu^{-0.5} = K_{pe} I_p^0(\nu), \\ I_s(\nu) &= K_{se} 0.074 \frac{e^3}{mc^2} \left(\frac{3e}{4\pi m^3 c^5} \right) H^2 L \nu^{-1} = K_{se} I_s^0(\nu). \end{aligned} \quad (16)$$

For estimates we take the microwave spectrum from Ade et al. (2013) which gives the intensity I

$$4.3 \cdot 10^{-19} \leq I_{23} \leq 4.6 \cdot 10^{-19} \text{ erg cm}^{-2} \text{s}^{-1} \text{sr}^{-1} \text{ at } 23 \text{ GHz}, \quad (17)$$

$$2.4 \cdot 10^{-19} \leq I_{61} \leq 2.7 \cdot 10^{-19} \text{ erg cm}^{-2} \text{s}^{-1} \text{sr}^{-1} \text{ at } 61 \text{ GHz}. \quad (18)$$

Then we have

$$I_{23} = K_{se} I_s^0(23 \text{ GHz}) + K_{pe} I_p^0(23 \text{ GHz}), \quad (19)$$

$$I_{61} = K_{se} I_s^0(61 \text{ GHz}) + K_{pe} I_p^0(61 \text{ GHz}), \quad (20)$$

which give

$$K_{se}(H) = \frac{I_{23} I_p^0(61) - I_{61} I_p^0(23)}{I_s^0(23) I_p^0(61) - I_s^0(61) I_p^0(23)} \quad (21)$$

$$K_{pe}(H) = \frac{I_{23} I_s^0(61) - I_{61} I_s^0(23)}{I_p^0(23) I_s^0(61) - I_p^0(61) I_s^0(23)} \quad (22)$$

The magnetic field strength H can be estimated from the measured intensity of gamma rays from the FBs (see Su et al. 2010) which is $E_\gamma^2 I_\gamma(E_\gamma) \simeq 4.2 \times 10^{-7} \text{ GeV cm}^{-2} \text{s}^{-1} \text{sr}^{-1}$. From the approximations formulas for proton gamma-ray production by pp collisions (see Atoyan 1992) and by inverse Compton scattering of primary electrons on background photons (see Ginzburg 1979) the equation for the total gamma-ray emission is (here we neglected the contribution from secondary electrons)

$$E_\gamma^2 I_\gamma(E_\gamma) \simeq \frac{cL}{4\pi} \left(K_p(H) 0.075 n_H \sigma_{pp} + K_{pe}(H) \sigma_T n_{ph} \frac{(4/3 \varepsilon_{ph} E_\gamma)^{0.5}}{mc^2} \right) \quad (23)$$

As an example we take the intensity of gamma-ray emission at $E_\gamma = 1 \text{ GeV}$ which is produced by the inverse Compton scattering on the relic photons ($\varepsilon_{ph} \simeq 6.6 \times 10^{-4} \text{ eV}$, $n_{ph} \simeq 400 \text{ cm}^{-3}$). For the most favourable parameters for the proton contribution (the steepest spectrum of gamma-ray within error bars) we obtain from Eq.(23) that the required magnetic field in the FBs in this case is $H \sim 1.2 \times 10^{-5}$. The upper limit of contribution of protons into the total flux is about 36% while the rest 64% are produced by inverse Compton scattering of primary electrons on the relic photons. These estimates were derived from Eq. (23) in which we used analytical approximations of gamma-ray production by electrons and protons with power-law spectra. Besides, the cross-sections of these processes were taken there as constants. More accurate results for arbitrary spectra of emitting particles can be obtained from numerical calculations with the cross-sections from Blumenthal & Gould (1970) and Kamae et al. (2006) which in this case are functions of particle energy. Below we define the fraction of the FB gamma-rays produced by protons as χ_{pp} . From the inequalities (17) and (18) we calculate numerically the maximum value of $\bar{\chi}_{pp}$ for given the magnetic field strength H and the cutoff energy of primary electrons E_{max} although other values of $\chi_{pp} < \bar{\chi}_{pp}$ are possible within the limits of the inequalities. The result of numerical calculation of a contribution from primary protons is shown in Fig. 1. The solid lines show the maximum fraction of the FB gamma-rays produced by

protons, $\bar{\chi}_{pp}$, as a function of the magnetic field strength H and the cutoff energy of primary electrons E_{max} .

We showed also in this figure variations of $\Delta\alpha = \alpha - \bar{\alpha}$ where α is the model spectral index of microwave emission derived for different H and E_{max} and $\bar{\alpha} = 0.56$ is obtained by Ade et al. (2013) from the Planck data. The range of model index α in the frequency interval from 23 to 61 GHz is restricted between 0.48 and 0.67 as follows from inequalities (17)-(18). From the figure we see that the higher is the value of α , the larger is χ_{pp} (see Fig. 1).

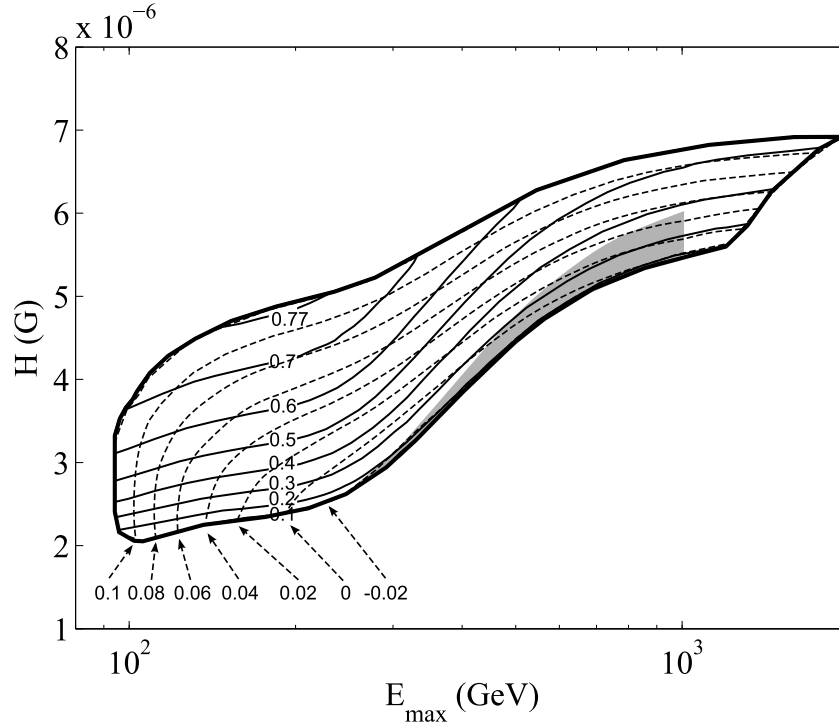


Fig. 1.— Contours of $\chi_{pp} = const$ (solid lines) and contours of deviations of the model spectral index α from $\bar{\alpha} = 0.56$, $\Delta\alpha = \alpha - \bar{\alpha} = const$ (dashed lines). The spectral index $\bar{\alpha} = 0.56$ is derived by Ade et al. (2013) from the Planck data. The shaded area shows the region of parameters for the pure leptonic model.

The maximum of protons contribution (for $\alpha = 0.67$) is about 78% if the magnetic field strength is $H \simeq 5 \times 10^{-6} \text{G}$ that is about two times larger than follows from Eq. (23). The reasons for this discrepancy are simplifications of analytical equations describing gamma-ray production as we mentioned above.

The thick solid line shows the area of permitted parameters when the hadronic model reproduces the FB microwave and gamma-ray fluxes. For each value of E_{max} the range of permitted values of H is restricted. Outside this area the model is unable to satisfy Eqs. (17)-(18) simultaneously. The shaded area shows the range of parameters when the origin of these fluxes is pure leptonic when the microwave spectrum is close to $\nu^{-0.5}$. The pure leptonic model corresponds to the condition $\chi_{pp} = 0$. Within limits of the inequalities (17) and (18) the condition $\chi_{pp} = 0$ is satisfied for different H and E_{max} whose values are shown by the shaded area.

We notice that in our analysis we accepted higher deviations from $\bar{\alpha}$ than derived by Ade et al. (2013), $\bar{\alpha} = 0.56 \pm 0.05$, that increases a permitted value of χ_{pp} .

The magnetic field strength in the FBs is quite uncertain. Thoudam (2013) estimated its value from the GALPROP program that gave $1.3 \mu\text{G}$ at the altitude 5 kpc above the Galactic plane. The estimations of magnetic field inside the Bubbles by Jones et al. (2012) and Carretti et al. (2013) ranges from 6 to $15 \mu\text{G}$.

The spectra of radio and gamma-ray emission for $H \sim 5 \mu\text{G}$ are shown in Fig. 2. We see that even in the most favourable case for the hadronic model (when the magnetic field strength is about $5 \mu\text{G}$) the contribution from protons (pp collisions + IC from secondary electrons/positrons) is about 80%, and the remaining 20% is produced by primary electrons. The gamma-ray flux from pp collisions is $3.2 \times 10^{-9} \text{ erg s}^{-1} \text{cm}^{-2} \text{sr}^{-1}$, from secondary electrons is $2.5 \times 10^{-10} \text{ erg s}^{-1} \text{cm}^{-2} \text{sr}^{-1}$, and the necessary flux from primary electrons is $1.1 \times 10^{-9} \text{ erg s}^{-1} \text{cm}^{-2} \text{sr}^{-1}$. Thus, we conclude that the pure hadronic origin of the

nonthermal emission (gamma and radio) from the FBs is problematic.

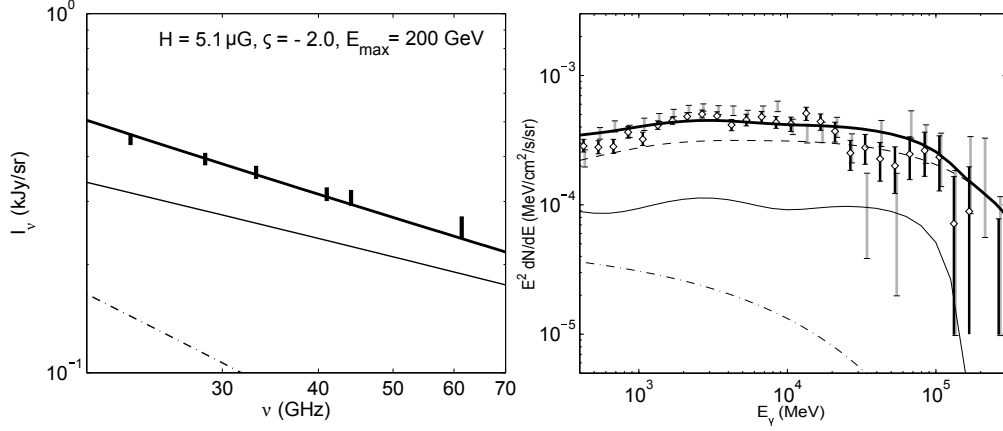


Fig. 2.— Spectra of radio (left panel) and gamma-ray (right panel) emissions from FB for $H = 5 \mu\text{G}$. Thin solid line - contribution from primary electrons, dashed-dotted line - contribution from secondary electrons and dashed line (right panel) contribution of pp into the gamma-ray flux. The resulting spectra are shown in both panels by the heavy solid lines. The datapoints in the left panel were taken from Ade et al. (2013) and in the right panel from Hooper & Slatyer (2013) for the latitude range $20^\circ - 30^\circ$ (gray lines) and for the range $30^\circ - 40^\circ$ (black lines with diamonds).

4. Effect of Adiabatic Energy Losses

As we see from the previous section the pure hadronic model is unable to reproduce both radio and gamma-ray emission from the FBs if secondary electrons lose their energy by synchrotron and inverse Compton. The radio spectrum of secondary electron is too soft, and an additional arbitrary component of electrons with a relatively hard spectrum.

However, as we showed in Cheng et al. (2011) the situation is different if adiabatic losses are significant in the FBs. For a divergent outflow from the GC region with the

velocity \mathbf{u} the rate of adiabatic energy losses is $dE/dt = -E\nabla \cdot \mathbf{u}/3$.

There are arguments, indeed, in favour of plasma outflow from the Galactic central region (see Crocker & Aharonian 2011; Carretti et al. 2013). Numerical and analytical calculations of Breitschwerdt et al. (1991, 2002) showed that the outflow velocity in the halo increased linearly with the altitude z above the Galactic Plane. Thus, we can approximate the velocity distribution in the form $u(z) = 3\lambda z$, and the rate of adiabatic and synchro-Compton losses has the form $dE/dt = -(\lambda E + \beta E^2)$. From Eq. (8) we obtain that

$$N_{se} = \frac{Q}{\lambda(\zeta + 1)} \frac{E^{-\zeta}}{(1 + \beta E/\lambda)}. \quad (24)$$

where the source function was taken in the form of equation (4). We see that for energies $E < \lambda/\beta$ the spectrum of secondary electrons is flat that is necessary for the observed radio emission from the FBs and an additional component of primary electrons is unnecessary in this case.

If the velocity gradient is relatively small, then a component of primary electrons is still required in order to reproduce the radio data. However, our numerical calculations show that the fraction of radio emission from secondary electrons increases with the increase of the outflow gradient velocity λ as shown in Fig. 3 (left panel). The value of χ_R in this figure shows the fraction of the radio flux from the FBs produced by the secondary electrons. The other part $(1 - \chi_R)$ of the flux is generated by primary electrons.

The fraction of the total gamma-ray flux produced by pp collisions in the model with the outflow is shown in Fig. 3 (right panel). As we see the hadronic model with adiabatic losses describes quite well the gamma and radio emission from the FB for very large λ , and in the limit $\lambda \gg 10^{-10} \text{ s}^{-1}$ no additional component of primary electrons is needed.

However, the density of CRs drops down for high velocity gradients λ (see Eq. (24)). Therefore, for high λ a stronger magnetic field is necessary in order to produce the observed

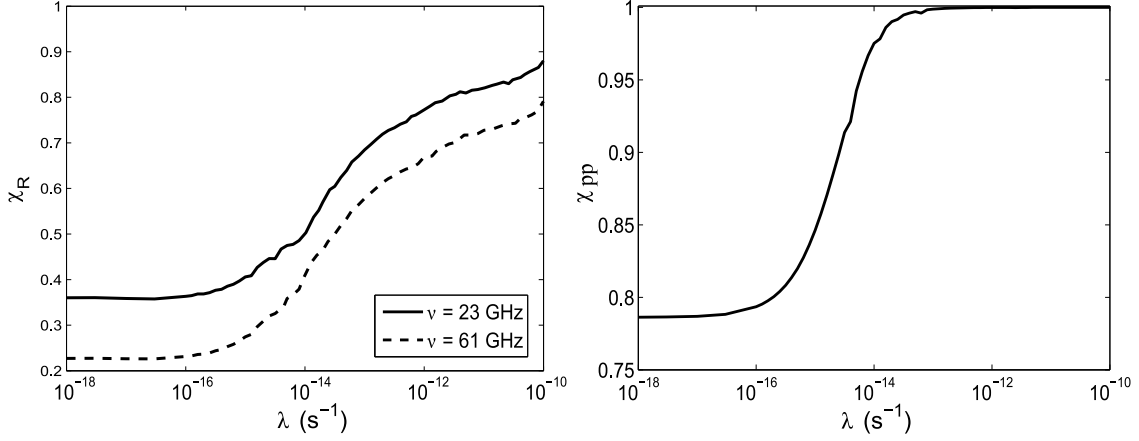


Fig. 3.— *Left panel.* The fraction of radio flux from the FBs at frequencies 23 and 61 GHz which is produced by the secondary electrons as a function of the velocity gradient λ . The total radio flux from the FBs was taken from Ade et al. (2013). *Right panel.* The fraction of gamma-ray flux from the FBs produced by pp collisions as a function of the velocity gradient λ .

radio flux from the FBs and a higher power of CRs sources for the pp gamma-ray flux from there. This effect is illustrated in Fig. 4 (left and right panels).

From these figures we see that the hadronic model with an outflow requires unrealistically high magnetic field strength and the CR power in the FBs in order to reproduce the observed gamma and radio fluxes from there. In our opinion this is a serious problem of the model.

5. Conclusion

The conclusions can be itemized as follows:

- The pure hadronic model is unable to reproduce the gamma-ray and radio fluxes from the FBs because the secondary electrons have too soft spectrum, if they lose energy

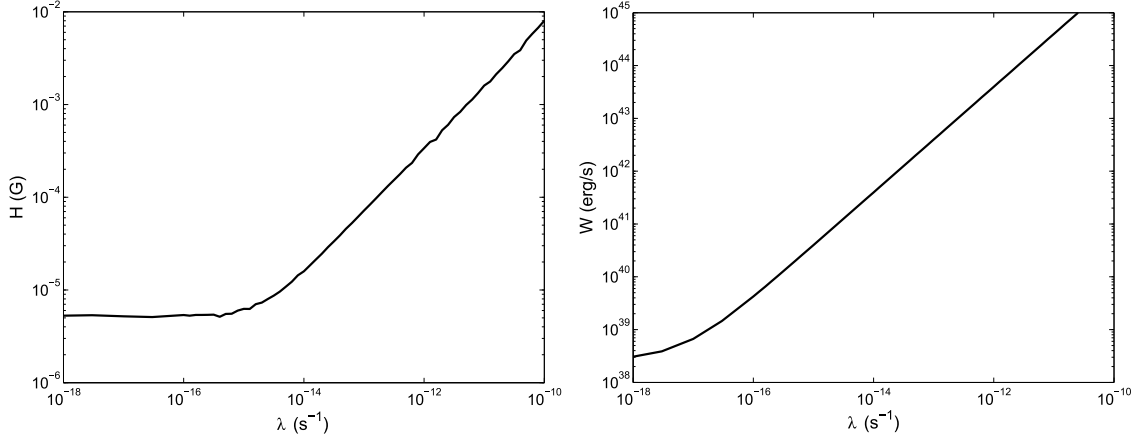


Fig. 4.— *Left panel.* The strength of magnetic field required for the observed radio flux from the FBs as a function of the velocity gradient λ . *Right panel.* The power of CR sources required for production of the gamma-ray flux from the FBs by pp collisions as a function of the velocity gradient λ .

by synchrotron radiation and inverse Compton scattering. In order to obtain the observed radio emission in this model an additional component of primary electrons with a hard spectrum is necessary, or very effective adiabatic losses are required.

- The additional component of primary electrons contributes into the total gamma-ray flux from the FBs by inverse Compton. The relation between components produced by protons and primary electrons depend on the magnetic field strength in the FB and the spectral index of primary electrons.
- For the spectrum of primary electrons as $\propto E^{-2}$, the pp collisions collisions can only provide about 80% of the FB gamma-ray flux in the most favorite conditions when $H \simeq 5 \mu\text{G}$.
- If the magnetic field strength is larger than $7 \mu\text{G}$ then neither the hadronic nor the leptonic models are able to reproduce gamma-ray and radio emission from the FBs if the spectrum of primary electrons is $\propto E^{-2}$. For a harder spectrum, e.g. as E^{-1} a

mixture of the hadronic and leptonic model is able to reproduce the observed gamma and radio emission from the FBs even for $H > 10 \mu\text{G}$.

- With decrease of the magnetic field strength the contribution from primary electrons into the total FB gamma-ray flux increases, and at $H \simeq 2.5 \mu\text{G}$ the origin of gamma-rays from the FB is pure leptonic.
- In principle, the pure hadronic model is able to reproduce the spectra of radio and gamma-ray emission from the FBs in the conditions of a strong plasma outflow from the GC when the rate of adiabatic loss exceeds losses of synchrotron radiation and inverse Compton scattering. The spectrum of secondary electrons in this case is relatively hard, $\propto E^{-2}$ that is necessary for the observed radio emission from the FBs.
- However, in this case the required values of the magnetic field strength in the FBs and the power of CR sources are much higher than followed from observations. We conclude that all versions of the hadronic model of the FBs, which we analysed, are in our opinion problematic. In any case it is not easy to reproduce characteristics of radio and gamma-ray emission in the framework of this model.

Acknowledgements

KSC is supported by the GRF Grants of the Government of the Hong Kong SAR under HKU 701013. DOC is supported in parts by the LPI Educational-Scientific Complex and Dynasty Foundation. DOC and VAD acknowledge support from the RFFI grants 12-02-00005, 15-52-52004, 15-02-02358, 15-02-08143. CMK is supported, in part, by the Taiwan Ministry of Science and Technology grant MOST 102-2112-M-008-019-MY3. KSC, DOC, and VAD acknowledge support from the International Space Science Institute to the International Team "New Approach to Active Processes in Central Regions of Galaxies".

REFERENCES

- Ackermann, M., Ajello, M., Allafort, A. et al. 2011, Sci, 334, 1103
- Ackermann, M., Ajello, M., Atwood, W. B. et al. 2012, ApJ, 750, 3
- Ackermann, M., Albert, A., Atwood W. B. et al. 2014, ApJ, 793, 64
- Ade, P. A. R., Aghanim, N., Arnaud, M. et al.(Planck Collaboration) 2013, A&A, 554, 139
- Atoyan, A.M. 1992, A&A, 257, 476
- Berezinskii, V. S., Bulanov, S. V., Dogiel, V. A., Ginzburg, V. L., & Ptuskin, V. S. 1990,
Astrophysics of Cosmic Rays, ed. V.L.Ginzburg, (Norht-Holland, Amsterdam)
- Blumenthal, G. R., & Gould, R. J. 1970, Rev. Mod. Phys., 42, 237
- Breitschwerdt, D., McKenzie, J. F., & Völk, H. J. 1991, A&A, 245, 79
- Breitschwerdt, D., Dogiel, V. A., & Völk, H. J. 2002, A&A, 385, 216
- Carretti, E., Crocker, R. M., Staveley-Smith, L. et al. 2013, Nature, 493, 66
- Cheng, K.-S., Chernyshov, D. O. & Dogiel, V. A. 2006, ApJ, 645, 1138
- Cheng, K.-S., Chernyshov, D. O. & Dogiel, V. A. 2007, A&A, 473, 351
- Cheng, K.-S., Chernyshov, D. O., Dogiel, V. A., Ko, C.-M., & Ip, W.-H. 2011, ApJ, 731,
L17
- Cheng, K.-S., Chernyshov, D. O., Dogiel, V. A., et al. 2012, ApJ, 746, 116
- Cheng, K.-S., Chernyshov, D. O., Dogiel, V. A., & Ko, C.-M. 2014, ApJ, 790, 23
- Crocker, R.M. & Aharonian, F. 2011, PRL, 106, 101102

- Crocker, R. M., Jones, D. I., Aharonian, F. et al. 2011, MNRAS, 413, 763
- Crocker, R. M., Bicknell, G. V., Carretti, E., Hill, A., S., & Sutherland, R. S. 2013, ApJ, 791, L20
- Dobler, G., & Finkbeiner, D. P. 2008, ApJ, 680, 1222
- Dobler, G., Finkbeiner, D. P., Cholis, I., et al. 2010, ApJ, 717, 825
- Finkbeiner, D. P. 2004, ApJ, 614, 186
- Fujita, Y., Ohira, Y., & Yamazaki, R. 2013, ApJ, 775, L20
- Ginzburg, V. L. *Theoretical physics and astrophysics*, Oxford, Pergamon Press, (International Series in Natural Philosophy. Volume 99), 1979
- Hooper, D., & Slatyer, T.R. 2013, Physics of the Dark Universe, 2, 118
- Jones, D. I., Crocker, R. M., Reich, W., Ott, J., & Aharonian, F. A. 2012, ApJ, 747, L12
- Kamae, T., Karlsson, N., Mizuno, T. et al. 2006, ApJ, 647, 692
- Mertsch P. & Sarkar, S. 2011, PhRvL, 107, 1101
- Shibata, T., Ohira, Y., Kohri, K. & Yamazaki, R. 2014, APh, 55, 8
- Snowden, S. L., Egger, R., Freyberg, M. J. et al. 1997, ApJ, 485, 125
- Su, M., Slatyer, T. R., & Finkbeiner, D. P. 2010, ApJ, 724, 1044
- Thoudam, S. 2013, ApJ, 778, L20
- Yang, H.-Y. K., Ruszkowski, M., Ricker, P. M., Zweibel, E. & Lee, D. 2012, ApJ, 761, 185
- Yang R.-Z., Aharonian, F., & Crocker, R. 2014, A&A, 567, A19