

Spacetimes with Semantics (I)

Notes on Theory and Formalism

Mark Burgess

November 21, 2014

Abstract

Relationships between objects constitute our notion of space. When these relationships change we interpret this as the passage of time. Observer interpretations are essential to the way we understand these relationships. Hence observer semantics are an integral part of what we mean by spacetime.

Semantics make up the essential difference in how one describes and uses the concept of space in physics, chemistry, biology and technology. In these notes, I have tried to assemble what seems to be a set of natural, and pragmatic, considerations about discrete, finite spacetimes, to unify descriptions of these areas.

It reviews familiar notions of spacetime, and brings them together into a less familiar framework of promise theory (autonomous agents), in order to illuminate the goal of encoding the semantics of observers into a description of spacetime itself. Autonomous agents provide an exacting atomic and local model for finite spacetime, which quickly reveals the issues of incomplete information and non-locality. From this we should be able to reconstruct all other notions of spacetime.

The aim of this exercise is to apply related tools and ideas to an initial unification of real and artificial spaces, e.g. databases and information webs with natural spacetime. By reconstructing these spaces from autonomous agents, we may better understand naming and coordinatization of semantic spaces, from crowds and swarms to datacentres and libraries, as well as the fundamental arena of natural science.

Contents

1	Introduction	3
2	Models of spacetime	4
2.1	Elements with names	5
2.2	Models of space	6
2.3	Models of time	7
2.4	Scaling of descriptions - renormalization	8
2.5	Models of adjacency, communication and linkage	9
3	Mathematical structures of spacetime	10
3.1	Sets and Topology	10
3.1.1	Vectors between elements and direction	11
3.1.2	Coordinates, bases, matroids and independent dimensions	12
3.2	Categories and algebras	13
3.2.1	Operators and total functions	14
3.2.2	Diagrams as categories	14
3.3	Vector spaces	15

3.3.1	Group lattice	15
3.3.2	Naming of points on a vector space: coordinate systems and bases	16
3.3.3	Rank, linear independence and dimensionality	16
3.3.4	Tensors, order and rank	17
3.3.5	Distance and the inner product	17
3.3.6	Matrices and transformations	17
3.3.7	Derivatives and vectors	18
3.3.8	Boundaries, subspaces and immersion of structures	18
3.4	Manifolds and Minkowski spacetime	19
3.5	Graphs or networks	20
3.5.1	Adjacency and matrix representation	20
3.5.2	Strongly connected components	21
3.5.3	Functions $f(x)$ on a graph	22
3.5.4	Distance on a graph (hops)	22
3.5.5	Linear independence, matroids and spanning trees	23
3.5.6	Scale transformations a graph	24
3.5.7	Derivatives and vectors	24
3.5.8	Lattices from irregular graphs	24
3.6	Symbolic grammars as spatial models	25
3.6.1	Dimensionality and topology in languages	25
3.6.2	Automata as classifiers of grammatical structure	25
3.6.3	Naming of elements in a grammar	26
3.7	Bigraphs: nested structures	26
3.7.1	Bare graphs, forests and links	27
3.7.2	Boundaries and interfaces on a bigraph	28
3.7.3	Signatures and sorts for semantic typing of spatial structures	29
3.7.4	Composition of bigraph operators	30
3.7.5	Time and motion in bigraphs	31
3.7.6	Derivatives and vectors	32
3.8	Processes algebras, time and motion	32
4	Spacetime semantics	32
5	Promise theory - autonomous local observer semantics	34
5.1	Basics	34
5.2	Agent names, identifiers and namespaces	36
5.3	Reconstructing adjacency, local and non-local space	37
5.4	Continuity, direction, and bases	38
5.5	Symmetry, short and long range order	39
5.6	Material (scalar) properties as singularities and cliques	40
5.7	Spacetime (vector) promises and quasi-transitivity	42
5.8	Fields and potentials	43
5.9	Boundaries and holes	44
5.10	Containment within regions and boundaries	45
5.11	Local, global, and proper time (What counts as a clock?)	46
5.11.1	Concurrency, simultaneity, and timelines	46
5.11.2	Shared (non-local) timeline example	47
5.12	Motion, speed and acceleration in agent space	50
5.12.1	Foreword: is there a difference between space and matter that fills it?	50

5.12.2	Motion of the first kind (gaseous)	50
5.12.3	Motion of the second kind (solid state conduction)	52
5.12.4	Motion of the third kind (solid state conduction)	53
5.12.5	Measuring speed, velocity and transport properties	54
5.13	Growth and death of agent based spacetime	56
6	Semantic (Knowledge) spaces	57
6.1	Modelling concepts and their relationships	57
6.2	Coordinate systems for knowledge spaces	58
6.3	Semantic distance	59
6.4	The autonomous agent view of a knowledge map	61
6.5	Semantic agencies: things	62
6.6	Promising knowledge as a typed, attributed, or material space	63
6.7	Indices, meta-data, and code-books for semantic spaces	64
6.8	World lines, processes, stories, events, and reasoning	65
6.9	The semantics and dynamics of identity and context	67
6.10	Low-entropy functional spaces, and componentization	68
6.11	High-entropy load-sharing spaces and de-coordinatization	70
6.12	Coordinatizing multi-phase space (a ubiquitous Internet of Things)	74
6.13	Proper time, branching, and many worlds	75
7	Closing remarks	76
A	Graph bases and coordinatized dimensions	79
A.1	Example 1	79
A.2	Example2	81
A.3	Example 3	81
A.4	Artificiality of dimensions	82

1 Introduction

Descriptions of how things are arranged, and how they change, give us our notions of space and time. Between any two identifiable objects, we may identify various kinds of relationship. Of these many relationships, spatial and temporal relationships have a special meaning to us. We identify the idea of *location* with the elements of a space and *direction* with the relationships between them.

Traditionally, theories of the world treat spacetime as a smooth background latticework on which the things within it (matter and energy) move. In other words, spacetime is treated as something separate from matter and energy, a kind of measuring apparatus into which we embed processes, replete with coordinate labels. However, in the physics and chemistry of materials, the notion of place within a material is not distinguished from the materials themselves, as it would be a burden to do so. Moreover, our representation of space in other cases comes from measuring it along side a set of states we arrange for the purpose. Thus the perception of distance requires an elapsed time, so they two cannot be separated. Indeed, measurement implies the ability of an observer to compare different notions of distance by signalling over an elapsed time, so what we are missing is a more general observer view of spacetime.

One problem with current models of space and time is that they are inconsistent with respect to locality. Space and time are laid out with global properties and structure *a priori*, only then does one make corrections the account for locality instead of the other way around. This is because observers are already considered to be looking at the macroscopic scale in a smooth continuum approximation. When spacetime is considered as arising from fundamental local interactions at the smallest scales, the picture

becomes different, and familiar notions have to emerge by defining a continuum limit. Indeed, at this level, there seems to be a fundamental non-locality to information that is unavoidable.

Einstein was the first to illustrate how observer locality has unexpected consequences, once one took seriously the relationship between space and time. In mainstream information systems there are even more pronounced effects from variations in the ‘speed’ at which communication can connect different bodies. This viewpoint has held dominion for three centuries, but there is something missing, especially from a practical perspective. It is this viewpoint that leads to problems even in physics (cf. Zeno’s paradox, the infinities of quantum field theory, for example). Moreover, it is not a useful parameterization of dynamical systems for the information sciences.

Setting aside whether it might have fundamental significance, or merely traditionalist convenience, we need an intentional theory of spacetime that includes functional aspects of the world we live in, i.e. a way to bring the observer and semantics into the picture. The fact that this is missing from conventional descriptions means that we cannot understand all aspects of relativity that stem from situational differences of observers.

Until recently, science has eschewed the notion that agency (that quality which adds subjectivity and intent) should be a part of a description of the world. This has led to manifest contradictions and paradoxes in relativity and quantum mechanics. Starting with Einstein, we have been forced to take seriously the role of the observer and allow for differences between their perceptions.

The idea of connectivity is not unique to the physical sciences, but plays a major role in information systems too. There, spatial relationships and topologies are often functional and imply semantics. Semantics and intentions are subjective and require agency, so objectifying the notion of spacetime will never offer a satisfactory description for information science. If one starts with an agent view of the world, the idea of an absolute spacetime seems untenable or at best artificial. Thus we need a version of relativity that takes into account how autonomous agents learn information about the world. This has some simple but profound implications for the resulting view of space and time, which can no longer be seen as independent concepts.

Promise Theory already exists to address questions like these; but, one of the pressing questions we face (which happens to be of great practical importance in information systems) is how do we scale from small clusters of promises to large fabrics, spaces, or even manifolds.

A description of even an objective spacetime is potentially a highly technical topic that has filled lifetimes with mathematics, so we must have modest ambitions here. I shall try to sketch only an outline of how such a picture of spatial relationships works in this paper. No reference will be made to string or brane theories of spacetime, which suffer from the same defects as Euclidean space. Details can be studied in more depth elsewhere and by others.

2 Models of spacetime

Let us begin with the idea that space and time are observed quantities. We take the existence of ‘elements’ (points, regions, agents) of location as given, though we shall not always elaborate on their nature. Changes in the state of these elements can include changes in their relative relationships. Relative position is one such relationship. As states change, we mark out different versions of these relationships, which is how we measure the progression of time.

Definition 1 (Spatial element) *An element of a spacetime is a member in a set, which expresses the property of location. It can be named, and satisfies all the properties of set theory.*

Assumption 1 (Adjacency represents space) *Space is the expression of a connectivity of its base constituent elements.*

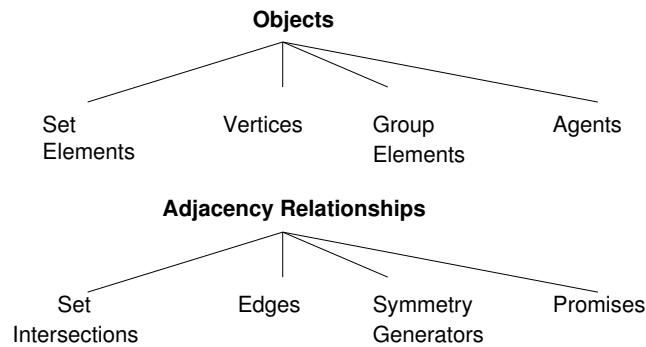


Figure 1: Spatial relationships between elements

We often speak of points for elements, but I'll reserve that for manifolds or Euclidean space and infinitesimal dots that form a continuum. There is no need for that to be the nature of space (see for instance a larger point element in fig. 8).

Assumption 2 (Clocks measure time) *Time measures and is measured by change. Any changing system may be regarded as a clock that marks the passage of time. Without distinguishable change there is no time.*

Physicists are used to studying large systems over long times compared to Caesium transitions, so one many take for granted the ability to have a seemingly independent clock. This cannot be taken for granted in a finite system of states. From the assumption of clocks, we can immediately say:

Lemma 1 *If the variety of states available in a system is finite, then only a finite number of times can be measured. Hence time is finite in a finite space.*

If we ignore what we think we know about spacetime from experience, these basic assumptions already contain must insight. Space is about structural patterns. How much structure do we need to be able to represent patterns? What is the medium of such a pattern in empty space? If space is discrete and finite, then it possesses a finite lifetime, which may or may not proceed as an ordered sequence of states. The next step must be to elucidate the meaning of space using well known formalisms.

There are different approaches to describing space. In the Euclidean view, one underlines the notion of expanse. Then there is the container view in which everything is placed within some kind of bounded region and one element can be inside another (nested like Russian dolls). These views are complementary but quite different. They may be related through vector formulae such as Gauss's law or the divergence theorem, etc.

The role of semantics now enters swiftly into the discussion. How we choose to parameterize spatial relationships is an observer choice that requires intent (e.g. do we choose Cartesian or polar coordinates for the naming convention?), thus we need to unify intent with description to understand spatial relationships.

2.1 Elements with names

How we label the elements and collections of elements in a space is an important issue. If elements cannot be identified, then they do not really exist to an observer's universe. This does not necessarily imply that every element must be individually distinguishable: there may be symmetries between elements which are

interchangeable. Collective names (categories) may be used for such redundant parts. These symmetries in turn affect an observer's ability to tell time.

Names may further have *scope*, or a domain of validity. In computer science one speaks of private and public names. In vector spaces, with metric scales, we commonly use Cartesian vector coordinates, based on tuples, to identify elements (points in that instance). Thus a name might also be a vector. In general any property that can pinpoint an element may be called its name, whether an identifying mark, a proper string, or a coordinate vector.

Any element might have more than one name, and there is no particular reason to assume that names will remain constant. We need to understand the consequences of these considerations.

Sets of elements may also collectively have names, representing common properties. The term *scope*, *namespace*, *container*, *class*, and even *group* are used for this. Some of these names have specific technical meanings. Each represents a set of neighbouring elements, or a 'patch' of space in which an element's name has validity. The functional role of an element can easily be used as a name, even if that changes, making a connection with semantics.

There is a long tradition of naming elements in hierarchical namespaces, called taxonomies. The coordinates of a name within a hierarchy are given by paths through the graph from some reference root element, through each branch to the specific element. Tree-like hierarchy is not a necessity, but in general one needs a collection of spanning sets to give every element ownership to a named scope, even if those scopes overlap. The naming of elements into independent classes or regions leads to the concept of dimensionality. This is very familiar to us in the case of a locally Euclidean vector space, but understanding the nature of dimensions is quite hard for topologies such as graphs. As we shall see, especially in connection with graphs, dimension is something an observer can choose to perceive in a discrete spacetime. This issue is about concepts like *orthogonality* of vectors or *independence* of sets, scopes or namespaces, as well as adjacency. In this regard, we shall meet the additional generalized concepts of linear independence, matroids and spanning trees, to mention a few.

- How do we talk about where things are, and how those relationships change?
- A difference of two locations (two names) is considered to be both a vector and a derivative on a topological space. This is how we define *rate of change* or gradient.
- If all of the names for an element are removed, then it effectively disappears from the universe of things as an independent.
- The limits of a space are effectively the size of the list of names that it contains, whether they be coordinates or other labels. Thus we have the notion of boundedness as the dimension of a set $|S|$.

2.2 Models of space

Our notion of extent begins with sets of elements and nearest neighbours within those sets. The concept of a neighbourhood is the basis of topology. We understand extent as *transitivity*. i.e. if $\{A, B, C\}$ are elements of a partially ordered set (poset), where we consider the A is a nearest neighbour of and B is a nearest neighbour of C , then in order to go from A to C , we must go through B . In general, to get from one element to another, we might need to make several *hops* from element to element. This might seem trivial (certainly commonplace), but there is no reason why this has to be the case. One could also imagine directly teleporting to any element from any other with equal cost i.e. distance. This would imply a 'complete graph' structure. Conversely, discreteness of elements invalidates assumptions about distance like Pythagorean relationships (see fig. 2). Thus the assumption of transitivity might turn out to be wrong, but that will be the assumption for the remainder of this paper.

From the mathematics of sets, one may add a succession of refinements with increasing amounts of structure. Some key concepts include:

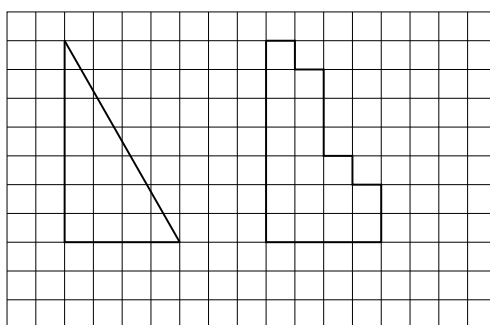


Figure 2: We are used to assuming that a triangle exists as straight lines in smooth Euclidean space, but in a finite, discrete space there are no diagonal paths.

- Groupoid or Magma: a set with a closed operation.
- Semi-group: a magma whose operation is associative (a directed graph).
- Monoid: a semi-group with an identity element (a directed graph).
- Group: a monoid with an inverse (an undirected graph).
- Lattice: a tiling formed by the generators of a discrete group.

Our traditional notions of spacetime usually begin with groups and the regular lattices they generate. From there, we invoke a continuum hypothesis, approximating a large countable set by a non-countable distribution of values to obtain a smooth manifold (see below). Here we shall end up with a more primitive (elementary) view.

2.3 Models of time

Time, for any observer, is measured by clocks. A clock is a mechanism which changes some measurable phenomenon at a rate which has to be assumed locally constant. In principle there is only one clock, which is the state of the entire universe; however, not all agents can observe the entire clock, thus observers partition off their own set of distinguishable states which they use to measure their perception of change.

Measurable phenomena from which we might build clocks include those that require a change of spatial position (e.g. a rotary clock), but could also include spin, charge and other ‘quantum numbers’. Any finite (countable) state machine will do as a clock.

More importantly, every distinguishable spatial motion behaves as a clock, thus one cannot define space and time and speed independently. They are dependent concepts. The best one can do is to fix one of the values and work from there. In Einsteinian relativity, one fixes the speed of light.

We assume that the passage of time is monotonic, but this is merely an assumption and we shall see that consistency requires us to allow time to run forwards and backwards in finite systems.

In a finite system of states, time is inseparably bound to those states, including states of position. In order to make a clock that can measure time, we need to distinguish observable states. A change in the states *is* a change in time, as there are no other measurable qualities. If a state change is repeated, by cycle or reversal, then time also repeats, as measured by this clock.

Proposition 1 *In a finite system, which acts as its own clock, a change of state cannot happen independently of a change of time, since that change of state (the movement of the clock) is what we mean by*

proper time. *The number of possible times is equal to the number of distinct states. The measurable velocities are $0 < dx/dt < \infty$.*

For the latter, if space measures proper time and a unit change of space is therefore a unit change of time, then there is only a single speed at which all motion takes place: $\Delta x = \Delta t = \Delta x/\Delta t = 1$. Any different speed can only come about by choosing to measure $\Delta x, \Delta t$ differently. See section 5.12.

The notion of proper time here is essentially what computer science refers to as a version of an information source. Each ‘spatial hypersurface’ containing a unique microstate is a ‘version’, and a single position in time. If the microstate is reversed to an earlier configuration, then it is indistinguishable from that time, and effectively the system is reverted to that time. This can only seem like a strange idea to an observer who has an independent clock¹.

If we compose spaces with more states, then all of the state configurations contribute to possible times in the system. As the state space grows, time can extend combinatorially as the number of distinguishable configurations. Thus time is linked to the level of entanglement of the different elements forming the space. The connectivity of space must be linked to the extent of possible times. However, necessarily in a space with a countable number of elements, time is also countable and finite. This follows from the closure of the space under whatever operation relates neighbouring elements. Topology is therefore the origin of time.

A note is in order here about the traditions of physics, where the complete state of a system is thought to be canonically defined by two quantities: position and velocity. In a state model, where time is measured by space itself, there cannot be an independent notion of velocity, since there is no independent clock; thus a phase-space description has to be an emergent model from an underlying state model in the view of this work. Velocity is replaced by a knowledge of transitions between states. However, we cannot consider this to be a measure of time, as this will not change what observers see, only the sequence with which they potentially see outcome. There is, surely, additional information in transitions that is not understood in this explanation, but it cannot change the perception of time experienced by observers, who are part of the states themselves.

2.4 Scaling of descriptions - renormalization

There is every reason to expect that the fundamental nature of a spacetime changes at different scales, so eventually we shall need to define what we mean by scale. The different mathematical structures represented in this paper have quite different properties in this respect.

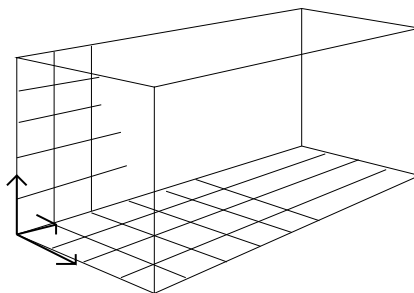


Figure 3: Regular lattice scaling - the dimensionality is constant at all scales due to the group structure.

¹The reason we don't think of this in physics is that we do not measure the proper time of the universe. Space is too big. However, in a closed system, external states are irrelevant except to an outside observer with access to them. Our familiar notion of time must be understood as a continuum hypothesis of a finite state system.

Defining scale is more complicated than it sounds in a general space. In Euclidean spaces that map to R^n , scaling is a trivial group of multiplicative factors because the structure of space is self-similar under different multiplicative maps, even when they are anisotropic or inhomogeneous. Euclidean spaces and lattices have scale invariant behaviour down the minimum cutoff distance (see fig 3). However, graphs which are not regular lattices have no such regular scaling properties. The number of nearest neighbours at one scale and one location might be very different than at a different scale or location.

Spacetimes are expected to be inhomogeneous and non-scale-invariant. Several approaches to space-time already account for this. One thinks of the Regge calculus [1], curved Riemann manifolds [2], fuzzy sets and topologies [3], and also studies of large scale networks (the Internet, the World Wide Web, etc) [4]. The meaning of scaling in a graph has been defined through Strongly Connected Components (SCC) in [4] (see fig. 4).

For a general set topology, we may take a collection of *independent subsets* σ_i (sets where each subset has unique elements) and form a single set by their union:

$$S = \cup_i \sigma_i \tag{1}$$

This coarse-grains (or renormalizes) a high resolution picture (small scale) into a lower resolution element (large scale). This view of scale is sufficient for the present paper. The matter of scaling is highly technical.

Dimensionality is another area one struggles to define uniquely. In a non-isotropic, inhomogeneous space, like a graph, dimensionality can vary from place to place and from scale to scale. In other words the ability to translate position from element to element, depends on the scale at which we define translation and how far we intend to go. This is a very different picture of space than the one we learn in school.

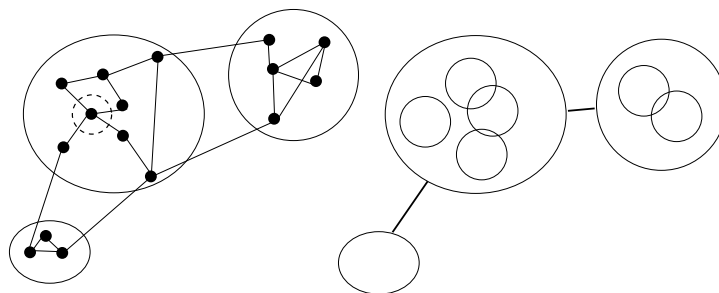


Figure 4: Scaling in a graph. At a large scale the arrangement of points seems 1 dimensional. A local observer at a smaller grain size experiences more degrees of freedom at each point, suggesting a higher dimensionality. The dimension of spacetime is only one aspect that can change under a scale transformation.

2.5 Models of adjacency, communication and linkage

How can we model spacetime without the prejudice of earlier ideas intruding too much? The most primitive concept is that of *locations* that can be occupied by certain information (i.e. properties), and their *adjacencies* or *neighbourhoods*. Within a neighbourhood, elements may be considered adjacent in a number of ways: either by a string-like communication channel (like a graph), or in the manner of intersecting open regions (see fig. 6), as in algebraic topology. In either case, the connectivity implied by adjacency leads to an implicit graph structure. Whether that graph structure is real or merely a map (like a coordinatization) might not be possible to say.

As an idealization, Shannon’s model of source, sink and channel is particularly useful here, as it unifies the idea of set intersection with that of an graph-like adjacency channel [5].

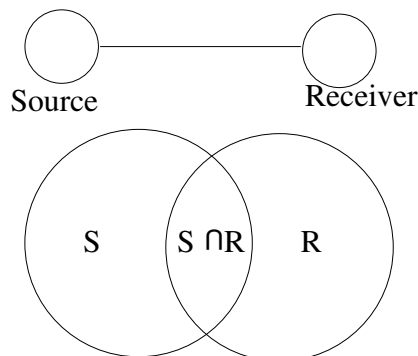


Figure 5: Shannon’s communication channel unifies the overlap of sent and received message domains with a simple graphical view of what adjacency means in terms of information. Adjacency is a channel by which information can be shared.

Any source element may be considered a transmitter or a receiver. If there is a communication channel between them, we may consider them to be adjacent. A communication channel could be thought of as a signalling channel, as is the case in communication networks, or the virtual particle interactions of Feynman diagrams. The nature of a signal from one to another may be assumed discrete and symbolic, as in Shannon’s model of the discrete channel [5].

3 Mathematical structures of spacetime

Let us now review how these concepts emerge in a number of well known mathematical formalisms for space. This helps to compare and contrast the different ideas, preparing the way for an autonomous agent viewpoint which will be a basis for all other notions.

3.1 Sets and Topology

The most basic mathematical notion of a space comes from elementary topology. Topology deals with sets of elements, often called ‘points’. These elements are grouped into sets which may overlap or intersect (see fig. 6), and thus cover space. Sets of points allows us to talk about three important properties of spatial extent: continuity, connectedness and limiting convergence or path ordering. A topology is then a set of points with neighbourhoods that satisfy certain axioms.

At such an elementary level, it is not possible to assign unambiguous meanings to basic elements and concepts (this is one reason why we need a semantic theory of space). The ‘size’ of an element (e.g. a ‘point’) is not defined in this description; we imagine points as semantic primitives, and say that questions of the size or extent of points are meaningless. They may or may not have internal structure; but, if they do, it is irrelevant to the notion of the space they form. Points are merely ‘agents’ that exude the property of *location*.

A neighbourhood of any element p in a set S , is a subset N of S that incorporates an *open set* U including p : $p \in N \subseteq S$. We may equivalently say that p is in the interior of the neighbourhood N . An *open set* is one that does not include any of its boundary points, for some notion of a boundary. It is

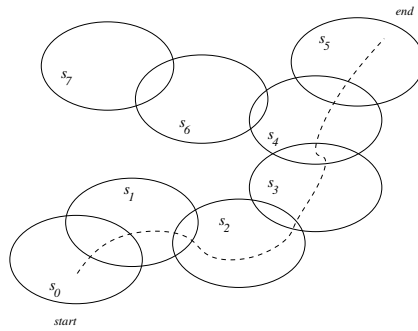


Figure 6: Overlapping patches form a notion of connected spatial regions

usually the generalization of the open interval in the real numbers R^1 , but this is concept is meant to be used flexibly. For a manifold, a neighbourhood is essentially an open ball (see fig. 7)².

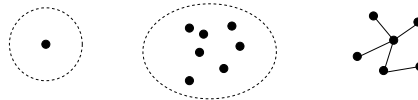


Figure 7: Neighbourhoods and open sets

Three concepts are particularly important:

- Continuity of functions, which means that small changes of the space lead to small changes of the function.
- Connectedness, which implies that a space is not a union of disjoint open sets.
- Compactness generalizes the notion of closure of the set (including boundary). If formed from bounded sets, the the points are naturally close together in some sense. If unbounded, all points are defined to lie within some fixed ‘distance’ of one another. Compactness is also a flexible concept, depending on the notion of boundedness. Clearly there is no clear notion of distance either at this stage, so it is a heuristic. For example $[0, \infty)$ is not compact since infinity is unbounded.

3.1.1 Vectors between elements and direction

Directionality is normally associated with vectors, which in turn are normally associated with Euclidean-Cartesian vector spaces, but we are free to define the idea of a vector as a direction by associating any pair of elements in any space. For instance, an elephant vector is shown in fig. 8 from a set of different elephants.

Unit vectors are always defined from adjacent named elements. The elements of space we consider adjacent must be defined at a given scale. If there is internal structure within an element, this can be ignored. In a set S with adjacent elements $s_i \in S$, a vector is some function of the two elements $\vec{s}(ij) = f(s_i, s_j)$.

²The concept of an open set or open ball in algebraic topology is also subject to some ambiguity, which ultimately arises from our expectation about points in space having no size. Such a ball represents a unit element of space.

If two elements are not adjacent, we may still write a vector as two points, consisting of potentially several transits (often called hops), but we should be careful of the issue depicted in fig. 2 of assuming that vectors represent straight line routes from one element to another. We might call such a vector a *path* or a *route*, i.e. a string of transitions belonging to the graph of adjacencies. We are used to being able to assume the structure of intermediate points, by the homogeneity, isotropy and apparent continuity of a Euclidean spacetime lattice. No such assumption can be made about general spacetimes.

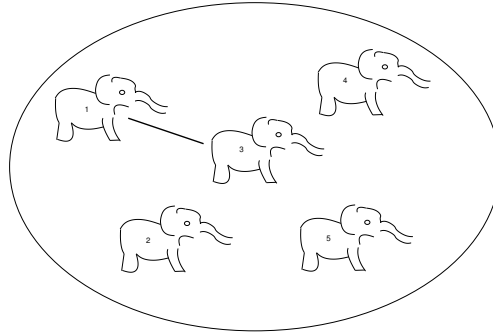


Figure 8: A vector is any ordered pair of similar elements in a space

3.1.2 Coordinates, bases, matroids and independent dimensions

In Euclidean space we have a clear notion of dimensionality from everyday convention. However, if we are constructing space from sets of elements, dimensionality is by no means given. If we are given a set of bricks, we may arrange them into a line, a plane or a three dimensional block at will. Thus, dimensionality is a matter of *intent*, i.e. semantics, as we build from the bottom up (see appendix A).

Our understanding of dimensionality of space is based on independence of vectors, or what is called a *basis* or spanning set. Note that this is coordinate semantics, hence dimensionality will emerge to be a choice rather than a definite reality that ultimately is limited only by the maximum number of elements in the base set.

The analogue of a basis for sets is called a *matroid*. A matroid captures and generalizes the notion of linear independence familiar in vector spaces (see below). There are several independent ways to define matroids. Given a finite set E , one may choose a family of subsets I of E , called the independent sets.

Just as independent vectors don't need to be orthogonal, the independent sets may overlap as long as each subset in I contains points unique to itself. This mimics the idea that two vectors can be independent as long as they are not collinear. One can exchange points between the independent sets in a matroid, just as one may alter the angle between two vectors.

A matroid is thus a pair (E, I) of a set of elements and a spanning set of subset patches. For a finite set E , there is a limit to how many sets can be formed containing unique elements and without overlapping completely. The *rank* of a matroid is the number of independent sets. A set is maximal if it becomes dependent by adding any element of E . Clearly the rank cannot exceed the size of base set E . Just as we may organize bricks into several different dimensional arrangements, so the dimensionality of a set is defined by a specific matroid *basis*. This non-uniqueness of dimension is unfamiliar from our ideas about vector spaces.

An element of the rank r dimensional set is not a single element of E , but a tuple of elements from each set in I that become associated through this spanning basis. Thus, the dimensionality of a set is a matter of choice, provided there are sufficient base elements to construct tuples, with each coordinate component represented by an element from a named independent set.

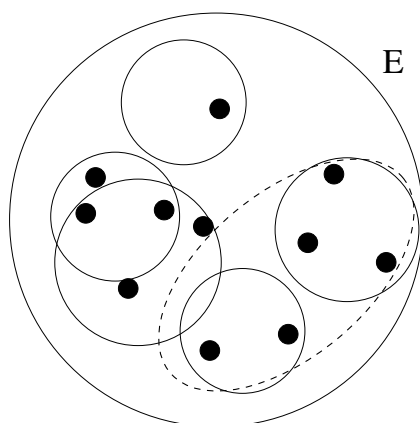


Figure 9: A matroid of rank 5 on E . The dotted subset is not independent of the others, as it is spanned by the intersection of two independent sets.

3.2 Categories and algebras

Category Theory is a very general way of classifying structures and arrangements. A category comprises a collection of things (objects) and arrows (morphisms) f which behave as functions. Arrows map from a domain to a co-domain via a function

$$f : A \rightarrow B \quad (2)$$

$$g : B \rightarrow C \quad (3)$$

$$h : C \rightarrow D \quad (4)$$

Under composition, the arrows must be associative

$$h \circ (g \circ f) = (h \circ g) \circ f \quad (5)$$

There is operator ordering from right to left. There are right and left identity arrows, for any arrow f :

$$id_B \circ f = f \quad \text{and} \quad f \circ id_A = f \quad (6)$$

Categories have names, e.g. the category of sets is called **Set**, when arrows represent total functions. A *monoid* M is a set with a structure in its domain, that satisfies

$$(x \cdot y) \cdot z = x \cdot (y \cdot z), \quad \forall x, y, z \in M \quad (7)$$

and has identity $e \in M$. It is a homomorphism (it is also a semigroup that has an identity. A partially ordered set or *poset* (P, \leq_P) has a relation \leq which preserves ordering, i.e. can represent monotonic functions.

1. The category **0** has no objects and no arrows.
2. The category **1** has one object and one arrow (the identity).
3. The category **2** has two objects, two identity arrows and one arrow from one object to the other (see fig. 10)
4. The category **3** has three objects, three identity arrows and two arrows between the objects (see fig. 11)

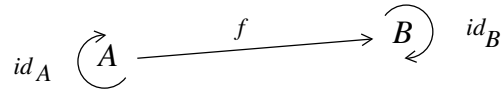


Figure 10: Category with two objects 2

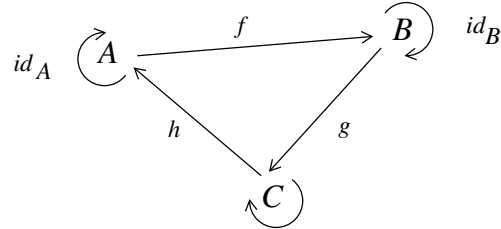


Figure 11: Category with three objects

3.2.1 Operators and total functions

In connecting discrete objects together we shall frequently have use for the notion of an operator (such as in matrix multiplication and map composition) as a total function.

An inner product of mappings may be defined if we have operators (functions) O_1 and O_2 , where O_1 maps from a domain D to co-domain I , and O_2 maps from domain I to co-domain C :

$$O_1 : D \rightarrow I \tag{8}$$

$$O_2 : I \rightarrow C \tag{9}$$

Then these two operator functions may be joined into a single total function so that their product maps directly from the domain D to co-domain C , eliminating all reference to the intermediate range I :

$$O_2 \circ O_1 : D \rightarrow C, \tag{10}$$

We find examples of this kind of product in tuple spaces of matrices, as well as in graphs and the more complex bi-graphs. The inner product is possible when transformations are compatible with one another, by being smoothly joinable across an intermediate domain.

An inner product can be performed on any two operations, but there is a special significance to auto-morphic functions that take one domain onto an image of itself, such as with ‘square matrices’. These are particularly important for representing global symmetries of spacetime.

3.2.2 Diagrams as categories

Diagrams are graphs with functionally labelled edges, and are categories if each object is labelled, and the directed edges are consistently labelled with edges f, g, h, \dots , etc, with domains and co-domains. Diagrams that form categories should not be confused with diagrams of categories.

A diagram is said to commute if all the paths from one object to another are equivalent and equal. In figure 12, the diagram commutes if the compositions of morphisms from domain A to co-domain D are equal, i.e. $f \circ g = f' \circ g'$, despite the fact that the two functional routes pass through different intermediate co-domains B and C .

An object is initial (a source) if it has exactly one arrow to a neighbour, and it is final (a sink) if it receives one arrow from a neighbour.

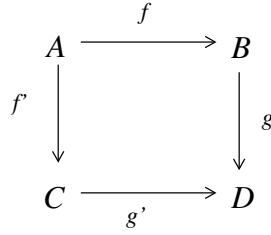


Figure 12: Diagrams and commutativity. This commutes if $f \circ g = f' \circ g'$

3.3 Vector spaces

The notion of a vector space is what we normally associate with Euclidean space of the natural world, with tuples p_n of coordinates (x, y, z, \dots) . A vector is essentially defined by two points $\vec{v} = (p_1, p_2)$. This is a vector rather than merely a tuple space because the key structural properties lie in the transitions between the coordinates (the vectors) rather than the points themselves.

A vector space has the algebraic structure of a group, and satisfies group axioms for two kinds of operation: $+$ and product. If V is a vector space, containing vectors, then it satisfies the following axiom under combination:

1. Closure: $\vec{u} + \vec{v} \in V, \quad \forall \vec{u}, \vec{v} \in V$.
2. Associativity: $\vec{u} + (\vec{v} + \vec{w}) = (\vec{u} + \vec{v}) + \vec{w}$.
3. Identity exists: $\vec{u} + \vec{0} = \vec{u}$.
4. Inverse exists: $\vec{u} + (-\vec{u}) = \vec{0}$.
5. Commutation: $\vec{u} + \vec{v} = \vec{v} + \vec{u}$.

Under scaling by a field λ , the vectors satisfy:

1. Closure: $\lambda \vec{u} \in V, \quad \forall \lambda, \forall \vec{u} \in V$
2. Associativity: $\lambda(\vec{u} + \vec{v}) = \lambda \vec{u} + \lambda \vec{v}$, and $(\lambda + \mu)\vec{u} = \lambda \vec{u} + \mu \vec{u}$.
3. Identity exists: $1 \vec{u} = \vec{u}$.

There is no formal restriction on the commutativity of scalar multipliers, but this is generally assumed as given. The associativity under $+$ implies that we can enumerate the inverse:

$$\begin{aligned}
 (1 + (-1))\vec{u} &= \vec{0} \\
 (-1)\vec{u} &= -\vec{u}.
 \end{aligned} \tag{11}$$

3.3.1 Group lattice

Vector spaces are special in that they have an assumed group structure, which we take very much for granted. This is sometimes called a lattice structure. A lattice is an ordered, regular *tiling* of vectors translations that leads to a simple tuple structure. For many it is hard to set aside this intuitive notion of dimensionality, as it models the world as we experience it as humans at the macroscopic scale.

Every point is homogeneous with respect to the options for translating along a vector to a new point. Homogeneity of a space implies uniform properties as one follows a single direction. Isotropy implies the appearance of uniform properties in all directions around a point of observation.

3.3.2 Naming of points on a vector space: coordinate systems and bases

Points in an n -dimensional vector space are named numerically in tuples. A coordinate tuple is often written as a column vector³, here shown decomposed as a linear combination of orthonormal basis vectors:

$$\vec{v} = \begin{pmatrix} 1 \\ 2 \\ 0 \\ 7 \end{pmatrix} = 1 \begin{pmatrix} 1 \\ 0 \\ 0 \\ 0 \end{pmatrix} + 2 \begin{pmatrix} 0 \\ 1 \\ 0 \\ 0 \end{pmatrix} + 0 \begin{pmatrix} 0 \\ 0 \\ 1 \\ 0 \end{pmatrix} + 7 \begin{pmatrix} 0 \\ 0 \\ 0 \\ 1 \end{pmatrix} \quad (12)$$

This has the structure

$$\vec{v} = (\lambda_1, \lambda_2, \dots, \lambda_n) = \sum_i^n \lambda_i \vec{e}_i \quad (13)$$

where \vec{e}_i are called basis vectors, which satisfy the orthonormality property, and $\vec{\lambda}$ is the tuple of vector components measured relative to that basis.

$$\vec{e}_i \circ \vec{e}_j = \delta_{ij} \quad (14)$$

where δ_{ij} is the Kronecker delta ($\delta = 1$ iff $i = j$, else zero).

3.3.3 Rank, linear independence and dimensionality

A Euclidean space (or generally a manifold) of dimension n is formed by the outer product of independent sets isomorphic to the real line R^1 , thus $R^n = R^1 \otimes R^1 \otimes \dots \otimes R^1$. From the generalized viewpoint of matroids, or coordinate bases, these real-line sets are the independent sets of the matroid, and a point in the n -dimensional space is really an association of n -elements from the n spanning sets.

Normally, one expresses this in the following way. A vector space is said to be n -dimensional if there exist n linearly independent vectors \vec{e}_i (basis vectors or generators), which are pairs of tuples that originate from an arbitrary point (called the origin), and point directly to each independent set. Linear independence means that there is no non-zero value of λ_i such that

$$\sum_{i=1}^n \lambda_i \vec{e}_i = 0, \quad (15)$$

$$\Rightarrow \lambda_i = 0, \quad \forall_i \quad (16)$$

We are so familiar with the idea of Euclidean dimension that the dimensions of other structures are often defined implicitly by immersion into a Euclidean space of some dimension. The smallest number of Euclidean dimensions required to embed something then becomes a definition of dimensionality. However, this might be interesting in some geometrical sense, but it is not a true measure of the number of degrees of freedom available to an element at some location (see appendix A.4).

In group theory, the algebras which generate the equational structure of the group may also be drawn as vectors known as the roots or weights of the algebra in a given dimension. The rank of the algebra is the number of independent generators, however there might be more members in a tuple which represent the algebra, with some that are not independent.

³A tuple is sometime loosely called a vector, where it is assumed to be measured relative to the origin or tuple composed of all zeros.

3.3.4 Tensors, order and rank

Tensors are indexed arrays of values that transform correctly between different coordinate bases. Vectors are tensors of order 1. Matrices have order 2. Objects of higher dimension can also be formed:

$$T_i \quad (\text{tuple}) \quad (17)$$

$$T_{ij} \quad (\text{matrix}) \quad (18)$$

$$T_{ijk\dots mn} \quad (\text{higher order}) \quad (19)$$

Rank is distinct from order. Rank refers (as with coordinate spans) to the number of independent sets composing the object. A matrix (which has order 2) has rank one if it can be written as an outer product of two non-zero rank-1 vectors:

$$T_{ij} = v_i w_j \quad (20)$$

The rank r is the smallest number of such outer products that can be summed to produce the tensor.

$$T_{ij} = \sum_{n=1}^r v_i^{(n)} w_j^{(n)} \quad (21)$$

3.3.5 Distance and the inner product

Vectors have inner products that reduce a matrix of dimension $l \times n$ and $n \times m$ and produces an element of dimension $l \times m$. The inner product of two vectors \vec{a}, \vec{b} with components a_i, a_b relative to some basis \vec{e} with components e_i is:

$$a \circ b = \sum_i a_i b_i = L_{ab} \quad (22)$$

This has a geometric interpretation as a relative length. If $\vec{a} = \vec{b}$, then this reduces to Pythagoras' result for the square length of the vector. For orthogonal vectors it vanishes, providing the orthonormality condition in equation 14. In all other cases, this inner product gives a scalar result that is the scaled projection of one vector along the other, somewhat like a geometric average of their extent. This is an example of an inner product as described in equation 10.

Fig. 2 shows how we could potentially define distance by different measures in a vector space. If the space is continuous, we may define effective distance by Pythagoras' theorem. If there is not direct connection along the hypotenuse of the triangle, then the discrete distance is found by summing the bond lengths of every atom along the edge however. In a discrete space, there is no way to take the direct Pythagorean route, but we might still interpret this as an 'average' measure of the effective distance.

3.3.6 Matrices and transformations

One of the first places for the appearance of semantics in spatial models arises with the introduction of structure through transformations, usually symmetries. Variable observability, with transformations to map between them, implies a relativity for local observers.

For a matrix with components M_{ij} , $i = 1 \dots \text{Rows}(M)$, and $j = 1 \dots \text{Columns}(M)$. In a square matrix $\text{Rows}(M) = \text{Columns}(M)$. Square matrices are a necessary condition for closure under multiplication.

Matrix multiplication is an inner product (see section 3.2.1), defined by $M \circ N = \sum_j M_{ij} N_{jk}$, which is possible if the number of rows in the first is equal to the number of columns of the second matrix.

$$\vec{X} = \begin{pmatrix} X_1 \\ X_2 \\ \vdots \\ X_n \end{pmatrix}. \quad (23)$$

In refs. [6–8], a bounded n-dimensional Euclidean model was used to model the memory of a computer system.

As large as current systems may be, they remain finite and can be modelled by finite vectors. We define relative operators for individual parameters in a state as

$$\begin{pmatrix} a & b \\ c & d \end{pmatrix} \circ \begin{pmatrix} A \\ B \end{pmatrix} = \begin{pmatrix} aA + bB \\ cA + dB \end{pmatrix} \quad (24)$$

$$\begin{pmatrix} a & b \\ c & d \end{pmatrix} \circ \begin{pmatrix} A & B \\ C & D \end{pmatrix} = \begin{pmatrix} aA + bC & aB + bD \\ cA + dC & cB + dD \end{pmatrix} \quad (25)$$

Matrix multiplication is associative, and may or may not be commutative (path dependent).

3.3.7 Derivatives and vectors

A vector is a difference of tuple elements. If T is a generator of a translation, we may write:

$$\vec{v} = p_2 - p_1 = (T - 1)p_1 \quad (26)$$

A derivative is a measure of how quickly a function changes with respect to a constrain parameter. It measures differences. In Euclidean space, we have the classic Newton-Leibniz definition of a derivative

$$\left. \frac{df}{dx} \right|_x = \lim_{dx \rightarrow 0} \frac{f(x + dx) - f(x)}{dx} \quad (27)$$

This can be written more simply in terms of atomic succession operator $+$ like this:

$$df_x = f_{x+} - f_x \quad (28)$$

The length scale implied by the difference between x and $x+$ is now irrelevant as it is assumed to be the nearest neighbour spacing. On a lattice, the smallest distance between neighbours has to be considered constant, as there is no objective way to measure it from inside the lattice.

Thus unless we can define distance in a simple way, we cannot measure rate of change, or derivative. Ultimately, these definitions all become mutually intertwined, more self-consistent web of ideas than a hierarchy of axioms⁴.

3.3.8 Boundaries, subspaces and immersion of structures

We may embed subspaces h_i of lower dimension into a Euclidean space R^n by immersion. These are often called hypersurfaces and may be defined in the form of additional constraints of the spanning set of independent vectors:

$$\chi(\vec{v}) = 0 \quad (29)$$

⁴This too kind of self-consistent web will become important and explicable in the context of semantic networks below.

By adding such additional constraints with such an equation (analogous to (16)), we may reduce the number of independent vectors leading to a smaller solution set for \vec{v} with reduced dimensionality. For example, a two dimensional sphere S^2 (the surface of a three dimensional ball) may be embedded within R^3 by direct immersion. Moreover, by finding equivalence classes of a group generator, a vector space can be decomposed into subspaces or non-overlapping hypersurfaces. This property of embedding is

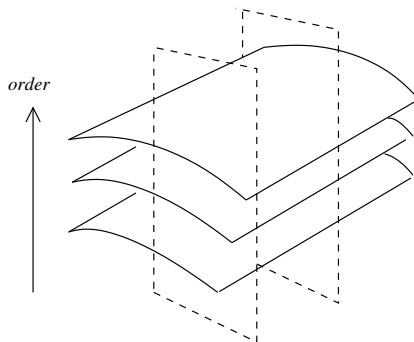


Figure 13: Hyperplane (subspace) decomposition of a space

often used to define the dimensions of elements who dimensionality is harder to understand (like graphs).

3.4 Manifolds and Minkowski spacetime

If we try to add an independent description of time to a Euclidean space, then we must introduce a coordinate t . Thus one immediately has the velocity of one observer with respect to an element as $\vec{v} = \frac{d\vec{x}}{dt}$. Again, the velocity of everything except massless signals depends on the way one chooses to measure space. The constancy of the speed of light seems to indicate that this is a primitive form of transmission, as one expects in a discrete spacetime.

In Newtonian mechanics the Galilean group generates the transformations that relate different observer speeds and directions. Taking into account Einstein's considerations, based on our knowledge that the speed of light and other massless signals in a vacuum appears constant, one finds that the Poincaré group generates the correct transformations in a 4 dimensional representation (see section 3.4).

A manifold is the generalization of a locally Euclidean space, whose global structure might possess curvature. The surface of a sphere is an example. Pythagoras rule, and sum of angles in a triangle do not object Euclidean rules.

In modern formulations of Einstein's special relativity, one treats the constancy of signal propagation (the speed of light) as a constant, which we've established is entirely natural in a discrete spacetime. Expressing this as an invariant inner product on Euclidean space R^3

$$\sum_i dx_i dx_i = c^2 dt^2 \quad (30)$$

allows a four dimensional space to be defined with inner product

$$ds^2 \equiv (-cdt, \vec{dx}) \circ (cdt, \vec{dx})^T = 0 \quad (31)$$

$$ds^2 = -c^2 dt^2 + \sum_i dx_i dx_i = 0 \quad (32)$$

This is the spacetime generalization of Pythagoras' theorem, but unlike Pythagoras which is a spherical constraint this is a rescaling of spatial elements with respect to elements of time. It is sometime written

symmetrically using an imaginary time coordinate idt , or one may introduce a metric tensor, analogous to the Kronecker delta:

$$\eta_{\mu\nu} = \text{diag}(-1, 1, 1, 1), \quad (33)$$

$$dx^\mu \eta_{\mu\nu} dx^\nu \equiv (cdt, \vec{dx}) \circ (cdt, \vec{dx})^T = 0 \quad (34)$$

where $\mu, \nu = 0, 1, 2, 3$ and the zeroth dimension is now time scaled by the speed of light. This metric tensor is useful as it generalizes to curved spacetimes used in general relativity and other problems of curvilinear coordinates. Alas, that is a large topic that goes beyond the scope of this paper.

The symmetry group structure that makes this 4-dimensional extension of Euclidean space behave like local observer transformations in Minkowski spacetime is generated by the Poincaré group transformations.

Notice that, by extending time into the very fabric of a spatial coordinate description, we have made a fundamental choice to embed a clock into the coordinate system itself. The Poincaré transformations describe apparent changes in the clock rates for different observers because, the assumption of a fixed universal measuring scale is incompatible with the constancy of the speed of light. Formally, the negative sign for time in ds^2 makes this an equation of constraint, which means that spacetime is a constrained surface. This is a reasonable starting point on which to build a model of spacetime, but if one looks more carefully from a local-observer viewpoint, it is a simplification of the issues. It homogenizes all observers to have the same idea of time and space with minor adjustments. In other words, it imposes uniform semantics on to spacetime.

3.5 Graphs or networks

The first discrete notion of a space that generalizes lattices, and has minimal initial semantics, may be found in graph theory. A graph $G = (V, E)$ is a collection of nodes or vertices V and edges E between nodes. The space is the tuple of vertices, and their structure and dimensionality are determined from the topology of the edges. A graph is said to be acyclic if it contains no loops. A forest is a collection of possibly disconnected tree-like or acyclic graphs.

In a general graph, there is no implied regularity of structure as there is in the tiling patterns of a group lattice. Graphs may be directed (with arrows marked in one direction) or undirected (without arrows) in which case both directions are implied (see the example in fig. 14).

The familiar concepts of dimensionality and direction begin to unravel when we turn to graphs. On the other hand, graphs help us to see the issues of space more clearly than any other representation, because we are forced to separate our notion of dimension and direction (as defined by a basis) from our ideas of adjacency, change and connectivity.

3.5.1 Adjacency and matrix representation

A graph, may be represented as an ordered tuple of nodes or vertices. The connectivity (adjacency) of nodes in the graph may be either directed or undirected. In either case, the entire graph may be represented by its adjacency matrix A , whose rows and columns completely describe the graph. For example fig. 14 has adjacency matrix

$$A_{ij} = \begin{pmatrix} 0 & 1 & 1 & 0 \\ 0 & 0 & 1 & 0 \\ 1 & 1 & 0 & 0 \\ 0 & 0 & 0 & 1 \end{pmatrix} \quad (35)$$

where i, j run over the rows and columns, i.e. the ordered vertices.

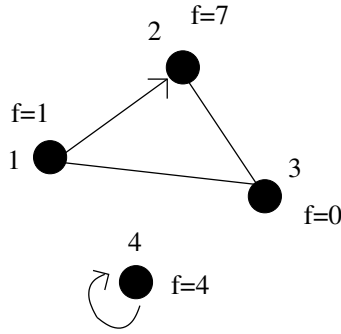


Figure 14: A four vertex graph G_4 , with a function $f(G)$.

The matrix element A_{rc} of the adjacency matrix A may be thought of as the generator of a translation, or a *degree of freedom* $A_{r \rightarrow c}$. That is, $A_{rc} = 1$ if r points to c . The symbol λ is used as an unspecified eigenvalue of a matrix. ρ is reserved for the principal eigenvalue, or spectral radius of a strongly connected graph. A graph which has repeated eigenvalues in its spectrum is said to be *degenerate*.

The in-degrees of the nodes, i.e. the numbers of links that point to each node, is denoted by the vector \vec{k}^{in} ; the out-degree vector, or number of outgoing links per node, is denoted \vec{k}^{out} . Recalling that A_{rc} implies $r = \text{row}$ and $c = \text{column}$, then in a directed graph, the row-sum of the adjacency matrix is the out-degree of the node whose row is summed:

$$\sum_c A_{rc} = k_r^{\text{out}}. \quad (36)$$

Similarly, the column sum is the in-degree of the node:

$$\sum_r A_{rc} = k_c^{\text{in}}. \quad (37)$$

A square, leading-diagonal sub-matrix of A is written a_{rc} , with r, c now running over a limited set of values. A non-square, off-diagonal sub-matrix of A is written ℓ_{rc} .

3.5.2 Strongly connected components

The concept of an ‘SCC’ is useful in describing regions of a directed graph [4].

Definition 2 (SCC - Strongly Connected Component) *Let G be a directed graph. A strongly connected component of G is a maximal subgraph, g , in which there exists a directed path from every node in g to every other node in g , by some route.*

It is implicit in this definition that a path follows the direction of the arrows (links). The set of SCCs is uniquely determined by the graph, and every node belongs to one and only one SCC. The number of SCCs for a graph with N nodes may be as large as N for a directed acyclic graph or DAG, or as small as one. In the latter case we simply say that the graph is strongly connected (SC).

The weaker property of being *connected* simply requires that every node in a connected subgraph has some path to every other, *disregarding* the direction of the links (ie, treating them as undirected). We will discuss only connected graphs in this paper.

More important is the notion of a complete subgraph, or Complete Connected Component (CCC).

Definition 3 (CCC - Completely Connected Component) *Let G be a directed graph. A strongly connected component of G is a maximal subgraph, g , in which there exists a non-directed path from every node in g to every other node in g , by direct adjacency.*

The Perron-Frobenius theorem addresses the property of *reducibility* in a graph [9, 10]. Each irreducible region can be associated with an SCC, for the following reason. A real $N \times N$ matrix M , with non-negative entries (such as an adjacency matrix), is said to be irreducible if every element, labelled as a row-column pair (r, c) , is greater than zero in some finite power of the matrix, i.e., for every pair (r, c) , there is a p such that $(M^p)_{rc} > 0$. The adjacency matrix A of a strongly connected graph is irreducible, since $(A^p)_{rc}$ is just the number of paths from r to c of length p . Conversely, if a graph is not strongly connected, then it is reducible.

3.5.3 Functions $f(x)$ on a graph

A graph may be represented in a functional form by grouping the vertices into an n -tuple. The naming of vertices is accomplished by treating them as a poset, i.e. by simply numbering them uniquely. This is a global operation. Indeed, graphs do not support the concept of locality even in disconnected components.

The values in the tuple represent the values of a function on the vertices, analogous to $f(x)$:

$$f(G_4) = \begin{pmatrix} 1 \\ 7 \\ 0 \\ 4 \end{pmatrix} \quad (38)$$

The edges of the graph may or may not have a realization, i.e. a specific interpretation. Any association will do to relate to elements of the graph. Graphs are formed by many structures. In statistical analyses, correlations matrices lead to graphical structure for example. Analysis of their properties has considerable importance to revealing trends and clustering properties in the space of correlation distance. In such a case, the row and column elements are not 1 or 0, but a value of the correlation function, acting as a relative weight or distance in the graph.

The edges of the graph may also be viewed as generators of a transformation from a tuple of names for the vertices onto its image. Since the tuple is a representation of the space, the operation of the adjacency matrix acts to generate a rotation of the space in the direction of the arrows.

$$A : V \rightarrow V \quad (39)$$

The fixed points of this map lead to an eigenvalue distribution over the graph, whose principal eigenfunction describes the relative centrality of the nodes (see [4, 11]).

Self-loops (like identity elements of a category) are important for global stability of automorphic functions on graphs, as they avoid singularities by allowing ‘pumping’ of functional value at a source node, and ‘orbiting’ at sink nodes. Without such nodes directed graphs that point to sinks act as singularities that suck up all distribution value.

3.5.4 Distance on a graph (hops)

Apart from the weighting of links on the edges of the graph, one can measure the distance between any two nodes as the length of the path one follows from one node to another, in ‘hops’, by summing the values of A_{rc} along the path.

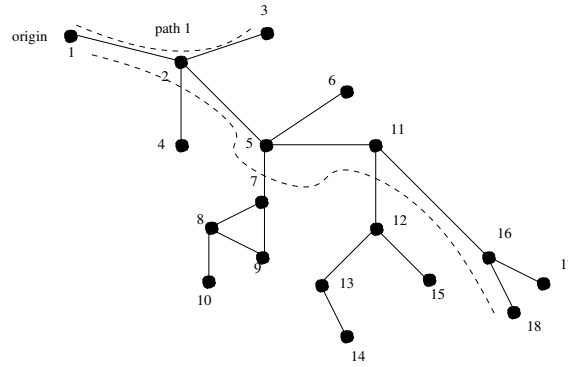


Figure 15: A graph and the tuples measured along its spanning tree.

3.5.5 Linear independence, matroids and spanning trees

A notion of linear independence does not exist for a graph, but we may use the matroid concept to define dimensionality of a region in terms of sets of edges.

Suppose we take the base set E to be set of edges in a graph $G = (V, E)$. Then we may form a matroid basis of given rank. The individual edges may be considered independent sets provided they form a forest, i.e. provided there are no cycles in the graph. This is simply the definition of a *spanning tree* in network parlance.

If there are any loops, the extra edge simply short-circuits two nodes so that there are two routes to the same location, implying that they are dependent. Each independent edge has to take us somewhere new in order to be an independent edge (see appendix A.1).

The dimensionality of a graph is sometimes defined by the immersion of the graph into a Euclidean space. Another definition involves the number of independent colours needed to label adjacent nodes without the same colour being directly adjacent. However, if we follow the pattern of basing dimensionality on matroid rank, and the association of tuples spanned by the independent sets then the interpretation of dimension is clear. The tuples of an n -dimensional graph are spanned by the edges from some origin node or tree root along the unique paths of a spanning tree, of rank or length n .

The independent sets are thus rank r unique paths p_k from some origin to the leaves in a spanning tree for the graph. These constitute the independent *directions* in the graph. Then a tuple has the form (p_1, p_2, \dots, p_r) , where the path $\vec{p}_k = \{v_p\}$ is the set of SCC effective vertices that lie along it. This means we must label all vectors between non-adjacent neighbours by the independent path by which we intend to traverse the graph order to label their independent role, e.g. $\vec{e}_{1n}^{p_1}$. This is the equivalent of specifying a basis vector with a fixed tuple label in a lattice. For leaf nodes, this is unique.

This is only one coordinatization of the graph. Just as one may have Cartesian or polar coordinates in Euclidean space, so there are many options for parameterizing a graph as a multi-dimensional object. See appendix A for an discussion of graph dimensionality with examples. The key finding is that, unlike the case of a regular lattice, dimensionality and adjacency by symmetry generator are independent concepts – they are not interchangeable as they are in a group lattice.

Graphs that exhibit no special symmetries are fundamentally bounded structures. Since the different paths form strings composed of different numbers of elements, spacetime is bounded *anisotropically*, i.e. the size of a graph space is different along its different directions. Moreover, these properties depend on the specific choice of root node or origin, so space is also *inhomogeneous*. In a directed graph, there is moreover the curious property of singularities in space into which one may move but never return, or from which something can emerge but not be absorbed. This is reminiscent of the idea of monopole and

charges in physics, or singleton objects in information technology.

The length of the paths is important in deciding the range over which the tuple values run (since one SCC might contain more vertices than another), as well as the number of vertices in any strongly connected components along the path. In fig. 15, nodes 7,8,9 all belong equivalently to a single SCC along the path to node 10. There is thus a local symmetry transformation that implies hidden degrees of freedom at this stage of the path.

The tuple coordinates label symmetrical elements within SCCs. So the extent of tuple coordinates depend on how many different nodes we can reach in the strongly connected region along a given path. Movement within the CCCs behaves like ‘hidden dimensions’ embedded within the larger spanning set.

3.5.6 Scale transformations a graph

Scaling in a graph is not a simple matter of multiplicative renormalization of measures. Graphs are not self-similar in general, and thus such a scaling has no meaning. Figure 4 shows what we mean by scaling in a graph. In general, we have seen that the coordinatization of a graph depends mainly on the edges in between completely connected regions.

At a given scale, we may form a coarse graining of the graph by constructing the strongly connected components up to a fixed number of nodes n , or horizon. One ends up with new single elements in place of CCCs, linked by a new matroid, bounded by a given number of hops. This is a renormalization of the graph of level n .

Repeating the process, one may perform further renormalizations, until the graph is a forest. This forest yields the large scale connectivity of the graph.

3.5.7 Derivatives and vectors

A vector on a graph is simply a pair of vertices (i, j) , where $i, j \in V$. It is natural, though not necessary, to restrict vectors to only directly connected vertices, so that valid vectors are those for which there is a non-zero element in the adjacency matrix. If we consider vectors linking nodes that are not directly connected, implying a path or a route composed of multiple hops, a vector might not exist or if it does it might not be unique.

The partial derivative of a function defined on the tuple of vertices, may be defined along nearest neighbour edge k , at node i , as

$$d\vec{f}_k \Big|_i = f_{i+} - f_i, \quad (40)$$

where $+$ is the succession operator along k .

3.5.8 Lattices from irregular graphs

Our familiar notions of spacetime involve tiled lattices, so when we think of graphs as spatial, they should scale up they have to lead to familiar topologies.

Like a lattice, we can expect there to be a connection between neighbouring points in the tuple space spanning a general graph. In a lattice we generally expect that $(1,0,0)$ and $(2,0,0)$ are adjacent and connected unless there is a boundary. In a graph, we cannot assume that the neighbouring point exists to a uniform value, as a particular direction can suddenly end in a cul de sac. However, $(1,0,0)$ and $(0,1,0)$ might actually be the same point. Paths are not orthogonal.

Question: What requirements need to be imposed to ensure large scale lattice structure from local graphs?

3.6 Symbolic grammars as spatial models

Information sciences are principally about the recognition and manipulation of discrete sequential string-like patterns called *languages*. Languages are formed from alphabets of symbols. A symbol is a spatial pattern, or may be representative of one. This allows us to compress spatial representations, define the notions of semantic index and code book (see section 6.7).

The *syntax* of any language is the set of all allowed strings of symbols. It can be modelled by a general theory of its structure, called a *grammar*. Grammatical methods assume that arriving data form a sequence of digital symbols (called an alphabet) and have a structure that describes an essentially hierarchical coding stream. The meaning of the data is understood by *parsing* this structure to determine what information is being conveyed. This leads us to the well-known Chomsky hierarchy of transformational grammars (see, for instance, [12]).

Language is clearly something closely associated with semantics, so a pseudo symbolic structure for space is of considerable significance to our interpretation of its meaning. Documents are nothing if not spaces of structured symbols which are assigned explicit meaning.

Because of their regularity and conduciveness to formalization, computer science has seized upon the idea of grammars and automata to describe processes. Symbolic logics are used to describe everything from computer programs and language ([13]) to biological mechanisms that describe processes like the vertebrate immune response ([14]). Readers are referred to texts like [12, 15] for authoritative discussions. For a cultural discussion of some depth see [16].

3.6.1 Dimensionality and topology in languages

Languages are usually written explicitly in a one-dimensional representation, in the sense that they are viewed as sequences of symbols. However, context-free grammars support the embedding of parenthetical sections. However, we are familiar with the idea that a sequential book can embed structures like chapters and footnotes. Such ‘digressions’ belong in a different dimension to the main thread of a storyline.

One only has to think about the storage of information on a computer to understand how dimensionality is an issue of interpretation. Imagine a two dimensional table, encoded as a one dimensional stream of bytes read from a three dimensional array of disks. What appears to be a connected stream is generally stored in very disjoint locations within a storage array. What information science refers to as a *virtual view* of data is simply a redefinition of spacetime semantics.

3.6.2 Automata as classifiers of grammatical structure

A grammar is a multi-dimensional structure encoded as a linear stream of symbols taken from an alphabet Σ . The complexity of patterns in a language may be classified according to the level of sophistication required to compute their structures. Chomsky defined a four-level hierarchy of languages called the Chomsky hierarchy of transformational grammars that corresponds precisely to four classes of automata capable of parsing them. Each level in the hierarchy incorporates the lower levels: that is, anything that can be computed by a machine at the lowest level can also be computed by a machine at the next highest level.

State machine	Language class
Finite Automata	Regular Languages
Push-down Automata	Context-free Languages
Non-deterministic Linear Bounded Automata	Context-sensitive Languages
Turing Machines	Recursively Enumerable Languages

State machines are therefore important ways of recognizing input, and thus play an essential part in human-computer systems.

Time progresses in an automaton or state machine by the arrival of each new symbol in a language string, even a blank one. Thus the automaton that parses a language is its own clock. Space and time are explicitly matched one to one.

3.6.3 Naming of elements in a grammar

A grammatical structure may be used to span a space, such as a document. Its regions form a matroid, (like a spanning tree in the case of a hierarchical grammar) of strictly non-overlapping elements.

The atomic elements of such a space are the symbols of the language alphabet themselves, and but there may be larger regions of repeated patterns that form regions or coordinate patches, and could be aggregated in a ‘rescaling’. Indeed, during data compression it is the replacement of extended patterns of atomic symbols with single ‘meta-symbols’ that reduces the size of the space. Take the following string of symbols from the alphabet: $\Sigma = \{A, B, G, N, Y, Z, \cdot, \{\}$.

XXX (YZA (BG)) ANXXX (A) . . .

We notice a repeated pattern ‘XXX’ which could be aggregated into a region as a rescaled element, analogous to an SCC, or an independent set.

Regular expressions (or patterns of an embedded regular language) can, for example, represent larger strings or ‘words’ in a language which repeat and are attached significance. This is a common way of parsing documents in information technology.

Another parenthetical language which used extended symbols for begin and end parenthesis is the Hypertext Markup Language used in the World Wide Web. The semantics of each region are encoded into the name for the relevant parenthesis.

```
<html>
  <body>
    <h1>My title</h1>
```

```
    This is some body of text, where the context has no interpretation
    to the HTML language, it is a human language embedded in a machine
    language.
```

```
  </body>
</html>
```

3.7 Bigraphs: nested structures

Graphs have many important qualities, but they are elementary structures. Let us now consider a generalization of graphs with intentional semantics, using some concepts from category theory. This work was pioneered by Milner in an attempt to seek a language for describing spatial arrangements in computer science [17].

Bigraphs are a composite model of space that add to graph theory a specific notion of semantics in the arrangements of things. Rather than discussing boundaries, it talks about interfaces, imagining that arrangements or fragments of bigraphs will be composed into larger ones. Bigraphs, are thus a model for machinery.

Milner used a topological categorical model of discrete containers to mark out regions of agency. This is a non-Euclidean view. Bigraphs describe places (somewhat analogous to the primitive points in a topological space) and the links between them. The difference is that Milner’s points may contain internal structure, including holes to be filled in with other bigraphs, like pluggable modules. This assumes the notion of an embedding of the structures described within some kind of topological space.

3.7.1 Bare graphs, forests and links

Bigraphs merge several points of view in order to add interpretation to a regular graph. A ‘bare’ bigraph \check{G} may be seen in fig 16. It contains the basic relationships between elements, vertices v_i , some of which are inside one another, and edges e_i . The edges are not labelled in the figure. In standard graph theory,

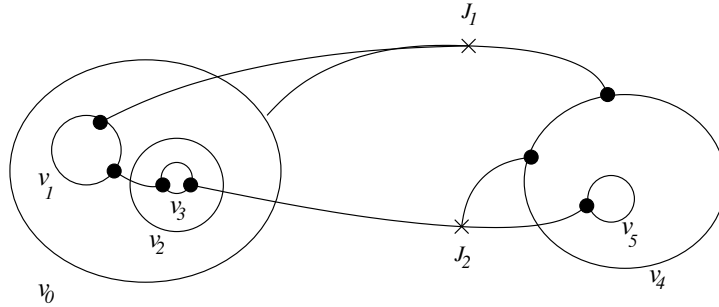


Figure 16: A bare bigraph

edges are always point to point adjacencies; however Milner follows his own convention here and treats edges as ‘communication buses’ that can have junctions. Formally this makes bigraphs bipartite graphs. For clarity, I shall mark the junctions J_ℓ with an X symbol on the edge, to indicate the presence of a junction agent (see fig. 16).

From the single picture in fig. 16, we may infer two views. The first is called the *forest graph* of \check{G} (see fig 17). A forest is a treelike structure without the constraint of connectedness. The forest view

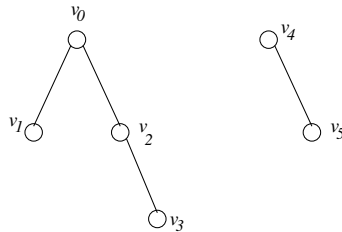


Figure 17: A forest view of the bigraph

shows the hierarchical relationships between the vertices, from the largest at the top to the smallest at the bottom. It indicates the boundaries of containment membranes through which a link must pass in order to connect vertices. Here large implies the ability to contain small (though size is implicit, since bigraphs have no internal notion of size). It is typically disjoint unless all vertices are encompassed by a single root. The hierarchy represents a notion of boundary, as in Gauss’ law: that which can emanate from a vertex depends on that which is inside it.

The second derived view is the *link graph*, which illustrates the channels of connectivity (perhaps communication) between the vertices. Note that without the junction markers J_1, J_2 , these link graphs look unlike traditional graphs of graph theory.

A bigraph ‘face’ is thus associated with two different sets of description $G = \langle N, \{X\} \rangle$, where N is a natural number representing the countable vertices, and X is a set of links.

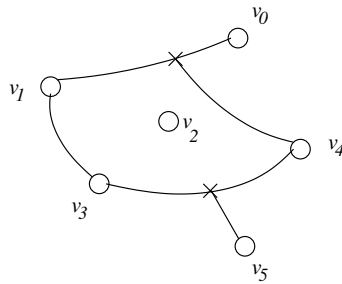


Figure 18: A link view of the bigraph

3.7.2 Boundaries and interfaces on a bigraph

The forest graph indicates containment relationships, while the link graph indicates connectedness. It is also possible to denote open ended channels as ‘doorways’ in and out of the graph as interfaces (or simply ‘faces’ in Milner’s language). This will allow bigraphs to be thought of as representing the structure of pieces of active machinery, like mathematical operators, and further be composed as fragments. This will be analogous to having matrices in a vector space.

A complete bigraph interface is a mapping from an *inner* or input face to an *outer* or output face. We write the face in angle brackets as a transformation from inner to outer faces:

$$\text{inner} \rightarrow \text{outer} \quad (41)$$

$$\langle \text{sites, inlinks} \rangle \rightarrow \langle \text{regions, outlinks} \rangle \quad (42)$$

For example, in fig. 19, we see a mapping from one inner site to two outer facing regions, and two incoming links mapping to a single outgoing link:

$$\langle 1, 2 \rangle \rightarrow \langle 2, 1 \rangle \quad (43)$$

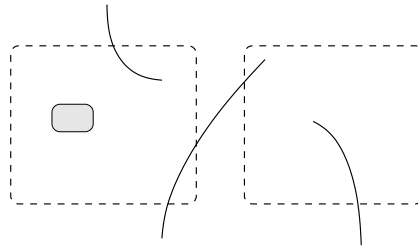


Figure 19: A interface mapping one interior site to two regions, and two input links to one outgoing:
 $\langle 1, 2 \rangle \rightarrow \langle 2, 1 \rangle$

Site-region interfaces are drawn as meta-locations around the bare bigraph, using boxes (see fig 20). The outer boxes are regions (sometimes called roots) of the graph are labelled r_i , and represent distinct places. The sites, labelled s_i , are like holes into which other regions could be plugged. Sites therefore take on the guise of receptors, as in biology, or sockets as in engineering. Regions are thus the outer face of elements, while sites are the inner face. They are the closest representation of Euclidean space in this description.

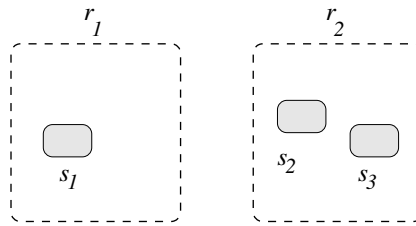


Figure 20: A place-oriented interface, with regions and sites

Links can also form interfaces, ready to connect with the connectors at the boundary of other places. Link interfaces are edges that extrude from the outmost region of a bigraph and ‘wait to be completed’ (like an operator hungry to act on its operand). Conventionally one draws incoming interfaces beneath a bigraph (as inputs) labelled y_j and outgoing interfaces (outputs) above the graph, labelled x_i (see figure 21).

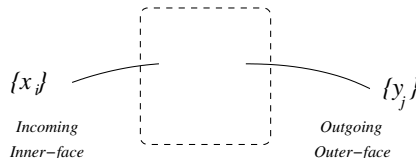


Figure 21: A link oriented interface

Combining all the features discussed leads to a general bigraph, such as that shown in fig. 22.

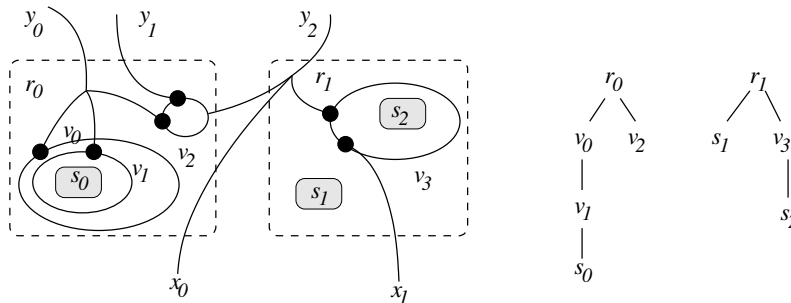


Figure 22: A fully featured bigraph, mapping inner to outer faces: $\langle 3, \{x_0, x_1\} \rangle \rightarrow \langle 2, \{y_0, y_1, y_2\} \rangle$

3.7.3 Signatures and sorts for semantic typing of spatial structures

The addition of *sorts* for bigraph vertices is one way of using an algebraic concept to endow them with elementary semantics. Type and arity with respect to links, for each vertex, provides an operator view of vertices, making them functional or agent-like, i.e. classifying them with named roles. We’ll see the same notion of typed agency in promise theory.

The typing of vertices, including their ‘arity’ with respect to edges specified a functional signature for the bigraph machinery. In order to arrive at a signature, we have to classify or name the nodes by role.

Milner refers to these names as *controls*.

$$\text{Signature} = \{K : 2, L : 0, M : 1\} \quad (44)$$

For example, the type K might represent a building, and M might represent a fenced area. L might

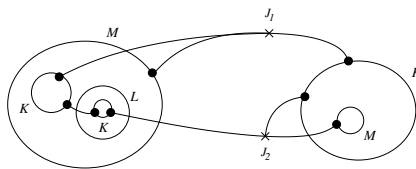


Figure 23: A link oriented interface

represent a table. Or, K might be an oscillator, L an amplifier, and M a coil.

If there is a sufficiently detailed typology of controls and their arities, then a signature acts like a kind of role inventory for a bigraph: a description of the basic functions of its machinery. It will not normally be sufficient to tell the purpose of the machinery, since that depends on how it is combined with other bigraphs, however it offers a table of elements for a chemistry of composition, at a molecular level.

3.7.4 Composition of bigraph operators

The composition of bigraphs can be carried out in a number of different ways. The simplest composition is to simply place two graphs alongside one another without connection. This is called juxtaposition, and is denoted $G_1 \otimes G_2$. It is considered to be a tensor product.

A proper inner product (see equation 10), analogous to a matrix product in linear algebra may be carried out if the outgoing face of one bigraph matches the incoming face of the other, making them compatible. A bigraph of arity 2 is like a matrix, and arity 1 is like a tuple. For example, suppose we have faces:

$$I = \langle a, \{x\} \rangle \quad (45)$$

$$J = \langle b, \{y\} \rangle \quad (46)$$

$$K = \langle c, \{z\} \rangle \quad (47)$$

and bigraphs

$$G_1 = A : I \rightarrow J \quad (48)$$

$$G_2 = B : J \rightarrow K \quad (49)$$

Then we may write

$$C = B \circ A = G_2 \circ G_1 : I \rightarrow K, \quad (50)$$

which is the analogue of matrix multiplication $C_{ik} = \sum_j A_{ij} B_{jk}$. Two bigraphs are said to be incompatible if they cannot be composed, written $G_1 \# G_2$. This process is illustrated in figure 24, where we see how the regions of G_1 are slotted into the sites of G_2 , and the outgoing links match up to the incoming links (as labelled):

Other kinds of combination are possible, where there is an absence of sites. In fig. 25, one defines $G_2 | G_1$ to mean the connection of links and the merging of the regions from the two graphs into a single region, proving a ‘semi-proper’ inner product.

Similarly, the same operation can be carried out without merging the regions of the graph, as shown in fig 26, in an ‘improper’ inner product..

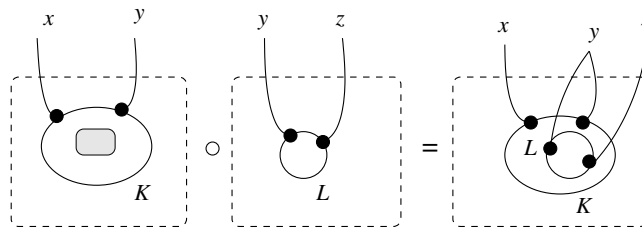


Figure 24: The composition of two bigraphs by proper inner product (nesting)

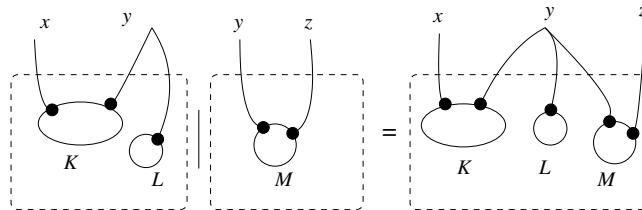


Figure 25: A link composition of two bigraphs merging places, by semi-proper inner product

3.7.5 Time and motion in bigraphs

We have established from the nature of composition that a bigraph is analogous to a matrix in linear algebra, i.e. it transforms other compatible bigraphs that it operates on with its faces. Such vectors are not described by Milner, but clearly they exist as bigraphs with only incoming faces (sinks), or transverse vectors with only out-going faces (sources).

In linear algebra, motion of vectors by translation and rotation occurs by acting on vectors with the matrices, hence there is an analogous notion of change of motion enacted by the interpretation of bigraphs as machines that enact change.

Milner's own idea of bigraphs is that the layout of this machinery itself is what changes over time, and such changes require a separate kind of transformation known as a *reaction rule*. The analogy here to linear algebra is that of a group transformation of a matrix operator.

Time is enacted by reaction rules in Milner's view, but it may also be marked by changes carried out by the machinery (analogous to matrix multiplication) as the number of stages of transformation, or number of intermediate faces (co-domains) through which the machinery passes. His language and formulation seem anchored to interaction machinery - biological models, and electrical circuits. Spatial containers have interfaces, somewhat like matrices/tensors, that express dimensionality at the joins between regions.

Bigraphs are important because the theoretical formulation is rigorous and well developed, in spite of its very particular vision. In particular, its notion of containment semantics as a dual viewpoint to continuity and translational invariance, is an inspired break from the dynamical traditions of physics, where symmetry and continuity are the starting points.

The weakness of bigraphs lies in the fact that all changes that can be represented are semantic changes. This limits what we can say about an environment where dynamics would be a more appropriate formulation of change.

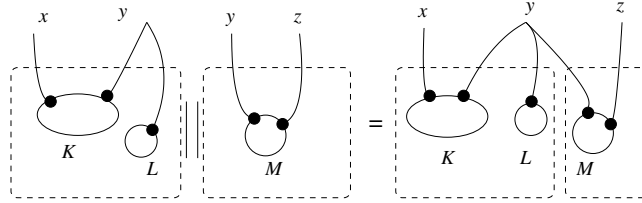


Figure 26: A link composition of bigraphs without merging places, by improper inner-product

3.7.6 Derivatives and vectors

A derivative is a rather strange object for a bigraph. It can still be defined as the difference between two bigraphs, though it is unclear to what end one would need this concept. Bi-graphs are not a dynamical model, they are a semantic model. What might a rate of change mean under these circumstances? The answer is likely connected to the idea of versions and proper time, to be discussed later in these notes.

3.8 Processes algebras, time and motion

In computer science there is a description of finite system behaviour expressed in terms of labelled state transitions, or process algebras. A process consists of agents which undergo transitions.

A transition that happens externally might trigger an input of a value x into input i , then the process continues according to the definition of P

$$i(x).P \tag{51}$$

Conversely, a process agent P outputs a value on port $o()$ y and continues according to the definition of P .

$$\bar{o}(y).P \tag{52}$$

Transitions can also occur internally or non-deterministically (outside the scope of modelled process) like ‘noise’ on a Shannon channel:

$$\tau.P \tag{53}$$

Algebras can be quite expressive at rendering scope and transitions (time).

The iteration implied in the equations is solved, much like a propagation solved for a differential equation, by tracing the intermediate states.

4 Spacetime semantics

A brief summary of some of the lessons learnt from the foregoing descriptions of spacetime is warranted. The foregoing reviews can be summarized in a few points.

- Space is a set of adjacencies between basic elements.
- Time is counted by distinguishable changes of state.
- Spacetime plays the role of a measuring system for transitions that can be represented in two ways:

- As coordinates (names).
 - As transitions (change).
- A set of independent transition matrices form a basis for the allowed changes (i.e. vectors) in a space. The superposition of these generators of allowed change leads to a global transition matrix, or adjacency graph, which represents regular symmetries across patches of space.
 - Distance, extent and change are somehow equivalent things, all related to transitions. Our common notions of distance are based on a very special case of homogeneous lattices.
 - Dimension of a space is a semantic issue: the naming of locations (coordinatization) and the association of a tuple of D base elements with a single location is a matter of convention, independent of the connectivity. For a graph, we can define a heuristic topological dimension at every point $D = \frac{1}{2}k_{\text{out}}$, but tuple dimensionality of vertex sets leads to ‘strangely’ connected coordinate spaces.
 - Spaces may be composed with inner (\circ) and outer (\otimes) products, for joining and exfoliating respectively.
 - Different scales in space imply different levels of coarse graining of the base elements. Only regular lattices have scale invariant multiplicative renormalizations.
 - Time is measured by change in the states available to an observer. Proper time encompasses all states and is therefore not independent from space. If we partition a system so that only part of it represents the clock for measuring time, complicated relativity issues ensue: change can occur and be observed in one part, while time stands still in another.
 - The structural compositions, or grammars of spacetimes are algorithmic in their representations and complexity.
 - In several models there are two classes of object. Just as in physics one has spacetime and the matter one puts into it, so in bi-graphs there are places and agents with their connections that one puts into them. By contrast graphs normally only have a single class of vertex to represent both. We shall return to this in section 5.12.
 - Finally, from the appendix, we see that the total amount of information in a spatial structure is the same no matter how many dimensions we choose for the spanning representation.

Our received notion of dimension is closely tied to the idea of tuple coordinates, in which one has a unique name for each component value in the tuple in each direction. Coordinate names are typically numbered values when we deal with lattices, but they could also be labels like Internet Protocol addresses, or proper names in an arrangement of books such as a library, or a semantic network.

Of the foregoing cases, graph theory seems to stand alone in placing all of the issues on the table plainly. It becomes a natural starting point to explain the semantics of spacetime. Unlike completely regular lattices, general graphs force us to see the difference between issues we can take for granted in manifolds. The percolation of large scale motion through graphs ought to be compatible with a three dimensional Euclidean view of the world at large distances.

Category theory haunts the fringes of these descriptions, offering us a raw functional viewpoint, but it has few insights into the structural nature of spacetime that are not better described in terms of specific transition systems (semi-groups and greater). Its main purpose is to state the regularity of the structures and patterns in a rigorous way, but it is a viewpoint that offers little in the way of insight into semantics.

Bigraphs show a contrasting view of space, somewhat like a grammar, with a relatively significant amount of semantic content. What is missing from bigraphs is the semantics of autonomy. Is a bigraph

an autonomous device that can be a source of its own behaviour, or is it merely a cog in a machine? The signature typing suggests that the former is the case, but the composition of bigraphs offers no notion of whether one bigraph would be able to ‘allow’ or ‘disallow’ another to be composed with it, or whether it would reject it. Thus the concepts of autonomous decision-making and a local observer view seem to be missing. This is a weakness, as there is no room for reasoning or individual agency.

5 Promise theory - autonomous local observer semantics

Let us now turn to the main purpose of this essay, which is to understand spacetime from the viewpoint of autonomous agents. The principal motivation for this is technological, but it is also fascinating to reflect on what the conclusions might mean for the natural world⁵.

The need to represent artificial and conceptual spaces, especially in technology, motivates the study of non-uniform observer interpretations about the relationships between elements of space. Rather than this being less fundamental than the foregoing models of natural spacetime, such artificial constructions turn out to have more features, and thus it requires more work to recreate aspects that are taken for granted in physics. Such a study might offer some insight into the assumptions we take for granted about physical spacetime, as well as provide a framework for more fully understanding artificial constructions within the information sciences.

Promise theory builds relational structures that look superficially like graphs or categories. However, a promise is not a function, nor a transport channel, so it cannot be computed or traversed. A promise *does* however require the notion of communication, and hence adjacency. Promises allow us to discuss and label the nature of relationships between elements in a space in diverse ways, as well as address concepts such as *permission* to move from one to another. We shall see that the notion of autonomy makes the idea of motion harder to understand altogether.

5.1 Basics

One begins with the idea of autonomous agents that interact through the promises they make to one another [18, 19]⁶. *Agent* is the term used for the fundamental elements in Promise Theory; these will be the elements of spacetime too. Agents have no observable internal structure, as with the foregoing models, however, we allow them to exhibit agency or intent, either fundamentally or by proxy; this means that an observer would interpret behaviour as being intentional, as observers always impose semantics on what they observe.

An agent is *autonomous* in the sense that it controls its own behaviour, it promises are made by itself, and it cannot be forced to comply with an imposition; however, it can promise to comply voluntarily with impositions from external sources.

Promise Theory [18, 19] is an elemental framework for expressing intended behaviour graphically between autonomous parts. This makes it analogous to atomic theory, as a framework of elemental

⁵In particular, it seems to be impossible to reproduce ideas of spacetime without the existence of fundamental global (non-local) interactions that maintain symmetries. These are often seen as an embarrassment in physics, where Einsteinian relativity suggests that they cannot exist. However, it could be that Einsteinian relativity is merely the effective face of those remaining observables that manifest themselves on our observable large scale.

⁶Physicists might feel confused by the notion of spacetime elements with arbitrary semantics, represented as a facsimile of human promises, but this is no more or less mysterious than different flavours of charge we usually attribute to point-like objects, which are good examples of promises made by (or equivalently the semantics of) elementary objects in the natural world, at least according to mainstream thinking. Physics has inconsistently turned up its nose at the admission of semantics in world descriptions. Ascribing intent to inanimate objects is generally frowned upon; thus one would not say ‘A promises to move towards B’. However, inconsistently we do say ‘A attracts B’ rather than ‘A pulls B towards it’. Both have technically ‘intentional’ semantics (merely de-personalizing the choice of words does not change that), so the arbitrary line of acceptability might just as well be removed.

building blocks with which to recreate systems of greater sophistication. Observability cannot be taken for granted in promise theory; like statistical and quantum theories, it is a theory of incomplete information.

We write a promise from Promiser to Promisee, with body b as follows:

$$\text{Promiser} \xrightarrow{b} \text{Promisee.}$$

and we denote an imposition by

$$\text{Imposer} \xrightarrow{b} \blacksquare \text{Imposee.}$$

Promises come in two polarities, denoted with a \pm signs, as below. The $+$ sign gives assertion semantics:

$$x_1 \xrightarrow{+b} x_2 \text{ (I will give } b\text{)} \quad (54)$$

while the $-$ sign gives projection semantics:

$$x_1 \xrightarrow{-b} x_2 \text{ (I will accept } b\text{)} \quad (55)$$

where x_i denote autonomous agents. A promise to give or provide a behavior b is denoted by a body $+b$; a promise to accept something is denoted $-b$ (or sometimes $U(b)$, meaning use- b). Similarly, an imposition on an agent to give something would have body $+b$, while an imposition to accept something has a body $-b$. In general, intent is not transmitted from one agent to another unless it is both $+$ promised and accepted with a $-$. Such neutral bindings are the exchange symmetry.

A promise model thus consists of a graph of vertices (*agents*), and edges (either *promises* or *impositions*) used to communicate intentions. Agents publish their intentions and agents in scope of those promises may or may not choose to pay attention. In that sense, it forms a chemistry of intent [20], with no particular manifesto, other than to decompose systems into the set of necessary and sufficient promises to model intended behavior.

A promise binding defines a voluntary constraint on agents. The perceived strength of that binding is a value judgement made by each individual agent in scope of the promises. If an agent offers b_1 and another agent accepts b_2 , the possible overlap $b_1 \cap b_2$ is called the effective action of the promise.

For example, A promises B ‘to give an apple’. This does not imply that B will accept the apple. B might then promise A to ‘accept an apple’. Now both are in a position to conclude that there is a non-zero probability that an apple will be transferred from A to B at some time in the future. If the promise is to continuously transfer apples, then the timing is less ambiguous. Thus a promise binding is the basis for interaction, and this must also include adjacency.

The constraints implied by the scope of observability for agents complicates this. Consider an exchange of promised behaviour, in which one agent offers an amount b_1 of something, and the recipient promises in return to accept an amount b_2 of the promised offer.

$$\pi_1 : x_1 \xrightarrow[\sigma_1]{+b_1} x_2 \quad (56)$$

$$\pi_2 : x_2 \xrightarrow[\sigma_2]{-b_2} x_1 \quad (57)$$

Then any agent in scope σ_1 of promise π_1 , will perceive that the level of promised cooperation between x_1 and x_2 is likely b_1 . An agent in scope σ_2 of promise π_2 , will perceive that the level of promised cooperation between x_1 and x_2 is likely b_2 . Finally, an agent in scope $\sigma_1 \cap \sigma_2$ of both promises π_1 and π_2 , will perceive that the level of promised cooperation between x_1 and x_2 is likely $b_1 \cap b_2$. The relativity of observations can lead to peculiar behaviours, contrary to expectation. Ultimately every agent makes decisions based on the information it has.

If a promise with body S is provided subject to the provision of a pre-requisite promise π , then the provision of the pre-requisite by an assistant is acceptable if and only if the principal promiser also promises to acquire the service π from an assistant (promise labelled $-X$):

$$x_T \xrightarrow{+b(\pi)} x_1, \left. \begin{array}{l} x_1 \xrightarrow{S|b(\pi)} x_2 \\ x_1 \xrightarrow{-b(\pi)} x_2 \end{array} \right\} \sim x_T \xrightarrow{+b(\pi)} x_1, x_1 \xrightarrow{S} x_2 \quad (58)$$

The relativity of observers will be key to understanding the semantics of spacetimes. Intent, being an interpretation offered by an observer, brings with it a variety of anthropomorphisms, like trust and level of belief which are equally important to science (witness the Bayesian interpretation of statistical observations for instance). This should not be considered a problem; it is merely the reflection of a received interpretation by local observers. Similarly, promise theory, like statistics and quantum mechanics, is a theory of incomplete information. The promise formalism is described in [19].

5.2 Agent names, identifiers and namespaces

Agents may or may not be identifiable to one another. In order to be identified by another agent, each agent has to promise to be visible or identifiable. The property of observability might be an interpretation of the property of reflecting light, or of sending messages. This is an example of what is meant by semantics.

1. Agents may or may not promise their name or identity. If no name is promised, then only nearest (adjacent) neighbours can attribute information to them, by virtue the agent's own labelling.
2. Observers may promise to accept, and hence associate a unique identity with each agent they can observe directly or indirectly. That identity is local to the observer.

Promise theory makes the concept of a namespace unambiguously something that belongs to an observer alone.

Assume that an agent x_0 can distinguish its nearest neighbours x_N by labelling its adjacencies internally $N = 1 \dots n$ (see fig. 27). If neighbouring agents are completely interchangeable, with respect to what can be observed by x_0 , then x_0 can label the adjacency channels but cannot know if agents exchange places along those channels. If agents are not directly adjacent, but make similar promises in different

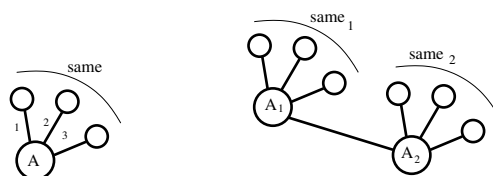


Figure 27: Agents may be distinguished by having distinguishable promises, by observer labelling, or by knowing the path between them and the observer (if trusted).

locations, they are potentially distinguishable by information about the path along which information passes. This in turn assumes that information about the path is passed along the path by neighbouring agents and that there is a chain of trust. Trust in information is usually taken for granted in natural science (with exceptions in quantum mechanics), but it is by no means assured in a techno-social network⁷.

⁷A difference here with the foregoing models of spacetime, is that the naming of agents cannot be assumed constant or even unique over an extended region. We might wish to say something like: every element in a set must have a unique name. In Promise Theory however this is an imposition or *obligation*, and cannot be assumed.

As autonomous elements, agents might not have agreed to coordinate with every other to ensure unique distinguishable identities (a non-local property). Even if they have, these might not be a promises they are able to keep. We must renormalize our notions of what can be taken for granted.

5.3 Reconstructing adjacency, local and non-local space

Promising implies the ability to communicate messages. We assume that adjacency and the ability to exchange information are synonymous. After all, space is merely a reflection of the ability to observe and transport information⁸. This might seem peculiar from the viewpoint of absolute spacetime, but distance is just one of many possible associations between agents that change with perception, circumstance and individual capability. We must begin by rekindling the notion of distance from the more primitive concept of adjacency.

Assumption 3 (Promised adjacency) *A promise of adjacency can be made by any agent to any other, allowing them the promiser to offer information to promisee.*

This is the same assumption by which we build topologies from sets. To complete any kind of information exchange, we need a match an imposition (+) or a promise to send with a promise to use (-).

Not all promises are about spacetime structure: being blue or having positive electric charge does not qualify as an spatial promise, for instance, as it doesn't tell us about neighbouring points. Many promises offer membership in some group of similar agents, thus could be non-local properties (like charge and mass), but do not explain any relativity or connectivity between them.

Being close to, being able to see or hear a neighbour, being able to point to, or even being attracted to, are examples of adjacency, as they name a specific target. Thus an adjacency promise is more than mere continuity⁹.

Definition 4 (Adjacency promise) *An adjacency promise is a promise that relates an agent x_i to another specific unique agent x_j ($i \neq j$), and may give a local interpretation to a relative orientation i.e. direction between the two.*

Agents making an adjacency promises to more than one agent cannot simply be exchanged for one another without changing the linkage. Thus adjacency is a form of *order* (see section 5.5). Let us now examine how many primitive promises are needed to bind adjacent points in a spacetime.

Definition 5 (Adjacency promise binding) *A bundle of bilateral promises, analogous to a contract, binds an agent x_n with another agent x_{n+1} , promising a channel between them.*

x_n promises that x_{n+1} may transmit (+) directed influence to it. x_{n+1} promises to use (-) x_n 's offer. x_{n+1} promises that x_n may transmit (+) directed influence to it. x_n promises to use x_{n+1} 's offer (-).

$$x_n \xrightarrow{+\text{accept msg}} x_{n+1} \quad (59)$$

$$x_{n+1} \xrightarrow{+\text{accept msg}} x_n \quad (60)$$

$$x_n \xrightarrow{-\text{accept msg}} x_{n+1} \quad (61)$$

$$x_{n+1} \xrightarrow{-\text{accept msg}} x_n \quad (62)$$

Notice that Newton's third law is not automatically guaranteed in Promise Theory: that which is given is not necessarily received; hence conservation of promised properties is not guaranteed, it must be documented with explicit promises just like charge. In this respect, familiar dynamical concepts of the

⁸See also the theorem of consistent knowledge propagation [19].

⁹Database normalization rules (first normal form) [7, 21] are promises of regularity of form (internal structure on spacetime elements that are tables) but not just any promise tells us about how to traverse from one place to another.

continuum are puzzling from a discrete information perspective. Neither mass nor velocity are easy to incorporate.

By the duality rules in promise theory [19], we can interpret the acceptance of an accept-message promise like a promise to send messages (though the anthropomorphism makes that sound stronger than necessary for a natural spacetime). Accepting a message is the same as accepting the presence of the agent. We might say that the agent promises to avail itself of the opportunity to send messages directly to its neighbour, cementing this relationship. The symmetry between A and B makes the adjacency relationship into an undirected graph.

The scope of any promise defaults to the two agents involved in the adjacency relationship, but it could also extend beyond them, allowing others to observe the relative positioning of points, allowing in turn the coordination of distributed behaviours. In semantic structures like swarms (flocks of birds, or shoals of fish), nearest neighbour observations are sufficient to maintain the coherence of the emergent cohesion, suggesting that a spacetime formed from autonomous agents with nearest neighbour interactions could be sufficiently stable without long range interactions.

A promise network may thus be partitioned into two parts: the graph of promise bindings referring to adjacency and communication between the agents, and all other promises that use the former to expand their scope. If we think of the classical concept of matter living within spacetime, then we reduce this to bundles of ‘scalar’ promises (see below) that associate with a location by virtue of being anchored to an agent that has position as a result of its adjacency promises. Thus matter is simply spacetime with special properties, explaining how matter (quite literally) occupies space.

5.4 Continuity, direction, and bases

Nearest neighbour adjacency is a difficult enough concept to understand in an autonomous framework; continuity across regions is even harder. Why, for example, would agents align themselves with a reduced symmetry such as a lattice?

Definition 6 (Spatial continuity) *Continuity is understood to mean that, if a direction exists at a certain location x_i , it continues to exist in the local neighbourhood around it.*

Suppose we wanted a concept of travelling North. How can this be understood from an agent perspective? The concept of North-ness is non-local, and uniform over a wide region. In order to image continuing in the same direction, we also need to know about the continuity of directionality. Direction too is thus a non-local concept. When we speak of direction, we mean something that goes beyond who are the agents closest to us. Any agent can promise to bind to a certain number of other neighbours, calling its adjacencies to them with the same name (say North, South, etc), but why would the next agent continue this behaviour? How does each agent calibrate these in a standard way?

As established for graphs, membership in a basis set is a semantic convention used by observers. It cannot be imposed. A point in a space need not promise its role in a coordinate basis, because that information is only meaningful to an observer, and could simply be ignored by the observer.

An agent can promise to be adjacent to another agent, but to propose its own classification as a member of some basis would be to impose information onto others from a different viewpoint. By autonomy, each agent is free to classify another agent as a member of an independent set within a matroid that spans the world it can observe.

The dimensionality of spacetime, perceived by any observer belongs to the rank of the matroid it chooses to apply to the agents it can observe. The consequence of this is that spacetime can have any dimension that is compatible with the adjacencies of the observer. Indeed, the notion of dimensionality experienced by the elements of a promised space is different for every agent, at every point. The observer with n outgoing adjacencies may regard each independent adjacency as a potential basis vector or direction.

Assumption 4 (Matroids are observables) *Every autonomous agent decides its own set of independent sets to span a space. Hence direction is a local observer view, as noted for graph theory.*

Consider an ordered sequence of agents x_i that are mutually adjacent. An agent x_i recognizes a direction μ if it promises adjacency ($+\text{adj}_\mu$) along a locally understood direction μ to a subsequent neighbour x_{i+1} , and it promises to accept adjacency ($-\text{adj}_\mu$) with a previous neighbour x_{i-1} :

$$x_i \xrightarrow{+\text{adj}_\mu} x_{i+1} \quad (63)$$

$$x_i \xrightarrow{-\text{adj}_\mu} x_{i-1} \quad (64)$$

$$x_i \xrightarrow{+\text{adj}_\mu} x_{i-1} \quad (65)$$

$$x_i \xrightarrow{-\text{adj}_\mu} x_{i+1} \quad (66)$$

for all x_i . Or in shorthand:

$$x_i \xrightarrow{\pm\text{adj}_\mu} x_{i\pm 1}, \forall x_i. \quad (67)$$

We shall need to say what happens at edges where we run out of x_i (see section 5.9). These promises are local but require long range homogeneity between the agents, i.e. the condition $\forall x_i$ is a non-local constraint. It is equivalent to promises by every agent to conform to these promises:

$$x_i \xrightarrow{C(\text{adj}_\mu)} x_j, \forall i, j \quad (68)$$

The issue is not the numbering $i = 1 \dots N$ of the agents, as this may be freely redefined. Any local agent will bind to another exclusively and the ordering can easily emerge by self-organization, however, the notion that all of the agents or spacetime points would coordinate with long range order in keeping these promises does beg an explanation.

A multi-dimensional interpretation of the different spanning sets, does not really add further difficulties, but emphasizes further the non-local cooperation in terms of promise homogeneity. If we choose a 3 dimensional basis with coordinate names (x, y, z) ,

$$(x_i, y_j, z_k) \xrightarrow{\pm\text{adj}_\mu} (x_{i\pm 1}, y_j, z_k) \quad (69)$$

$$(x_i, y_j, z_k) \xrightarrow{\pm\text{adj}_\mu} (x_i, y_{j\pm 1}, z_k) \quad (70)$$

$$(x_i, y_j, z_k) \xrightarrow{\pm\text{adj}_\mu} (x_i, y_j, z_{k\pm 1}) \quad (71)$$

The directional names belong to the local agent's coordinate basis, and the non-local cooperation is assumed homogeneous. This leads to the possibility of a collection or misaligned, non-oriented agents self-organizing into a crystal lattice. In this way, a space can acquire long-range order with only local, autonomous promises, provided they are homogeneous over a sufficient region.

5.5 Symmetry, short and long range order

Adjacency (vector) promise bindings are exactly analogous to chemical bonds, with the addition of semantic types. A graph of autonomous agents with only without adjacency bindings has a state of maximal symmetry; we may call it 'gaseous' or 'disordered', by analogy. If agents promise adjacency promises in a uniform and homogeneous way, one may speak of long-range order as in a 'solid'. It is natural to describe such a space with a lattice coordinate system (e.g. Cartesian), like that of a crystal. For something we take for granted, this is quite non-trivial.

If we are considering spacetimes of technological origin, e.g. computing infrastructure, then we readily see a mixture of these two states in everyday life. Mobile phones, pads and computers migrate without fixed adjacency on a background of more permanent fixtures: servers, disks, network switches, and other ‘boxes’. Thus, we should be prepared to view spacetimes of mixed phase within a single picture.

The self-organization of autonomous agents is quite analogous to a phase transition by local interaction in matter. Indeed, it should be clear by now that in a discrete spacetime, elements of space must behave and interact according to the same essential mechanisms as elements of matter, causing one to wonder if there should be a distinction at all.

A spacetime with a graph structure thus exists in phases analogous to gaseous (disordered) with short-lived adjacencies, or crystalline with long-lived adjacencies (ordered). The disordered state is said to be a symmetrical state, and a crystalline order is a broken or reduced symmetry, which is usually related to breakdown to arbitrary symmetry operations, by selection of a subset that appears to bring long range order. A lattice exhibits long range order, while a fluid, replete with vortices and flows, might exhibit only short range (nearest neighbour) order, for instance.

For a physical world, the remarkable point here is this: if regular spacetime structure requires long range order with underlying global symmetry, what is the origin of such order? Why should all points make the same promises? Perhaps they don’t.

These notions are usually ready-built into most descriptions of spacetime, and as such taken for granted, but in a graphical view of the world we are forced to confront how this arises, as we cannot separate symmetry breaking from the structure of spacetime itself. How one breaks the autonomous symmetry of spacetime is thus the ultimate question for understanding its structure. The Internet does not possess a natural long-range order, for example, which is a hindrance to the creation of a global network addressing scheme.

Long range order can exist for many kinds of promises, not just adjacency promises, but only adjacency promises lead to connectivity. Similarly, there are many ways of breaking a symmetry. One is to build a function on top of spacetime with a monotonic gradient which serves as the generator of a notion of consistent direction. This is how chemotaxis works in cellular biology for example. If one takes cells to be autonomous agents and considers bio-space, one could form a directional basis for self-organizing adjacency provided each cell could homogeneously promise to measure the functional gradient, as in foetal morphology.

As much as one tries to build the concepts of regular space from a local observer perspective, one never quite escapes the notion of non-local symmetries at work in creating long range structure. Like it or not, in a discrete spacetime, we are forced to confront the idea of phases and the possibility of transitions between them. In promise theory, this amounts to understanding why more than a single agent with no direct adjacency should make the same promises. In this respect, the model is like that of a cellular automation with an undetermined topology.

5.6 Material (scalar) properties as singularities and cliques

Consider now how to represent point-like properties in agent space. There are two possible local representations of the assertion that agent A_1 is blue. In the first case:

$$A_1 \xrightarrow{+I \text{ am Blue}} A_2 \tag{72}$$

$$A_2 \xrightarrow{-I \text{ am Blue}} A_1 \tag{73}$$

A_1 merely asserts a property of itself to an observer A_2 . The observer A_2 can take or leave the promise of blueness, thus it must promise to use or accept the assertion, (it might be colour blind, for instance, and hence effectively not promise to use the information). Notice here that the conceptual world of blueness lives entirely within the body of the promise, and does not affect the type of objects between which

promises are made. In this representation, concepts thus live in a parallel world that does not intersect with the space formed by the agents A_i themselves.

Any agent might make the same promise, and a priori there is be no objective calibrated standard for blueness. Different agents might interpret this promise differently too.

For the second representation, consider the merger of the physical and conceptual worlds, by introducing special agents for material properties concerned:

$$A_{\text{Blue}} \xrightarrow{+\text{Blue}} A_1 \quad (74)$$

$$A_1 \xrightarrow{-\text{Blue}} A_{\text{Blue}} \quad (75)$$

A special kind of agent, whose function it is to label things as blue, now promises this quality as if providing the property as a single point of service. Association with this source of blueness is what gives A_1 the property. To be blue, all A_1 has to do is promise to promise to use the service.

Multiple agents may now in two ways: either by coordinating their definitions individually in a peer-to-peer clique,

$$\{A_i\} \xrightarrow{\pm\text{blue}, C(\text{blue})} \{A_j\}, \forall i, j \quad (76)$$

or by using a definitive calibration source,

$$A_{\text{Blue}} \xrightarrow{+\text{Blue}} \{A_i\} \quad (77)$$

$$\{A_i\} \xrightarrow{-\text{Blue}} A_{\text{Blue}} \quad (78)$$

which then acts as a kind of hub for the property of blueness (see fig. 28).

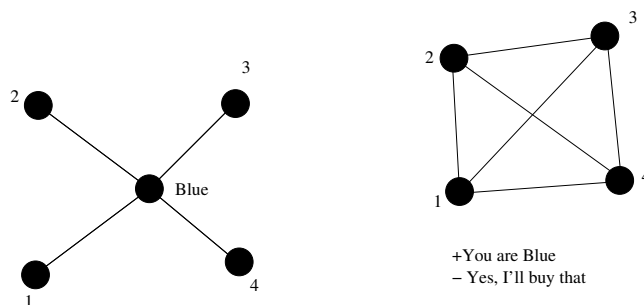


Figure 28: Global symmetries - calibrating a property, either by equilibrating with a single source (singularity), or everyone individually (clique).

Notice that, since each property has at least one single vertex associated uniquely with it (the source for that property), the set of links emanating from it is automatically an *independent set*. Each property or type of promise that refers to an intrinsic quality is in fact a *basis* vector, belonging to a matroid (see fig. 29). What is interesting is that, unlike a vector space, this vector ends at a singularity, like a charge radiating lines of force.

The scalar promises bear an obvious resemblance to the use of 'tags' or 'keywords' to label information documents and inventory items in databases. They act as orthogonal dimensions to the matroid that spans agents in the ordered phase of a spacetime.

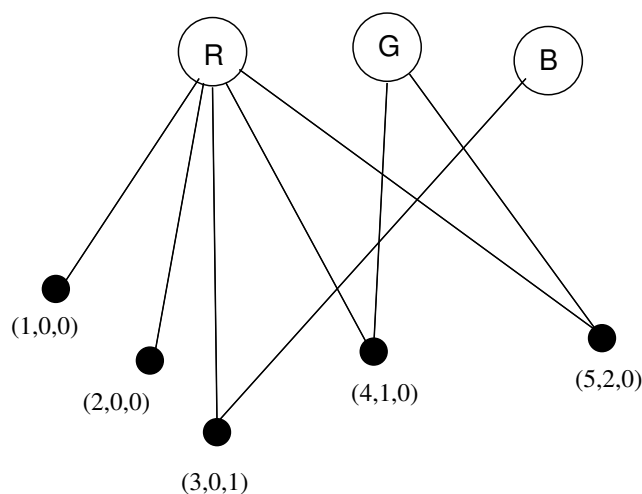


Figure 29: Matroid basis for global properties with three property hubs adding three components to the coordinate tuples.

5.7 Spacetime (vector) promises and quasi-transitivity

Scalar promises imbue elements of spacetime with intrinsic properties; vector promises describe cumulative relationships between them¹⁰. Vector promises are, in principle, interpretable as one of the following cases:

- A_1 can influence A_2 (causation)
- A_1 is connected to A_2 (topology)
- A_1 is part of A_2 (containment)

e.g.

$$A_1 \xrightarrow{\text{Causes}} A_2 \quad (79)$$

$$A_1 \xrightarrow{\text{Precedes/Follows}} A_2 \quad (80)$$

$$A_1 \xrightarrow{\text{Affects}} A_2 \quad (81)$$

$$A_1 \xrightarrow{\text{Is a special case of}} A_2 \quad (82)$$

$$A_1 \xrightarrow{\text{Generalizes}} A_2 \quad (83)$$

Adjacency too may be considered quasi-transitive, for while A next to B next to C does not imply that A is next to C , if we reinterpret adjacency only slightly as connectivity, we can make it true, e.g. π_L : A is to the left of B is to the left of C .

$$\pi_{\text{adj}} \rightarrow \begin{cases} \pi_{\text{connected}} \\ \pi_{L,R} \\ \pi_{N,S,E,W} \\ \pi_{\pm\mu} \end{cases} \quad (84)$$

¹⁰In the language of chemistry, scalar promises are like atomic isotopes, while vectors are their interatomic bonds, forming molecules and crystals.

Clearly if A causes B and B causes C , there is a sense in which one might (at least in some circumstances) interpret that A causes C , hence there is a kind of transitivity. Mathematically, there exists a generator of a translational symmetry which can be repeated more than once to bring about a sense of continuity of motion. In functional terms, these relational maps have arity 2 and span a single coordinate direction. Such relationships generate a spacetime, analogous to a vector space.

Next there are container models, analogous to bi-graphical positioning:

$$A_1 \xrightarrow{\text{Is contained by}} A_2 \quad (85)$$

$$A_1 \xrightarrow{\text{Is found within}} A_2 \quad (86)$$

$$A_1 \xrightarrow{\text{Is part of}} A_2 \quad (87)$$

$$A_1 \xrightarrow{\text{Is eaten by}} A_2 \quad (88)$$

These generate forest graph relations. Thus we have a way of incorporating both types of spatial semantics in the promise framework, and we can link translation and containment through their quasi-transitive nature. These promise types provide a notion of *spatial continuity*.

Promises that cannot be made into a succession of symmetrical translations belong to the singular properties discussed in section 5.6. They represent promises about self, rather than about relationships to others (in functional terms they have arity 1). Such expressions may be formulated and interpreted in two ways, depending on who or what are the recipients of the relationship: as promises, or as general associations between topics in a topic map.

5.8 Fields and potentials

The classical continuum notion of a field or potential is now seen to be a functional representation of the split between a common underlay of vector adjacency promises (spacetime), and a set of local material promises (the potential) at each spacetime element.

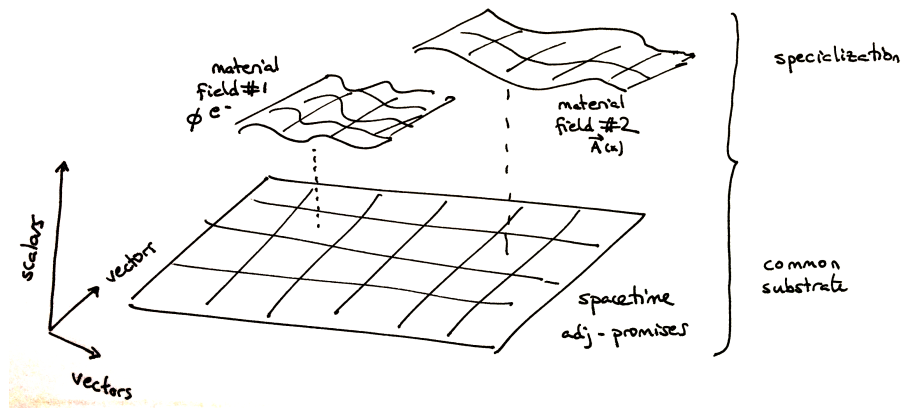


Figure 30: In a continuum approximation, the idea of a potential field $\phi(x)$ (as in electrodynamics) whose value ϕ is specified at each location on top of a spacetime x , appears as a separation of scalar promises on top of the common denominator of adjacency promises.

This construction is very similar to Schwinger's formulation of quantum fields (see figure 30), except that we have autonomous agents for spacetime elements, and the promise of field or material properties, at some location, belongs to each spacetime agent. The promise to measure 'particle events' might be kept in

a particular location (to be assessed by an observer). This shows how promises capture the field idea in a discrete way, and emphasize the symbolic semantics of particles alongside dynamical properties [22, 23].

5.9 Boundaries and holes

The interruption of vector continuity is what we mean by a boundary. Boundaries explicitly break symmetries and seed the formation of structure by anchoring symmetry generators to some fixed points.

The simplest notion of a boundary is the absence of a promise of adjacency. For autonomous agents, this can have two possible directions. Suppose one names agents in some sequence; at position n ,

$$x_n \xrightarrow{\emptyset} x_{n+1} \quad (89)$$

An agent might be ready to accept messages from a neighbour, but there is no neighbour to quench it,

$$x_{n+1} \xrightarrow{+\text{accept presence}} \emptyset \quad (90)$$

$$(91)$$

or no promise given to keep such a promise.

$$x_{n+1} \xrightarrow{+\text{accept presence}} x_n \quad (92)$$

$$x_n \xrightarrow{-\emptyset} x_{n+1} \quad (93)$$

We can summarize different cases:

Definition 7 (Continuity boundary) *If an agent x_i does not promise $+\text{adj}_\mu$ to any other agent may be said to be part of a μ -transmission boundary.*

Definition 8 (Observation boundary/event horizon) *If an agent x_i does not promise $-\text{adj}_\mu$ to any other agent may be said to be part of a μ -observation boundary, or event horizon.*

Boundaries can thus be semi-permeable membranes. These are quite common in biology. Boundaries can be localized or extended (see fig. 31). Their perceived extent depends on observer semantics, or coordinatization. The absence of an adjacency along a direction labelled μ between agents A and B may be called a μ -boundary, even though there is still a path from A to B via C , in a direction ν .

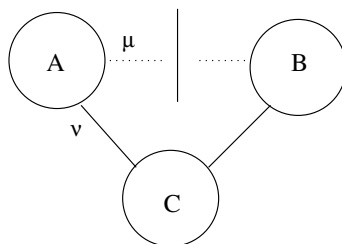


Figure 31: A boundary or a partition in a graph may be the absence of an adjacency.

Boundaries are usually considered to be the discontinuation of a certain degree of freedom or direction. The default state in a network of autonomous agents is boundary.

Definition 9 (Edge boundary) *If an agent x_i does promises $\pm\text{adj}_\mu$ to an agent that does not exist, we may say that x_i belongs to the μ edge of the space.*

Definition 10 (Material boundary) *The edge of a vector region consisting of those agents that uniformly promises material property X .*

Thus we attribute a variety of semantics to boundaries:

- The absence of an agent adjacency (an edge of space or a crystal vacancy).
- An agent that selectively refuses a promise to one or more agents (a semantic barrier, e.g. a firewall, passport control, etc).

For example:

- The edge of space itself
- The edge of a property e.g. blue, table
- The edge of an organization e.g. firewall ‘DMZ’, freemason

5.10 Containment within regions and boundaries

How shall we represent the idea of one object being inside another in a world of autonomous agents? Agents are atomic, and one atom cannot be inside another. The clue to this lies in viewing containment as a bulk material property. We start by defining membership in regions or cliques.

A compound agent, denoted $\{A_i\}$, with role R is the set of agents that mutually promise to belong to set R . Membership in a group, role of property follows the discussion in section 5.6. Containment and overlap may now be defined with reference to fig. 32

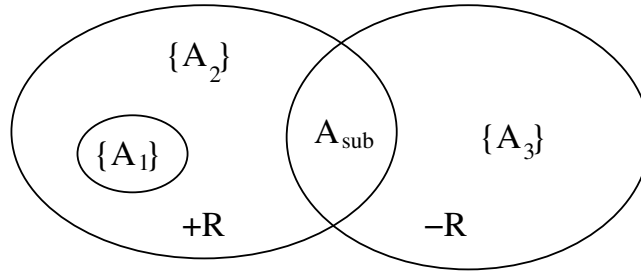


Figure 32: Motion of the first kind: extrinsic motion in an untyped spacetime

Definition 11 (Containment promise) *Compound agent $\{A_1\}$ is R -inside (or R -contained by) compound agent $\{A_2\}$ iff*

$$\{A_1\} \xrightarrow{-R} \{A_2\} \quad (94)$$

$$\{A_2\} \xrightarrow{+R} \{A_1\} \quad (95)$$

The promise of $+R$ represents membership in region R , which defines a compound or ‘super-agent’, that is a coarser grain of space than the component agents.

Definition 12 (Spatial overlap promise) *Compound agent $\{A_1\}$ R -overlaps with compound agent $\{A_2\}$ iff*

$$\{A_{\text{sub}}\} \subseteq \{A_3\} \xrightarrow{-R} \{A_2\} \quad (96)$$

$$\{A_2\} \xrightarrow{+R} \{A_{\text{sub}}\} \quad (97)$$

When we say one region is inside another, it is sometimes convenient to describe the boundary of the region rather than the region's name. There is a straightforward relationship between these, given that a region is simply a material boundary in which there exist adjacent agents, some of which promise $-R$ (inside the region's boundary) and some of which do not (outside the region).

The same criterion of membership applies. Using the container as a label for the type membership is the complement of using the type itself, since defining an edge requires us to specify edge with respect to which property.

Compound agents inside one another or adjacent to one another can all be represented as regular tuple coordinates, by defining matroids as indicated here. An incidental example of this may be seen in the construction of data network addresses, like IP addresses, VLAN numbers, etc [24].

5.11 Local, global, and proper time (What counts as a clock?)

To the eye of an all-seeing 'godlike' observer, time is simply a series of spacelike hypersurfaces. Any change of the properties of one of these represents a new time. We refer to this total picture as *proper time*. Each moment of proper time represents a single version of all the promised attributes of the universe. In an artificial system where one has the ability to observe everything 'instantaneously', one could always define a proper time accordingly. Each universe is its own clock.

Locally, agents do not have access to this complete instantaneous overview. They have information horizons, and information travels at a finite speed. They can only observe what can be transmitted to them, and what they have promised to receive, up to the limitations of their own faculties. For local time, agents can choose any convenient set of states within themselves, to represent their clock. This is a convention that might vary to place to place¹¹.

To keep matters simple, the clocks by which agents measure their own passage of time are best kept sufficiently local as to not be affected by the need to cooperate with neighbouring agents, and the finite speed of communications that entails. In practice, we assume that clocks are internal and of zero size¹². Another possibility is to build a co-clock with a neighbour, in the manner of a dialogue or handshake.

A local clock is one whose state counters are all contained internally by an agent A . Thus we exclude adjacency bindings from the measurement of local time. This is not without controversy since time for a super-agent necessarily includes the bonds between atomic agents. Moreover, as we'll see, the ability to measure derivatives requires agents to be able to remember at least two or three points, which could require the cooperation of other agents. Constructing a shared clock goes beyond the current paper.

Agents must be able to measure space and time in order to cooperate and evaluate one another's keeping of promises. In a discrete spacetime, this is a lot more difficult to understand than if space and time were separate, since both velocity and acceleration are themselves only understandable from the viewpoint of a continuous independent spacetime.

5.11.1 Concurrency, simultaneity, and timelines

A clock tick is an observable change of state, and a timeline is a sequential ordering of such changes, observed by some agent. Every agent is free to form its own timeline, within its own world, because intentions arise from each agent individually (the intent to see, and the intent to interpret). Any agent that

¹¹Many of our assumptions about time come from the doctrine that time exists independently of space. In Maxwell-Einstein relativity, the constancy of the speed of light in all frames warns of the falsity of this assumption, but one never quite lets go of time as an independent, yet coupled quantity. On a macroscopic level, it is possible to arrange that illusion by partitioning information. However, at a microscopic level, one cannot measure or experience anything at all without causing change. This information, causation, spatial configuration, and time are all tightly interwoven.

¹²In the special theory of relativity, the locality of clocks is glossed over. What is, in the twins paradox, the clocks of both twins were always two halves of a single clock, or it was so large as to span the distance travelled by one of the twins?

accepts intentions from another can promise to use its intended order, or not. That is the first level of possible distortion, as it is essentially a ‘voluntary’ or autonomous act.

If multiple agents communicate, then each neighbour interaction can add distortions of its own. Moreover, when there are multiple routes for information to take through the web of adjacencies, different routes might lead to different distortions. In physics we assume that information is passed with integrity, only delayed predictably in time. This is mainly because there is no way to verify if it isn’t. However, this is too strong an assumption for general transmission of information in intentional structures.

An agent can only tell if one event is intended to follow another if it is promised the causal sequence in the form of a dependency. This is what conditional promises do:

$$A \xrightarrow{b_1|b_2} A' \quad (98)$$

A dependency promise of this kind offers non-local (non-Markov) information. It starts to build a journal of events, or a *timeline*. Here the agent A promises that the intention described in body b_1 must follow the intended outcome of b_2 . If, on the other hand, A' receives promise or their outcomes in a certain order, without documented dependency:

$$A \xrightarrow{b_1} A' \quad (99)$$

$$A \xrightarrow{b_2} A' \quad (100)$$

then A' cannot be certain of their intended order. Regardless of what order the messages arrive in, without the conditional promise dependency, A' must view b_1 and b_2 to be concurrent (both as outcome events, and promised processes). This is an important definition of concurrency.

The question of a whether one event happens before another is not really a meaningful one in any spacetime, because until an event has been observed there is no causal connection between one part of space and another; the real mystery is why changes or events happen at all. If space is gaseous and time is space, it implies that time must also be non-ordered. However, if there is a channel for communication, then there it is possible to place some limits on the order of transitions, by sharing information on trust¹³.

Agents observer limited views of the world around them. The horizon of the observability defines their clocks, and hence their notion of time. Often observers measure time based on internal states, which are only available to them, so every agent must experience time individually. This is the essence of relativity. It is well known that different agents, distributed in space, can experience changes in different ways, and even disagree about the order of certain events.

The issue of measurement takes on an even greater importance when considering observer semantics, because an event only acquires meaning once it has been noticed and interpreted. Signals might lie latent until observers choose to ‘process them’, e.g. such as in queueing systems.

If we are interested in intentional behaviour, then the issue of causation is more about what an observer chooses to see than what it is potentially capable of seeing. This might come as a slap in the face to those who think that special relativity (i.e. the effects brought on by the finite speed of communication) already makes matters hard enough.

5.11.2 Shared (non-local) timeline example

Expecting distributed consensus between individual observers is a weak strategy for any observer. One should expect diversity, as this is a promise more likely to be kept. Consider an example.

Suppose four agents A , B , C and D need to try to come to promise each other a decision about when to synchronize their activities. If we think in terms of impositions or command sequences, the following might happen:

¹³This is the essence of Lamport clocks or vector clocks in the literature of distributed computing.

1. *A* suggests Wednesday to *B, C, D*.
2. *D* and *B* agree on Tuesday in private.
3. *D* and *C* then agree that Thursday is better, also in private.
4. *A* talks to *B* and *C*, but cannot reach *D* to determine which conclusion it reached,

In a classical view of time, resolving this seems like a trivial matter. Each agent check the times of the various conversations according to some global clock, and the last decision wins. That viewpoint view is problematic on several levels however.

First of all, without *D* to confirm the order in which its conversations with *B* and *C* occurred, *A* only has the word of *B* and *C* that their clocks were synchronized and that they were telling the truth.

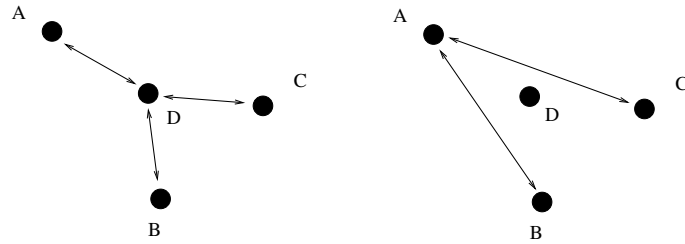


Figure 33: Comprehending intended time

A is neither able to find out what the others have decided, not able to agree with them by ‘signing off’ on the proposal. To solve this, more information is needed by the agents. The promise theory principles of autonomous agents show where the problem lies very quickly. To see why, let’s flip the perspective from agents telling one another when to meet to agents telling one another when they can promise to meet. Now they are only talking about themselves, and what they know.

1. *A* promises it can meet on Wednesday to *B, C, D*.

$$\pi_1 : A \xrightarrow{\text{Wed}} \{B, C, D\} \quad (101)$$

2. *D* and *B* promise each other than they can both meet on Tuesday.

$$\pi_2 : \{B, D\} \xrightarrow{\text{Tue}} \{B, D\} \quad (102)$$

3. *D* and *C* promise each other that they can both meet on Thursday.

$$\pi_2 : \{C, D\} \xrightarrow{\text{Thu}} \{C, D\} \quad (103)$$

4. *A* is made aware of the promises by *B* and *C*, but cannot reach *D*.

$$\pi_2 : \{B, D\} \xrightarrow[A]{\text{Tue}} \{B, D\} \quad (104)$$

$$\pi_2 : \{C, D\} \xrightarrow[A]{\text{Thu}} \{C, D\} \quad (105)$$

Each agent knows only what promises it has been exposed to. So A knows it has said Wednesday, and B, C , and D know this too. A also knows that B has said Tuesday and that C has said Thursday, but doesn't know what D has promised, because the two promises involving D are concurrent according to its information.

There is no problem with any of this. Each agent could autonomously meet at the promised time, and they would keep their promises. The problem is only that the intention was that they should all synchronize at the same time. That intention was a group intention, and somehow it has to be communicated to each agent individually, which is just as hard as deciding when to meet for dinner. Each agent has to promise (+) its intent, and accept (−) the intent of the others to coordinate.

Let's assume that the promise to meet one another (above) implies that A, B, C , and D all should meet at the same time, and that each agent understands this. If we look again at the promises above, we see that no one realizes that there is a problem except for D . To agree with B and C , it had to promise to accept the promise by B to meet on Tuesday, and accept to meet C on Thursday. These two promises are incompatible. So D knows there is a problem, and it is responsible to accepting these (its own actions). So promise-theoretically, D should not accept both of these options, and either B or C would not end up knowing D 's promise.

To know whether there is a solution, a God's eye view observation of the agents (as we the readers are) only need to ask: do the intentions of the four agents overlap at any time (see the right hand side of the figure)? We can see that they don't, but the autonomous agents are not privy that information. The solution to the problem thus needs the agents to be less restrictive in their behaviour and to interact back and forth to exchange the information about suitable overlapping time. This process amounts to the way one would go about solving a game-theoretic decision by Nash equilibrium.

With only partial information, progress can still be made if the agents trust one another to inform about previous communications.

1. π_1 : A promises it can meet on Wednesday or Friday to B, C, D .

$$\pi_1 : A \xrightarrow{\text{Wed}} \{B, C, D\} \quad (106)$$

2. π_2 : D and B promise each other than they can both meet on Tuesday or Friday, given knowledge of π_1 .

$$\pi_2 : \{B, D\} \xrightarrow{\text{Tue, Fri} | \pi_1} \{B, D\} \quad (107)$$

3. π_3 : D and C promise each other that they can both meet on Tuesday or Thursday, given knowledge of 1 and 2.

$$\pi_3 : \{C, D\} \xrightarrow{\text{Tue, Thu} | \pi_1, \pi_2} \{C, D\} \quad (108)$$

4. π_4 : A is made aware of the promises by B and C , but cannot reach D .

$$\pi_2 : \{B, D\} \xrightarrow[A]{\text{Tue, Fri} | \pi_1} \{B, D\} \quad (109)$$

$$\pi_3 : \{C, D\} \xrightarrow[A]{\text{Tue, Thu} | \pi_1, \pi_2} \{C, D\} \quad (110)$$

Now A does not need to reach D as long as it trusts C to relay the history of interactions. It can now see that the promise π_2 was made after π_1 , and that π_3 was made after π_2 . Thus A can surmise that the agents have not agreed on a time, but that B, C, D 's promises overlap on Tuesday. It could now alter its promise to reach a consensus or equilibrium.

The notion of time, in a world of autonomous agents, becomes nothing more than a emergent post-hoc narrative that summarizes the dependencies between interacting agencies. To put it another way, we can draw a flowchart based on what we think happens in a distributed system, perhaps even in a number of different ways, from different observer perspectives, and with potentially different interpretations.

5.12 Motion, speed and acceleration in agent space

Behaviour consists of exhibiting certain promised attributes; this can be assessed by an agent acting as an observer. Motion, accordingly, can be measured as a change in the location of promised attributes¹⁴. This can now be defined in a few different ways, some of which amount to cellular automata, in which the agents are cells, and others are re-wirings of the fabric¹⁵. In a space of autonomous agents, even the familiar concepts of uniform motion in a straight line are non-trivial.

5.12.1 Foreword: is there a difference between space and matter that fills it?

A question that becomes relevant when we approach the matter of spacetime semantics is whether there is a basic difference between empty space and something material that fills it?

Imagine a blank storage array, which becomes filled with data. Is the absence of an intended content fundamentally different from the promise of an unspecified value? Is a tissue of stem cells different from cells that have been given material semantics by expressing differentiated types? Both have DNA; they merely express different promises. Is empty space merely an agent without a promise to behave like matter? There is at least the possibility that matter is simply the breakdown of indistinguishability in space.

This question arises naturally in the possible descriptions of motion in a discrete agent-based space-time. Three distinct models of motion make sense from the perspective of promise theory. These might seem excessive from a physical viewpoint, but all are in fact common in the artificial spaces of technology, as well as in material science.

In the first case, there is only a single kind of agent in a gaseous state. In the second, there is a two-phase model with a solid spatial lattice and material properties bonded loosely to them at certain locations. In other words, the position of matter is by bonding to an element of space. Finally, in the third model, there is only a single kind of agent, but the physical properties promised as matter can bind to a specific agent and be transferred from one to another.

Technologically, we have need for all three models of motion. The first relates to ad hoc mobile agents, the second to base-station attachment of mobile devices, and the third to fixed (virtual) infrastructure. It is also fascinating to speculate as to the meaning of these processes in nature. Certainly, these alternatives exist within material structures. The question remains open as to whether spacetime itself is constructed in the same way.

5.12.2 Motion of the first kind (gaseous)

The first case deals with a homogeneous collection of agents that can move by swapping places, within an ordered graph of adjacencies (see fig. 34). This becomes increasingly complex in a multi-dimensional lattice, so we'll restrict this to one dimension only to understand its properties.

In order to be able to form a new adjacency, an agent must know about the existence of the agent to which it wants to bind, and vice versa. This can be assumed for nearest neighbours only. However,

¹⁴Attribute information might well exist without being promised, but in that case it is unobservable.

¹⁵Motion is a change in the relative adjacencies between bundles of properties. This can happen by treating agents as containers for the promised attributes and redefining free-floating agent relationships (as in a swarm), or by dividing agents into fixed sign-post and mobile traveller type agents, i.e. building a rigid agent scaffolding on which free floating agents can move by binding and re-binding to an infrastructure network (somewhat like the way mobile phones attach to different cells in a cellular network).

it turns out that exchanging places¹⁶ also requires knowledge of next-nearest neighbours. This would seem to involve multiple messages back and forth to discover one another. This in turn seems to create a bootstrap problem for spacetime. How can spacetime form structure without such structure existing to begin with? However, as long as agents promise to relay information about their adjacencies to their neighbours, this can be handled in a purely local manner.

A second, but related problem, is how to form a coordinate system in a gaseous phase. If one cannot use the sequential, monotonic nature of integer labels, then coordinate names become ad hoc and lose the extrapolative power of a pattern.

Consider a simple one dimensional model with adjacencies to the left and right of each agent (see fig. 34). We denote a trial agent that has a non-zero velocity from left to right by A_i ($A_i = B$ in the figure). A_{i+1} is to the right of A_i , and A_{i-1} is to the left of A_i . The agent must be able to distinguish left from right.

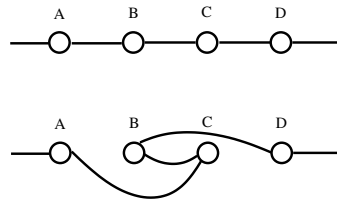


Figure 34: Motion of the first kind: intrinsic motion in an untyped spacetime.

In fig. 34 we see that, in order for an agent to move one place the right, four agents' promises need to be coordinated. This is a non-local phenomenon, since $A_i = B$ and $A_{i+2} = D$ are initially non-adjacent.

We may denote the bodies for adjacency promises by $\pm \text{adj}_{L,R}$. In addition we denote the property of momentum to the left or right by $+p_{L,R}$.

We need to introduce a value function on the agents' promises to allow one combination of promises to be preferred over another $\pi_1 > \pi_2$. Two promises will be considered incompatible when we write $\pi_1 \# \pi_2$. If two promises are incompatible and the first is preferred, i.e. $\pi_1 > \# \pi_2$ then we may assume a promise transition in which π is withdrawn in favour of π_1 .

Motion from left to right occurs with the following promises, for all i :

1. $A_i \xrightarrow{+p_R} *$, i.e. we assume an agent has the property of right momentum, which is promised to all observers.
2. $A_i \xrightarrow{\pm A_{i\pm 1}} A_{i\pm 1}$, i.e. all agents mutually promise their neighbours to relay information about their neighbours to them, both \pm .
3. $p_R > \# -\text{adj}_R$ the acceptance of a right-adjacency (from the left) is incompatible with the attribute of right momentum. i.e. an agent with right momentum would immediately withdraw its promise of right adjacency. This allows B to drop its adjacency to A in the figure.
4. If the adjacency with right neighbour A_i goes away, try the next neighbour A_{i+1} :

$$A_{i-1} \xrightarrow{+\text{adj}_R | \neg -\text{adj}_R} A_{i+1}$$

This allows A to connect with C in the diagram. Note this requires a memory of the next neighbour's identity, which means that spacetime has to store more than information about attributes.

¹⁶This is essentially a bubble sort algorithm

5. To join B with D and reverse links BC

An agent A_i with right momentum $+p_R$ might prefer to bind to A_{i+2} and relabel its offer of right adjacency to A_{i+1} as acceptance of a right adjacent $-\text{adj}_R$ from A_{i+1} .

6. To drop CD , an agent might prefer to use a combined promise of momentum and adjacency from B , than pure adjacency from C , i.e. $p_R, +\text{adj}_R > \# + \text{adj}_R$.

7. To flip the use-right-adjacency of CB to a give right adjacency offer CB , this might be preferred if the $-\text{adj}_R$ is no longer received from D .

8. Finally, all the left adjacencies also need to be connected along with the right adjacencies in a similar manner.

This is a lot of work to move an agent one position in a lattice. It seems unnecessarily Byzantine, in violation of Occam's razor. The valuation preference, for instance, favours promises from farther away than nearby agents. This also seems contrary to physical experience.

This algorithm does the job with only locally passed information but it has loose ends, as well as the unsatisfactory need for extended memory. Moreover, in higher dimensions it becomes even messier. It does not seem viable as a method for motion, though possible. Loose ends include adjacency promises that are not withdrawn, leading to non-simple connectivity. This can be dealt with by introducing conditional equilibrium promises: I will make you a promise only if you accept it.

$$A \xrightarrow{+\text{adj}_R | -\text{adj}_R} A' \quad (111)$$

$$A \xrightarrow{+\text{adj}_L | -\text{adj}_L} A' \quad (112)$$

In this construction, the promises are invalid unless the recipient is listening so the momentum can break the symmetry of the equilibrium [20]. To view a 'particle' as moving in this spacetime, one would have a spacetime element promise the particle's properties.

In physics, one assumes that motion is an intrinsic behaviour of bodies, but here we see that it is a cooperative non-local behaviour. This might be unavoidable in any description. This requires no non-locally transmitted knowledge (i.e. the bootstrapping is self-consistent). However, it is far from satisfactory. Perhaps one might also view such multiple connectivity as a form of tunnelling akin to *entanglement*, in the sense of quantum mechanics [25].

What this exercise in promise theory reveals is the logical need for *memory* of non-local information in order to bootstrap motion. Whether spacetime is artificial or not, this structural information conundrum is unavoidable.

5.12.3 Motion of the second kind (solid state conduction)

In the first approach to motion, there is only a single kind of agent, which suggests great simplicity, but this leads to a highly complex set of behaviours to explain motion. A second kind of motion may be explained by separating agents into two classes, which we may refer to as spatial skeleton agents S_i , which account for the ordered structure of spacetime, and a second kind of agents which promise non-ordered material properties M_j . Adjacency $\{M\} \xrightarrow{\pm\text{adj}} \{S\}$ accounts for the location of 'matter' within 'space', and matter becomes effectively a container for material promises.

Motion within such a model then consists of re-binding material agents at new spacetime locations (see fig. 35, with $S_1 = A, S_2 = B$).

$$\text{withdraw } M_1 \xrightarrow{\pm\text{adj}} S_1 \quad (113)$$

$$\text{make } M_1 \xrightarrow{\pm\text{adj}} S_2 \quad (114)$$

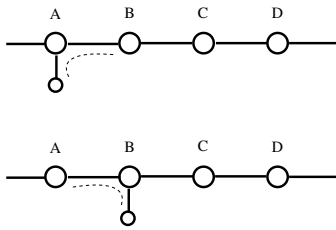


Figure 35: Motion of the second kind: extrinsic motion on a typed spacetime.

This is the way mobile phones attach to different cell base-stations, by re-basing or re-homing of a satellite agent around a fixed cell location. It is also the model of location used by bigraphs. Locations are fixed seeds around which material agents accrete or migrate. Since the property of velocity belongs to the material agent, it must be an autonomous promise to bind to a new site.

Just as before, agents carrying a momentum need to know of the next location binding point. That information has to be relayed between the spatial agents, just as in the previous section. With two classes of agent, new questions arise: how many M_j can bind to the same S_i ? This discussion goes beyond what there is room for here (in physics this relates to the particle classes called bosons, fermions and anyons). The same issues will persist as we generalize the kinds of agents to many classes in section 6

In this model, motion is still not a behaviour that is purely intrinsic to an agent; it is non-local, as the existence of non-adjacent points is not knowable without information by the skeletal agents being exchanged between A and B . However, in this case only two skeletal agents and one mobile agent need to be involved to transport the mobile agent. This is much simpler than motion of the first kind.

Although this model recreates the old idea of absolute spacetime, or ‘the æther’, it seems preferable than the first model.

Notice how other forms of spatial belonging fall into the same category of binding to a seed. Membership on a person in a club or organization can be viewed in the same light. Then the adjacency promise takes on the semantics of ‘is a member of’ or ‘is employed by’, etc. Another way to form a group or ‘role’ as it is called in promise theory is for all agents to promise all other agents in a clique to have the same promises. This is a de-localized alternative to the localized binding envisaged here.

5.12.4 Motion of the third kind (solid state conduction)

To remove the notion of an explicit æther, one could avoid distinguishing a separate class of agent, and keep all agents the same. In technology, this is what is known as a peer to peer network. Movement of promises between agents is the third and perhaps simplest possibility. It is essentially the same as motion of the second kind, without a second type of agent but with two classes of promise.

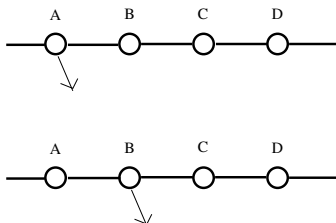


Figure 36: Motion of the third kind: extrinsic motion of promises on a non-typed spacetime background.

Motion now consists of transferring promises from one location to the next. This brings new assumptions of global homogeneity: now every agent in space must be capable of keeping every kind of promise. There can be no specialization.

The promises to do this are straightforward, and the continuing need for global cooperation with local information in this picture looks very like Schwinger's construction of quantum fields [22, 23], and Feynman's equivalent graphical approach [26, 27].

5.12.5 Measuring speed, velocity and transport properties

What is the meaning of speed and acceleration of transitions for a finite state machine? Speed is defined as the translation of a measurable quantity over a definite time interval. While philosophically interesting in its own right, this has practical consequences for the transport of material promises from place to place in a cooperative system, so it is worth spending a few words on.

The three kinds of motion described above do not give us an automatic notion of speed. Motion of the second and third kinds are representative of what we observe classically in materials. Motion of the first kind is akin to gaseous collisions, quantum tunnelling and topological effects. In those phenomena, time is always part of the independent backdrop. In a space of autonomous agents, that assumption is invalid.

Consider then how we can define speed and acceleration, the fixtures of classical mechanics on which we base much of our idea of reality, in an autonomous agent space.

- How long does a transition take? No agent can measure a transition faster than its own clock ticks, so transfer of information is limited by each participant's local ability to experience time. Events which happen faster than a clock tick of a receiver appear concurrent or simultaneous.
- So how do we even measure the concept of velocity in a state machine that makes transitions, where those transitions *are* the very definition of time? Clearly it is not possible without promises and trust in the version of reality they express.

Suppose now we try to measure speed and acceleration, as one would in an experiment at our macroscopic scale. If we can measure speed, then we can also measure acceleration, by measuring successive speeds and comparing for a change. In continuous spacetime, we can take many things for granted; as we'll see, in a discrete network, we cannot. It's not important which model of motion we choose. For the sake of argument, let's take motion of the third kind in which promises move (like electrons skipping through an atomic lattice).

The conclusion is quickly seen by the following argument: clocks to measure time have to be built from space, so a change in spatial configuration implies a change in time. However, a change in time from other states which do not alter position in a particular direction, so a change in time does not imply a change in space. This implies that a change in speed must always be less than or equal to some maximum value:

$$\Delta x \Rightarrow \Delta t \tag{115}$$

$$\Delta t \not\Rightarrow \Delta x \tag{116}$$

$$\Rightarrow \frac{\Delta x}{\Delta t} \leq v_{\max}. \tag{117}$$

Lemma 2 (Universal speed limit) *In any discrete transition system that measures its own time, there is a maximum speed (which we can define as unity).*

Consider just two nearest neighbours in isolation. Our only measure of distance is in adjacency hops, so the distance between neighbours is always 1 unit. Similarly, the time it takes for a transition can always be defined to be 1, since an observation leads to a change of state and hence a tick of the clock. Actually,

determine a path or history. This is analogous to the matter of geodesics in curved spacetimes. The only measure of distance we have is nearest neighbour adjacency: ‘hops’.

So O has no knowledge that π travels monotonically from x_1 to x_2 : it might take a non-direct path, or it might actually reverse course sometimes and even oscillate between two agents for a while before continuing. All the while, O ’s restricted clock might be ticking (or even reversing). What speed would be inferred then?

Lemma 3 (Speed can only be inferred) *The speed of transport of an observable property cannot be measured with certainty by any observer, since this would require it to impose a promise to report on behalf of all agents along the path taken by the observable property. This would violate the autonomy of the agents.*

Even if none of this possible weirdness happens, the promise that π moved from x_1 and has reached x_2 has to be communicated by passing through a number of intermediate agents, with all the same concerns above. Thus there is ample opportunity to count additional ticks of O ’s clock. Since the act of measurement opens it to state which becomes part of its experiential clock, this suggests that O ’s time can never run backwards as long as it is interacting with other agents.

So, O ’s clock is ticking at a rate which it experiences as fixed. And we seem to have discovered that the speed of any object observed by O

$$v_O \leq 1. \tag{120}$$

Now that speed is no longer fixed, there is a possibility to measure accelerations too. The question of how this relates to forces must be left for another time (on the reader’s clock).

The ability to carry out this experiment actually requires us to assume a knowledge of the structure of spacetime in advance. Clearly, this is already a problem. What makes this uncertain is that an agent (or compound super-agent) is basically free to measure time according to any clock it wants to. If the clock is not entirely internal, then it has to deal with the fact that speed is an illusion of the local passage of time. There are only transitions, which take unit time (by definition) to complete. The details go beyond the scope of these notes.

The bottom line is that an agent can only rely on what it observes directly. Promises made by other agents help it to form a model of the external world, but that is subject to uncertainty, and requires extensive cooperation between agents to be able to trust¹⁸.

5.13 Growth and death of agent based spacetime

Usually, in a spacetime, one considers the number of places to be constant. Cosmology, biology and technology are exceptions to this. In a discrete spacetime, as in a cell colony, there can be spawning of new agents (mitosis, meiosis), and both intentional termination (apoptosis) and unintended termination (necrosis).

In technology, the cosmos of infrastructure is constantly being upturned, growing and shrinking, like a rich ecosystem. Injection of agents, representing either matter or space, has to be handled in a symmetrical way: both involve either an increase or decrease in the number of discrete agents. How agents are imbued with properties is beyond the scope of this work. Semantically, this is only important if the agents make promises to other agents. The number of agents in a ‘noble gas’ of non-interacting agents is actually quite uninteresting, except perhaps from a global resource perspective¹⁹.

¹⁸In distributed knowledge models, like Paxos and Raft, etc, the so-called guarantees of consensus about local knowledge between agents rests entirely on the non-local assumption that all agents follow the same set of rules without error.

¹⁹Sources and sinks are required to explain the addition of information into a closed space; however, the entire question of conservation of quantities is beyond the scope of this discussion about spacetime, and it does not seem to be simply related to the idea of semantics.

The expansion and contraction of spacetime, through the birth and death of agents, is mostly about the keeping or not keeping of promises.

- Is there a cost to introducing/removing a promise?
- Is a new agent addressable (recognition)?
- Is it unique (naming/entropy promise)?

6 Semantic (Knowledge) spaces

The final chapter of these notes addresses the goal of unifying dynamics and semantics into a single description at the spacetime level. The motivation for this begins with technology, but the implications are much wider. Indeed, I've already used examples from chemistry, biology, and physics. The goal for this section is only to sketch out the mathematical preliminaries, using promise theory to unify the semantics and dynamics.

A few simple semantic aspects of spacetimes have already shown up in this discussion so far. A further compelling reason to study the spacetimes with more sophisticated semantics is to model databases, semantic webs, or knowledge maps, in which relationships and adjacencies have diverse interpretations. Databases are ubiquitous and knowledge maps are used for artificial reasoning (e.g. Bayesian and neural networks) as well as the creation of expert systems; even 'smart' public infrastructure (computing clusters and clouds) and human crowds (e.g. a typing pool, or a classroom) may be considered phases of a semantic space, along side the materials of the physical world. The utility of this is that it brings a unified framework of description that can cross interfaces and disciplines, allowing us to understand the scaling behaviour of semantics.

Semantics are called 'meta-data' in information technology. Another term for a knowledge space is an 'index' for another space. Confusingly, an entire spacetime can be a semantic representation of something, and that semantic space might also contain its own index, or semantic sub-space. This nesting is how we can begin to understand scaling.

Paths through semantic spaces form what we think of as processes, stories or narratives. The concept of a resource, or valuable thing, is a semantic one. Clearly, semantics are so ordinary that we neglect their proper consideration, taking them for granted.

Knowledge spaces extend the foregoing un-categorized spaces by not merely having structural adjacency and dimensionality, like direction etc, but also types or 'flavours' of adjacency. By examining the semantics of such generalized spacetimes, there is an opportunity to better understand the challenges and potential solutions that present themselves in technology, and perhaps even in fundamental physics too.

We must ask: what kind of a space is a knowledge space? Conversely: in what sense can any other kind of space share the characteristics of and be interpretable as a knowledge map? Would this help in the design of shops, warehouses or museums, designed for organizing things by the promises they make?

6.1 Modelling concepts and their relationships

Knowledge modelling introduces abstractions, such as the notion of *concepts*, and the relationships between them. Such ideas are mysterious without a framework like promise theory to help formalize them. Using it, we can de-personalize these building blocks, and understand the issues without too much ado²⁰. There are two main questions to answer:

- How do we encode a concept within a spacetime?

²⁰Clearly, linguistics and psychology have definitions for these things, but they are not satisfactory from the viewpoint of formalization for engineering purpose.

- How do we relate concepts to one another, using adjacencies?

Ironically, to understand knowledge better, we need to understand its local scaling properties. Approximation, i.e. de-sensitization to specific location into regions of space, is one of the most significant precepts for modelling at the conceptual level. Concepts, after all, are always described relative to a context of other concepts, things and ideas. This suggests that the application of the compound super-agent to encoding semantics will be important.

Definition 13 (Context) *Promise theoretically, the context of an agent is the collection of agents in its neighbourhood, that influence its semantics from the viewpoint of an observer.*

This rough description will be the model of context for explaining how names become concepts. From it, we can obtain trains of thought, patterns of usage, and so on, by linking agents together.

Definition 14 (Concept) *A concept is an agent, in a semantic space, which has been labelled by an observer to have a non-numerical coordinate name, and a non-empty context.*

A concept agent may be adjacent to a number of exemplary agents, in which case the concept agent links together a class of other agents. A concept is therefore a source or sink, in the graph theoretical sense, that binds together exemplars or occurrences into a super-agent, i.e. it mediates a *containment* promise (see section 5.10), aggregating agents into a generalization or umbrella class.

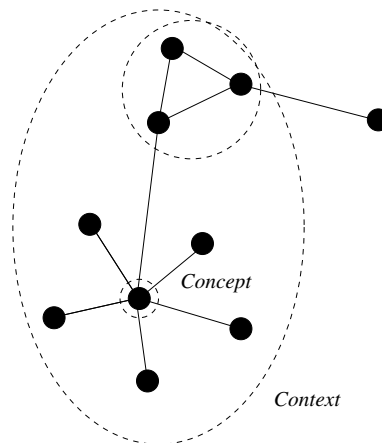


Figure 38: A concept's significance comes from its name and its context together. Without a context, a concept makes an ambiguous promise.

A similar definition was given in [28, 29]. When does a name or coordinate label become a context? The aim of this section is to see how this comes about from the promise theory of the foregoing sections.

6.2 Coordinate systems for knowledge spaces

One of the important problems in knowledge management is how to find concepts within a repository space or map. How we coordinatize a space, i.e. name its locations, is the key to the addressability of its resources: to finding things and reasoning about them.

The lack of an intuitive coordinate system for concepts and their relationships makes finding objects into a brute force search; though indexing is a strategy that can help to reduce the cost of a search. Usually

the burden is placed on the observer to have significant knowledge of the global topology of a knowledge space in order to locate elements. For humans, this learning takes a lifetime.

The traditional approach to knowledge structures was to model them as tree-like taxonomies, refining names into ever smaller categories. This was particularly popular during the reductionist phase of science of the 1800s. Database theory later came up with the notion of relational tables, in which one has many similar data records with a fixed template that are interconnected via abstract references. Later still, hyper-linked structures like Topic Maps and RDF were invented to describe information webs. All of these structures can be accounted for within the scope of promise modelling. Spacetime points now become data records or some other kind of aggregated data, linked by adjacencies that are both promised by the agents themselves and possibly reinterpreted by observers²¹. Even a mundane data network can be considered to be a semantic web, in which devices are linked together by physical and logical connections. Elements of space can promise storage, computing capabilities, memory, and so on.

If we coordinatize something, we encode *memory* of the adjacencies in a non-local region of space-time, at the same time as encoding structural semantics. A space is not a Markov process, unless it is in the gaseous state.

- Tree structures represent branching processes, which suggest refinement of an idea, or the reasoning about an idea. The tree forms a history, tracing the roots of particular outcomes. If the tree flairs out, we move to more possibilities of ever lower significance (deduction). If the branches converge to a root, it represents the identification of greater meaning from hints of evidence (induction or abduction).
- Cartesian tuples suggest a regular lattice structure, based of the generators of a translational symmetry, or transitivity.
- Networks have a hub and spoke architecture which suggests radial, or graph-like adjacency. This is a web or ecosystem, emphasizing cooperative relational significance.

Knowledge space agents have two roles, in the promise theory sense, to explain their significance: the *concepts* or tokens of meaning, and the *exemplars* or *occurrences* of those concepts. In one common interpretation of knowledge maps, the conceptual map is considered to be an associative index of the exemplars.

Since a concept might be composed of a number of others, a scaled understanding, in which the local coding of concepts is separated from associations between them, emerges naturally from the autonomous agent model. The link between these two parts is a set of associations called an index. Moreover, because concepts (e.g. animal) are singular generalizations for exemplars, which are multitudinous, we would not expect concept space to have anything like a simple lattice structure. More likely, it would be a sparse, *ad hoc* graph. Occurrences (e.g. dog, cat), are many and share promised (material) characteristics in common.

6.3 Semantic distance

The value of semantics lies in the ability to aggregate similar things, more than to decompose things into separate classes. Branching creates diversity, but aggregation creates uniqueness (see section 6.9). Branching into more categories is a common modelling viewpoint, but it leads to intentional inhomogeneity, whereas aggregation of observations into categories is natural empirically, and leads to continuity and homogeneous meanings.

²¹Recently the idea that the brain itself might organize itself physically as a semantic space have been proposed [30], though the evidence for this is weak. I speculate that the reason is that we do not know how to code concepts in the brain in terms of neuron coordinates (indeed we do not know how the brain coordinatizes concepts at all).

It is natural to keep related things close together in some sense; or, conversely, we might attribute closeness to mean relatedness. This duality is why the concept of a semantic space proves useful.

Conceptual closeness (aggregation) leads to increased stability of semantics or spacetime regions by membership. Thus the formation of concepts, as agents which bind several exemplary agents, is more valuable than the individual exemplars, because the concept is more likely to be 'remembered' through the bindings to others. The association with neuron connections is surely not accidental.

This value in aggregation also suggests one way of localizing or coordinatizing knowledge agents, around sign-posts called concepts. Localization itself has semantics, as distance can be promised in different ways. Two obvious candidates are:

- Semantic distance: the abstract distance between concepts, as measured by the number of transformations of hops to get from one concept to another in some representation of the knowledge.
- Occurrence distance: the sum of adjacencies from one occurrence of knowledge to another, as measured in a spacetime that contains both.

Ultimately, it is up to observers to evaluate the closeness of knowledge elements in their own model. In section 3.6 we looked at document spaces, where chapter and section numbers could be used to span a document as vector references. The alphabetical index pointing to a linear page numbering is also a simple (scalar) standard that is helpful in locating strings in a document. It has been replaced by hyperlinks in groups of non-linear documents. But what about the space of all documents?

Imagine looking for a book in a shop or library. If you happen to know the coordinate system by which the books are stored then finding a book will be quicker than searching through all the rows (as long as you promise to use the same coordinate categorization as the provider of the index). Libraries invented the Dewey decimal system of numbering for books (later the universal decimal system) as a coordinatization of book categories. It tries to make similar things close together, and separate dissimilar things, by mapping a subject ontology to a relative position in space.

A typed or categorized matroid to cover such a graph must have duplicate coverings for each type of link relationship. A numbering of things or topics within 'subject categories', 'promise roles' or 'contexts' depending on nomenclature of choice assigns a number to agents, e.g. occurrences of a word or phrase in a text, or a particular kind of device in a network. We know such objects by the term 'index'. The coordinates are alphabetically ordered, and map to linear page references.

Using the semantic spatial elements,

Definition 15 (Semantic coordinate system) *A tuple numbering of elements in a material network, spanned by a matroid of the form (scalars, vectors, ...)*

The vector components are covariant in the tensor sense. The scalar elements are obviously invariants²².

The final matter context for concepts has to be dealt with, as semantics are context dependent. Intuitively we expect that observer semantics must be related to use (-) promises.

Recall the example of blueness in section 5.6. What if there were multiple occurrences of a property or topic, e.g. the name 'blue' in different contexts and with different meanings (homonyms)? Suppose we were then searching for 'blue', how could we distinguish different meanings, represented by different sources? The classical answer in taxonomy is that each blue occurs in a different type or category, as part of some tree classification of containers for concepts. However, we know that matroids are not non-overlapping taxonomies in general, they can overlap. A more general answer could be that each one has a different independent set for each different source (see section 6.3). This generates a different tuple member. Thus we can always form a non-trivial tuple space from a set of singular properties. This

²²Notice how there is a simple correspondence between semantic elements with their attached scalar promise networks and the notion of tables in relational databases. Note also that the homogenization of scalar spacelike components amounts to normalization of a database in first normal form.

means that we may unify spacelike properties and singular properties of point-like locations in a regular coordinate system.

6.4 The autonomous agent view of a knowledge map

Let's invoke promise theory to explore some of the basic properties of a knowledge map (see fig. 39)²³. From the introduction, we have the idea that a knowledge map has to solve two main problems:

1. How to represent and encode concepts, as well as their exemplars, in spacetime structures.
2. How to relate concepts together to form context and narratives, through adjacency.

A knowledge map is often an abstraction built by an observer as a representation of a real world, but one may also interpret a real world as a knowledge space in its own right. One could consider a virtual reality facsimile of a city to be a knowledge map of it. Alternatively, one might consider an encyclopædia index to be a knowledge map. The important feature is that the entire map has a maintainer, and each maintainer may create their own map as a valid representation.

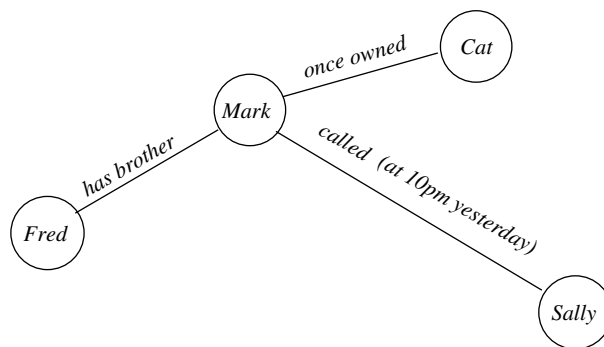


Figure 39: Knowledge maps or semantic webs express typed relationships. Notice how this form mixes an idea of time into the relationships, so this cannot be a pure representation of spacetime.

Definition 16 (Knowledge map and maintainer) *A knowledge map is a collection of agencies, called topics or things, which each promise identifying names, and possibly a number of other semantic inter-relationships. The promised links, or adjacencies, are called associations. The map belongs in its entirety to an independent agency, called the maintainer.*

Because topics or things have intended meanings, we may view them as intentional agents, in the sense of promise theory. Each associative link asserts an intended property in the manner of an obligation or imposition to accept; each observer is free to re-interpret this according to its own convention or world view.

One of the interpretations of autonomous agents is that they exhibit voluntary cooperation. There is no real sense in which knowledge relationships can be considered ‘voluntary’ in a knowledge structure; however, we can still think of the relationships as being autonomous, signalling their independence and local significance. Topics in a pre-designed knowledge map can't refuse to bind with one another²⁴, they

²³An overview of knowledge maps and their challenges was given in reference [31]. In that review, the cost of globally obliged order was evaluated against that of a purely local approach built up from promises.

²⁴This is a curious oversight in data modelling, since all real physical and programmatic systems exhibit the properties of access control, and the right to refuse an assertion made by another. We choose instead to assume that such matters are irrelevant to the semantics. This is another example of classic assumption of absolute or necessary space.

are imposed by the authority of a designer. However, as knowledge is passed on and assimilated by merging the maps of different observers into shared map, one still has a choice about whether to connect two things that assert their connectedness.

6.5 Semantic agencies: things

In promise theory, intentional agents only differ in the promises they make. A priori, they are similar elements, like stem cells, or empty boxes waiting to be filled. They are both the promisers and the observers of characteristics. This models reality better than the assumption of authoritative design, encompassing it as an option.

Let's consider first how some simple semantic relationships can be modelled as promises, and then try to contrast this with a database viewpoint. Imagine an agent describing its properties to an observer. The promising agent's probably semantic type is hinted in parentheses:

$$A_1(\text{pixel?}) \xrightarrow{\text{Has colour RGB}} A_2 \quad (121)$$

$$A_1(\text{Swimmer?}) \xrightarrow{\text{Swims breast stroke}} A_2 \quad (122)$$

$$A_1(\text{Book?}) \xrightarrow{\text{Is a work of fiction}} A_2 \quad (123)$$

$$A_1(\text{Resistor?}) \xrightarrow{\text{Has resistance } 100\Omega \pm 5\%} A_2 \quad (124)$$

$$A_1(\text{Girder?}) \xrightarrow{\text{Is made of high grade steel}} A_2 \quad (125)$$

The words in parentheses are possible interpretations of the agent A_1 in each case. Nothing demands that we interpret the agents A_1 in this way. Indeed, on receiving promises, it is the purview of A_2 to decide the nature of A_1 by observation alone. It is as if the agents are playing a game of charades, and A_1 asks: this is what I promise, what am I?

So who or what is A_2 ? Here, it is some other agent with no particular type. A_1 and A_2 are symmetrical comparable things in a promise model. To use an biological analogy, agents are like generic stem-cells whose characters are differentiated only by the promises they make.

Now compare this promise structure to knowledge relationships in a database of normalized objects. For example, a hypertext web has the form:

$$\text{Thing}(A_1) \xrightarrow{\text{Has colour}} \text{Thing}(RGB) \quad (126)$$

$$\text{Thing}(A_1) \xrightarrow{\text{Swims}} \text{Thing}(\text{breast stroke}) \quad (127)$$

$$\text{Thing}(A_1) \xrightarrow{\text{Is a work of}} \text{Thing}(\text{fiction}) \quad (128)$$

$$\text{Thing}(A_1) \xrightarrow{\text{Has resistance}} \text{Thing}(100\Omega \pm 5\%) \quad (129)$$

$$\text{Thing}(A_1) \xrightarrow{\text{Is made of}} \text{Thing}(\text{high grade steel}) \quad (130)$$

The 'things' on the right hand side of these arrows are primitive in comparison to intentional agents; they are simply abstract entities, like information records in a database. The left and right hand sides of the relationships here are very different kinds of objects, so traversing the knowledge relationship is not like a simple adjacency, one ends up in a completely different world: from say a world of pixels to a world of colours. Once we arrive there, if we kept going, where might we end up? What is related to colour? The answer is clearly very many things, so knowledge relationships tend to be nexuses of connectivity rather than mere adjacency.

6.6 Promising knowledge as a typed, attributed, or material space

To make a spacetime, with both scalar (material) attributes and vector (adjacency) bindings, from the atomic building blocks of autonomous agents, it is a simple issue of defining the basic elements in a semantic space:

Definition 17 (Semantic element (topic)) A semantic element or topic T tuple $\langle A_i, \{\pi_{\text{scalar } j}, \dots\} \rangle$ consisting of a single autonomous agent, and an optional number of scalar material promises.

A semantic element is thus an autonomous agent from promise theory, surrounded by a halo of scalar promises that imbue it with certain semantics (see fig. 40). This can be compared to the field concept in

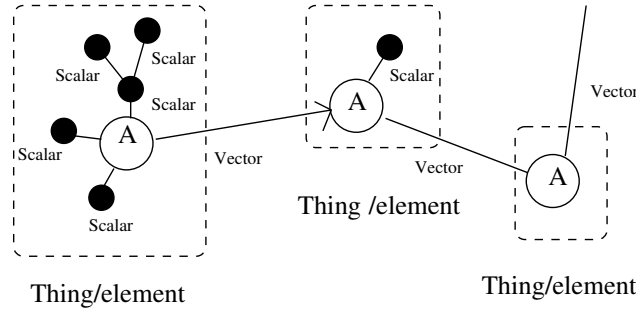


Figure 40: Elements of semantic space may be viewed as autonomous agents surrounded by a cloud of scalar promises, joined into a semantic web by vector promise bindings. Compare this to figure 30.

figure 30.

Familiarity is a valuation ranking that an agent can promise to encode Bayesian-style learning into a knowledge map. This indicates the general utility of the promise model.

For example, to use the biological analogy, the autonomous agent acts as a stem cell, while the scalar promises correspond to a genome that is expressed by the cell and interpreted semantically, as well as a ripeness level that ranks its familiarity dynamically. This indicates that we may view a biological organism (or indeed any functional environment) as a semantic network too.

The associations between the semantic elements may also be defined in terms of promise bindings (I assume that there is no need to model permission to associate).

Definition 18 (Semantic association) An uni-directional association between semantic elements T_1, T_2 is a function $f(\pm b)$, in a promise binding between the agent component of T , denoted $A(T)$

$$A(T_1) \xrightarrow{+f(b)} A(T_2) \quad (131)$$

$$A(T_2) \xrightarrow{-f(b)} A(T_1) \quad (132)$$

The inverse association is

$$A(T_2) \xrightarrow{+f(b)^{-1}} A(T_1) \quad (133)$$

$$A(T_1) \xrightarrow{-f(b)^{-1}} A(T_2) \quad (134)$$

where b is one of the three types of promise body described in section 5.7 (causation, topology and containment), e.g. $f(b)$ is 'eats', and $f(b)^{-1}$ is 'is eaten by'.

A vector promise which can be mapped to a \pm vector promise binding, whose body is a function of

Semantic typing initially seems to destroy any notion of simple translational symmetry. A topic map could not have long range order, and no obvious notion of continuity, because it does not deal with instances (occurrences, exemplars) of the concepts directly. Instead it ties them together through the aggregate concepts. This is a centralized hub network model.

Thus gives semantic knowledge maps like taxonomies, topic maps and RDF their bi-partite, hierarchical structure. Locally, one is motivated to restore some translational symmetry however, as this makes reasoning simpler. In the work with Alva Couch, we proposed re-interpretation of associations for causal inference as one approach (see section 5.7).

6.7 Indices, meta-data, and code-books for semantic spaces

An index is a map of space, organized semantically. It associates locations within a knowledge space, with a short identifying name representing the semantics associated with those locations. It may be viewed as a collection of additional promises made about bulk regions (like pages instead of chapters) so that low resolution skimming can be used to speed up brute force a search.

An index can only work if there is already a coordinate system by which locations can be referenced, ordered in some predictable monotonic lattice.

Definition 19 (Index map) *An index is a semantically structured map. It associates knowledge items with coordinates of elements in a knowledge space. Any structure that maps knowledge items to locations may be considered an index.*

Although we think of an index as a physically represented code book, an index could also be an algorithm, which implements the mapping by computation. Hashing and tree-sorting algorithms satisfy these qualities.

In a book, topics are (usually) listed alphabetically for quick lookup. Alphabetization is a cheap *hashing function* that allows the user to skip obviously irrelevant entries, and search for a matching name. Coordinates are then provided by page number. In electronic indices, references can be hypertext references to specific documents or tagged regions within a document model.

A code book index is usually encoded in a small region of a spacetime. Finding something in a book with an index is efficient only if we can ignore what is written on the pages as we flick through them in order to find the right page. It is tempting to think that one could simply jump directly to a location if one knows its reference, rather than traversing all the intermediate locations, but that depends on the assumption of whatever underlying coordinate system has been implemented to traverse it. In other words, we can perform a code book compression of the full space into a single coordinate (like Gödel numbering), but this does not in itself tell us about the efficiency of finding the coordinate.

An efficient coordinate system, from an indexing perspective, is one that minimizes the number of points one has to traverse in order to identify the destination.

Definition 20 (Index compression) *An index may be called efficient if the cost of using or locating an item in the index added to the cost of finding the location from the coordinates is less than the time needed to locate the knowledge item directly in the knowledge space.*

Categorization of information, such as a taxonomy, could be considered a form of indexing, but conceptually, taxonomies are often based on the idea of sub-dividing categories so as to separate things into exclusive containers. (As discussed in section 6.9, this is more likely to be a successful strategy for associations than concepts.) This leads to exponential growth in the number of outcomes. Aggregation of objects (e.g. alphabetically or by conceptual generalization) is usually a more efficient way of ending up with fewer categories to search.

Coordinate systems that exploit the natural structure to navigate a space can offer short cuts to locating elements of the space, but only if we can reduce the information content being addressed. A discussion of caching in semantic networks is also forthcoming, but beyond the current scope²⁵.

6.8 World lines, processes, stories, events, and reasoning

Much of human thinking revolves around our perception of timelines, i.e. narratives, in which we also sew together events and attribute the ordered sequence itself a meaning, as a collective entity.

We need not speculate why we have this predilection, but it plays a large role in the way we organize semantics. In Einsteinian relativity, we have come to refer to the story of a material body as it moves through spacetime as a *world line* (see figure 41). It represents the journal or history

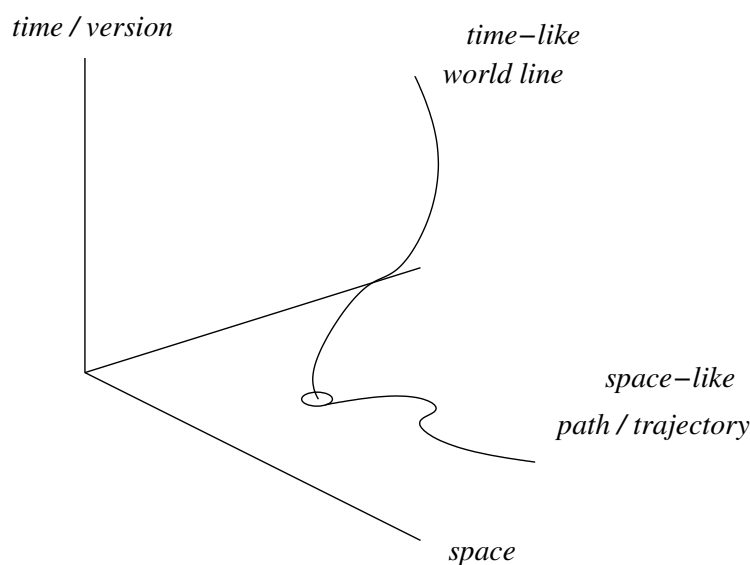


Figure 41: World lines may be space-like (stories) or time-like (histories).

For example, when we design human jobs, experiences, and even spaces for human enjoyment, we try to craft a storyline or narrative that is either practical or emotionally appealing. Often a sequence fits this requirement, because of our fondness of stories, and the desire to know how they end.

There might be a sequence of interactions between a mobile (gaseous) agent, like a customer, and a number of other fixed agents that alter the state of the mobile agent, by interaction with the services provided by the fixed stations. This is the arrangement in an assembly line, or the converse of a bee pollinating flowers. Semantics and narratives are at the root of our basic attitudes to information.

For example, when we check into an airport: the airport staff follow you from the outer airport zone check-in desks, and then follow you through to the boarding gate, where they see you on your way. The same staff carry out both stages, as the information from both contexts is shared, and the experience is humanly satisfying. They hand over to security personnel for a screening, and to baggage personnel for luggage transport. There are thus three agents working alongside from start to finish: boarding, baggage and security. The same staff follow the passengers throughout their whole process.

Maintaining constant agency throughout an entire process has the advantage of continuity, not requiring information to be communicated to another agent thus wasting time. It is also satisfying for both

²⁵To discuss a cache as a kind of index, one must also deal with semantic replication of identity, see section 6.9.

customer and staff. One could organize things differently, however. Different teams could handle the different specializations. Inside the baggage super-agent, there is a chain of intermediaries. The security is focused at a single entry point, and walled off by a boundary.

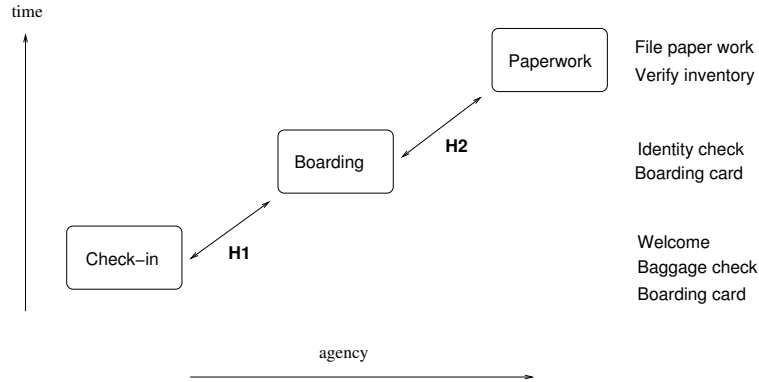


Figure 42: Following a job narrative *thread* along the timeline (longitudinally) or *staging* component-wise (transversely), with hand-offs to different agents H1 and H2.

Check-in and boarding are two different skills and could also be handled by different agents, but then both stages would have to promise to collaborate and pass on information. These two decompositions of a timeline could be referred to as follows (see figures 42 and 43):

- Continuous *threading* involves a single agent whose role adjusts to enact the different phases of the whole process from start to finish, forming a time-like world-line.
- Discrete *staging* involves breaking a story into different specialized agents for different phases of the whole, forming a space-like story.

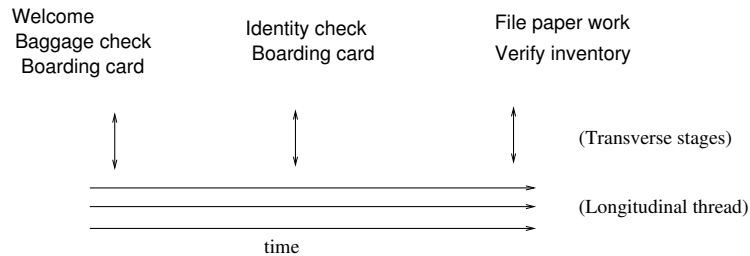


Figure 43: Three agents could work longitudinally (threading), or transversely (staging).

If we stage a timeline, by handing off to different agents, we need *interfaces* between them, as each agent really has its own world and timeline with local information²⁶. This is the approach modelled by bi-graphs. Reasoning semantics are exposed in staging, and hidden in threading. In order to unravel reasoning as a storyline, we use the rewriting logic of section 5.7 to create a quasi-transitive chain [29, 31, 32].

²⁶In programming, one speaks of APIs or Application Programmer Interfaces in between the stages. These are like function calls.

Definition 21 (Story or narrative) *An ordered collection of elements belonging to a connected semantic space, joined by associations with a quasi-transitive interpretation.*

This, in turn, can be converted into a sequence of promises. Consider the following story example:

(COMPUTER X) **signals** (ERROR 13)
 (ERROR 13) **stands for** (DISK FAULT)
 (DISK FAULT) **can be caused by** (LOSS OF POWER)
 (LOSS OF POWER) **can be caused by** (DIESEL GENERATOR)
 (DIESEL GENERATOR) **is manufactured by** (ACME GENERATOR COMPANY)

The agent names are generic agents with scalar promises, and the bold face associations are adjacencies. To generate stories, one now only needs to follow vector links from a particular initial position, as if solving a difference equation.

Inference rules are relabellings of associations and pathways that any agent can make, usually about the quasi-transitive vector promises. Every agent assessing a promised association is free to re-interpret a semantic assertion [31].

An agent that makes many scalar (material) promises defines a semantic element type. An agent which makes many vector adjacency promises forms part of a story structure.

6.9 The semantics and dynamics of identity and context

The goal of promise theory, and indeed semantic spacetime, is to unify the description of dynamics with semantics. The concept of *identity* lies at the heart of this unification. The promise of identity comprises two aspects:

1. A distinguishing name or form²⁷ (semantics).
2. A local prominence, relative to its neighbourhood or context (dynamics).

The semantics of *identity* associate symbolic labels, with singular dynamical structures (singularities, fixed points, hubs, delta distributions, etc); thus identities are where dynamics and semantics meet. In a sense, semantics are associated with the opposite of translation invariance and connectedness: they attach to things that break maximal symmetry, and become identifiable. Consequently, we would not expect complex semantics to be associated with long range effects.

In physics, there is a lot of attention given to invariances and symmetries. This leads to a meta-knowledge of uniform expectation, without complex semantics. A lack of change means it becomes easy to predict a trend. However, all the ‘interesting’ phenomena, semantically, occur where symmetries break down.

To claim to *know* something is a *familiarity* value judgement about information. Familiarity increases the prominence of a location in a semantic space by repeatedly visiting and reinforcing it (see figure 44). It mimics the training of memory structures in brains and machine learning methods. This is a stigmergic cooperation between agents. As a result, knowledge is associated with signals and structures that stand out against a background noise because they have grown in our subjective valuations.

The significance of localization explains why we build monuments, such as obelisks and towers, that stand out against their backgrounds. The extreme low entropy is attributed with the cultural meaning of order, authority, or control. Logos are singular symbols imbued with specific meaning, like ‘brands’, that stand out against pages of words and or images.

So how do we explain the importance of stories? Pathways are also singular structures, like semantic world lines, that connect concepts. Semantically meaningful paths are relatively rare within the collection of all paths. The fact that we are able to infer reasonable stories from the many associations possible

²⁷A name need not be a linguistic token, but a name in the promise theory sense, see [19].

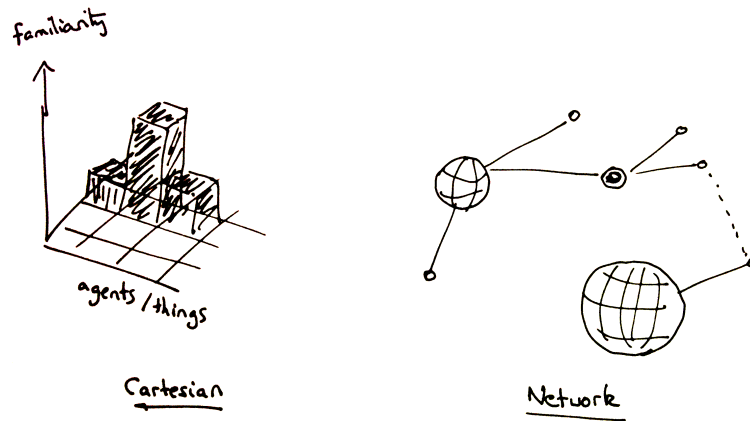


Figure 44: The ranking of importance or familiarity is a promisable attribute which can be reinforced at each spacetime location by frequency of visitation. It plays a major role in identity, as familiar things ‘loom large’ in the space.

between concepts suggests that the (dynamically based) transitivityes generalized in section 5.7 are automatically evaluated when recognizing a concept. So it is not concepts that are hierarchically evaluated, but associations. This is fascinating, though beyond the scope of this work.

The concept of informational entropy is descriptive here. A symbol or structure with high entropy represents a highly flat distribution of much information, but little meaning. Indeed, noise has the greatest information content of all, just the lowest significance. Conversely, low entropy represents little information, but we attribute to this great significance: it is something that stands up (like a Dirac delta distribution) anomalously against the background of a statistical average. Thus the association between information and meaning is an inverse one.

The singularity of concepts makes them sound fragile. Indeed, singular items are often considered fragile, because they are ‘single points of failure’ or ‘bottlenecks’. Destroying one would inflict irreparable change on the connectedness of a semantic space. The way concepts become robust is by associating with many example occurrences, and related.

If relationships were only between concepts and not the exemplary occurrences, then the concept hubs would still bring fragility to a knowledge map. One of the advantages of a spacetime perspective is in being able to redesign them so that associations can also be made directly between the exemplars.

For a cluster of agents representing a concept, the complete ‘identity’ of the concept lies in the sum of associations as much as any one of the agents in the cluster. This is reminiscent of organizational membership and containment too, as in bi-graphs. In other words, its context defines its meaning as much as the promises it makes, through its bindings. The more interconnected it is, the more robust a hub of semantics it becomes. As long as the associations are fixed, the meaning is constant. If none of the contextual bindings is preserved, an agent essentially has a new identity.

6.10 Low-entropy functional spaces, and componentization

Spacetimes, in which each agent is of unique and special significance, represent specialization networks. One could characterize them as a molecular phase, rather than gaseous or crystalline phase of atomic agents, because there is local structure with global variation (see figure 45).

The entropy of agents’ promise distribution is low in this kind of structure, as most agents stand out

uniquely in a special role. A low spatial entropy network consists of mostly unique exemplars, possibly indexed or organized by general concepts. They contrast with bulk materials of indistinguishable

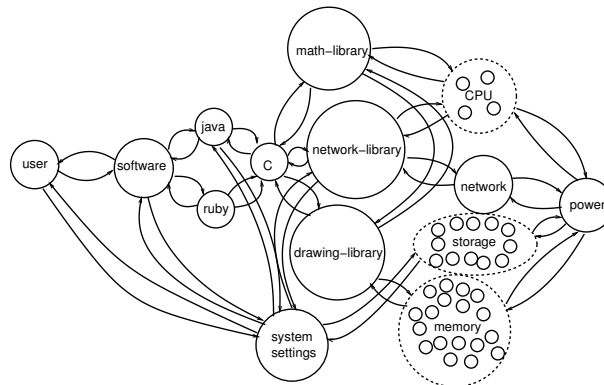


Figure 45: A semantic spacetime of low entropy is an ecosystem of functional roles.

resources (see section 6.11). Thus a low entropy network has strong semantics, but is fragile dynamically, as each element’s uniqueness makes it a possible point of fracture in the integrity of the whole. Adjacency combined with semantic uniqueness implies dependency. For this reason, low entropy implies ‘meaningful’ as well as dynamically fragile or potentially unstable.

Human organizations, shopping malls, organizational maps, electronic circuitry, and computer flowchart algorithms are all examples of low entropy structures, because a change at a single spatial element would alter the perceived semantics of its observable purpose measurably. See figure 45.

Databases also typically have low entropy, because each data record has unique content. The coordinatization of databases is interesting as it blends dynamical and semantic strategies. A simple numbering of elements using an integer primary key is simple and reliable, but has no interpretation. One therefore imposes a tabular matroid that has coordinates based not only on an integer number, but also the individual promises of content being represented: e.g.

$$(key, name, address, occupation) \tag{135}$$

Some guiding principles for modelling and coordinatizing semantic data have been developed in the guise of the so-called *normal forms* [21, 33], which attempt to avoid the many-worlds problem of inconsistent branches. Normal forms constrain the similarity and redundancy of coded information within spatial elements of the database (tables or records). The normal forms are thus entropy constraining patterns.

A database or space is in the *first normal form* if all of the elements have the same size, shape and make the same type of promises. Thus, one effectively ignores the uniqueness of the data (or the bodies of the promises), paying attention to the similarity of form only, like the template shown in (135). This is similar to the idea of indexing, but without a separate map.

A first normal form might include repeated patterns, which are orthogonal degrees of freedom forming a natural subspace, like say the addresses of persons. Semantically, one would like to extract any redundancy to make a single point of change, because as a human tool, we don’t want to have to update the same information in more than one place. This could lead to inconsistencies. Information inside one agent is in a separate ‘world’ to that of another, meaning that there is no causal connection between the information. To assure the causality of a change of address, one could factor it out as a dependency.



Figure 46: Normalization is factoring out a common dependence. It increases semantic focus at the expense of dynamical fragility.

For instance, several people can live at the same address, so one could extract the address as an independent class of agents (role) so that the promise that a person lives at an address is independent of the address's details. This makes it more reliable and potentially less work to make a change of address to one or more agents.

There are several more extended normal forms, which attempt to go even further and separate out hidden dependences. From a spacetime perspective, normal forms therefore turn agents into super-agent clusters. From a promise theory perspective, they encourage the separation of agency, and the avoidance of diverging worlds, at the expense of increased complexity. As the number of agencies is increased, the number of promises required to bind them in association grows as the square of the number.

The many worlds problem can easily be overstated. It is fundamentally about managing causality during change, and reliance on dependency helps to make consistency inevitable. This is particularly important because database change was originally expected to be entered by human operators, prone to errors during repetitive tasks. In data warehousing, conversely, duplication of information is not a problem, as the database is populated by machinery from an independent source. This duplication can be done without human error. Similarly, in database replication for backup and disaster recovery, duplication is actually an intended strategy because of the fragility problem discussed above.

The many worlds problem haunts simple cloning of data, nonetheless, by re-introducing the possibility that inconsistent promises might be observed by agents working concurrently with the process of duplication. Since a cloning is a change of promises in space, it is also a change of time, so duplication cannot be an atomic operation, without active concealment. At best copying can be gestated in isolation, typically by mutex locking or temporary partitioning of space, so that time is perceived as stopped for observers for the duration of the process. See also the branching discussion in section 6.13.

6.11 High-entropy load-sharing spaces and de-coordinatization

Repetitive network structures are found in many redundant systems, including biological tissues, physical materials, and artificial communications networks. Unlike the low entropy ecosystems, the high entropy regularity serves an effective equivalence relation, based on low individual significance. With low significance comes higher resilience. No point in such a network has any particular identity, and thus the items are interchangeable, and the spatial structure is resilient to point disruptions.

The point, in practical terms, is that we don't need to identify specific agents; finding one that is 'good enough' is sufficient to quench a need. This return to translational invariance and high entropy distributions suggests that coordinates are of less significance. It might even be seen as a goal, from a technology perspective, to do away with them altogether, even though humans habitually name things we work with, as part of forming a working relationship with them.

It is tempting to think that algorithms of information science, like hashing functions, sorting trees, and so on, might remove the need for coordinates by using the essence of their structure to locate particular regions.

- Hashing functions assign a unique integer to every unique data pattern.
- Sorting trees (like a coin counter) let data percolate left or right depending on a criterion (e.g. size, alphabetic value, etc).

However, these algorithms merely transduce semantic names into spatial processes faithfully. They only work if there is a coordinate system to use as a pointer. They shift part of the coordinate problem into the names themselves, like a code book (which is, of course, itself an index). A token string gets converted into a numbered location by mapping using a total function, somewhat like assigning hotel visitors room numbers. This is not an elimination of coordinates, but rather a spatial representation of semantics via a transformation function. It is a form of possibly irregular auto-indexing (see work on Batcher-Banyan networks [34]).

One might completely eliminate identity from a spacetime, and still interact with it. It would be like interacting with empty space; some material promises are needed to grasp onto. To eliminate all identity would be to eliminate all information, and hence all structure from spacetime, leaving only boundary conditions, which are a form of identity. There must be a source of information somewhere to associate material promises with specific locations, data with records, examples with concepts, else how could they come together (e.g. the name of a body entering the featureless space)?

The question becomes about how semantics are interpreted from dynamical patterns. A few possibilities could be explored:

- Spacetime is fundamentally ordered as a lattice with long range order, or hierarchy. Then a small tuple with coordinate numbering suffices to impose a map of locations. Within such a regime, we need to place ‘tenants’ at locations:
 - We use the data in the body of a promise to compute and impose the location (spatially ordered). In this case the information lies in the coding (name) of the change events which describe time. The source of this information is unknown, but it can be observed.
 - We stack items ‘first come first served’ (FCFS) (time ordered imposition).
- Spacetime is disordered, and something is mixing the gaseous mixture so that interaction might be perceived as a random collision. Now the source of the mixing information is unknown.

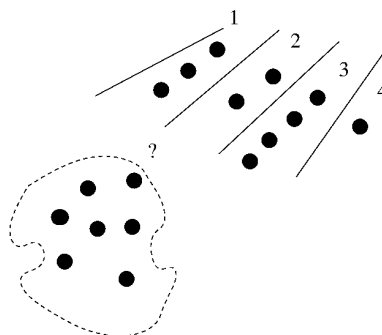


Figure 47: A dispatcher is an indexing code book for mapping promises to locations.

For example, consider a biological tissue as a homogeneous, high entropy space of cellular agents. Blood, hormones and other biochemical signals diffuse through the tissue with a chance of absorption,

to distribute the interaction load across the bulk. In order for this to work, batches of incoming promises (e.g. blood) have to be finely grained so that they can be shared and bind to individual receptors.

Another example of load assignment could be queueing lanes in a supermarket or airport check-in counter. Servers are chosen by customers on the basis of visual feedback of who is free, or by using a single incoming funnel queue and dispatch process. The agent selecting locations for the incoming customers promises to show queue lengths to customers, which in turn promise to use the information to self-organize. The decision can be represented by a dispatcher, which represents the algorithm for the decision (see figure 47). In technology one often uses a ‘load balancer’ dispatch agent as a specialist semantic component. This breaks the symmetry of the uniform load-bearing space with a singular point. It has high semantic value, so it is easily understood, but it has low dynamical integrity so it is a bottleneck and single point of failure.

A similar idea is a round-robin dispatcher, which counts the state of the next server to allocate, modulo the total number of servers. A round-robin algorithm is a trivial hashing function that always indexes new arrivals to the next queue, like going around a clock. In either case, this is not a Markov process. It requires memory to implement: memory which must be encoded into space too. Thus, the spatial world is used as the memory for coordinating the process.

These examples are forms of collective *stigmergic cooperation*, in which the shared state of the process is written or encoded into the environment itself as part of the total state. Ants and other insects use this approach to cooperate, with pheromone trails. The partitioning of regions of space for different purposes becomes part of the general functional semantics of the space. The processes described require memory and a minimal identity to cooperate, whether to maintain an order (as in FCFS) or a stigmergic trail.

An example of a technology, with a more sophisticated spacetime of medium-to-high entropy, and which uses physical structure to navigate, comes from the world of datacentres and resources. Network architectures are designed to hard-code navigational properties (analogous to spanning trees). However, they are designed with functional semantics that ignore their symmetries as spaces. When drawing designs, the flatness of a printed page leads engineers to draw networking structures in two dimensions, whereas a natural coordinatization would be three dimensional.

Consider the tree-like structure in figure 48, which has been used in some cluster communications networks. In two dimensions, it appears to be a slightly muddled tree. However, if we re-draw it in

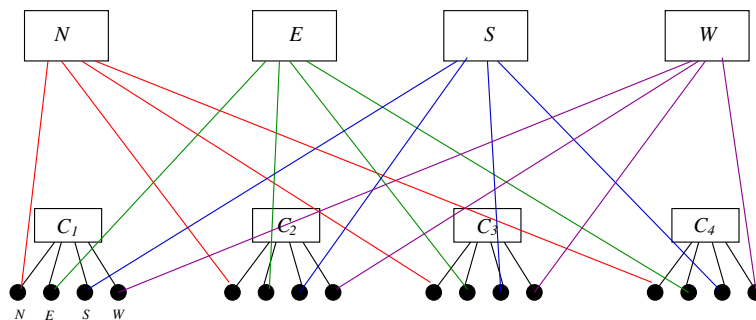


Figure 48: A Body Centred Cubic (BCC) lattice. Regularity allows us to exploit symmetries.

three dimensions, it turns out to be a very well known structure in material science: a body-centred cubic lattice, similar (but not quite identical) to that of Iron (see Figure 49).

Another example is the non-blocking networks, as invented for telephony, which are now equally important in modern datacentres, because they create regular load-sharing patterns that are extensible. Consider the pattern in figure 50.

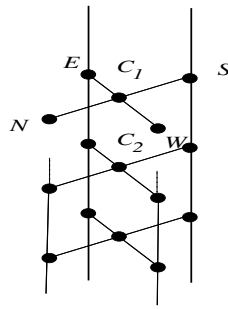


Figure 49: The BCC lattice in three dimensions.

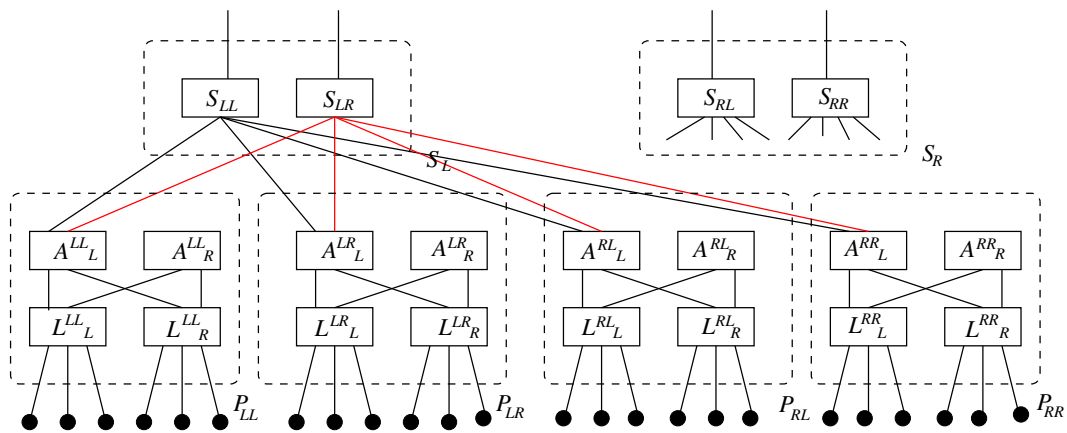


Figure 50: A simple 2x2 redundant Clos non-blocking network or fat tree network. Half the top links to the right hand nodes of the second level are missing for clarity.

The same argument applies here. The inability to choose a natural spacetime-motivated coordinate system, in three dimensions, leads to the complexity of real and current datacentre designs. Racks and servers are mounted in a three dimensional cubic lattice structure, because this is how we design humans spaces, but the network devices are connected in a three-dimensional tree-like form (Figure 50), with a radial symmetry. The amount of criss-crossed and folded cabling required to perform this unholy union leads to mind-boggling cabling complexity inside datacentres today.

Could this be avoided? The simpler cubic lattice suggests that we might have our cake and eat it. In fact, the more robust Clos network can also be redrawn in a simpler geometry. If one looks at Figure 50, any mathematician would immediately notice a regular radial symmetry. Indeed, if we begin to unravel the topology by re-drawing and un-twisting the connections, in three dimensions, a surprising thing happens.

The first step is shown in Figure 51. Instead of thinking about the network as a hierarchy from top to bottom, and use the symmetry of the structure to avoid crossing cables. The remaining cables at top and bottom, which seem to cross, do so because we are projecting a three dimensional structure into two dimensions. If we bend the middle layers into a torus (doughnut) by rotating them 90 degrees and arrange the outgoing connections, then we can unfold the entire structure as a toroidal geometry as shown in Figure 52.

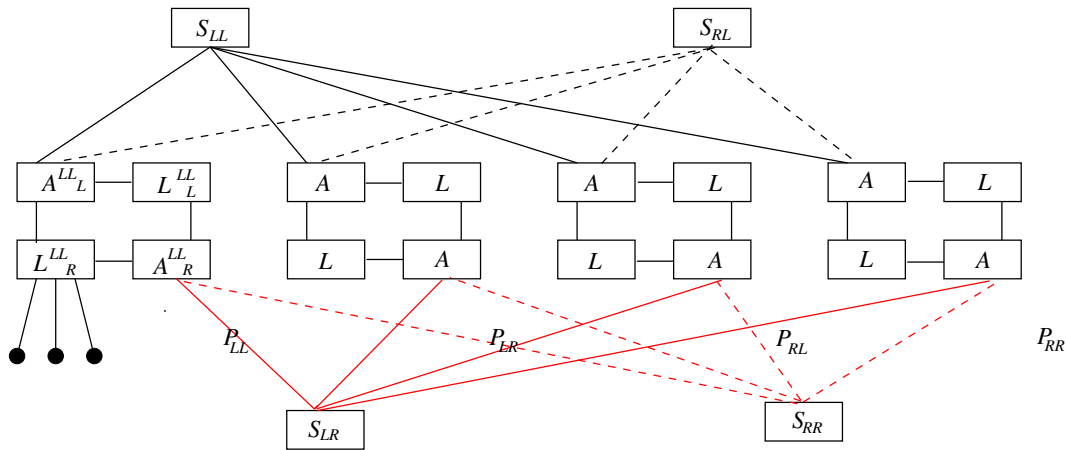


Figure 51: Re-drawing the 2x2 Clos network, still in two dimensions.

The advantage of a radial design is that all nodes can reach on another by line-of-sight connections, or perhaps with a simple mirror to reflect back inside the inner annulus, thus avoiding the need for expensive folding of fibre-optic waveguides (which need replacing as they grow brittle). Lasers could connect separate units directly. Perhaps such datacentres will be built in the future.

If the leaf nodes are functionally distinguishable (low entropy), the only interesting identity to assign names to is the port number, or leaf address, but for practical fault finding it might be useful to encode part of the path or story for a host. A triplet such as (Spine, rack, node) would serve both needs.

If leaves could be interchangeable (high entropy), then no coordinate labels at all would be strictly necessary, just as one has no need to label the atoms in a sheet of metal. The technological challenge then is to distribute the load without imposing a technology based on an unnatural and unnecessary set of identities. Self-routing fabrics, are one example of this [34].

6.12 Coordinatizing multi-phase space (a ubiquitous Internet of Things)

If some agents are fixed and some are mobile or fluid in their adjacencies, this presents a conundrum for the spanning sets. There are two choices: either one fixes the coordinates of the gaseous agents and de-couples the naming from the adjacency, or one redefines the coordinate matroids continuously along with the flow of the mobile agents.

There does not seem to be a precedent for this kind of labelling. It would seem natural to put mobile agents in an entirely orthogonal set of dimensions so that their wanderings in the other dimensions can take place without affecting their numbering in the gaseous phase. This wandering from fixed location to fixed location is sometimes called ‘homing’. The mobile agents enter orbit around their home worlds. If configurations are distinguishable in the gaseous phase, then this generates a passing of time, in the sense already described. This can only happen by changing their internal (scalar) properties.

A practical consequence of the spatial labelling, for knowledge spaces, lies in how we find agents quickly. Without any symmetry to guide the finding of locations, searching a space is a case of exploratory mapping.

A map, directory or index is area of space, which promises to associate names with coordinates. To be useful, it should be significantly smaller than the space it maps, so that searching the map or index is less costly than searching the space itself.

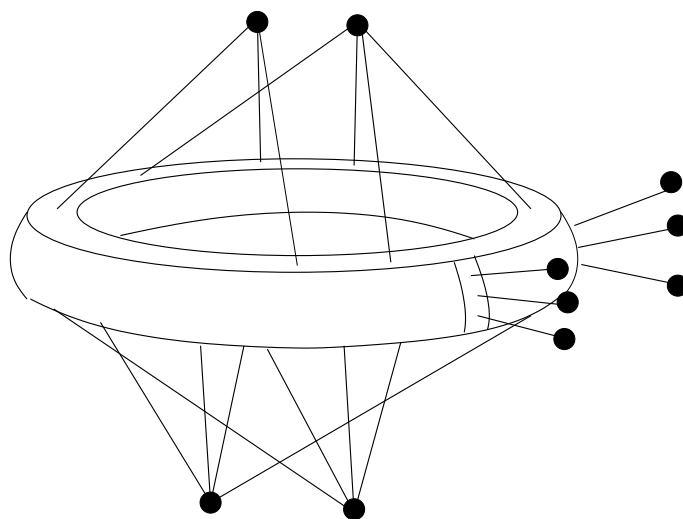


Figure 52: The Clos network can now be unfolded into a radial geometry with line-of-sight connections that could be maintained by direct fibre-free laser optics.

$$\text{index}_i = (\text{name}_i, \text{coordinate}_i) \quad (136)$$

Indices are only effective if the list of significant names is less than or equal to the list of spatial locations. In the worst case, any space may be considered an index for itself. This is what we mean by coordinates. The more we aggregate structures, and assign them non-unique names, the more we can compress spatial structure into coarse-grained locations.

In a two-phase space, the only thing that has to change is the addition of extra dimensions that do not possess long range order.

6.13 Proper time, branching, and many worlds

The voluntary partitioning of space into semantically independent regions, whether by boundary or voluntary abstention, is one of the tools we use most often in technology, and nature itself has found this to be a stable strategy in dynamical processes.

Branching processes are processes in which a space partitions into two or more disjoint sets, which then live out causally separate histories. Sometimes, the separate entities might continue to interact as with one another, or they might part company forever, recombine, or remain weakly coupled. Examples include:

- Cell mitosis (cell division) in biology,
- Process forking or cloning in computer operating systems.
- Worms and simple life-forms subjected to the guillotine.
- Code version branching in software engineering
- Involuntary loss of connectivity in a network due to breakage.

Once separated, the version history of each region is a separate bundle of world lines which can evolve in independent ways, with their own private space and time. They become separate worlds, in the Leibniz, Kripke, Everett sense.

Nothing guarantees that each world timeline will be unique. Coincidentally, two branches might actually end up in the same state, in which case they form indistinguishable worlds, but this is unknowable to any branch²⁸. Two versions that are indistinguishable in the same timeline represent the same time.

Once separated, each region is its own proper time clock. This is true whether it occurs by voluntarily limiting its perception into non-overlapping regions, or by physical separation. Thus each agent measures time according to the information it receives.

As observers' worlds diverge, the space they see has to grow in order to maintain time in their branched world. In the ultimate case where space completely partitions into a scenario of singular agents each in their own world, time must stop in each branch, because the branching reduces the number of states that can represent change. A perfect static equilibrium between agents would arise. Similarly, when a promise has been kept, and no change of state can be registered due to convergence, there are no changes of state by which to experience time. Thus promised process narratives are the black holes of semantic space: singularities from which timelines come to a static equilibrium (an operator fixed point).

There is a simple relationship between many worlds and the breakage of networks into partitions that cannot communicate²⁹, though these breakages lead to merging of worlds with associated collisions of intent. The same thing happens in software versioning systems. Software versions are not truly separate worlds, merely embedded channels within a larger world which contains independent clocks. As swimming lanes, embedded in a larger space, they are just voluntarily longitudinal super agents, observable by external agencies. This is why they can be indexed and why versions can be separated from clock time.

Knowledge spaces, which are facsimiles of other processes, change connections more dynamically than spaces with few semantics, as they encode memories. They are often fed continuously with new information, as representation of an independent, external process. Each change or addition leads to a new *version* of the knowledge, or a new *proper time* in the knowledge spacetime, but time is not usually a measure of interest, except to know that it occurs. Knowledge spaces *are* indices, if only of themselves.

The branching phenomenon can also happen at the meta-level of the maintainer of the knowledge space. If one information base is cloned and then each part develops in isolation, they will evolve away from one another, as different species.

7 Closing remarks

This now quite lengthy review of ideas about spacetime attempts to compare and contrast differing views, focusing on interpretational semantics. Although, many pages were needed to sketch out these ideas, they only scratch the surface of application to the worlds we inhabit and create.

The concepts of space and time used in these notes might seem irritatingly contrary to convention from the standpoint of physics, yet they are in fact very ordinary, and seem entirely natural for closed discrete systems. Quite possibly, one could construct a continuum limit, for large number, to obtain results of the kind we are more used to in natural science. If that is the case, intentionality must disappear in the continuum limit.

Some of the key ideas were:

- Agency plays a role in interpreting spacetime.
- Semantics (identity and its dynamical prominence) play several roles in mapping out space and time.

²⁸There is no reason to suppose the usual science fictional account in which many worlds branches all represent distinct realities.

²⁹The divergence of these worlds would also be interpreted as inconsistencies, in the sense of Paxos or the CAP conjecture.

- Dynamics (magnitude and semantic interpretation) are heavily constrained by semantics of observers.
- Coordinate systems (matroids) can be introduced for all topologies, to interpret space.
- A discrete space with non-trivial semantics must be able to exist in different phases (gas, molecular, and solid).
- the fidelity of transmitted information cannot be guaranteed in a space with non-trivial semantics.
- The ability to define motion and speed is not to be taken for granted in a discrete transition system.
- Branching into causally independent worlds has to be taken seriously both in natural science, and especially in artificial spaces.

With this review of concepts for reference, one may now proceed to apply the ideas more rigorously to the study of intentional spaces, such as information systems for the modern world.

Acknowledgement

I am grateful to Paul Borrill for interesting discussions on the nature of time.

References

- [1] T. Regge. General relativity without coordinates. *Nuovo Cimento*, 19(3):558571, 1961.
- [2] S. Weinberg. *Gravitation and cosmology: principles and applications of the general theory of relativity*. Wiley, 1972.
- [3] D.H. Foster. Fuzzy topological groups. *J. Math. Analysis and Applications*, 67(2):549–564, 1979.
- [4] J. Bjelland, M. Burgess, G. Canright, and K. Eng-Monsen. Eigenvectors of directed graphs and importance scores: dominance, t-rank, and sink remedies. *Data Mining and Knowledge Discovery*, 20(1):98–151, 2010.
- [5] C.E. Shannon and W. Weaver. *The mathematical theory of communication*. University of Illinois Press, Urbana, 1949.
- [6] M. Burgess and A. Couch. On system rollback and totalized fields: An algebraic approach to system change. *J. Log. Algebr. Program.*, 80(8):427–443, 2011.
- [7] Mark Burgess. *Analytical Network and System Administration — Managing Human-Computer Systems*. J. Wiley & Sons, Chichester, 2004.
- [8] M. Burgess. On the theory of system administration. *Science of Computer Programming*, 49:1, 2003.
- [9] R.S. Varga. *Matrix Iterative Analysis*. Prentice Hall, Englewood Cliffs, New Jersey, 1962.
- [10] H. Minc. *Nonnegative Matrices*. Wiley Interscience, New York, 1987.
- [11] M. Burgess and G. Canright. Scaling behaviour of peer configuration in logically ad hoc networks. *IEEE eTransactions on Network and Service Management*, 1:1, 2004.

- [12] H. Lewis and C. Papadimitriou. *Elements of the Theory of Computation, Second edition*. Prentice Hall, New York, 1997.
- [13] Logic. Mathematical logic around the world. <http://www.uni-bonn.de/logic/world.html>.
- [14] N.K. Jerne. The generative grammar of the immune system. *Nobel lecture*, 1964.
- [15] D. Watt. *Programming language syntax and semantics*. Prentice Hall, New York, 1991.
- [16] D. Hofstadter. *Gödel, Escher, Bach: an eternal golden braid*. Penguin books., Middlesex, England, 1979/1981.
- [17] R. Milner. *The space and motion of communicating agents*. Cambridge, 2009.
- [18] Mark Burgess. An approach to understanding policy based on autonomy and voluntary cooperation. In *IFIP/IEEE 16th international workshop on distributed systems operations and management (DSOM)*, in LNCS 3775, pages 97–108, 2005.
- [19] J.A. Bergstra and M. Burgess. *Promise Theory: Principles and Applications*. χ tAxis Press, 2014.
- [20] Mark Burgess. *In Search of Certainty - The Science of Our Information Infrastructure*. χ tAxis Press, November 2013.
- [21] C.J. Date. *Introduction to Database Systems (7th edition)*. Addison Wesley, Reading, MA, 1999.
- [22] J. Schwinger. Theory of quantized fields i. *Physical Review*, 82:914, 1951.
- [23] J. Schwinger. Theory of quantized fields ii. *Physical Review*, 91:713, 1953.
- [24] Paul Borrill, Mark Burgess, Todd Craw, and Mike Dvorkin. A promise theory perspective on data networks. *CoRR*, abs/1405.2627, 2014.
- [25] S. Weinberg. *Lectures on Quantum Mechanics*. Cambridge University Press, 2012.
- [26] R.P. Feynman. Space-time approach to quantum electrodynamics. *Physical Review*, 76:769, 1949.
- [27] F.J. Dyson. The radiation theories of tomonaga, schwinger and feynman. *Physical Review*, 75:486, 1949.
- [28] K. Erk. Supporting inferences in semantic space: representing words as regions. In *Proceedings of the 8th Conference on Computational Semantics*, pages 104–115, 2009.
- [29] Mark Burgess. Knowledge management and promises. *Lecture Notes on Computer Science*, 5637:95–107, 2009.
- [30] AlexanderG. Huth, Shinji Nishimoto, AnT. Vu, and JackL. Gallant. A continuous semantic space describes the representation of thousands of object and action categories across the human brain. *Neuron*, 76(6):1210 – 1224, 2012.
- [31] M. Burgess. *New Research on Knowledge Management Models and Methods.*, chapter What’s wrong with knowledge management? The emergence of ontology. Number ISBN 979-953-307-226-4. InTech, 2012.
- [32] A. Couch and M. Burgess. Compass and direction in topic maps. (*Oslo University College preprint*), 2009.

- [33] M. Burgess. *Analytical Network and System Administration — Managing Human-Computer Systems*. J. Wiley & Sons, Chichester, 2004.
- [34] M.J. Narasimha. The batcher-banyan self-routing network: universality and simplification. *Communications, IEEE Transactions on*, 36(10):1175–1178, Oct 1988.

A Graph bases and coordinatized dimensions

It is instructive to see examples of how to specify the dimensional elements in a graph, using the notion of matroids or independent sets. This puts the description of graphs on a par with that of lattices and manifolds.

Consider the graph shown in fig. 53. We may use this as a simple example. The graph has a self loop and a tree structure.

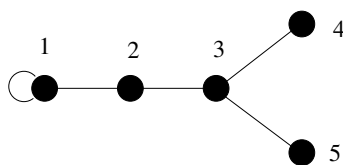


Figure 53: A small graph - but how many dimensions does it have?

The adjacency matrix for this graph is:

$$A_{ij} = \begin{pmatrix} 1 & 1 & 0 & 0 & 0 \\ 1 & 0 & 1 & 0 & 0 \\ 0 & 1 & 0 & 1 & 1 \\ 0 & 0 & 1 & 0 & 0 \\ 0 & 0 & 1 & 0 & 0 \end{pmatrix} \quad (137)$$

This can be decomposed into a number of generators of spanning sets. If we choose rank r , then

$$A_{ij} = \sum_{a=1}^r I_a. \quad (138)$$

A.1 Example 1

For example consider the matroid basis shown in fig. 54. This may be written as independent link sets as a linear decomposition of the adjacency matrix with three independent sets to span the space.

$$A = I_1 + I_2 + I_3 \quad (139)$$

$$A_{ij} = \begin{pmatrix} 1 & 0 & 0 & 0 & 0 \\ 0 & 0 & 0 & 0 & 0 \\ 0 & 0 & 0 & 0 & 0 \\ 0 & 0 & 0 & 0 & 0 \\ 0 & 0 & 0 & 0 & 0 \end{pmatrix} + \begin{pmatrix} 0 & \frac{1}{2} & 0 & 0 & 0 \\ \frac{1}{2} & 0 & \frac{1}{2} & 0 & 0 \\ 0 & \frac{1}{2} & 0 & 1 & 0 \\ 0 & 0 & 1 & 0 & 0 \\ 0 & 0 & 0 & 0 & 0 \end{pmatrix} + \begin{pmatrix} 0 & \frac{1}{2} & 0 & 0 & 0 \\ \frac{1}{2} & 0 & \frac{1}{2} & 0 & 0 \\ 0 & \frac{1}{2} & 0 & 0 & 0 \\ 0 & 0 & 0 & 0 & 1 \\ 0 & 0 & 0 & 1 & 0 \end{pmatrix} \quad (140)$$

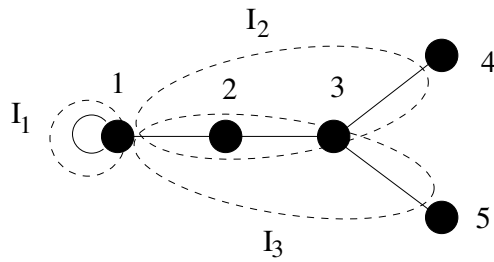


Figure 54: A 3 dimensional spanning basis.

The fractional factors show that the basis is not orthogonal (i.e. disjoint). The spanning sets do overlap. Interpreting the spanning sets as the imposed dimensionality, and grouping related points together, we obtain tuples.

$$v_1 = (1, 1, 1) \tag{141}$$

$$v_2 = (0, 1, 1) \tag{142}$$

$$v_3 = (0, 2, 2) \tag{143}$$

$$v_4 = (0, 3, 0) \tag{144}$$

$$v_5 = (0, 0, 3) \tag{145}$$

As the regions overlap and contain multiple points, The three points lying along directions I_2 and I_3 are labelled simply with coordinates 1,2,3 as consecutive elements. This ordering is arbitrary, of course, but can be motivated by the action of the adjacency sets as translation generators to generate the ordering. The names of the node in the graph need not match (they belong to a global namespace).

Notice also that I wrote a value of 0 in the spirit of a linear interpretation, meaning ‘does not depend on this direction’, but this is an arbitrary choice of ordinal that symbolizes that we are beyond the edge of the space in this direction. One could easily write b for ‘boundary’ or ‘nw’ for nowhere. I like the way this enforced dimensionalization shows how the appropriateness of the concept of dimensionality is more closely related to regular symmetry than to connectivity or the availability of a sense of *direction*. Put another way, the semantics of direction may be freely chosen, but not without the cost of some weirdness relative to a regular lattice world.

If we add an edge to the graph as in fig. 55, so that we create a non-trivial cycle, then nothing changes in the coordinates: all the nodes as still in the same place. All we’ve done is to change the underlying topology. This shows that coordinates and topology are separate descriptions that do not necessarily

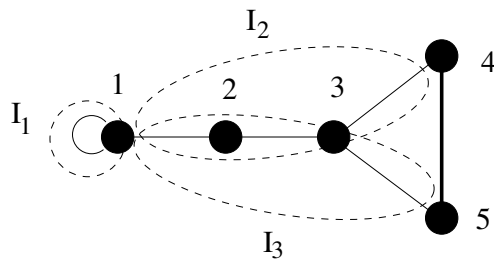


Figure 55: Adding an edge to make a cycle does not change the basis, as loops cannot be included.

reflect one another, except in cases of assumed symmetry.

A.2 Example2

Next consider fig. 56 This may be written as independent link sets as a linear decomposition of the

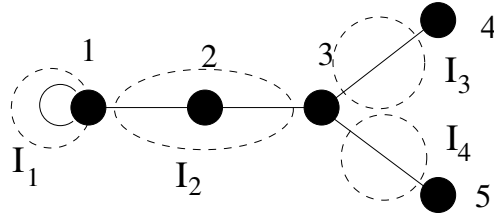


Figure 56: A 4 dimensional spanning basis.

adjacency matrix:

$$A = I_1 + I_2 + I_3 + I_4 \quad (146)$$

$$A_{ij} = \begin{pmatrix} 1 & 0 & 0 & 0 & 0 \\ 0 & 0 & 0 & 0 & 0 \\ 0 & 0 & 0 & 0 & 0 \\ 0 & 0 & 0 & 0 & 0 \\ 0 & 0 & 0 & 0 & 0 \end{pmatrix} + \begin{pmatrix} 0 & 1 & 0 & 0 & 0 \\ 1 & 0 & 1 & 0 & 0 \\ 0 & 1 & 0 & 0 & 0 \\ 0 & 0 & 0 & 0 & 0 \\ 0 & 0 & 0 & 0 & 0 \end{pmatrix} + \begin{pmatrix} 0 & 0 & 0 & 0 & 0 \\ 0 & 0 & 0 & 0 & 0 \\ 0 & 0 & 0 & 1 & 0 \\ 0 & 0 & 1 & 0 & 0 \\ 0 & 0 & 0 & 0 & 0 \end{pmatrix} + \begin{pmatrix} 1 & 0 & 0 & 0 & 0 \\ 0 & 0 & 0 & 0 & 0 \\ 0 & 0 & 0 & 0 & 0 \\ 0 & 0 & 0 & 0 & 1 \\ 0 & 0 & 0 & 1 & 0 \end{pmatrix} \quad (147)$$

In this basis of dimension 4 (which we observe subtly is labelled by links not nodes), we write tuples for the vertices $v_1 \dots v_5$ as:

$$v_1 = (1, 1, 0, 0) \quad (148)$$

$$v_2 = (0, 1, 1, 0) \quad (149)$$

$$v_3 = (0, 1, 1, 1) \quad (150)$$

$$v_5 = (0, 0, 1, 0) \quad (151)$$

$$v_5 = (0, 0, 0, 1) \quad (152)$$

A.3 Example 3

In fig. 57 we see an alternative three dimensional matroid basis.

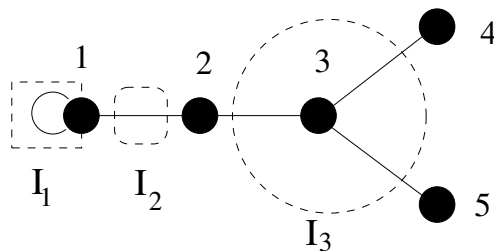


Figure 57: Alternative 3 dimensional spanning basis.

$$A_{ij} = \begin{pmatrix} 1 & 0 & 0 & 0 & 0 \\ 0 & 0 & 0 & 0 & 0 \\ 0 & 0 & 0 & 0 & 0 \\ 0 & 0 & 0 & 0 & 0 \\ 0 & 0 & 0 & 0 & 0 \end{pmatrix} + \begin{pmatrix} 0 & 1 & 0 & 0 & 0 \\ 1 & 0 & 0 & 0 & 0 \\ 0 & 0 & 0 & 0 & 0 \\ 0 & 0 & 0 & 0 & 0 \\ 0 & 0 & 0 & 0 & 0 \end{pmatrix} + \begin{pmatrix} 0 & 0 & 0 & 0 & 0 \\ 0 & 0 & 1 & 0 & 0 \\ 0 & 1 & 0 & 1 & 0 \\ 0 & 0 & 1 & 0 & 1 \\ 0 & 0 & 0 & 1 & 0 \end{pmatrix} \quad (153)$$

Interpreting the spanning sets again as the imposed dimensionality, and grouping related points together, we obtain tuples.

$$v_1 = (1, 0, 0) \quad (154)$$

$$v_2 = (0, 1, 1) \quad (155)$$

$$v_3 = (0, 0, 2) \quad (156)$$

$$v_4 = (0, 0, 3) \quad (157)$$

$$v_5 = (0, 0, 4) \quad (158)$$

Four of the vertices now exist inside the direction I_3 , whereas only one vertex is in each of I_1 and I_2 .

A.4 Artificiality of dimensions

It is instructive to take an extreme case of a linear graph and reinterpret it in a three dimensional basis. To build sufficient rank, we then need at least four vertices (see fig. 58).

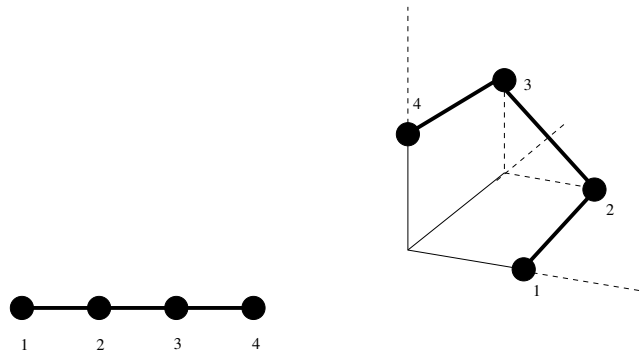


Figure 58: A line bent into three dimensions

Taking each link as a separate orthogonal direction, we obtain the coordinates of the four points to be:

$$v_1 = (1, 0, 0) \quad (159)$$

$$v_2 = (1, 1, 0) \quad (160)$$

$$v_3 = (0, 1, 1) \quad (161)$$

$$v_4 = (0, 0, 1) \quad (162)$$

$$(163)$$

Viewing these in a pseudo 3d lattice shows that the constraints simply turn this into a bent string. It is in the nature of graphs to be bounded, though this one is rather extreme. What's important to see is that the degrees of freedom are no longer related to the dimensionality, but rather to the connectivity constraints.

With such coordinatizations, the computation of distance no more convenient. There is no simple Pythagoras formula, or line of sight distance, because we cannot interpolate the existence of smooth continuous expanse.