

# Many-body forces in the equation of state of hyperonic matter

R.O. Gomes\*

*Instituto de Física, Universidade Federal do Rio Grande do Sul, Porto Alegre, RS 91501-970, Brazil and  
Frankfurt Institute for Advanced Studies, Goethe University, D-60438 Frankfurt am Main, Germany*

V.A. Dexheimer

*Department of Physics, Kent State University, Kent, OH 44242, USA*

S. Schramm

*Frankfurt Institute for Advanced Studies, Goethe University, D-60438 Frankfurt am Main, Germany*

C.A.Z. Vasconcellos

*Instituto de Física, Universidade Federal do Rio Grande do Sul, Porto Alegre, RS 91501-970, Brazil and  
ICRANet, Piazza della Repubblica 10, 65122 Pescara, Italy*

(Dated: October 2, 2018)

In this work we introduce an extended version of the formalism proposed originally by Taurines et al. that considers the effects of many-body forces simulated by non-linear self-couplings and meson-meson interaction contributions. In this extended version of the model, we assume that matter is at zero temperature, charge neutral and in beta-equilibrium, considering that the baryon octet interacts by the exchange of scalar-isoscalar ( $\sigma, \sigma^*$ ), vector-isoscalar ( $\omega, \phi$ ), vector-isovector ( $\rho$ ) and scalar-isovector ( $\delta$ ) meson fields. Using nuclear matter properties, we constrain the parameters of the model that describe the intensity of the indirectly density dependent baryon-meson couplings to a small range of possible values. We then investigate asymmetric hyperonic matter properties. We report that the formalism developed in this work is in agreement with experimental data and also allows for the existence of massive hyperon stars (with more than  $2M_\odot$ ) with small radii, compatible with astrophysical observations.

PACS numbers:

## I. INTRODUCTION

Neutron stars are formed when stars with initial masses of about  $8 - 20 M_\odot$  collapse in supernovae events. During this process, the outer layers of the star exert pressure upon the central region, increasing its density and, when the system reaches the drip line density, the nucleons inside the nuclei are released. After the mass shock wave bounces from the core, the outer parts of the star are released in an explosive reaction, leaving a dense core behind. Since the scale of Fermi energy present in nuclear processes in neutron stars is much higher than the thermal energy, these objects provide a unique scenario to study the behavior of nuclear matter at extreme conditions.

Experimental nuclear data together with neutron star observational measurements can and should be used to restrict the parameters of the models used to describe the equation of state (EoS) of neutron stars, not only at low but also at high densities. For example, ref. [1] showed that hypernuclear data impose constraints in the composition of hyperon stars (see also references cited in [1]). More specifically, observations of  $2M_\odot$  neutron stars [2, 3] constrain the EoS of neutron stars, in particu-

lar its stiffness in the high density regime. A theoretical study that calculates the radii of  $1.4M_\odot$  neutron stars also discusses the role played by matter above saturation density on neutron star properties [4]. Such compact stars are considered *canonical stars* because the most accurate mass measurement from the binary pulsar system PSR 1913+16, predicts masses of  $1.3867 \pm 0.0002 M_\odot$  and  $1.4414 \pm 0.0002 M_\odot$  [5, 6].

In the last decades, the determination of the EoS of nuclear matter at high densities has become one of the main goals of nuclear astrophysics. Although the fundamental physics has to be described in terms of quarks and gluons, at scales of energy where only the baryon degrees of freedom are relevant, the residuum of the strong interaction between quarks can be described by effective hadronic models. In a particular class of models, denominated *relativistic mean field (RMF)* models, the nuclear interaction is usually described by the exchange of scalar-isoscalar and vector-isoscalar mesons with minimal Yukawa coupling. These terms represent the attractive and repulsive components of the nuclear force in the long and short range regimes, respectively.

The first RMF model for nuclear matter was proposed in 1974 by Walecka et al. [7], introducing the description of nuclear matter in the exchange of scalar and vector mesons. This model, however, was not able to reproduce correctly the compressibility modulus of nuclear matter and the nucleon effective mass at saturation. As a consequence, several extensions of the model were developed

---

\*Electronic address: rosana.gomes@ufrgs.br

in order to overcome the problem.

Boguta and Bodmer proposed additional terms in the scalar sector by taking into account the non-linear third and fourth orders of the  $\sigma$  meson self-interaction terms. With this, they could simulate field-dependent correlations in the *in-medium* nucleon-nucleon interaction [8]. In later works, this same feature was extended to the  $\omega$  meson [9, 10] and the case with crossed scalar-vector interaction terms was also investigated [11, 12]. The meson-baryon coupling was also modified in other models, as an alternative to the minimal coupling proposed by Walecka. In particular, we mention the ZM models with a derivative coupling [13] and the density dependent meson-baryon coupling model proposed in ref. [14].

Since the characteristic time scale for the population of neutron stars is long compared to the typical weak-interaction time scale, strangeness is not conserved in their interiors, allowing for the appearance of hyperonic degrees of freedom. The topic of hyperons in neutron stars has been extensively discussed in the literature. In particular, the discussion relating new degrees of freedom to the softening of the EoS and, consequently, to the lowering of neutron stars maximum masses received renewed attention [15–20] due to the observations of massive neutron stars. However, as first shown in [21], this problem is avoided by the addition of the pair of strange mesons  $\sigma^*$  and  $\phi$  (associated, respectively, to  $f_0(975 \text{ MeV})$  and  $\phi(1020 \text{ MeV})$  [22]), where the latter one introduces a new repulsion to the interaction of hyperons. Although additional uncertainties concerning the hyperonic coupling are added to the formalism [4], in the presence of these additional mesons, several authors succeeded in describing massive hyperon stars using different models [23–34].

The formulation used in this work is based on the model proposed by Taurines et al in 2001 [35] as an attempt to unify the Walecka and ZM models in a general fashion. This formalism considers a parametric derivative coupling that simulates the many-body forces by including non-linear self-interaction and meson-meson interaction terms for the scalar mesons in the Lagrangian density of the theory. The meson-baryon couplings are implicitly density dependent and parametrized by a constant. The parametric coupling formalism reproduces successfully nuclear matter properties and has been applied to investigate different topics related to nuclear physics, such as the nuclear matter compressibility [36], hadron-quark phase transitions [37], kaon condensation [38], symmetry energy [39] and effects of magnetic fields on neutron stars [40, 41].

In this work, we present an extended version of the parametric model including the entire set of mesons relevant to the scale of energy and mean field approximation: scalar-isoscalar ( $\sigma, \sigma^*$ ), vector-isoscalar ( $\omega, \phi$ ), vector-isovector ( $\varrho$ ) and scalar-isovector ( $\delta$ ) meson fields. The  $\varrho$  and  $\delta$  mesons are very important for the description of neutron stars, as these are highly isopin asymmetric objects [42–44]. Also, the strange mesons  $\phi$  and  $\sigma^*$ , which are often disregarded, are important for the de-

scription of hyperon-hyperon interaction, and hence have an important impact on the description of neutrons stars.

The model presented in this paper is constrained by finding the parameterization that best describes symmetric nuclear matter properties (effective nucleon mass and the compressibility modulus at saturation density) and asymmetric matter properties (symmetry energy and its slope), for fixed values of saturation density and binding energy. We determine the hyperon-meson coupling constants for the vector mesons by the SU(6) symmetry relations and the scalar meson coupling by the fitting of hyperon potentials to experimental data. We analyze how nuclear matter properties, hyperon-nucleon and hyperon-hyperon interactions affect the predictions of the neutron star properties. Also, we identify the effects of the new mesonic degrees of freedom on these properties.

The paper is organized as follows: In Sec. II we present the many-body formalism introduced in the Lagrangian density and analyze its effects on the EoS and chemical equilibrium for the model; the nuclear matter properties at saturation density are calculated in Sec. III, when we set the parameters of the model; section IV is dedicated to the study of asymmetric matter; we discuss the astrophysical applications of the model in the description of hyperon stars concerning the meson fields and hyperon interactions in Sec. V and, finally, we present our conclusions in Sec. VI.

## II. MANY-BODY COUPLING RELATIVISTIC FIELD FORMALISM

### A. Formalism

As a conventional way of classifying and organizing interaction terms in effective field theory approaches, as well as to introduce a guideline for the strengths of the various couplings, we adopt the concept of naturalness. Naturalness is related to effective interactions field theories that can be truncated within a phenomenological domain of the theory. Of course, there is no general proof of naturalness property, since no one knows how to derive the effective strong interaction Lagrangian density from QCD. Nevertheless, the validity of naturalness is supported by phenomenology (see e.g. [45]).

The formalism developed in ref. [35] takes into account many-body contributions to the nuclear force by introducing the concept of naturalness and a parameterized derivative coupling for the mesons. In this extended version of the formalism, we introduce the new mesonic degrees of freedom  $\delta$ ,  $\sigma^*$  and  $\phi$ . The  $\delta$  meson is introduced in order to better describe the properties of asymmetric matter, while the strange mesons ( $\sigma^*$ ,  $\phi$ ) have important impact on hyperon interactions. The general Lagrangian density of the model is:

$$\begin{aligned}
\mathcal{L} = & \sum_b \bar{\psi}_b \left[ \gamma_\mu \left( i\partial^\mu - g_{\omega b}^* \omega^\mu - g_{\phi b \kappa}^* \phi^\mu - \frac{1}{2} g_{\delta b \eta}^* \boldsymbol{\tau} \cdot \boldsymbol{\varrho}^\mu \right) \right. \\
& \left. - \left( 1 + \frac{g_{\sigma b} \sigma + g_{\sigma^* b} \sigma^* + \frac{1}{2} g_{\delta b} \boldsymbol{\tau} \cdot \boldsymbol{\delta} \right)^{-\zeta} m_b \right] \psi_b \\
& + \left( \frac{1}{2} \partial_\mu \sigma \partial^\mu \sigma - m_\sigma^2 \sigma^2 \right) + \left( \frac{1}{2} \partial_\mu \sigma^* \partial^\mu \sigma^* - m_{\sigma^*}^2 \sigma^{*2} \right) \\
& + \frac{1}{2} \left( -\frac{1}{2} \omega_{\mu\nu} \omega^{\mu\nu} + m_\omega^2 \omega_\mu \omega^\mu \right) + \frac{1}{2} \left( -\frac{1}{2} \phi_{\mu\nu} \phi^{\mu\nu} + m_\phi^2 \phi_\mu \phi^\mu \right) \\
& + \frac{1}{2} \left( -\frac{1}{2} \boldsymbol{\varrho}_{\mu\nu} \cdot \boldsymbol{\varrho}^{\mu\nu} + m_\varrho^2 \boldsymbol{\varrho}_\mu \cdot \boldsymbol{\varrho}^\mu \right) + \left( \frac{1}{2} \partial_\mu \boldsymbol{\delta} \cdot \partial^\mu \boldsymbol{\delta} - m_\delta^2 \boldsymbol{\delta}^2 \right) \\
& + \sum_l \bar{\psi}_l \gamma_\mu (i\partial^\mu - m_l) \psi_l.
\end{aligned} \tag{1}$$

The subscripts  $b$  and  $l$  label, respectively, the baryon octet ( $n, p, \Lambda^0, \Sigma^-, \Sigma^0, \Sigma^+, \Xi^-, \Xi^0$ ) and lepton ( $e^-, \mu^-$ ) degrees of freedom. The first and last terms represent the Dirac Lagrangian density for baryons and leptons, respectively. The other terms represent the Lagrangian densities of the mesons, where we assume a Klein-Gordon Lagrangian density for the scalar  $\sigma, \delta$  and  $\sigma^*$  fields and a Proca Lagrangian density for the vector  $\omega, \varrho$  and  $\phi$  fields. The meson-baryon coupling is introduced by the coupling constants present in the first term of Equation 1. The operators  $\boldsymbol{\tau} = (\tau_1, \tau_2, \tau_3)$  denote the Pauli isospin matrices. We allow the system to be isospin asymmetric by coupling the  $\delta$  and  $\varrho$  fields to the isospin-dependent scalar ( $\rho_s = \bar{\psi} \boldsymbol{\tau} \psi$ ) and vector densities ( $\rho_b = \psi^\dagger \boldsymbol{\tau} \psi$ ). The baryons, leptons and mesons properties are found in Tables (I) and (II).

TABLE I: Baryon and lepton properties. The rows indicate different particles and  $I^3, q_b, q_e$  and  $s$  stand for the isospin projection in the  $z$ -direction, baryon charge, electric charge and strangeness, respectively.

Particle	Mass (MeV)	$I^3$	$q_b$	$q_e$	$s$
$p$	939.6	1/2	1	+1	0
$n$	938.3	-1/2	1	0	0
$\Lambda$	1116	0	1	0	-1
$\Sigma^+$	1189	+1	1	+1	-1
$\Sigma^0$	1193	0	1	0	-1
$\Sigma^-$	1197	-1	1	-1	-1
$\Xi^0$	1315	+1/2	1	0	-2
$\Xi^-$	1321	-1/2	1	-1	-2
$e^-$	0.511	0	0	-1	0
$\mu^-$	105.7	0	0	-1	0

The general definition of the meson-baryon couplings are:

$$g_{\omega b \xi}^* \equiv m_{\xi b}^* g_{\omega b}, \quad g_{\phi b \kappa}^* \equiv m_{\kappa b}^* g_{\phi b}, \quad g_{\phi b \eta}^* \equiv m_{\eta b}^* g_{\phi b}, \tag{2}$$

where the parametric coefficient  $m_{\lambda b}^*$  introduces the non-

TABLE II: Meson fields properties considered in the formalism.

Meson	Particle	Classification	Coupling constant	Mass (MeV)
$\sigma$	$\sigma$	scalar-isoscalar	$g_{\sigma b}$	550
$\delta$	$a_0$	scalar-isovector	$g_{\delta b}$	980
$\omega_\mu$	$\omega$	vector-isoscalar	$g_{\omega b}$	782
$\boldsymbol{\varrho}_\mu$	$\rho$	vector-isovector	$g_{\varrho b}$	770
$\sigma^*$	$f_0$	scalar-isoscalar	$g_{\sigma^* b}$	975
$\phi_\mu$	$\phi$	vector-isoscalar	$g_{\phi b}$	1020

linear contributions:

$$m_{\lambda b}^* \equiv \left( 1 + \frac{g_{\sigma b} \sigma + g_{\sigma^* b} \sigma^* + \frac{1}{2} g_{\delta b} \boldsymbol{\tau} \cdot \boldsymbol{\delta}}{\lambda m_b} \right)^{-\lambda}, \tag{3}$$

for  $\lambda = \xi, \kappa, \eta, \zeta$ .

The main motivation for this formalism is to introduce a parameterized derivative coupling that can be expanded in a series of nonlinear couplings terms between the scalar  $\sigma, \sigma^*$  and  $\delta$  mesons. Each term of the expansion corresponds to a medium effect contribution from many-body forces. Ultimately, the complete series expansion, controlled by the  $\lambda = \xi, \kappa, \eta, \zeta$  parameter, allows the description of genuine many-body forces, which are introduced as medium effects in the mean field approximation.

Each set of parameters generates different EoS's and population profiles and must be analyzed to cover the range of uncertainties of nuclear saturation properties. We emphasize that, since the meson fields change their values with density, the scalar mesons coupling constants present a density dependence through the coupling of the fields. Note, however, that such approach is thermodynamically consistent.

As a first approach, we consider the so-called *scalar version* of the model, in which the nonlinear contributions affect only the scalar mesons, i.e.,  $\xi = 0, \kappa = 0, \eta = 0, \zeta \neq 0$ . See ref. [45] for a discussion of other possible parameterization choices.

The effective mass of baryons in this model reads:

$$\begin{aligned}
m_{b\zeta}^* &= m_{\zeta b}^* m_b \\
&\equiv \left( 1 + \frac{g_{\sigma b} \sigma + g_{\sigma^* b} \sigma^* + \frac{1}{2} g_{\delta b} \boldsymbol{\tau} \cdot \boldsymbol{\delta}}{\zeta m_b} \right)^{-\zeta} m_b,
\end{aligned} \tag{4}$$

where one can see the influence of the nonlinear contributions of scalar mesons, controlled through the parameter  $\zeta$ . Furthermore, as the effective mass of baryons depends on the  $\zeta$ -parameter, the chemical potential of the interacting particles is also affected by many-body forces as:

$$\mu_b^* = \sqrt{k_{fb}^2 + (m_{b\zeta}^*)^2} + g_{\omega b} \omega_0 + g_{\delta b} I_{3b} \varrho_{03} + g_{\phi b} \phi_0, \tag{5}$$

where  $k_{fb}$  is the baryon Fermi momentum and  $I_{3b}$  is the baryon isospin projection in the  $z$ -direction.

The mean field equations, calculated from the Lagrangian density in the mean field approximation, read:

$$\begin{aligned}
\sigma_0 &= \frac{1}{m_\sigma^2} \sum_b \left[ g_{\sigma b} (m_{\zeta b}^*) \right. \\
&\quad \left. - \frac{g_{\sigma b}}{m_b} (m_{\zeta b}^*)^{\frac{\zeta+1}{\zeta}} (g_{\sigma b} \sigma_0 + g_{\delta b} \delta_0^3 I^{3b} + g_{\sigma^* b} \sigma_0^*) \right] \rho_{sb}, \\
\omega_0 &= \frac{1}{m_\omega^2} \sum_b g_{\omega b} \rho_b, \\
\varrho_0^3 &= \frac{1}{m_\varrho^2} \sum_B g_{\varrho b} I^{3b} \rho_b, \\
\delta_0^3 &= \frac{1}{m_\delta^2} \sum_b \left[ g_{\delta b} (m_{\zeta b}^*) \right. \\
&\quad \left. - \frac{g_{\delta b}}{m_b} (m_{\zeta b}^*)^{\frac{\zeta+1}{\zeta}} (g_{\sigma b} \sigma_0 + g_{\delta b} \delta_0^3 I^{3b} + g_{\sigma^* b} \sigma_0^*) \right] I^{3b} \rho_{sb}, \\
\phi_0 &= \frac{1}{m_\phi^2} \sum_b g_{\phi b} \rho_b, \\
\sigma_0^* &= \frac{1}{m_{\sigma^*}^2} \sum_b \left[ g_{\sigma^* b} (m_{\zeta b}^*) \right. \\
&\quad \left. - \frac{g_{\sigma^* b}}{m_b} (m_{\zeta b}^*)^{\frac{\zeta+1}{\zeta}} (g_{\sigma b} \sigma_0 + g_{\delta b} \delta_0^3 I^{3b} + g_{\sigma^* b} \sigma_0^*) \right] \rho_{sb},
\end{aligned} \tag{6}$$

where  $\sigma_0$ ,  $\omega_0$ ,  $\varrho_0$ ,  $\delta_0$ ,  $\phi_0$  and  $\sigma_0^*$  denote the classical expectation values of the meson fields.

As the density increases, it is more energetically favorable for the system to populate new degrees of freedom in order to lower its Fermi energy. In particular, due to strong interaction processes, hyperon species are predicted to start to become important at densities around  $2\rho_0$ , where  $\rho_0$  is the nuclear saturation density. Assuming that the matter is in  $\beta$ -equilibrium, one can easily verify that the many-body forces also play a role in the particle threshold, as each particle species is populated beyond the following threshold:

$$q_{b_i} \mu_n^* - q_{e_i} \mu_e^* - g_{\omega b} \omega_0 - g_{\varrho b} I_{3b} \varrho_0^3 - g_{\phi b} \phi_0 \geq m_{\zeta b_i}^*, \tag{7}$$

where  $q_{b_i}$  and  $q_{e_i}$  represent the baryon and electric charges, respectively, and  $\mu_n^*$  and  $\mu_e^*$  are the neutron and electron effective chemical potentials, respectively.

Assuming chemical equilibrium and isospin symmetry or charge neutrality, we calculate the equation of state for the model from the components of the stress-energy tensor. The pressure and energy density of the model have the standard expressions, with the introduction of the many-body contributions to the effective mass of the baryons and the effective coupling constants of the scalar mesons.

Note that the inclusion of additional meson fields in the model has a direct effect on the behavior of matter at high densities. The presence of the  $\delta$  meson also affects asymmetric nuclear matter at saturation density. In the following sections, we analyze the results of the formalism

proposed in this work for describing the properties of nuclear matter in both low and high densities regimes. In order to study matter at high densities, we discuss the nucleon-hyperon interaction in what follows.

## B. Nucleon-hyperon interaction

Since hyperons are not present in nuclear matter at saturation density and experimental data concerning their interaction are scarce in the literature, many authors in the past proposed models to describe the meson-hyperon coupling [46–48]. However, in the last decades various efforts were made in order to understand this sector of strong interactions in more detail and, as a consequence, we have some experimental constraints regarding mainly the hyperon-nucleon interaction.

In particular, the existence of bound  $\Lambda$ -hypernuclear states indicates an attractive potential  $U_\Lambda^N = -30$  MeV at saturation [49]. Concerning  $\Sigma$ -nucleon interactions, the absence of bound states in a survey for  $\Sigma$  atoms [50, 51] and also scattering studies point towards a repulsive potential (for a review of the topic see ref. [52] and references therein). Investigations on quasi-free production of  $\Xi$ 's indicate an attractive potential of about  $U_\Xi^N = -18$  MeV

[53–55] (for this topic one can check again ref. [52]). On the other hand, still little is known about the hyperon-hyperon interaction resulting from the limited knowledge of double- $\Lambda$  hypernuclei [56, 57]. The few experimental data point towards a weakly attractive  $U_\Lambda^\Lambda$  potential [57–59]. Nothing can be said about  $\Lambda\Xi$  and  $\Xi\Xi$  interactions.

In this work, we define the hyperonic coupling constants  $g_{\omega Y}$ ,  $g_{\varrho Y}$ ,  $g_{\delta Y}$  and  $g_{\phi Y}$  by using the SU(6) spin-flavor symmetry [60, 61] for the vector mesons, described as follows:

$$\begin{aligned}
\frac{1}{3} g_{\omega N} &= \frac{1}{2} g_{\omega \Lambda} = \frac{1}{2} g_{\omega \Sigma} = g_{\omega \Xi}, \\
g_{\varrho N} &= \frac{1}{2} g_{\varrho \Sigma} = g_{\varrho \Xi}, \quad g_{\varrho \Lambda} = 0, \\
-\frac{2\sqrt{2}}{3} g_{\omega N} &= 2g_{\phi \Lambda} = 2g_{\phi \Sigma} = g_{\phi \Xi},
\end{aligned} \tag{8}$$

and assuming simple isospin scaling for the coupling of the  $\delta$  meson:

$$g_{\delta N} = \frac{1}{2} g_{\delta \Sigma} = g_{\delta \Xi}, \quad g_{\delta \Lambda} = 0. \tag{9}$$

Thus, the hyperonic couplings to the vector mesons are proportional to the number of strange quarks present inside each particle. The rule for the isovector mesons is given by the proportion between the nucleon and the hyperon isospin. For example, since the  $\Lambda$ -hyperon is a singlet, it has zero isospin and, therefore, does not couple to the  $\varrho$  and  $\delta$  mesons.

We obtain the hyperon-sigma coupling associated to the attractive interaction between hyperons and nucleons

by fitting the potential depths of the hyperons in nuclear matter [47, 62]:

$$U_Y^N = g_{\omega Y} \omega_0(\rho_0) - g_{\sigma Y} \sigma_0(\rho_0), \quad (10)$$

following the values of [55]:  $U_\Lambda^N = -28$  MeV,  $U_\Sigma^N = +30$  MeV and  $U_\Xi^N = -18$  MeV.

At first, we only consider the scalar- $\sigma\omega\rho\delta\phi$  version of the model, for fixed values of the hyperon potentials. Then, in Section V, we come back to the role of the  $\sigma^*$ -meson introducing the  $\sigma\omega\rho\delta\phi\sigma^*$  version of the model in order to verify the effects of coupling constants on the macroscopic properties of neutron stars. In particular, we study the effects of the potential depths and of  $g_{\sigma^*Y}$  on the maximum mass, radii and particle abundances of neutron stars.

### III. NUCLEAR MATTER PROPERTIES AT SATURATION

Our model should be in agreement with experimental data for the properties of saturated nuclear matter. For this reason, we impose a saturation density of  $\rho_0 = 0.15 \text{ fm}^{-3}$  and a binding energy per baryon of  $B/A = -15.75$  MeV [7] and infer the nucleon-meson coupling constants by fitting the standard values of nuclear matter properties at saturation (details in the following). The  $\zeta$  parameter, associated with the many-body forces, is constrained to describe a realistic effective mass of the nucleon  $m_N^*$  at saturation between  $0.66 - 0.78 m_N$  [63, 64], a compressibility modulus  $K_0$  between about  $200 - 300$  MeV [65–67], a symmetry energy  $a_{sym}^0$  between  $25 - 35$  MeV [68, 69] and a symmetry energy slope  $L_0$  between  $60 - 115$  MeV [69–71].

At saturation, the isospin-symmetric nuclear matter has vanishing pressure, and is not populated by leptons nor hyperons (by definition). Also, due to the isospin symmetry, the mean values of the isovector mesons  $\rho$  and  $\delta$  are zero. To determine the constants  $(g_{\sigma N}/m_\sigma)^2$ ,  $(g_{\omega N}/m_\omega)^2$  and the effective mass of the nucleon  $m_N^*$  at saturation, we solve the system of equations of zero pressure, experimental value of the binding energy per nucleon and the  $\sigma_0$  field equation of motion self-consistently.

We calculate the compressibility modulus for symmetric nuclear matter, which is related to the curvature of the equation of state by:

$$K_0 = 9\rho_0 \left[ \frac{d(\varepsilon/\rho)}{d\rho} \right]_{\rho=\rho_0}, \quad (11)$$

where  $K_0$  corresponds to the value of the compressibility modulus at saturation density  $\rho_0$  and  $\varepsilon$  is the corresponding energy density of the system. It is important to note that the  $\zeta$ -parameter relates the effective mass to the compressibility modulus [36], meaning that for each choice of  $\zeta$ ,  $K_0$  is calculated independently and is not used as an input to parameterize the model, as is the case in most relativistic mean field models.

TABLE III: Normalized effective mass of the nucleon, compressibility modulus and coupling constants for different parameterizations of the model (different  $\zeta$ 's).

$\zeta$	$m_n^*/m_n$	$K_0$ (MeV)	$(g_{\sigma N}/m_\sigma)^2$	$(g_{\omega N}/m_\omega)^2$
0.040	0.66	297	14.51	8.74
0.045	0.67	282	14.22	8.40
0.049	0.68	272	13.99	8.14
0.054	0.69	262	13.71	7.83
0.059	0.70	253	13.44	7.55
0.065	0.71	244	13.12	7.23
0.071	0.72	237	12.82	6.94
0.078	0.73	230	12.50	6.63
0.085	0.74	225	12.21	6.37
0.094	0.75	220	11.86	6.05
0.104	0.76	216	11.53	5.75
0.115	0.77	213	11.20	5.46
0.129	0.78	211	10.84	5.16

The values of  $(g_{\sigma N}/m_\sigma)^2$ ,  $(g_{\omega N}/m_\omega)^2$ ,  $m_N^*$  and  $K_0$  for different choices of parameterizations (different  $\zeta$ ) are shown in Table III. Figures 1, 2 and 3 show that these quantities rapidly converge as a function of  $\zeta$ , leaving a small range of values of  $m_N^*$  and  $K_0$  that fit the experimental values. The direct relation between the effective mass and the compressibility modulus is shown in Figure 4. We remark that low values of the parameter  $\zeta$  (lower effective mass and higher compressibility modulus) generate stronger coupling constants for the scalar  $\sigma$ -meson as well as for the vector  $\omega$ -meson. The decrease of the attraction provided by the many-body forces (through the scalar mesons) together with the constant coupling of the vector mesons allows matter to be more repulsive for smaller values of the  $\zeta$  parameter. We also checked the dependence of the binding energy as a function of density on the many-body forces parameter, from which we have found that larger values of the  $\zeta$  parameter allow for more bound, i.e., more attractive matter. This behavior of matter has a direct impact on the EoS for higher densities and, thus, on the observational properties of neutron stars, as we discuss in Section V.

In order to determine the coupling constants of the nucleon with respect to the isovector mesons, we must fit the properties of asymmetric nuclear matter. When only the  $\rho$  meson is considered, the respective coupling constant is fitted to the symmetry energy and the value of the slope of the symmetry energy at saturation is obtained directly from that. However, as pointed out by Lopes et. al. [71], the inclusion of the  $\delta$  meson breaks this relation. In this case, it is necessary to consider the equation of state of asymmetric nuclear matter (in the absence of leptons) and solve the system of equations of the symmetry energy and its slope to find the corresponding values of  $(g_{\rho N}/m_\rho)^2$  and  $(g_{\delta N}/m_\delta)^2$ , according

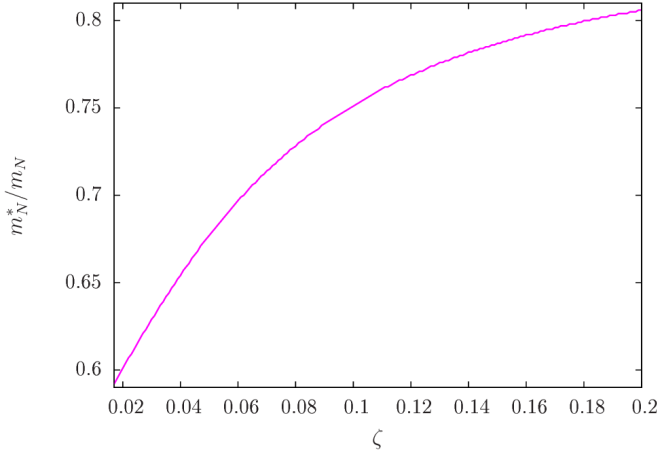


FIG. 1: Effective mass of the nucleon at saturation density as a function of the parameter  $\zeta$ .

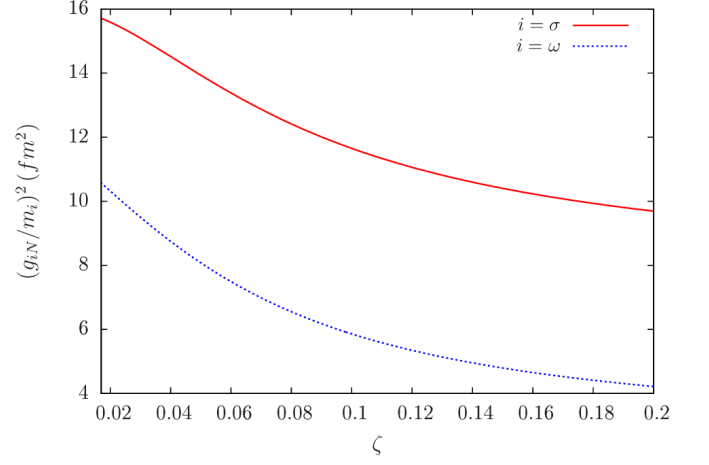


FIG. 3: Coupling constants of the mesons  $\sigma$  and  $\omega$  as a function of the parameter  $\zeta$ .

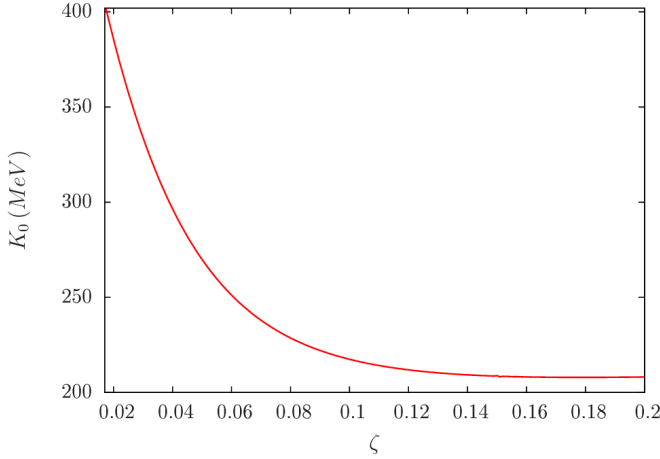


FIG. 2: Compressibility modulus at saturation density as a function of the parameter  $\zeta$ .

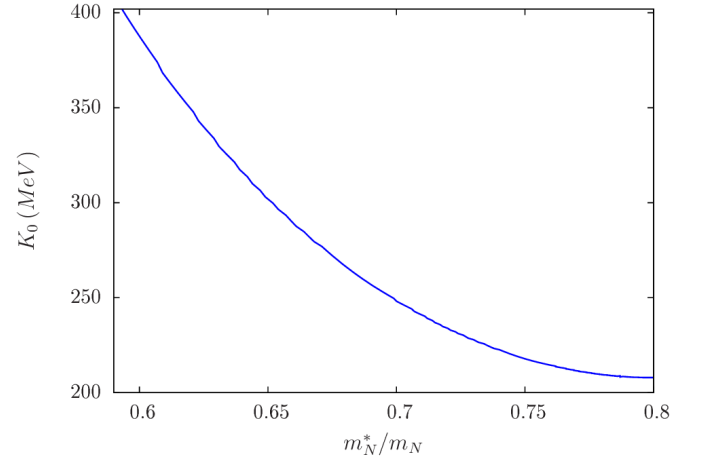


FIG. 4: Direct relation between the effective mass of the nucleon and the compressibility modulus, parametrized by  $\zeta$  (at saturation density).

to:

$$a_{sym}^0 = \frac{1}{2} \left[ \frac{d^2(\varepsilon/\rho)}{dt^2} \right]_{t=0}, \quad L_0 = 3\rho_0 \left[ \frac{da_{sym}}{d\rho} \right]_{\rho=\rho_0}, \quad (12)$$

where the asymmetry between protons and neutrons is quantified by  $t = (\rho_p - \rho_n)/\rho_b$ .

It is important to note that, in this formalism, the many-body contributions correlate the effective mass of the nucleon and the scalar field equations in the presence of the delta meson (see equation 3). In other words, to determine the equation of state of asymmetric matter at saturation, it is necessary to first solve self-

consistently a system of equations for the expressions of  $m_N^*(m_N^*, \sigma_0, \delta_0)$ ,  $\sigma_0(m_N^*, \sigma_0, \delta_0)$  and  $\delta_0(m_N^*, \sigma_0, \delta_0)$  for a non-vanishing isospin system.

Although the value of the slope of the symmetry energy at saturation density has been widely discussed in the literature, its values still lie in a large accepted range. Since some studies point towards values around 60 MeV [68, 70] and others towards higher values even as high as 113 MeV [69, 72], we perform a large scan of values with our model in order to find the isovector-mesons coupling constants suitable to describe massive hyperon stars.

In summary, the methodology used to describe nuclear

properties in this formalism is the following: by the analysis of the properties of symmetric matter at saturation, we choose the non-linearity parameter  $\zeta$  that will determine the  $g_{\sigma N}$  and  $g_{\omega N}$  coupling constants and give the values of the effective mass of the nucleon and the compressibility modulus by a one-to-one relation. However, since the choice of the parameter  $\zeta$  is not enough to determine  $g_{\rho N}$  and  $g_{\delta N}$  uniquely, we must analyze the new parameter space given by the isovector meson coupling constants, the symmetry energy and its slope as shown in Figures 5, 6 and 7 for different choices of  $\zeta$ .

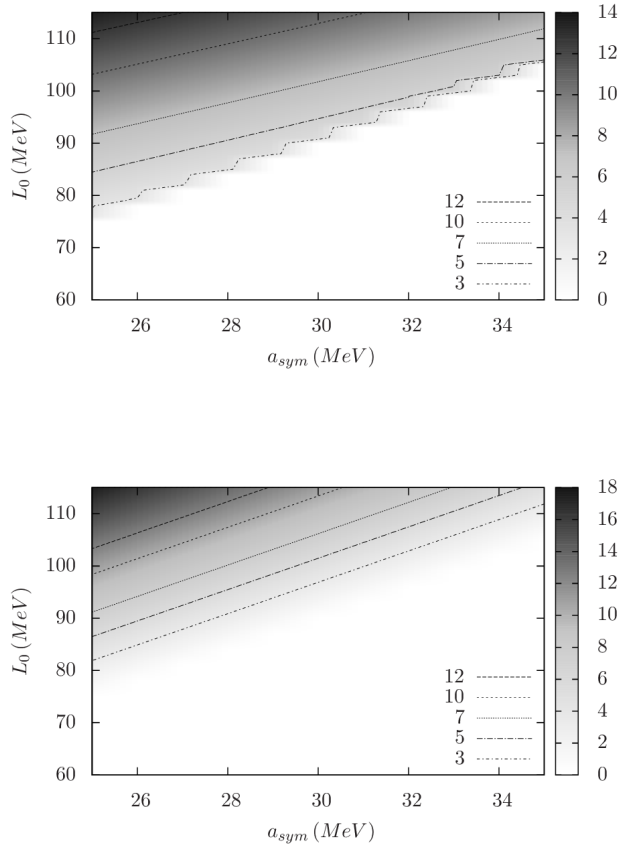


FIG. 5: Possible values of  $a_{sym}^0$  and  $L_0$  for  $(g_{\rho N}/m_{\rho})^2$  (top panel) and  $(g_{\delta N}/m_{\delta})^2$  (bottom panel) for  $\zeta = 0.040$ . The intensity of each coupling is plotted in a color sequence and also indicated by the different types of lines.

Differently from the case of symmetric matter, where for a given value of the effective nucleon mass there is only one possible value for the compressibility modulus (Figure 4), Figures 5, 6 and 7 show that for a given value of the symmetry energy  $a_{sym}^0$ , one can have different values of the slope  $L_0$ . The choices of  $a_{sym}^0$  and  $L_0$  result in different values of the coupling constants of the mesons  $\rho$  and  $\delta$ , and are also dependent on the parameter  $\zeta$ .

The parameter space for  $\zeta = 0.040$  is shown in Figure

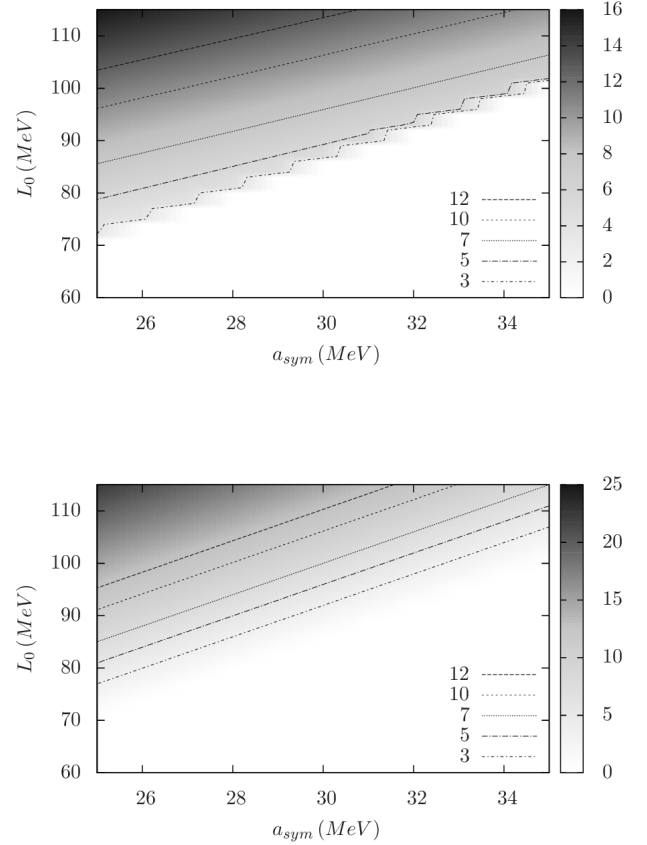


FIG. 6: Same as Figure 5 for  $\zeta = 0.071$ .

5. The panels show the coupling constants in a color scale as a function of  $a_{sym}^0$  and  $L_0$ . The color scale on the top panel corresponds to the values of  $(g_{\rho N}/m_{\rho})^2$ . The same is shown for  $(g_{\delta N}/m_{\delta})^2$  on the bottom panel. The white regions in the figures correspond to the cases where no solution for the system of equations exists. Obviously, the values of the coupling constants must be selected simultaneously in both panels, in order to guarantee that their values are associated with the same solutions for  $a_{sym}^0$  and  $L_0$ .

Note that, by the comparison between different choices of the parameter  $\zeta$ , there is a substantial change in the possible range of solutions for the same values of the coupling constants. For example, comparing the bottom panels in Figures 5 and 7, one verifies that the solution for  $(g_{\delta N}/m_{\delta})^2 = 12 \text{ fm}^2$  is found in the interval of  $a_{sym}^0 \simeq 25 - 27 \text{ MeV}$  and  $L_0 \simeq 111 - 115 \text{ MeV}$

for  $\zeta = 0.040$ , while for  $\zeta = 0.129$  the interval is increased to  $a_{sym}^0 \simeq 25 - 31.5 \text{ MeV}$  and  $L_0 \simeq 102 - 115 \text{ MeV}$ . This analysis was carried out only in the range of  $25 \leq a_{sym}^0 \leq 35 \text{ MeV}$  and  $60 \leq L_0 \leq 115 \text{ MeV}$  in this work.

The maps for the symmetry energy and its slope show

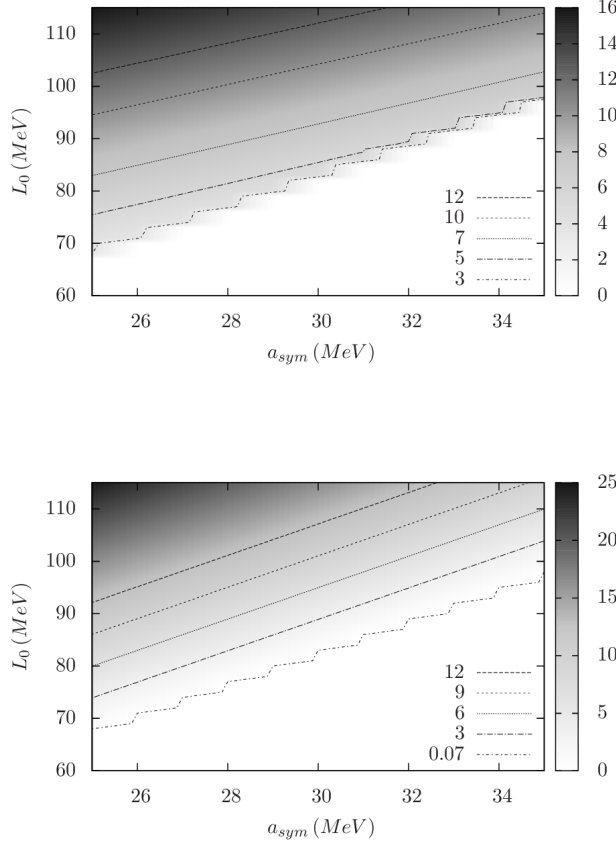


FIG. 7: Same as Fig 5 for  $\zeta = 0.129$ .

that the minimum values found for the asymmetry energy slope are those that correspond to the higher values of the parameter  $\zeta$ . The lowest value for the slope can be seen in Figure 7, where for  $a_{sym}^0 = 25$  MeV, the solution of  $L_0 = 68$  is associated with  $(g_{\rho N}/m_\rho)^2 = 2.96 \text{ fm}^2$  (top panel) and  $(g_{\delta N}/m_\delta)^2 = 0.07 \text{ fm}^2$  (bottom panel).

Figure 8 allows us to better visualize the relation between the coupling constants intensity and the slope  $L_0$  for different choices of  $\zeta$ . The top and bottom panels show simultaneous solutions for  $(g_{\rho N}/m_\rho)^2$  and  $(g_{\delta N}/m_\delta)^2$ , from which we verify a linear relation with respect to the slope of the symmetry energy  $L_0$ . The higher values of the parameter  $\zeta$  are those which provide lower  $L_0$  values, but higher coupling constants  $(g_{\rho N}/m_\rho)^2$  and  $(g_{\delta N}/m_\delta)^2$ . In particular, this result is important in the light of recent works pointing towards low values of  $L_0$  [73], meaning that the  $\delta$  meson contribution should not be too large.

A recent work by Dutra et al. that carries out a review of 263 parameterizations of different RMF models reported that the value of the volume part of the isospin incompressibility, denoted  $K_{\tau v}$ , can also be used as a constraint for the description of nuclear matter [74]. This

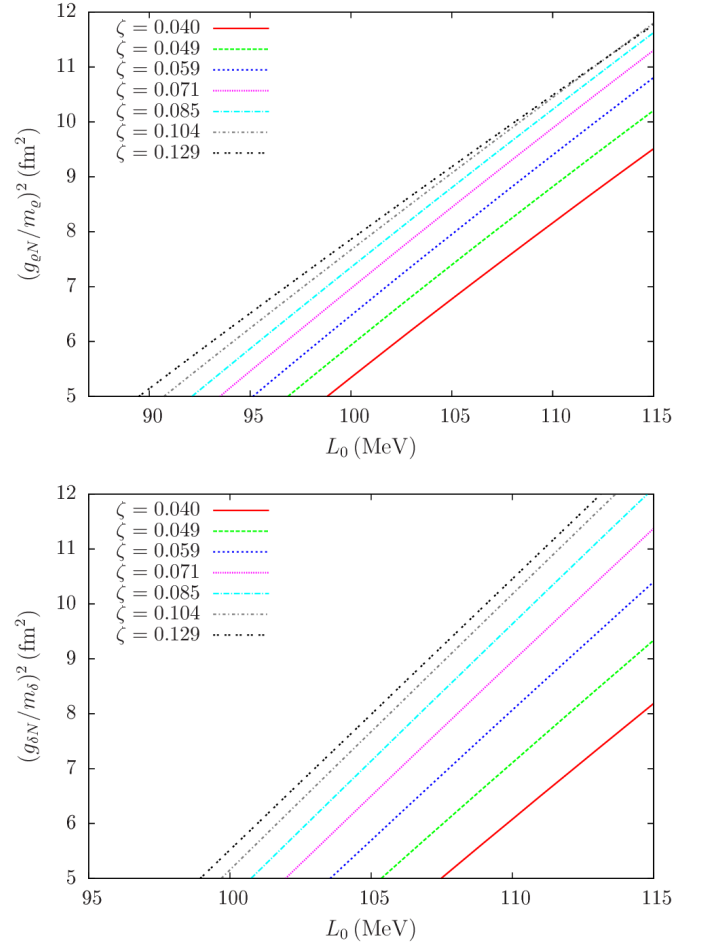


FIG. 8:  $(g_{\rho N}/m_\rho)^2$  (top panel) and  $(g_{\delta N}/m_\delta)^2$  (bottom panel) dependence on the slope of the symmetry energy  $L_0$  for different value of the  $\zeta$  parameter. The plots correspond to the symmetry energy  $a_{sym}^0 = 32$  MeV.

quantity reads:

$$K_{\tau v}^0 = \left( K_{sym}^0 - 6L_0 - \frac{Q_0}{K_0} L_0 \right), \quad (13)$$

where  $K_0$  and  $L_0$  are the compressibility modulus and the slope of the symmetry energy at saturation. The quantities  $Q_0$  and  $K_{sym}^0$  are the skewness coefficient of the equation of state and the curvature of the symmetry energy, respectively:

$$Q_0 = 27\rho_0^3 \left( \frac{d^3(\varepsilon/\rho)}{d\rho^3} \right)_{\rho=\rho_0, t=0}, \quad (14)$$

$$K_{sym}^0 = 9\rho_0^2 \left( \frac{d^2(a_{sym})}{d\rho^2} \right)_{\rho=\rho_0}.$$

The values of  $K_{\tau v}^0$  and  $Q_0$  lay in a wide range of uncertainties,  $K_{\tau v}^0 = -550 \pm 150$  MeV

and  $Q_0 = -700 \pm 500$  MeV, which come from the overlap of the analysis of isospin diffusion [75], neutron skin



TABLE IV: Volume part of the isospin incompressibility  $K_{\tau v}$ , curvature of the symmetry energy  $K_{sym}^0$ , skewness coefficient of the symmetry energy  $Q_{sym}^0$ , and of the equation of state  $Q_0$  at saturation for different parameterizations of the model. The values of the symmetry energy and its slope are fixed to  $a_{sym}^0 = 32$  MeV and  $L_0 = 97$  MeV.

$\zeta$	$K_{\tau v}^0$ (MeV)	$K_{sym}^0$ (MeV)	$Q_{sym}^0$ (MeV)	$Q_0$ (MeV)
0.040	-558	30.85	184.5	21.3
0.049	-484	31.23	197.8	-188.2
0.059	-412	30.72	192.3	-364.6
0.071	-346	29.30	176.1	-505.9
0.085	-291	27.36	150.4	-612.1
0.104	-243	25.01	114.8	-698.8
0.129	-214	22.57	78.3	-751.1

[76] and measurement of Sn isotopes [77]. We have also calculated the symmetry energy skewness at saturation  $Q_{sym}^0 = 27\rho_0^3 \left( \frac{d^3 a_{sym}}{d\rho^3} \right)_{\rho=\rho_0}$ , and the values of all these quantities for different parameterizations of the model are shown in Table IV.

We find that the parameterizations  $\zeta = 0.040, 0.049, 0.059, 0.071$  present values of  $K_{\tau v}^0$  in agreement with the literature. The results for the skewness coefficient  $Q_0$  for the parameterizations  $\zeta = 0.040$  and  $\zeta = 0.049$ , are smaller than the threshold value. However, we must emphasize that the quantities analyzed in Table IV have a wide range of uncertainties and are based on the overlap of experimental data that carry large uncertainties themselves. Also, the calculation of these quantities depends directly on the values of the symmetry energy and its slope and the results presented in Table IV are for fixed values of the  $a_{sym}^0$  and  $L_0$ . A wider study regarding these quantities is out of the scope of this present work.

#### IV. PROPERTIES OF ASYMMETRIC NUCLEAR MATTER AT HIGH DENSITIES

Before turning our attention to neutron star matter, we discuss the behavior of asymmetric matter properties at high densities. The symmetry energy and its slope can be used to extrapolate the description of nuclear matter to isospin asymmetric nuclear matter at higher densities. Also, as was already pointed out by Lopes et. al. [71] and other authors, the behavior of the properties of asymmetric nuclear matter in the high density regime has a significant impact on the observable properties of neutron stars.

Allowing matter to be populated by nucleons and hyperons, we assume conserved isospin and baryon number and start by calculating the compressibility for symmetric nuclear matter as a function of the density, using the

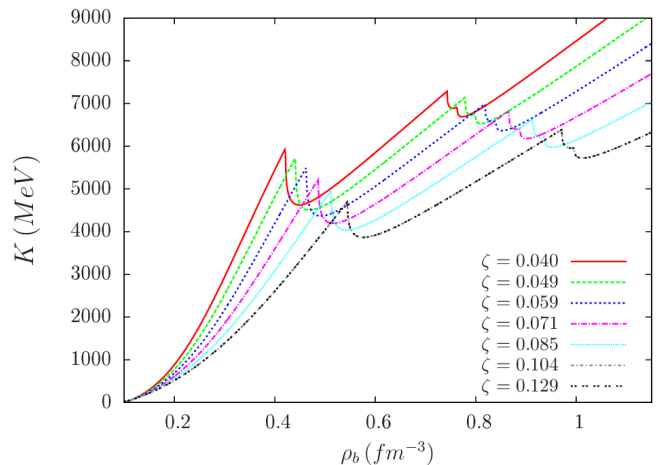


FIG. 9: Compressibility modulus of asymmetric matter (containing hyperons) as a function of baryon density for different choices of  $\zeta$ .

general expression:

$$K(\rho) = 9 \left( \frac{dP}{d\rho} \right)_{t=0}. \quad (15)$$

The behavior of the compressibility as a function of density is shown in Figure 9 for different choices of the parameter  $\zeta$  and for fixed values of the hyperon potentials ( $U_{\Lambda}^N = -28$  MeV,  $U_{\Sigma}^N = 30$  MeV,  $U_{\Xi}^N = -18$  MeV), symmetry energy  $a_{sym}^0 = 32$  MeV and slope  $L_0 = 97$  MeV at saturation. The results shown in Figure 9 point to the fact that the lower values of  $\zeta$  generate higher values of the compressibility for high densities, analogously to the behavior at saturation density.

The impact of the appearance of new degrees of freedom can be verified at densities around  $0.5 \text{ fm}^{-3}$  and  $0.7 \text{ fm}^{-3}$ , which correspond to the densities where the  $\Lambda$  and  $\Xi$  hyperons appear. As the density increases and new degrees of freedom are populated, the compressibility modulus decreases due to the softening of the EoS (when a hyperon appears). The density continues to increase and the Fermi momentum of the new particle species increases, making the EoS stiff again, until another particle appears.

We calculate the symmetry energy and its slope by extending the expressions in equation 12 to higher densities. The respective results are shown in Figures 10 and 11 and correspond, again, to different choices of the parameter  $\zeta$  at fixed values of the hyperon potentials, symmetry energy  $a_{sym}^0 = 32$  MeV and slope  $L_0 = 97$  MeV at saturation. Figure 10 shows that the symmetry energy is not affected by the parameter  $\zeta$  at low densities, as expected from our previous fitting, and starts to present an interesting behavior only for densities of about  $3\rho_0$ , which correspond to the point where hyperons appear

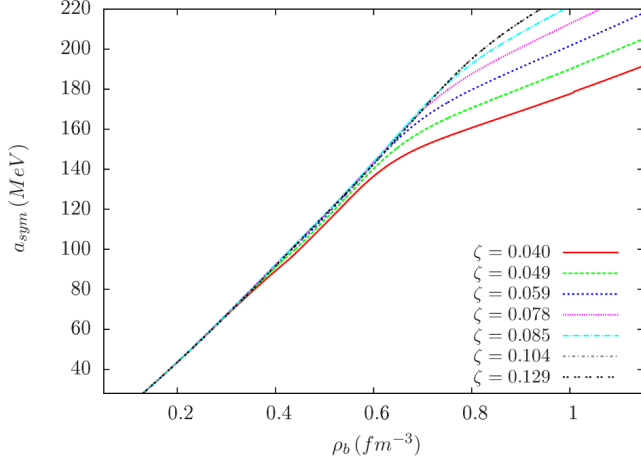


FIG. 10: Symmetry energy of hyperonic matter as a function of the baryon density for different choices of  $\zeta$ .

for symmetric matter).

For fixed values of  $a_{sym}^0$  and its slope  $L_0$  at saturation, higher values of the  $\zeta$  parameter introduce larger differences between symmetric and asymmetric matter EoS's. This behavior is due to the fact that the coupling constants of the isovector mesons are also dependent on the values of the  $\zeta$  parameter, generating a competition between the attraction and repulsion from the isoscalar and isovector mesons. In particular, higher values of  $\zeta$  generate stronger couplings of the  $\varrho$  meson, which contribute only to the asymmetric EoS and are of importance at high densities. The strongest repulsive contribution provided by the higher values of the  $\zeta$  parameter (higher  $\varrho$  couplings) allows for a stiffer EoS that differs more from the symmetric EoS (in the absence of the isovector mesons contributions) and, since the symmetry energy relates precisely this difference, the parameterization with higher values of  $\zeta$  yields higher values of the symmetry energy as a function of density.

Since the symmetry energy and the slope of the symmetry energy are correlated quantities, it is natural that they present a similar behavior: the higher (lower) the  $\zeta$  parameter, the higher (lower) are the values of the symmetry energy and its slope as a function of the density. The peaks in Figure 11 are again due to the appearance of the hyperons.

It is worth mentioning that different values of the symmetry energy  $a_{sym}^0$  and its slope  $L_0$  at saturation also have an impact on their behavior at higher densities. In particular, smaller values of  $a_{sym}^0$  and higher values of  $L_0$  allow for a higher increase in the slope. We will come back to this topic in next section, when the impact of these properties on the radii of neutron stars is investigated.

Finally, we mention that, although the meson fields are

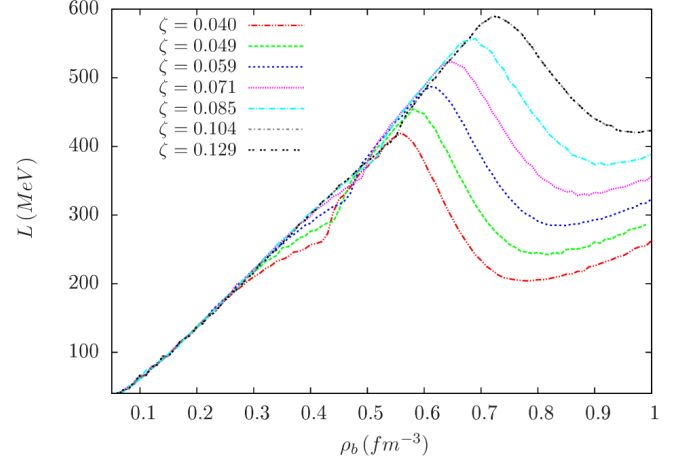


FIG. 11: Slope of the symmetry energy of hyperonic matter as a function of the baryon density for different choices of  $\zeta$ .

density dependent in every RMF model, in the formalism adopted in this work the coupling between baryons and scalar mesons depends on the nonlinear contributions of the meson fields themselves. This feature of the model implies that the behavior of the scalar mesons effective coupling constants ( $g_{\sigma b}^*$ ,  $g_{\delta b}^*$  and  $g_{\sigma^* b}^*$ ) as a function of the density is affected by the many-body contributions, generating a direct impact on the baryon effective masses and, consequently, on the global behavior of the matter. This behavior is quantified in Figures 12 and 13, where we show the effective coupling constants of the scalar mesons and the effective mass of the nucleons as a function of baryon density. We show results for different versions of the model (with different meson content) as well as different choices of the  $\zeta$  parameter.

In the top panel of Figure 12, we show that the introduction of the  $\delta$  meson breaks the isospin degeneracy in the coupling constants of protons and neutrons. The difference is more pronounced for higher values of  $\zeta$ , which correspond to stronger many-body contributions. The delta meson increases the positive isospin particles coupling with respect to the scalar mesons and decreases the coupling for negative isospin particles, meaning that the first generates more attraction. On the other hand, from Equation 6, one can see that the isospin of the particles affects all scalar mesons non-trivially due to the nonlinear contributions. Hence, the competition between the amount of particles with positive and negative isospin plays an important role for the global attractive or repulsive response of matter.

The introduction of the  $\sigma^*$  meson has impact on all of the scalar field equations as well. The top and middle panels of Figure 12 show that this meson contributes to a faster decrease of the effective coupling constants, due to its extra contribution to the many-body forces

that change the couplings. Also, from the bottom panel of Figure 12 one can see that the proton and neutron coupling constants departure from the degenerate case is more notable when all scalar fields, together with higher values of the many-body forces contribution, are assumed.

The effective mass of the nucleon as a function of the density in Figure 13 presents a similar response to the introduction of the  $\delta$  and  $\sigma^*$  mesons. The  $\delta$  meson splits the masses of protons and neutrons and the  $\sigma^*$  meson makes their decrease faster due to the extra contribution in the many-body forces. Both effects are extremely relevant to the chemical equilibrium and, consequently, to the global behavior of the matter. In the next section, we will come back to the effects of the  $\sigma^*$  meson for neutron star matter with hyperons.

## V. ASTROPHYSICAL APPLICATION

In this section, we apply the formalism developed so far to describe hyperon matter inside neutron stars. We compare our predictions with the recently observed massive neutron stars PSR J038+0432 and PSR J1614-2230 [2, 3]. We have already shown that our model is in agreement with nuclear matter properties at saturation density, and now a comparison with astrophysical properties characterizes a second test of the underlying microscopic model. In addition, aiming to verify the impact of future hypernuclear data in the context of neutron stars, we investigate the effects of different values of the hyperon potentials and the coupling constant of the  $\sigma^*$ -meson on macroscopic properties of neutron stars.

Assuming that matter is in  $\beta$ -equilibrium and is locally charge neutral, we use the EoS of the model as an input to solve the *Tolman-Oppenheimer-Volkoff* (TOV) equations [78, 79] and obtain the macroscopic structure of stars for different parameterizations. The EoS and the Mass-Radius diagram for each parameterization studied, including hyperons, can be found in Figures 14 and 15, respectively.

### A. The role of $\zeta$ on the properties of hyperon star

The dependence of the EoS on the parameters of the model is shown in Figure 14. In particular, the lowest value of  $\zeta$  generates the stiffer EoS and, consequently, allows for a higher stellar mass. The argument here is the same as the one discussed in Section III: since a stiffer EoS is related to higher values of the internal pressure of the system and, accordingly, to higher values of the compressibility modulus of nuclear matter, this in turn requires stronger contributions from repulsive components of the nuclear force. In our general approach, however, many-body forces lower the strengths both of attractive and repulsive interaction terms due to *shielding effects*, which result in higher (lower) values of the

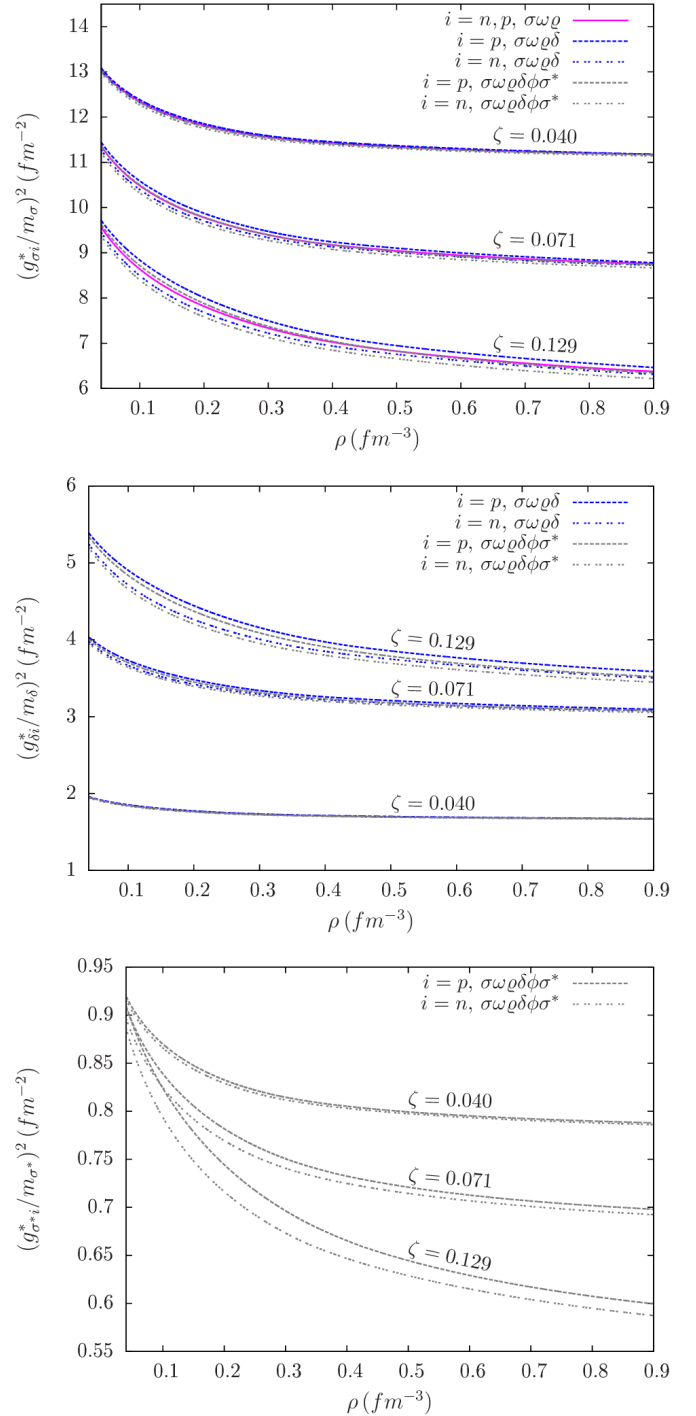


FIG. 12: Effective coupling constants of the scalar mesons as a function of baryon density. The coupling of the  $\sigma$  (top panel),  $\delta$  (middle panel) and  $\sigma^*$  (bottom panel) are plotted for protons and neutrons for different values of  $\zeta$ . The different versions of the model are indicated by colors:  $\sigma\omega\rho$  (magenta),  $\sigma\omega\rho\delta$  (blue) and  $\sigma\omega\rho\delta\phi\sigma^*$  (grey).

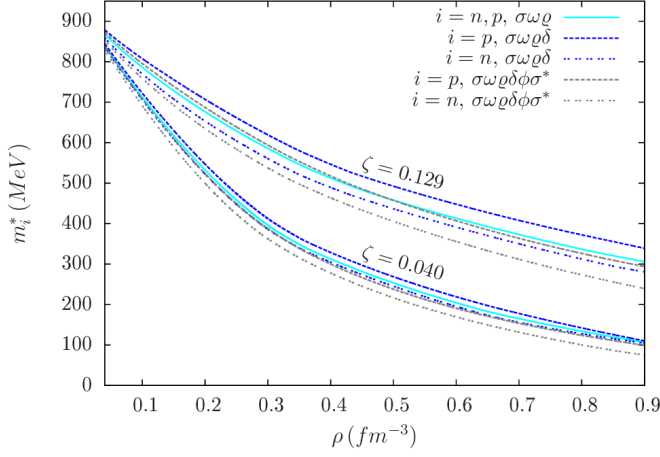


FIG. 13: Effective mass of protons and neutrons as a function of baryon density for  $\zeta = 0.040$  and  $\zeta = 0.129$ . Each color correspond to a different version of the model.

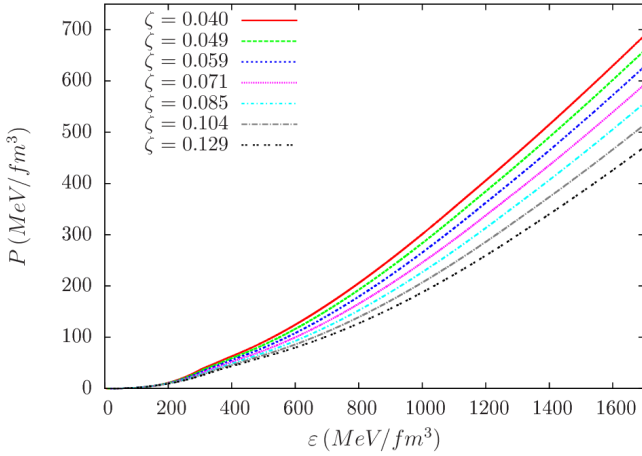


FIG. 14: Equation of state for star matter shown for different parameter sets.

compressibility modulus of nuclear matter in the case of higher (lower) relative reduction of the attractive contributions. Our present results are consistent with the analysis above, since we have obtained a stiffer EoS for lower values of the  $\zeta$  parameter, which corresponds to stronger repulsion.

In summary, lower values of the  $\zeta$  parameter generate more repulsive nuclear matter which is able to support more gravity and, consequently, create a macroscopic object with higher mass. In particular, the highest stellar mass generated by the extended version of model including hyperons is  $2.15M_\odot$  (for  $\zeta = 0.040$ ), in agreement

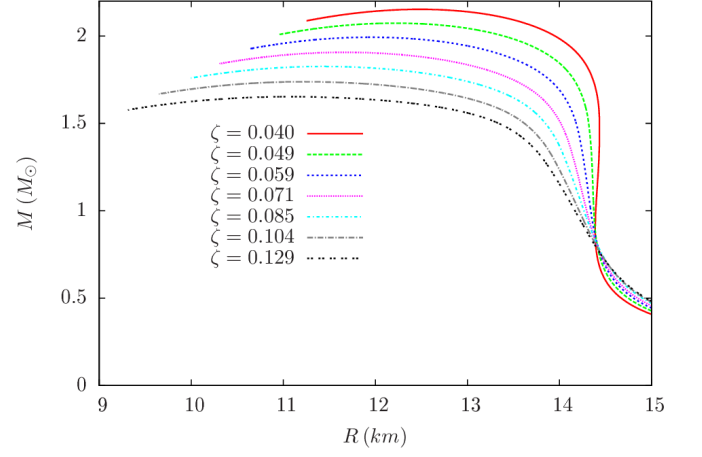


FIG. 15: Mass-Radius relation for star matter shown for different sets of parameters.

with pulsars PSR J16142230 ( $M = 1.97 \pm 0.04M_\odot$ ) [2], and PSR J0348+0432 ( $M = 2.01 \pm 0.04M_\odot$ ) [3], as is shown in Figure 15.

For completeness, in Table V we present results of different versions of the model. The first and second columns represent different meson content versions of the model and values of the  $\zeta$  parameter, respectively. We also show maximum mass results for nucleonic and hyperon stars, in the third and fourth columns, respectively. Also, since the  $\sigma\omega\rho$  version of the model has a one-to-one relation between  $a_{sym}^0$  and  $L_0$ , we show values of  $L_0$  in the fifth column.

All nucleonic stars in the range of parameters of  $\zeta = 0.040$ – $0.129$  are in agreement with observational data. In particular, the most massive nucleonic star described by the model is the one for  $\zeta = 0.040$ , with  $2.57M_\odot$ . We also verify that the inclusion of the  $\delta$  meson does not affect significantly the maximum mass of the stars, introducing a difference of only  $0.01M_\odot$  in the model. The weak contribution of the  $\delta$  meson in the results comes from the low values of  $g_{\delta N}$  chosen in order to reproduce low values of the slope  $L_0$ .

The  $\delta$  meson introduces a repulsion between protons and neutrons. As this repulsion favors the neutron population, the Fermi momenta of neutrons harden the EoS, generating more massive nucleonic stars. In the case of hyperon stars, the  $\delta$  meson shifts the appearance of hyperons to lower densities, preventing a strong stiffening of the EoS and even softening it in some cases. Therefore, in general, for the nucleonic stars, the  $\delta$  meson has the effect of increasing the maximum star mass, while for hyperon stars, the meson decreases its maximum value [44].

Assuming that hyperons are present in compact stars, ensuring that the model is in accordance with the ob-

TABLE V: Maximum masses of nucleonic and hyperon stars for different versions of the model,  $L_0$  and  $\zeta$ -parameter. The hyperon potentials are fixed to  $U_\Lambda^N = -28$  MeV,  $U_\Sigma^N = +30$  MeV  $U_\Xi^N = -18$  MeV and the symmetry  $a_{sym}^0 = 32$  MeV.

Model	$\zeta$	$M_{max}^{nucleonic} (M_\odot)$	$M_{max}^{hyperon} (M_\odot)$	$L_0$ (MeV)
$\sigma\omega\rho$	0.040	2.57	1.90	96.16
	0.049	2.49	1.83	94.68
	0.059	2.41	1.76	93.22
	0.071	2.32	1.69	92.05
	0.085	2.24	1.62	90.92
	0.104	2.15	1.55	89.82
	0.129	2.06	1.49	88.86
$\sigma\omega\rho\delta$	0.040	2.57	1.90	97.0
	0.049	2.50	1.83	97.0
	0.059	2.42	1.76	97.0
	0.071	2.33	1.68	97.0
	0.085	2.25	1.61	97.0
	0.104	2.16	1.55	97.0
	0.129	2.07	1.49	97.0
$\sigma\omega\rho\delta\phi$	0.040	2.57	2.15	97.0
	0.049	2.50	2.07	97.0
	0.059	2.42	1.99	97.0
	0.071	2.33	1.91	97.0
	0.085	2.25	1.83	97.0
	0.104	2.16	1.74	97.0
	0.129	2.07	1.65	97.0

servational data puts additional constraints on nuclear properties at saturation. The comparison between the parameterizations in Tables III and V shows that the version of the model presented in this work constrains the effective mass of the nucleon and the compressibility modulus on ranges of  $0.66 - 0.70 m_N$  and  $253 - 297$  MeV (associated to the range of  $\zeta = 0.040 - 0.059$ ), respectively. Also, from the parameterization  $\zeta = 0.059$ , the lowest values of the slope in agreement with nuclear and observational data is  $L_0 = 94$  MeV (for  $a_{sym}^0 = 32$  MeV). Such a conclusion can be reached because a change in the slope  $L_0$  from 97 MeV to 115 MeV only contributes to a tiny decrease of less than  $0.0035 M_\odot$  in the maximum mass of stars. We also find a decrease of  $0.01 M_\odot$  in the maximum star mass when the symmetry energy  $a_{sym}$  is changed from 30 MeV to 33 MeV.

One can also clearly see from Figure 15 that the radius of the star is affected by the  $\zeta$  parameter. We will come back to this topic in subsection V D, where we investigate all quantities that affect the radius of the canonical star.

In the last section, it was discussed that the many-body contributions present in the scalar meson couplings have a direct influence on the behavior of particles in hyperonic matter, since they affect the chemical equilibrium equations. Also, since the  $\zeta$  parameter dictates the strength of the nonlinear contributions, we analyze its effects on the particle population in Figure 16. The figure shows the fraction of particles as a function of

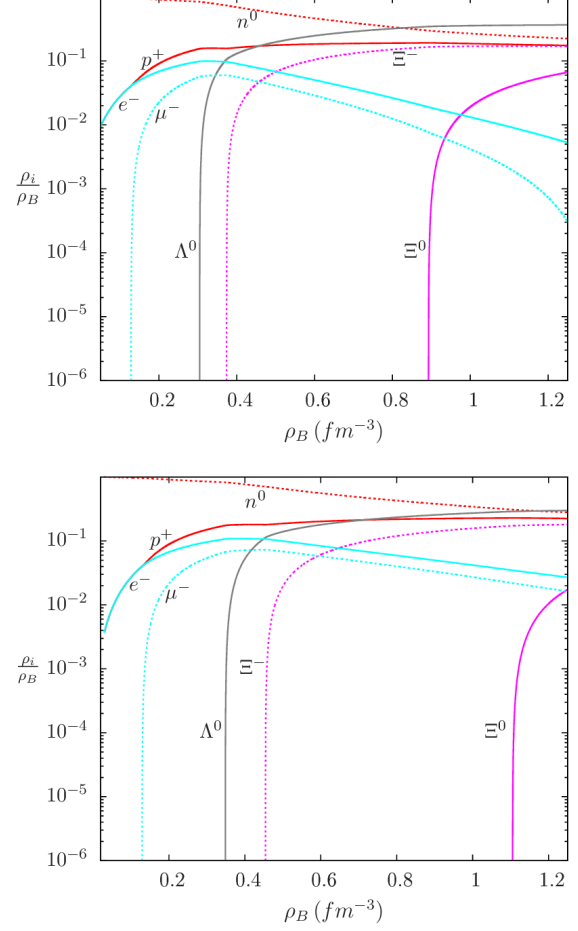


FIG. 16: Particle population dependence on the parameter  $\zeta$ . The top panel shows the population for  $\zeta = 0.040$  and the bottom for  $\zeta = 0.129$ . The x-axis represents the baryon density and the y-axis the fraction of each particle specie normalized by the total baryon density.

baryon density for two choices of parameters and for fixed values of the hyperon potentials, symmetry energy  $a_{sym}^0 = 32$  MeV, and slope  $L_0 = 97$  MeV at saturation.

The results in Figure 16 show that, as the value of  $\zeta$  increases, the density corresponding to the appearance of each hyperon is shifted to higher values. For the choices  $\zeta = 0.040$  (top panel) and  $\zeta = 0.129$  (bottom panel), the thresholds of the  $\Lambda^0$ ,  $\Xi^-$  and  $\Xi^0$  hyperons are shifted from  $0.30$  to  $0.36 \text{ fm}^{-3}$ ,  $0.38$  to  $0.45 \text{ fm}^{-3}$  and  $0.90$  to  $1.1 \text{ fm}^{-3}$ , respectively. One can also verify that the threshold for the  $\mu^-$  lepton is not altered by the parameter, since it controls only the baryon interaction.

In order to specify the strangeness content of the stars, we define the parameter  $f_s$ :

$$f_s = \sum_i \frac{\rho_i Q_{s_i}}{\rho_b} = \frac{\rho_\Lambda + \rho_\Sigma + 2\rho_\Xi}{\rho_b}, \quad (16)$$

that corresponds simply to the number of strange quarks per baryon in the particle population (where  $Q_{s_i}$  cor-



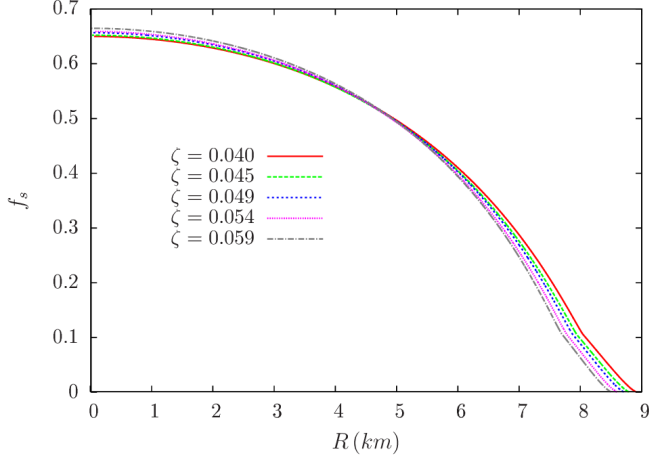


FIG. 17: Fraction of strangeness  $f_s$  as a function of the radius for the maximum mass star provided for the  $\zeta$ -parameter. The hyperon potentials are fixed to  $U_\Lambda^N = -28$  MeV,  $U_\Sigma^N = +30$  MeV and  $U_\Xi^N = -18$  MeV, and symmetry energy and its slope at saturation are  $a_{sym}^0 = 32$  MeV and  $L_0 = 97$  MeV, respectively. We have plotted only the parameterizations that are in agreement with observational data.

responds to the strangeness charge). Figure 17 shows  $f_s$  as a function of the radius for the most massive star provided by each parametrization. We have plotted the strangeness profiles only for the parameterizations that generate stars with masses of at least  $1.99M_\odot$ . As discussed above, lower values of the  $\zeta$  parameter allow for the early appearance of hyperons in the star (i.e. outer layers). On the other hand, the growth of the hyperon content is slower for these cases (small  $\zeta$ ), providing a slightly lower central fraction of strangeness. We have computed the strangeness content only for the parameterizations in agreement with observational data, from which we conclude that the star's central values of strangeness do not depart much from  $f_{s,c} = 0.65$ , for a range of  $\zeta = 0.040 - 0.059$ . Finally, it is important to emphasize that all results concerning the  $\zeta$  parameter are directly related to the effective mass of the nucleon and the compressibility modulus at saturation, as already discussed in section III.

### B. The role of the hyperon potentials on the properties of hyperon stars

Although not much is known about hyperon-hyperon interactions, the hyperon-nucleon interactions are a little more constrained from hypernuclear data: the  $\Lambda N$  interaction has a well-constrained potential of about  $-28$  MeV; the  $\Sigma N$  interaction points towards a repulsive potential; the  $\Xi N$  interaction also presents an attractive potential, but not as well constrained as the  $\Lambda N$ .

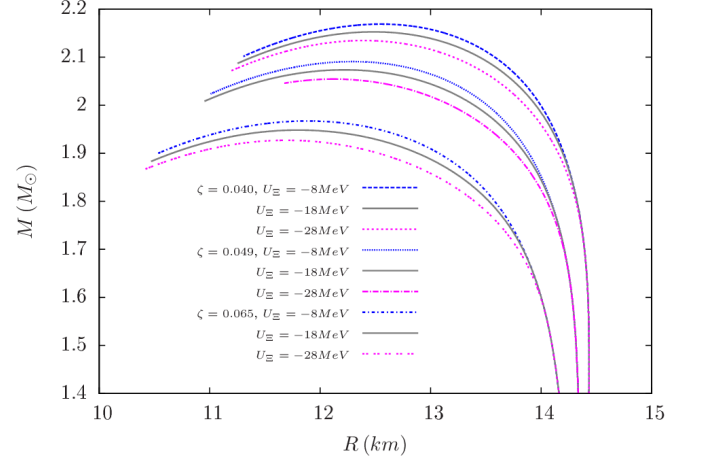


FIG. 18: Mass-Radius relation of hyperonic matter shown for different  $U_\Xi^N$  potentials and choices of  $\zeta$ -parameter.

Several works have investigated both attractive and repulsive  $U_\Sigma^N$  potentials [1, 18, 21, 45, 80, 81] in the description of hadronic matter. In particular, we mention the analysis of the impact of different values of hyperon potentials on the properties of neutrons stars carried out by Weissenborn et al [27] and also recently by reference [30], both using different RMF models. Following these works, in this subsection we aim to verify the effects of hyperon potentials in our model.

Initially, we vary  $U_\Lambda^N$  and  $U_\Sigma^N$  around  $\pm 2$  MeV and  $\pm 20$  MeV, respectively. Fixing the values of the remaining hyperon potential, we solve the TOV equations for different choices of the  $\zeta$  parameter. From this case, no significant effect on the maximum mass and radius of the neutron stars are found. The results for our model agree with those found in references [27, 30] for different RMF models.

We then varied the  $U_\Xi^N$  potential around  $\pm 10$  MeV, from which we find a relevant alteration of the maximum mass of the stars predicted by the model. Figure 18 shows the Mass-Radius relation for different  $U_\Xi^N$  potentials and choices of the  $\zeta$ -parameter. The other hyperon potentials are fixed to  $U_\Lambda^N = -28$  MeV and  $U_\Sigma^N = +30$  MeV, and the symmetry energy and its slope at saturation are  $a_{sym}^0 = 32$  MeV and  $L_0 = 97$  MeV. The results presented here only include the three choices of the  $\zeta$  parameter (0.040, 0.049, 0.065, corresponding to the higher, medium and lower branches, respectively) that provide massive stars. We conclude that, for our model, a change of 10 MeV in the  $U_\Xi^N$  potentials results in a change of approximately  $0.02M_\odot$  in the possible maximum masses of the stars.

From all of the star properties analyzed so far, we come to the conclusion that the  $\zeta$  parameter and the  $U_\Xi^N$  potential are the only quantities that have a significant im-

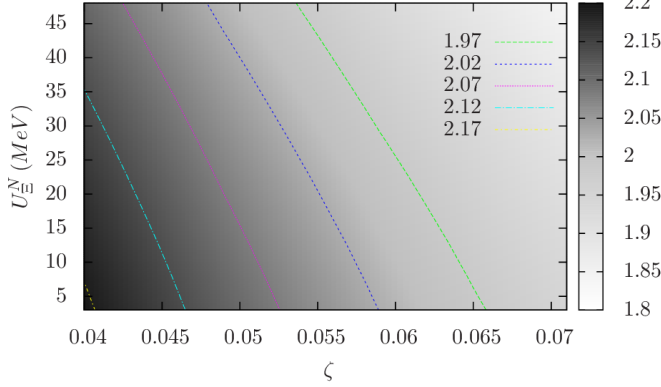


FIG. 19: Parameter space related to the maximum star mass in the model. The horizontal and vertical axes correspond to the  $\zeta$  parameter and the  $U_{\Xi}^N$ , respectively. The other hyperon potentials are fixed to  $U_{\Lambda}^N = -28$  MeV and  $U_{\Sigma}^N = +30$  MeV, and symmetry energy and its slope at saturation are  $a_{sym}^0 = 32$  MeV and  $L_0 = 97$  MeV, respectively.

pect on the maximum star mass predicted by our model (in the  $\sigma\omega\rho\delta\phi$  version). For this reason, in Figure 19, we present the parameter space of these quantities related to the maximum mass of the stars. The vertical axis corresponds to the  $U_{\Xi}^N$  potential in the range of  $-3$  to  $-48$  MeV, the horizontal axis corresponds to the  $\zeta$  parameter in a range of  $0.040 - 0.071$ , and the scale of colors correspond to the stars's maximum mass (in  $M_{\odot}$ ) provided by each choice of parameters. We indicate the limit of  $1.97 M_{\odot}$  that corresponds to the lower mass limit of the pulsar PSR J0348+0432.

The results in Figures 18 and 19 show that the maximum masses of the stars are higher as the attraction of the  $U_{\Xi}^N$  potential becomes weaker. Weak  $U_{\Xi}^N$  potentials shift the threshold of the  $\Xi$ 's to higher densities, leaving hadronic matter to be populated mainly by  $npe\mu\Lambda$  degrees of freedom at very high densities. In such a scenario, the filling of the energy states turns the EoS very stiff, which ultimately generates massive neutron stars. Note that the results in Figure 19, actually relate nuclear, hypernuclear and astrophysical data, since the  $\zeta$  parameter has a direct relation with the effective mass of the nucleon and the compressibility modulus at saturation.

We now turn our attention to the effect of hyperon potentials on the strangeness content inside the stars. Since the  $U_{\Lambda}^N$  potential should not depart much from the value of  $-28$  MeV from experimental data, we have verified the particle population of the model changing this value by  $\pm 2$  MeV. In this case, no significant change was found.

Figure 20 shows the particle population for different

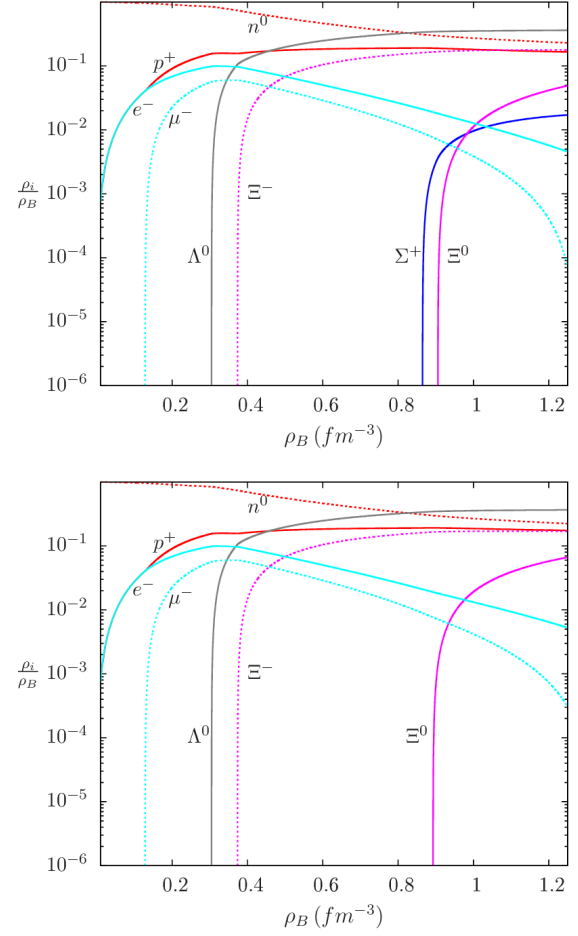


FIG. 20: Particle population, for  $\zeta = 0.040$ , dependence on the hyperon potential  $U_{\Lambda}$ . The top and bottom panels correspond respectively to the cases of  $U_{\Sigma}^N = +10$  MeV and  $U_{\Sigma}^N = +50$  MeV. The other hyperon potential are fixed to  $U_{\Lambda}^N = -28$  MeV and  $U_{\Xi}^N = -18$  MeV.

$U_{\Sigma}^N$  potentials. The top panel corresponds to  $U_{\Sigma}^N = +10$  MeV and the bottom one to  $U_{\Sigma}^N = +50$  MeV, for  $\zeta = 0.040$ . The results show that the  $\Sigma^+$  populate matter only at very high densities ( $0.86 \text{ fm}^{-3}$ ) in the case of a weak repulsion of  $U_{\Sigma}^N = +10$  MeV. We report a threshold value of  $U_{\Sigma}^N = +26$  MeV for the vanishing of  $\Sigma$  particles in our model in a range of  $0 - 10\rho_0$  (for fixed  $U_{\Lambda}^N = -28$  MeV and  $U_{\Xi}^N = -18$  MeV), which does not depend on the  $\zeta$  parameter. As  $\Sigma$ 's appear only at very high densities, that usually exceed the central densities in neutron stars in certain models, the value of  $U_{\Sigma}^N$  does not bring important astrophysics predictions concerning neutron stars in those cases, as already pointed out by Schaffner [1].

The particle population for different  $U_{\Xi}^N$  potentials is shown in Figure 21, where the top and bottom panels correspond to  $U_{\Xi}^N = -8$  MeV and  $U_{\Xi}^N = -28$  MeV, respectively, for  $\zeta = 0.040$ . It can be seen that an attractive  $U_{\Xi}^N$  potential, such as the one at the bottom panel, pulls

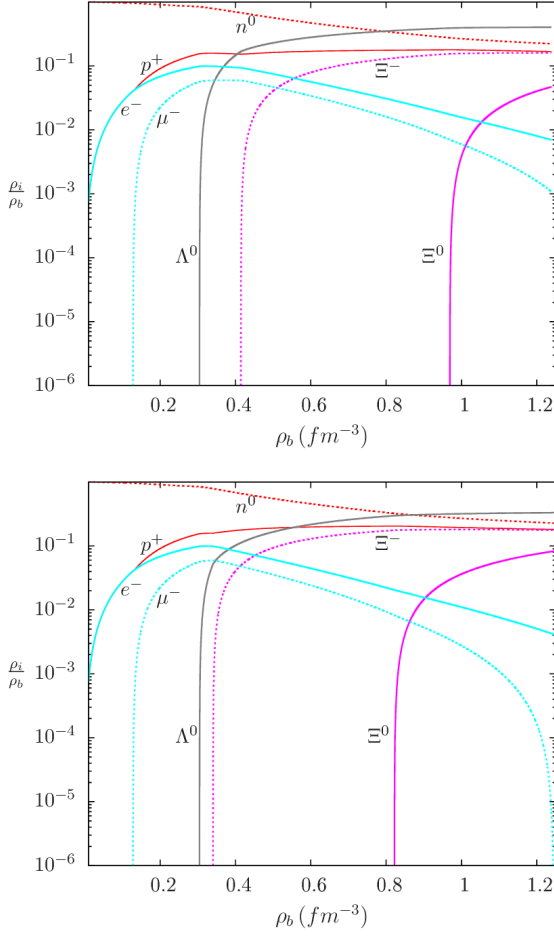


FIG. 21: Same as Figure 20, but  $U_{\Lambda}$ , top and bottom panels correspond, respectively, to the cases of  $U_{\Xi}^N = -8$  MeV and  $U_{\Xi}^N = -28$  MeV.

the appearance of  $\Xi$ 's to lower densities. Ultimately, a very strong attraction can reverse the order of appearance of the  $\Lambda$  and  $\Xi^-$  baryons. In particular, a difference of 20 MeV in the  $U_{\Xi}^N$  potential shifts the density threshold for the appearance of  $\Xi^-$  and  $\Xi^0$  by about  $0.07 \text{ fm}^{-3}$  and  $0.15 \text{ fm}^{-3}$ , respectively.

Since different values of the  $U_{\Xi}^N$  potential significantly affect the hyperon population, in Figure 22 we investigate the strangeness content  $f_s$  (vertical axis) as a function of the radius of the maximum mass star reproduced (horizontal axis) for fixed  $\zeta = 0.040$ . The mass and central densities of the corresponding stars ranges from  $2.09 M_{\odot}$  and  $0.90 \text{ fm}^{-3}$  (for  $U_{\Xi}^N = -48$  MeV) to  $2.18 M_{\odot}$  and  $0.83 \text{ fm}^{-3}$  (for  $U_{\Xi}^N = -3$  MeV). The curves in Figure 22 indicate an increase in the fraction of strangeness as the attraction of the potential  $U_{\Xi}^N$  gets stronger. Strong attractive  $U_{\Xi}^N$  potentials shift the threshold of hyperons appearance to lower densities (higher radius), leaving a broader range of densities for  $f_s$  (hyperon population) to grow. Hence, the potentials that allow the appearance of hyperons at lower densities provide more strangeness at

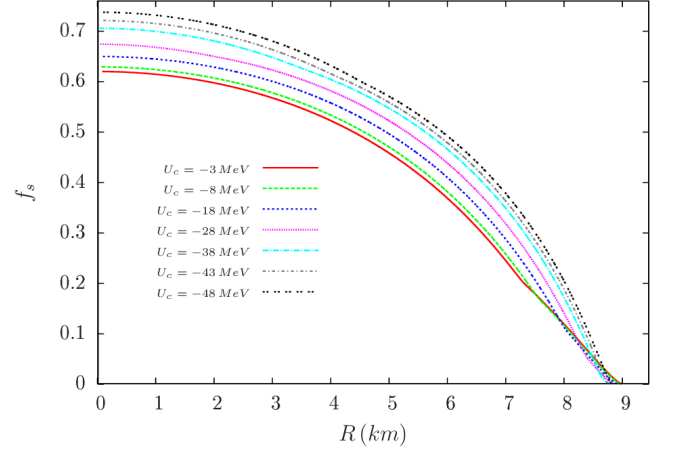


FIG. 22: Fraction of strangeness  $f_s$  as a function of radius of the maximum mass star provided by  $\zeta = 0.040$  for different choices of the  $U_{\Xi}^N$  potential. The other hyperon potentials are fixed to  $U_{\Lambda}^N = -28$  MeV and  $U_{\Sigma}^N = +30$  MeV, and symmetry energy and its slope at saturation are  $a_{sym}^0 = 32$  MeV and  $L_0 = 97$  MeV, respectively.

the center of the star. In particular, the range of  $-3$  to  $-48$  MeV for  $U_{\Xi}^N$  provides central values of  $f_s$  of about  $0.62 - 0.74$ .

Note that, since varying  $U_{\Lambda}^N$  and  $U_{\Sigma}^N$  generate always the same family of stars, the  $f_s$  profile is not altered by the change of their values. Finally, we again stress that the hyperon potentials concerning the hyperon-nucleon (YN) interactions have no effect on the radius of neutron stars, in agreement with refs. [27, 30]. This result is not dependent on different choices of parameters of the model.

### C. The role of $\sigma^*$ -meson on the properties of hyperon stars

In order to introduce the remaining interaction between hyperons due to the meson  $\sigma^*$ , we vary the strength of the coupling constant  $g_{\sigma^*Y}$ , setting  $g_{\sigma^*\Lambda} = g_{\sigma^*\Sigma} = g_{\sigma^*\Xi}$ . This approach allows us to constrain hyperon-hyperon interactions through astrophysical data investigation, differently from fixing a value of the hyperon-hyperon potential ( $U_Y^Y$ ) [21, 82].

To do so, we solve the TOV equations for coupling constants ranging  $g_{\sigma^*Y} = 0$  to  $5.0$ , as shown in Figure 23, for  $\zeta = 0.040$ . The results show that the  $\sigma^*$  meson has effects on both the maximum mass and the radius of the stars generated by the model. The increase of the  $\sigma^*$  coupling allows for more attraction in the matter, consequently lowering the maximum mass and radius predicted by the model.

In order to better quantify each effect, in Figure 24 we



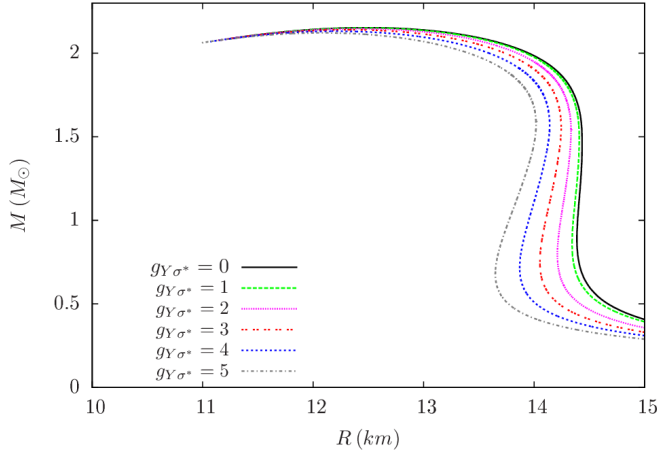


FIG. 23: Mass-Radius relation of hyperonic matter, for  $\zeta = 0.040$ , shown for different choices of  $g_{\sigma^* Y}$  coupling constants. The hyperon potentials are fixed to  $U_{\Lambda}^N = -28$  MeV,  $U_{\Sigma}^N = +30$  MeV and  $U_{\Xi}^N = -18$  MeV, and symmetry energy and its slope at saturation are  $a_{sym}^0 = 32$  MeV and  $L_0 = 97$  MeV, respectively.

present the change in the radius of the canonical star of  $1.4 M_{\odot}$  as a function of the coupling  $g_{\sigma^* Y}$ . The choices of the parameter  $\zeta$  are those which, in the absence of the  $\sigma^*$  meson, reach the minimum star mass value of  $1.97 M_{\odot}$ . In particular, paying attention to the parameterization that provides the higher neutron star mass ( $\zeta = 0.040$ ), we verify that, for a range  $g_{\sigma^* Y} = 0 - 5.5$ , the radius of the canonical star decreases by  $0.52$  km and the maximum mass drops from  $2.15 M_{\odot}$  to  $2.12 M_{\odot}$ . It is important to note that the value of the coupling  $g_{\sigma^* Y}$  cannot be simply increased, since it has a direct impact on the effective mass of the baryons. As already pointed out in the literature, at the density in which the effective masses of baryons reaches a zero value, it is necessary to use a formalism beyond mean field approximation and purely baryonic matter [21, 35].

Analogously to the analysis carried out for the  $U_{\Xi}^N$  potential, in Figure 25 we present the parameter space concerning the  $g_{\sigma^* Y}$  coupling, the  $\zeta$  parameter (related to  $m_N^*$  and  $K_0$ ) and the maximum mass of stars produced by our model. As already discussed above, the lower values of  $g_{\sigma^* Y}$  and  $\zeta$  are those that provide the highest star masses, as shown in the bottom left region of the plot. The threshold of the possible minimum mass is traced by the  $1.97 M_{\odot}$  curve, according to astrophysical data.

We also analyze the effect of the  $g_{\sigma^* Y}$  coupling on the particle population in Figure 26. The top and bottom panels show the population in the absence of the  $\sigma^*$  meson and the case in which  $g_{\sigma^* Y} = 5.0$  (for  $\zeta = 0.040$ ). The  $g_{\sigma^* Y}$  coupling has impact only on the particle population at high densities, shifting the threshold of appearance of

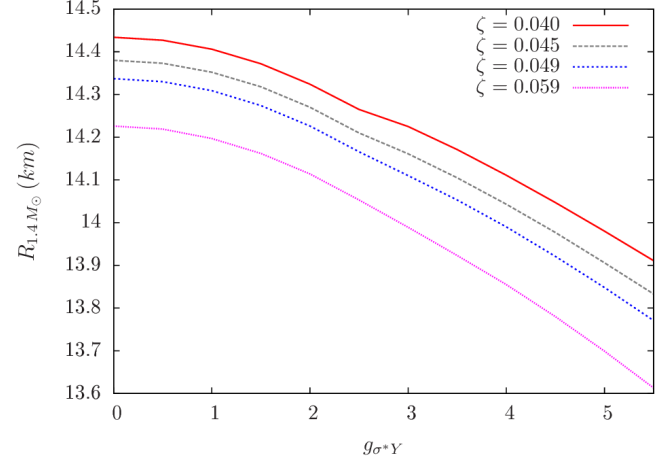


FIG. 24: Radius of the  $1.4 M_{\odot}$  star dependence on the intensity of the  $g_{\sigma^* Y}$  coupling constants, for different choices of the  $\zeta$  parameter. The hyperon potentials are fixed to  $U_{\Lambda}^N = -28$  MeV,  $U_{\Sigma}^N = +30$  MeV and  $U_{\Xi}^N = -18$  MeV, and symmetry energy and its slope at saturation are  $a_{sym}^0 = 32$  MeV and  $L_0 = 97$  MeV, respectively.

$\Xi^0$  to lower densities (from about  $0.9 \text{ fm}^{-3}$  to  $0.82 \text{ fm}^{-3}$ ).

More dramatically, the extra attraction introduced by the  $\sigma^*$  meson pushes the  $\Sigma^+$  hyperon threshold back to the range of densities between  $0 - 10\rho_0$ . In particular, for  $g_{\sigma^* Y} = 5.0$ , these particles appear at  $1.15 \text{ fm}^{-3}$ , which cannot quite be reached in neutron stars. Moreover, as such high densities are only reached in the core of neutron stars, we also verified that the  $g_{\sigma^* Y}$  coupling does not have significant effects on the strangeness profile of the stars.

Finally, we show in Table VI the change in the values of the hyperon-hyperon potentials due to the introduction of the  $\sigma^*$  meson with a coupling  $g_{\sigma^* Y}$ . In the second column we show the nucleon-nucleon potential  $U_N^N$  that becomes less attractive for higher values of the  $\zeta$  parameter, changing from  $-66.90$  MeV for  $\zeta = 0.040$  to  $-64.47$  MeV for  $\zeta = 0.059$ . The value of  $U_N^N$  continues decreasing for higher values of  $\zeta$ , reaching  $-59.56$  MeV for  $\zeta = 0.129$ , which corresponds to the limiting value to reproduce the properties of nuclear matter at saturation density.

The introduction of the  $\sigma^*$  meson produces a stronger attraction among the  $\Lambda$  particles, changing  $U_{\Lambda}^{\Lambda}$  from  $+4.54$  MeV to  $-20.86$  MeV for  $\zeta$  and from  $-2.58$  MeV to  $-27.23$  MeV for  $\zeta = 0.059$ . Like the nucleon-nucleon potential, the value of  $U_{\Lambda}^{\Lambda}$  continues to decrease for higher values of  $\zeta$ , reaching  $-14.86$  MeV (for  $g_{\sigma^* Y} = 0$ ) and  $-38.19$  MeV (for  $g_{\sigma^* Y} = 5$ ), for  $\zeta = 0.129$ . All the other hyperons present repulsive interactions, even with the extra attraction introduced by the  $\sigma^*$  meson. Although the only measurement of the double- $\Lambda$  hypernuclei points towards a weak  $\Lambda\Lambda$  depth potential [49], only more hy-

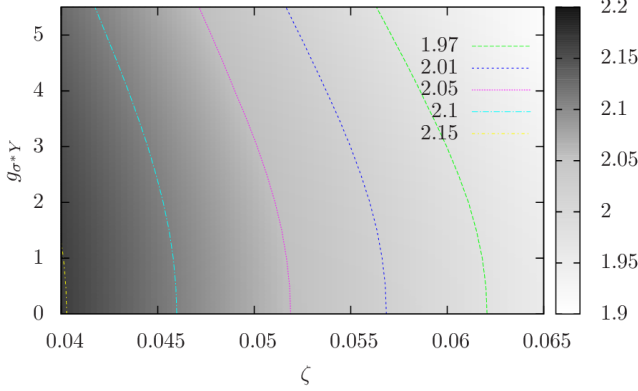


FIG. 25: Parameter space related to star's maximum masses in the model. The horizontal and vertical axes correspond to the  $\zeta$  parameter and  $g_{\sigma^*Y}$ , respectively. The hyperon potentials are fixed to  $U_{\Lambda}^N = -28$  MeV,  $U_{\Sigma}^N = +30$  MeV,  $U_{\Xi}^N = -18$  MeV and symmetry energy and its slope at saturation are  $a_{sym}^0 = 32$  MeV and  $L_0 = 97$  MeV, respectively.

pernuclear data will be able to better constrain the  $\sigma^*$  coupling constants. The same applies to the other  $YY$  potentials, from which, so far, no accurate experimental data exist.

#### D. The radius of the canonical star

Thus far, in this paper, we have investigated the effects of the parameters of the formalism on the properties of neutron stars, except the radius. Since most measured neutron star masses are clustered around  $1.4M_{\odot}$ , we now study all quantities that have impact on the radius of these stars.

We have discussed in previous sections that the parameter  $\zeta$ , which relates the effective mass of the nucleon to the compressibility modulus at saturation, alters both the mass and the radius of compact stars. As already explained,  $\zeta$  reflects how the many-body forces influence nuclear matter. In Section IV we have shown that this parameter has an impact on the behavior of star matter properties at high densities, such as the density dependence of the compressibility modulus, symmetry energy and its slope.

Lopes et al [71] showed how an arbitrary variation of the slope  $L_0$  changes the radius of the canonical star. In the particular case of our model, we verify that the only quantities that affect the behavior of the symmetry energy  $a_{sym}$  and its slope  $L$  at high densities are the  $\zeta$  parameter and the constraints of these values ( $a_{sym}^0$  and  $L_0$ ) at saturation. From this, we conclude that in

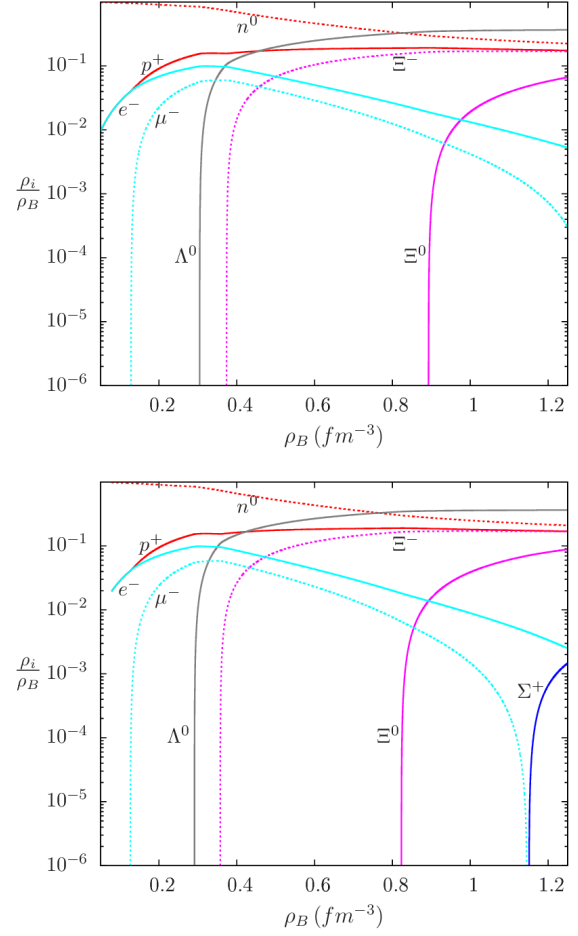


FIG. 26: Particle population, for  $\zeta = 0.040$ , with  $g_{\sigma^*Y} = 0$  (top panel) and  $g_{\sigma^*Y} = 5$  (bottom panel) coupling strenghts. The hyperon potentials are fixed to  $U_{\Lambda}^N = -28$  MeV,  $U_{\Sigma}^N = +30$  MeV and  $U_{\Xi}^N = -18$  MeV and the symmetry energy and its slope are  $a_{sym}^0 = 32$  MeV and  $L_0 = 97$  MeV.

our case the variation of the slope  $L_0$  with respect to different densities, would arise from different behavior of many-body forces, for fixed values of  $a_{sym}^0$  and  $L_0$ .

Figure 27 shows the change of the radius of the canonical star as a function of the  $\zeta$  parameter. Again, we stress that the change of the radius is directly related to the values of the effective mass and the compressibility modulus at saturation in this model. We observe that, for the range of values that fits nuclear data, the radius of the star changes about  $0.8 km$ , but when we impose the observational limit of  $1.97 M_{\odot}$  (corresponding to the parameterization  $\zeta = 0.04 - 0.059$ ), this value drops to  $0.2 km$ .

Since the values of the symmetry energy and its slope also alter the radius of the stars, in Table VII we quantify changes on the radius considering uncertainties in these values. Also, as the  $\zeta$  parameter was shown to also affect the radius of neutron stars, we show these changes on the radius for the three parameterizations

hyperon potentials/ $\zeta$	$U_N^N$ (MeV)	$U_\Lambda^\Lambda$ (MeV)	$U_\Sigma^\Lambda$ (MeV)	$U_\Xi^\Lambda$ (MeV)	$U_\Lambda^\Sigma$ (MeV)	$U_\Sigma^\Sigma$ (MeV)	$U_\Xi^\Sigma$ (MeV)	$U_\Lambda^\Xi$ (MeV)	$U_\Sigma^\Xi$ (MeV)	$U_\Xi^\Xi$ (MeV)
$\zeta = 0.040, g_{\sigma^*Y} = 0$	-66.90	+4.54	+46.25	+49.89	+41.54	+72.48	+69.13	+44.72	+67.92	+121.75
$\zeta = 0.040, g_{\sigma^*Y} = 5$	-66.90	-20.86	+20.53	+23.96	+15.10	+45.70	+42.12	+17.87	+40.70	+95
$\zeta = 0.049, g_{\sigma^*Y} = 0$	-65.79	+0.95	+43.25	+44.58	+38.27	+69.02	+64.03	+39.14	+62.87	+111.98
$\zeta = 0.049, g_{\sigma^*Y} = 5$	-65.79	-24.06	+17.85	+18.98	+12.13	+42.46	+37.24	+12.53	+35.83	+84.71
$\zeta = 0.059, g_{\sigma^*Y} = 0$	-64.47	-2.58	+40.36	+39.34	+35.14	+65.65	+59.06	+33.71	+58.01	+102.36
$\zeta = 0.059, g_{\sigma^*Y} = 5$	-64.47	-27.23	+15.26	+14.03	+9.25	+39.25	+32.44	+7.29	+31.10	+72.53

TABLE VI: Hyperon-hyperon potentials for different values of the  $\zeta$  parameter and  $g_{\sigma^*Y}$ . The first column corresponds to the chosen parameterizations. In the second column we show the nucleon-nucleon potential referring to each parameterization. The third, fourth and fifth columns show the corresponding values of the  $\Lambda$ ,  $\Sigma$  and  $\Xi$  potentials with respect to the  $\Lambda$  matter. The sixth, seventh and eighth columns show the corresponding values of the  $\Lambda$ ,  $\Sigma$  and  $\Xi$  potentials with respect to the  $\Sigma$  matter. The ninth, tenth and eleventh columns show the corresponding values of the  $\Lambda$ ,  $\Sigma$  and  $\Xi$  potentials with respect to the  $\Xi$  matter. The nucleon-hyperon potentials and the symmetry energy and its slope at saturation are fixed to  $U_\Lambda^N = -28$  MeV,  $U_\Sigma^N = +30$  MeV and  $U_\Xi^N = -18$  MeV,  $a_{sym}^0 = 32$  MeV and  $L_0 = 97$  MeV.

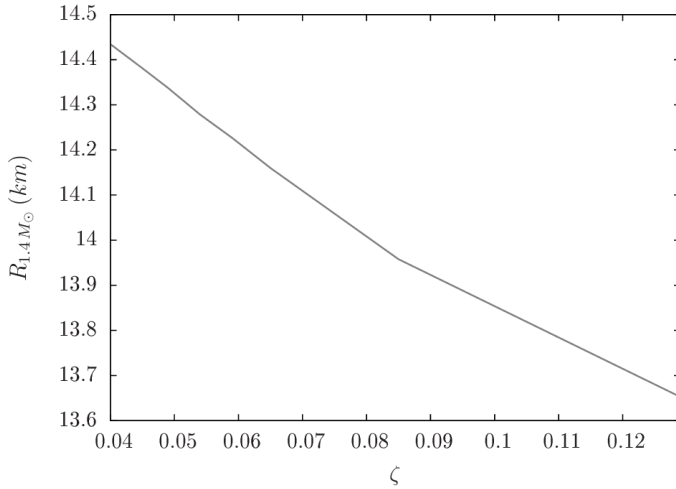


FIG. 27: Effect on the  $\zeta$  parameter on the radius of the canonical star ( $1.4 M_\odot$ ). The horizontal and vertical axes refer to the  $\zeta$  parameter and the radius of the star, respectively. The hyperon potentials are fixed to  $U_\Lambda^N = -28$  MeV,  $U_\Sigma^N = +30$  MeV,  $U_\Xi^N = -18$  MeV and symmetry energy and its slope at saturation are  $a_{sym}^0 = 32$  MeV and  $L_0 = 97$  MeV, respectively.

$\zeta = 0.040, 0.049, 0.059$ .

For a  $1.4 M_\odot$  star that belongs to the family that predicts at least  $1.97 M_\odot$  maximum mass stars, we find that the smallest radius is  $13.725$  km, for the parameterization  $\zeta = 0.059$ ,  $a_{sym} = 32$  MeV,  $L_0 = 94$  MeV and  $g_{\sigma^*Y} = 4.0$ . Relaxing the values of the asymmetry properties at saturation, the smallest radius of the  $1.4 M_\odot$  star drops to  $13.54$  km, for the parameterization  $\zeta = 0.059$ ,  $a_{sym} = 29$  MeV,  $L_0 = 85$  MeV and  $g_{\sigma^*Y} = 5.2$ . Note

that, although smaller values of  $a_{sym}$  increase the radius of the stars for fixed values of slope  $L_0$ , these smaller values of  $a_{sym}$  also allow for smaller values of  $L_0$  (as already shown in Figures 5, 6 and 7) and, thus, smaller radii.

## VI. SUMMARY AND CONCLUSIONS

Substantial efforts have been made to determine the behavior of nuclear matter at high densities. Recent observations of massive neutron stars have renewed the interest in such studies. Given these massive stars, it has been suggested that hyperonic matter might not exist in compact stars, due to a possible excessive softening of the EoS caused by these new degrees of freedom. Moreover, the comparison between the radius of nucleonic and hyperon stars predicted by several models has been reviewed, indicating that the radius of hyperon stars is substantially larger than models fitted for nucleonic matter only [4]. In this work we extended the formalism proposed by Taurines et al [35] in order to describe hyperon stars. In the light of this extended model, we succeeded in describing neutron stars that agree with recent observations, despite the fact that it contains a considerable amount of hyperonic matter.

We have developed a new class of EoSs that allows for the presence of hyperons, and in which the baryon interactions are mediated by mesonic fields in a parametric derivative coupling. We extended the original version of the model by considering the complete set of scalar-isoscalar ( $\sigma, \sigma^*$ ), vector-isoscalar ( $\omega, \phi$ ), vector-isovector ( $\rho$ ) and scalar-isovector ( $\delta$ ) meson fields. We introduced the  $\delta$ ,  $\sigma^*$  and  $\phi$  mesons, since the first allows for a better extrapolation to asymmetric matter and the last two mesons play an important role in the description of hyperon interactions.

This approach allowed us to take nuclear medium effects into account, as the derivative coupling introduces

$\Delta R_{1.4M_\odot}$	$\zeta = 0.040$	$\zeta = 0.049$	$\zeta = 0.059$
$[R_{1.4M_\odot}(L_0 = 110 \text{ MeV}) - R_{1.4M_\odot}(L_0 = 97 \text{ MeV})]$	0.33 km	0.35 km	0.37 km
$[R_{1.4M_\odot}(a_{sym}^0 = 30 \text{ MeV}) - R_{1.4M_\odot}(a_{sym}^0 = 33 \text{ MeV})]$	0.12 km	0.13 km	0.15 km
$[R_{1.4M_\odot}(g_{\sigma^*Y} = 0) - R_{1.4M_\odot}(g_{\sigma^*Y} = 5.5)]$	0.52 km	0.57 km	0.62 km

TABLE VII: Summary of the properties that affect star radii in the model. The results are shown for hyperon stars for different parameterizations. The hyperon potentials are fixed to  $U_\Lambda^N = -28 \text{ MeV}$ ,  $U_\Sigma^N = +30 \text{ MeV}$ ,  $U_\Xi^N = -18 \text{ MeV}$  and the symmetry energy, the slope of the symmetry energy and the hyperon-hyperon coupling constant in relation to the  $\sigma^*$  meson are varied. In the first line, the symmetry energy is fixed to  $a_{sym}^0 = 32 \text{ MeV}$  and  $g_{\sigma^*Y} = 0$ . In the second line, the slope of the symmetry energy is fixed to  $L_0 = 101 \text{ MeV}$  and  $g_{\sigma^*Y} = 0$ . In the third line, the symmetry energy and its slope are fixed to  $a_{sym}^0 = 32 \text{ MeV}$  and  $L_0 = 97 \text{ MeV}$ . The results are shown only for the parameterizations in agreement with the observational data.

an analogy to many-body forces, characterized by a single ( $\zeta$ ) parameter. The many-body contributions were introduced as nonlinear terms contributions to the *effective coupling constants* of the model, whose effect is to turn them indirectly density dependent and also to lower the effective masses of the baryons. We also point out that, since the density dependence of the couplings comes from the scalar fields in this formalism, we avoid the rearrangement terms necessary in explicit density dependent formalisms [14].

The decrease of the coupling constants and the effective mass of the nucleon as a function of density has interesting phenomenological consequences, as it relates to the restoration of chiral symmetry and asymptotic freedom. However, an extensive analysis concerning this behavior must be carried out in detail in a future publication.

Each parameterization of the model generates a new equation of state and, for particular parameterizations, it is possible to describe models already present in the literature such as [7, 13]. Initially, we determined the connection between the  $\zeta$  parameter and symmetric nuclear matter properties at saturation, from which we concluded that smaller values of the  $\zeta$  parameter allows for lower (higher) nucleonic effective masses (compressibility modulus). In particular, we pointed out that the parameter  $\zeta$  allows to determine both the effective mass of the nucleon and the compressibility modulus, differently from other models that need an extra parameter to fix these values [8, 14].

We have also analysed the parameter space that relates the symmetry energy  $a_{sym}^0$  and its slope  $L_0$  to the coupling constants  $g_{\sigma N}$  and  $g_{\delta N}$  in order to determine the coupling constants of the isovector mesons to the nucleon at saturation density. Finally, we calculated the volume part of the isospin incompressibility and the skewness of the symmetry energy, from which we concluded that several parameterizations of the model are in good agreement with the tests carried out in the literature [74].

Choosing the parameters according to nuclear matter saturation properties and the available hypernuclear data, we concluded that smaller values of  $\zeta$  yield stiffer EoS's. We verified that different parameterizations also yield quantitatively different particle populations, but in all cases the hyperon population threshold density was kept at about  $\sim 2\rho_0$ .

In order to further validate the microscopic model used, we compared macroscopic predictions with observed data. We calculated the Mass-Radius diagram for the parameterizations able to describe nuclear saturation properties. We have found that only the parameterizations with  $0.040 \leq \zeta \leq 0.059$  were able to match recently observed masses of objects PSR J038+0432 ( $M = 2.01 \pm 0.04 M_\odot$ , [3]) and PSR J1614-2230 ( $M = 1.97 \pm 0.04 M_\odot$ , [2]), for fixed values of hyperon potentials. We have demonstrated that, since the value of the coupling constant  $g_{\delta N}$  must remain small in order to ensure lower values of the slope  $L_0$ , the introduction of the  $\delta$  meson does not have a strong effect on the maximum mass of the stars. On the other hand, we showed that the inclusion of the  $\phi$  meson is crucial for the description of a  $2M_\odot$  hyperon star.

Following previous works [27, 30], we have calculated the dependence of the star's observational properties on the hyperon potentials. Our results support those found in the literature, in which only the  $U_\Xi^N$  potential has a significant effect on the maximum mass of stars and, none of the hyperon potentials affect the radius of the stars. In order to find all quantities that modify star masses, we generated the parameter space that relates  $U_\Xi^N$ ,  $\zeta$  and  $M_{max}$ , or hypernuclear, nuclear and astrophysical observational data.

We carried out a similar analysis concerning the  $\sigma^*$  meson, from which a new parameter space, relating  $g_{\sigma^*Y}$ ,  $\zeta$  and  $M_{max}$ , was generated. As far as we know, we report for the first time that nonzero values of the  $g_{\sigma^*Y}$  coupling decrease the radius of neutron stars significantly. We summarized the effects of all properties present in our model that modify the radius of the canonical star and we concluded that the many-body forces parameter contributes to the behavior of the nuclear asymmetric properties at high densities, which are reflected in the radii of these stars.

We must still make a final remark regarding the limitations of the formalism that we have developed and, most importantly, its uncertainties regarding the description of hyperon stars. First, we developed a model to describe nuclear matter at high densities by extrapolating the behavior of symmetric matter at saturation density to highly asymmetric matter at densities of about 8 – 10 times saturation density [21]. Also, the introduction of

hyperons in the system brings uncertainties related to the poor data from hypernuclear matter, such as the hyperon potentials, the assumption of a  $SU(6)$  symmetry and the  $YY$  interaction concerning the  $\sigma^*$ [4]. There are works in the literature that consider approaches beyond  $SU(6)$  [26, 28, 80] and the universality of  $g_{\sigma^*\Lambda} = g_{\sigma^*\Xi} = g_{\sigma^*\Sigma}$  [32, 55, 82]. However, only new data will allow for a better understanding of hyperon matter at very high densities, for instance, from the possible measurements of multi-hyper nuclei such as those that will be provided by FAIR in the near future, and also from the analysis of hyperon-hyperon correlation in heavy-ion collisions (as originally proposed in [83]), and improved lattice QCD calculations of the hyperon-hyperon potentials [84]. Also, similarly, only new accurate observational data may provide reliable information regarding the radii of compact stars, which are extremely important for constraining the EoS of nuclear matter at high densities.

Our purpose with this study was to develop a new model for nuclear matter that takes into account nonlinear terms that simulate many-body forces and apply the formalism to describe hyperon stars in accordance with recent observations [2, 3]. A very straightforward extension of this work is the inclusion of nonlinear contribu-

tions to the coupling of isoscalar-vector and isovector-vector mesons, which requires a new analysis of saturation and asymmetric matter properties in the model. Also, in a future work, we plan to investigate the thermal evolution of such stars, which depends on their particle composition. Furthermore, we plan to investigate the phase transition to quark matter, which may take place in the core of high density neutron stars, and the effects of magnetic field on the microscopic and macroscopic properties of such stars. This work is already in progress.

## VII. ACKNOWLEDGEMENTS

R.O. Gomes and C.A.Z. Vasconcellos would like to thank J. E. Horvath for the suggestion of the parameter space analysis. This work is partially supported by grant Nr. BEX 14116/13-8 of the PDSE CAPES and Science without Borders programs which are an initiative of the Brazilian Government. V. Dexheimer would like to acknowledge the support of HIC for FAIR and thank D. Menezes for her suggestions.

- 
- [1] J. Schaffner-Bielich, Nucl.Phys. **A804**, 309 (2008), 0801.3791.
  - [2] P. B. Demorest, T. Pennucci, S. M. Ransom, M. S. E. Roberts, and J. W. T. Hessels, Nature **467**, 1081 (2010), ISSN 1476-4687, URL <http://www.ncbi.nlm.nih.gov/pubmed/20981094>.
  - [3] J. Antoniadis, P. C. C. Freire, N. Wex, T. M. Tauris, R. S. Lynch, M. H. van Kerkwijk, M. Kramer, C. Bassa, V. S. Dhillon, T. Driebe, et al., Science (New York, N.Y.) **340**, 448, 1233232 (2013), ISSN 1095-9203, URL <http://www.sciencemag.org/content/340/6131/1233232>.
  - [4] M. Fortin, J. Zdunik, P. Haensel, and M. Bejger (2014), 1408.3052.
  - [5] J. M. Weisberg and J. H. Taylor, ASP Conf.Ser. **328**, 25 (2005), astro-ph/0407149.
  - [6] J. M. Lattimer and M. Prakash, Phys.Rev.Lett. **94**, 111101 (2005), astro-ph/0411280.
  - [7] B. D. Serot and J. D. Walecka, *Advances in Nuclear Physics*, V. 16 (Plenum Press, 1986).
  - [8] J. Boguta and A. Bodmer, Nucl.Phys. **A292**, 413 (1977).
  - [9] Y. Sugahara and H. Toki, Nucl.Phys. **A579**, 557 (1994).
  - [10] H. Toki, D. Hirata, Y. Sagahara, K. Sumiyoshi, and I. Tanihata, Nucl.Phys. **A588**, 357 (1995).
  - [11] B. Todd-Rutel and J. Piekarewicz, Phys.Rev.Lett. **95**, 122501 (2005).
  - [12] R. Kumar, B. Agrawal, and S. K. Dhiman, Phys.Rev. **C74**, 034323 (2006), nucl-th/0608034.
  - [13] J. Zimanyi and S. Moszkowski, Phys.Rev. **C42**, 1416 (1990).
  - [14] S. Typel and H. Wolter, Nucl.Phys. **A656**, 331 (1999).
  - [15] G. Sahakian and Y. Vartanian, Nuovo Cimento **30**, 82 (1963).
  - [16] N. Glendenning, Phys.Lett. **B114**, 392 (1982).
  - [17] N. Glendenning, Astrophys.J. **293**, 470 (1985).
  - [18] R. Knorren, M. Prakash, and P. Ellis, Phys.Rev. **C52**, 3470 (1995), nucl-th/9506016.
  - [19] M. Hanauske, D. Zschesche, S. Pal, S. Schramm, H. Stoecker, et al. (1999), astro-ph/9909052.
  - [20] J. Schaffner-Bielich, M. Hanauske, H. Stoecker, and W. Greiner, Phys.Rev.Lett. **89**, 171101 (2002).
  - [21] J. Schaffner and I. N. Mishustin, Phys.Rev. **C53**, 1416 (1996), nucl-th/9506011.
  - [22] J. Beringer et al. (Particle Data Group), Phys.Rev. **D86**, 010001 (2012).
  - [23] V. Dexheimer and S. Schramm, Astrophys.J. **683**, 943 (2008), 0802.1999.
  - [24] I. Bednarek, P. Haensel, J. Zdunik, M. Bejger, and R. Manka (2011), 1111.6942.
  - [25] L. Bonanno and A. Sedrakian, Astron.Astrophys. **539**, A16 (2012), 1108.0559.
  - [26] S. Weissenborn, D. Chatterjee, and J. Schaffner-Bielich, Phys.Rev. **C85**, 065802 (2012), 1112.0234.
  - [27] S. Weissenborn, D. Chatterjee, and J. Schaffner-Bielich, Nucl.Phys. **A881**, 62 (2012), 1111.6049.
  - [28] L. L. Lopes and D. P. Menezes, Phys.Rev. **C89**, 025805 (2014), 1309.4173.
  - [29] R. Lastowiecki, D. Blaschke, H. Grigorian, and S. Typel, Acta Phys.Polon.Supp. **5**, 535 (2012), 1112.6430.
  - [30] B. Bhowmick, M. Bhattacharya, A. Bhattacharyya, and G. Gangopadhyay, Phys.Rev. **C89**, 065806 (2014), 1403.0341.
  - [31] S. Banik, M. Hempel, and D. Bandyopadhyay (2014), 1404.6173.
  - [32] M. Gusakov, P. Haensel, and E. Kantor (2014), 1401.2827.
  - [33] E. van Dalen, G. Colucci, and A. Sedrakian (2014),

- 1406.0744.
- [34] Y. Yamamoto, T. Furumoto, N. Yasutake, and T. A. Rijken (2014), 1406.4332.
  - [35] A. Taurines, C. Vasconcellos, M. Malheiro, and M. Chiapparini, Phys.Rev. **C63**, 065801 (2001), nucl-th/0010084.
  - [36] V. Dexheimer, C. Vasconcellos, and B. Bodmann, Phys.Rev. **C77**, 065803 (2008), 0708.0131.
  - [37] L. Burigo, B. Bodmann, R. Jacobsen, C. Vasconcellos, and F. Fernandez, Int.J.Mod.Phys. **D19**, 1563 (2010).
  - [38] M. Razeira, A. Mesquita, C. A. Vasconcellos, R. O. Gomes, A. Perez Martinez, et al., Int.J.Mod.Phys. **E20**, 146 (2011).
  - [39] G. F. Marranghello, C. Providencia, and A. M. Santos, Phys.Rev. **C81**, 024307 (2010), 1002.4132.
  - [40] R. Gomes, V. Dexheimer, and C. Vasconcellos, AIP Conf.Proc. **1595**, 242 (2014).
  - [41] R. Gomes, V. Dexheimer, and C. Vasconcellos (2014), 1407.0271.
  - [42] S. Kubis and M. Kutschera, Phys.Lett. **B399**, 191 (1997), astro-ph/9703049.
  - [43] B. Liu, V. Greco, V. Baran, M. Colonna, and M. Di Toro, Phys.Rev. **C65**, 045201 (2002), nucl-th/0112034.
  - [44] D. Menezes and C. Providencia, Phys.Rev. **C70**, 058801 (2004).
  - [45] C. Vasconcellos, R. Gomes, V. Dexheimer, R. Negreiros, J. Horvath, et al. (2014), 1402.5624.
  - [46] S. A. Moszkowski, Phys.Rev. **D9**, 1613 (1974).
  - [47] N. Glendenning and S. Moszkowski, Phys.Rev.Lett. **67**, 2414 (1991).
  - [48] S. Pal, M. Hanauske, I. Zakout, H. Stoecker, and W. Greiner, Phys.Rev. **C60**, 015802 (1999), astro-ph/9905010.
  - [49] D. Millener, C. Dover, and A. Gal, Phys.Rev. **C38**, 2700 (1988).
  - [50] J. Mares, E. Friedman, A. Gal, and B. Jennings, Nucl.Phys. **A594**, 311 (1995), nucl-th/9505003.
  - [51] S. Bart, R. Chrien, W. Franklin, T. Fukuda, R. Hayano, et al., Phys.Rev.Lett. **83**, 5238 (1999).
  - [52] E. Friedman and A. Gal, Phys.Rept. **452**, 89 (2007), 0705.3965.
  - [53] T. Fukuda et al. (E224 Collaboration), Phys.Rev. **C58**, 1306 (1998).
  - [54] P. Khaustov et al. (AGS E885 Collaboration), Phys.Rev. **C61**, 054603 (2000), nucl-ex/9912007.
  - [55] J. Schaffner-Bielich and A. Gal, Phys.Rev. **C62**, 034311 (2000), nucl-th/0005060.
  - [56] A. Gal, Nucl.Phys. **A754**, 91 (2005), nucl-th/0312071.
  - [57] J. Ahn et al. (E373 (KEK-PS) Collaboration), Phys.Rev. **C88**, 014003 (2013).
  - [58] H. Takahashi, J. Ahn, H. Akikawa, S. Aoki, K. Arai, et al., Phys.Rev.Lett. **87**, 212502 (2001).
  - [59] A. Gal and D. Millener, Hyperfine Interact. **210**, 77 (2012), 1111.3831.
  - [60] C. Dover and A. Gal, Prog.Part.Nucl.Phys. **12**, 171 (1985).
  - [61] J. Schaffner, C. B. Dover, A. Gal, C. Greiner, D. J. Millener, et al., Annals Phys. **235**, 35 (1994).
  - [62] J. Schaffner, H. Stoecker, and C. Greiner, Phys.Rev. **C46**, 322 (1992).
  - [63] C. Johnson, D. Horen, and C. Mahaux, Phys.Rev. **C36**, 2252 (1987).
  - [64] M. Jaminon and C. Mahaux, Phys.Rev. **C40**, 354 (1989).
  - [65] J. Blaizot, Phys.Rept. **64**, 171 (1980).
  - [66] N. K. Glendenning, Phys.Rev. **C37**, 2733 (1988).
  - [67] M. M. Sharma, W. Borghols, S. Brandenburg, S. Crona, A. van der Woude, et al., Phys.Rev. **C38**, 2562 (1988).
  - [68] M. Tsang, J. Stone, F. Camera, P. Danielewicz, S. Gandolfi, et al., Phys.Rev. **C86**, 015803 (2012), 1204.0466.
  - [69] J. M. Lattimer and Y. Lim, Astrophys.J. **771**, 51 (2013), 1203.4286.
  - [70] L.-W. Chen, C. M. Ko, and B.-A. Li, Phys.Rev. **C72**, 064309 (2005), nucl-th/0509009.
  - [71] L. Lopes and D. Menezes (2014), 1405.5259.
  - [72] A. Steiner and S. Gandolfi, Phys.Rev.Lett. **108**, 081102 (2012), 1110.4142.
  - [73] K. Hebeler, J. Lattimer, C. Pethick, and A. Schwenk, Astrophys.J. **773**, 11 (2013), 1303.4662.
  - [74] M. Dutra, O. Loureno, S. Avancini, B. Carlson, A. Delfino, et al. (2014), 1405.3633.
  - [75] L.-W. Chen, C. M. Ko, and B.-A. Li, Phys.Rev.Lett. **94**, 032701 (2005), nucl-th/0407032.
  - [76] M. Centelles, X. Roca-Maza, X. Vinas, and M. Warda, Phys.Rev.Lett. **102**, 122502 (2009), 0806.2886.
  - [77] T. Li, U. Garg, Y. Liu, R. Marks, B. Nayak, et al., Phys.Rev.Lett. **99**, 162503 (2007), 0709.0567.
  - [78] R. C. Tolman, Physical Review **55**, 364 (1939), ISSN 0031-899X, URL <http://link.aps.org/doi/10.1103/PhysRev.55.364>.
  - [79] J. R. Oppenheimer and G. M. Volkoff, Physical Review **55**, 374 (1939), ISSN 0031-899X, URL <http://link.aps.org/doi/10.1103/PhysRev.55.374>.
  - [80] A.-J. Mi, A. Li, and W. Zuo, Chin.Phys. **16**, 3290 (2007).
  - [81] R. Negreiros, V. Dexheimer, and S. Schramm, Phys.Rev. **C82**, 035803 (2010), 1006.0380.
  - [82] A.-J. Mi and W. You, Commun.Theor.Phys. **53**, 133 (2010).
  - [83] C. Greiner and B. Muller, Phys.Lett. **B219**, 199 (1989).
  - [84] T. Inoue et al. (HAL QCD collaboration), Prog.Theor.Phys. **124**, 591 (2010), 1007.3559.