

# Big Bang Synthesis of Nuclear Dark Matter

---

Edward Hardy,<sup>a,b</sup> Robert Lasenby,<sup>a</sup> John March-Russell,<sup>a,c</sup> Stephen M. West<sup>d</sup>

<sup>a</sup>*Rudolf Peierls Centre for Theoretical Physics, University of Oxford, 1 Keble Road, Oxford, OX1 3NP, UK*

<sup>b</sup>*Abdus Salam International Centre for Theoretical Physics, Strada Costiera 11, 34151, Trieste, Italy*

<sup>c</sup>*Stanford Institute for Theoretical Physics, Department of Physics, Stanford University, Stanford, CA 94305, USA*

<sup>d</sup>*Physics Department, Royal Holloway, University of London, Egham, Surrey, TW20 0EX, UK*

*E-mail:* [ehardy@ictp.it](mailto:ehardy@ictp.it), [robert.lasenby@physics.ox.ac.uk](mailto:robert.lasenby@physics.ox.ac.uk),  
[jmr@thphys.ox.ac.uk](mailto:jmr@thphys.ox.ac.uk), [stephen.west@rhul.ac.uk](mailto:stephen.west@rhul.ac.uk)

**ABSTRACT:** We investigate the physics of dark matter models featuring composite bound states carrying a large conserved dark “nucleon” number. The properties of sufficiently large dark nuclei may obey simple scaling laws, and we find that this scaling can determine the number distribution of nuclei resulting from Big Bang Dark Nucleosynthesis. For plausible models of asymmetric dark matter, dark nuclei of large nucleon number, e.g.  $\gtrsim 10^8$ , may be synthesised, with the number distribution taking one of two characteristic forms. If small-nucleon-number fusions are sufficiently fast, the distribution of dark nuclei takes on a logarithmically-peaked, universal form, independent of many details of the initial conditions and small-number interactions. In the case of a substantial bottleneck to nucleosynthesis for small dark nuclei, we find the surprising result that even larger nuclei, with size  $\gg 10^8$ , are often finally synthesised, again with a simple number distribution. We briefly discuss the constraints arising from the novel dark sector energetics, and the extended set of (often parametrically light) dark sector states that can occur in complete models of nuclear dark matter. The physics of the coherent enhancement of direct detection signals, the nature of the accompanying dark-sector form factors, and the possible modifications to astrophysical processes are discussed in detail in a companion paper.

---

## Contents

<b>1</b>	<b>Introduction</b>	<b>1</b>
<b>2</b>	<b>Basics of dark nucleosynthesis</b>	<b>4</b>
2.1	Freeze-out of fusions	5
2.2	Bottlenecks, and comparison to BBN	7
<b>3</b>	<b>Aggregation process</b>	<b>8</b>
3.1	Scaling regime	9
3.2	(In-)Dependence on initial conditions	9
3.3	Real-time behaviour	11
3.4	Bottlenecked regime	13
<b>4</b>	<b>Aspects of dark sector phenomenology</b>	<b>16</b>
4.1	Post-nucleosynthesis energetics in the dark sector	17
4.2	Light dark sector states	19
<b>5</b>	<b>Conclusions</b>	<b>20</b>
<b>A</b>	<b>Transition from equilibrium to aggregation</b>	<b>22</b>

---

## 1 Introduction

Most models of dark matter (DM) assume that it is made up of point-like particles, or at least can be treated as such in its interactions. However, this is not necessarily the case. In the Standard Model (SM) most of the SM-sector mass in the universe is in the form of composite states—atoms, containing nuclei, made up of nucleons, which are themselves made up of quarks and gluons. Particularly noteworthy is the remarkable richness of SM-sector nuclear and atomic physics resulting from just a few basic conservation laws, most importantly baryon-number and charge conservation, and a few relevant interactions, dominantly the short-range strong nuclear binding force and long-range electromagnetic interaction. The compositeness and variety of the states that result, atoms and nuclei, plays a vital role in many important physical processes in the history of the universe, for example, in galaxy formation and all of stellar physics. Given the ease with which bound states can arise, it is clearly important to consider the possibility that DM may exist in the form of composite states too.

In this work, we will investigate a particular (and as we will argue, very attractive) class of composite DM models—those featuring cosmologically stable “dark nuclei” (DN) of large dark “nucleon” number (DNN). In particular we focus on the case where, similar to

SM nuclei, there is a relatively short-range strong “nuclear” binding force with a hard core repulsion, and there is an approximately-conserved quantum number, DNN, analogous to baryon number. Unlike the SM where both protons and neutrons are relevant, for reasons of minimality and simplicity we will take there to be just one kind of stable dark nucleon (or more generally, the differences between different nucleon types to be unimportant). Importantly, we will in addition assume that *in the dark sector the analogue of the long-range electromagnetic interaction between protons is absent*, either because there is no massless “dark photon” or because the stable dark nucleon is uncharged.<sup>1</sup>

With these simple assumptions there exist a very broad range of stable DN states of varying DNN, and with a binding energy per dark nucleon that *saturates* at a finite value. This is similar to the SM where there are stable nuclei at multiple baryon numbers with approximately constant binding energy per nucleon,  $\sim 8$  MeV, over a range of nuclear sizes. Unlike the SM, however, there is no longer a Coulomb repulsion term, so that in the dark sector the binding energy per dark nucleon truly does saturate, at least until gravitational effects become important, and never turns over, unlike the Fe maximum in the SM, so there are *stable DN up to very large DNN*. In terms of a simple liquid-drop like model, analogous to the semi-empirical mass formula in the SM, we take the binding energy per dark nucleon to behave asymptotically as

$$\frac{B_k}{k} = \alpha - \frac{\beta}{k^{1/3}}, \quad (1.1)$$

where  $k \gg 1$  is the DNN, the volume energy term is  $\alpha$ , and the surface tension term  $\beta$ . Roughly this set of assumptions was considered in [9], which investigated the possibility that they could result in the early-universe formation of large DN.<sup>2</sup>

While the small bound states of such a model may have highly variable properties,<sup>3</sup> analogous to the special properties of D or  ${}^4\text{He}$ , once the DN become large enough, their properties, beyond just their binding energy, eq.(1.1), can obey simple scaling laws. Most importantly certain interaction cross sections scale geometrically in the large DNN limit, at least when suitably averaged over a range of DNN to eliminate “magic number” and resonant effects which are of subdominant importance to the physics we study.

The main focus of this paper is the regime in which such scaling properties can determine the final number distribution of DM; namely, when larger states are built up via the agglomeration of smaller ones at low temperatures, as per SM Big Bang Nucleosynthesis

---

<sup>1</sup>Models of composite DM previously considered in the literature include “WIMPonium” [1–3], “dark atoms” [4], and most similarly to our work, “Q-balls” [5, 6] (non-topological solitons of scalar fields). In addition the DM candidates in technicolor-like theories are often composite states [7, 8], though these typically have small “nucleon” number, and most importantly have constituents with SM charges, unlike the cases we consider in this work.

<sup>2</sup>Essentially this holds for SM nuclei if Coulomb repulsion is absent (see [9] for such a model), and also for many Q-ball models [5, 6, 10]. In the absence of short-range hard-core repulsion, one obtains, in the fermionic case, states such as those investigated in [11, 12]. These are supported by degeneracy pressure until their constituents become relativistic, at which point the form of the attractive interactions becomes important—they will generally not display the kind of scaling we consider in this paper.

<sup>3</sup>See [13, 14] for a detailed investigation of a particular QCD-like model focussing on the properties of the small bound states.

(BBN). Like the BBN case, the simplest version of this process applies when the DM is *asymmetric* [7, 8, 15–50], i.e., with a particle–anti-particle asymmetry that determines the final DM abundance, similarly to the baryon asymmetry in the SM sector (though the symmetric case is also interesting). The small-DN part of such a scenario was investigated in [9]. In the following we assume, unless specifically stated otherwise, the DM to be asymmetric so the DNN will take positive integer values, and we denote the DN of various DNN as 1-DN, 2-DN, etc.

In the main body of this paper, Sections 2 and 3, we will show that the dark-sector analogue of SM BBN—which we call “Big-Bang Dark Nucleosynthesis” (BBDN)—can produce DN with DNN up to or even exceeding  $10^8$ , resulting in a very wide variety of striking changes to traditional DM phenomenology.

Specifically, we find the number distributions of DN resulting from BBDN satisfy remarkably simple forms. For example, for asymmetric DM with plausible underlying parameter values, DN with  $\text{DNN} \gtrsim 10^8$  can be synthesised, with the number distribution taking one of two characteristic scaling forms. If there is no substantial bottleneck of BBDN at small DNN the distribution of DN sizes takes on a peaked, in log space, universal non-power-like functional form, independent of many details of the initial distribution and interactions. This solution acts as an attractor solution and we study how the distribution function of DN approaches this universal scaling form. On the other hand, in the case of a substantial bottleneck of BBDN at small DNN we find the surprising result that DN of even larger DNN,  $\gg 10^8$ , are often synthesised, again with a simple form of the number distribution. Such behaviours are studied both via numerical solutions of the relevant equations, and from physically motivated approximate analytical solutions.

Such states can give rise to a variety of interesting possibilities, including:

- For reasonable parameter values effectively very heavy ( $\geq 10^8$  GeV) DM can be produced by BBDN in the form of large DN (and with one of two possible, essentially model independent distribution functions). Such heavy DM is in contrast to the usual unitarity limit for point-like DM in the case of thermal freeze-out production [51],<sup>4</sup> and is not usually expected in asymmetric DM models, which seek to link the DM and visible sector abundances.
- Coherent enhancement of interactions: Processes that do not probe the individual constituents will have amplitude going as the DNN  $k$ , so scattering cross sections, in for example direct detection experiments, can in principle be enhanced by  $k^2 \gtrsim 10^{16}$  compared to the case of a single DM nucleon. Taking account of the reduction in the number density of such states, one still finds an effective increase in direct detection interaction rates scaling as  $\sim k$ , so effectively *reducing* expected collider signals by  $\sim 1/k$  for a given direct detection rate compared to the standard point like case. The physics of the coherent enhancement of direct detection signals, with

---

<sup>4</sup>Though thermal *freeze-in* production of DM can produce superheavy elementary DM [52] with an energy density yield independent of the superheavy particle mass.

the accompanying possibility of novel form factors from the dark sector, is discussed in detail in a companion paper [53].

- Inelastic processes at both “high energy”, of order the DN binding energy differences, and parametrically lower energy, from long-wavelength collective excitations. Examples of the high energy processes are ones that move between states of different DNNs—fusions and fissions, but there is also the possibility of the extended structure of states leading to a spectrum of excitations, as exists in SM nuclei and atoms [53].
- States with large spin: for large composite states, there is the possibility of interactions aligning the spins of many of the constituent states, leading to DN with nuclear spin  $\sim k$ . This is of potential interest in, for example, interactions with SM nuclei in direct detection experiments, and capture in astrophysical objects.

Since our focus is the physics of BBDN, many of the above possibilities are either only briefly touched upon in this work, or not treated at all, and we leave their detailed study to a series of companion papers.

Finally, before turning to our analysis of DN and BBDN we emphasise that while there are many specific models which can realise this kind of scenario, we will focus on regimes in which the behaviour can be broadly model-independent in nature.

## 2 Basics of dark nucleosynthesis

While present-day DM may be composed of large bound states, this is generically not the case in the hot early universe. At large temperatures  $T$ , the entropy term in the free energy dominates and the chemical equilibrium distribution has almost all DM in small-number states. For small  $T$ , compared to the binding energies, the energy term dominates, and chemical equilibrium favours large bound states.

As we discuss in detail in later sections, starting from the situation at high temperatures, large DN may be assembled by an aggregation process where fusions dominate dissociations and fissions. Specifically, if interactions are not so weak as to be frozen out by the time the equilibrium shifts to favour larger states, then larger states will be built up until fusion reactions freeze out due to a combination of falling velocity and a falling number density from both Hubble expansion and the formation of the large DN themselves.

Since, for the DM masses we consider, the DM is dilute, if we are in kinetic equilibrium then the transition from being kept in equilibrium by dissociations, to fusion reactions dominating, generally happens fast enough to be only a small perturbation to the subsequent fusion process (this technical point is discussed in detail in Appendix A). If thermalising interactions are not sufficiently fast to reduce the energy of de-excitation products before they hit another DN, then these may cause dissociations, leading to very different behaviour from the fusions-only approximation (c.f. SM recombination).<sup>5</sup> We will not consider this

---

<sup>5</sup>In principle, another exception to the statement that, late on, only fusions are important is when the excited states produced by the fusion processes de-excite by the emission of nucleon constituents, as occurs in the SM [54] (many Q-ball models also de-excite by losing charge, e.g. [55]). In general these emitted

regime in the current paper, assuming instead that the de-excitation products decay or thermalise on fast enough timescales.<sup>6</sup>

## 2.1 Freeze-out of fusions

Given that fusions dominate at low  $T$ , we can obtain an estimate of the maximum size of DN built up by the aggregation process by investigating when fusion reactions freeze out.

First, let us suppose that the last fusions to freeze out are those between large DN, and also that we end up with a ‘peaked’ mass distribution in which almost all of the mass is in  $\sim A$ -DN. In this case, the rate of fusions for a single DN, per Hubble time, is  $\Gamma/H \sim \langle\sigma v\rangle n_A/H$ , where  $\langle\sigma v\rangle$  is the thermally-averaged fusion cross section, and  $n_A$  is the number density of  $A$ -DN. Since we have DNN conservation,  $n_A = n_0/A$ , where  $n_0$  is the total DNN density. If the DN are non-relativistic, as required to be aggregating, and in thermal equilibrium (e.g., with an external bath of light dark-sector particles as we discuss later), then the DN velocity  $v_A \simeq v_1 A^{-1/2}$ . For large  $A$ , saturation of the dark sector nuclear forces implies the internal mass-energy density,  $\rho_b$ , of DN matter is roughly constant with size, and that fusion cross sections scale approximately geometrically,  $\sigma \simeq \sigma_1 A^{2/3}$ , and so

$$\frac{\Gamma}{H} \sim \frac{\sigma_1 v_1 n_0}{H} A^{2/3} A^{-1/2} A^{-1} = \frac{\sigma_1 v_1 n_0}{H} A^{-5/6}. \quad (2.1)$$

In general, the temperature,  $T_b$ , of the DN bath can differ from the temperature,  $T$ , which sets the Hubble expansion rate in the radiation dominated era, and which we assume to be dominantly set by the more numerous SM sector degrees of freedom, as the dark and SM sectors may be essentially decoupled from each other.

With this in mind, and using  $\sigma_1 \sim 4\pi R_1^2$ ,  $v_1^2 \sim T_b/m_1$ , and  $4\pi R_1^3 \rho_b/3 \sim m_1$ , we then find

$$\frac{\sigma_1 v_1 n_0}{H} \sim 2 \times 10^7 \left( \frac{1 \text{ GeV fm}^{-3}}{\rho_b} \right)^{2/3} \left( \frac{g_*(T)}{10.75} \right)^{1/2} \left( \frac{m_1}{1 \text{ GeV}} \right)^{-5/6} \left( \frac{T}{1 \text{ MeV}} \right)^{3/2} \left( \frac{T_b}{T} \right)^{1/2}, \quad (2.2)$$

where the parameters are normalised to SM values both for comparison and because such a parameter region is naturally motivated by asymmetric dark matter (ADM) models. Thus, in this scenario, if dissociation stops being important around  $T = 1 \text{ MeV}$ , then, from eq.(2.1), the largest mass that could have been built up is  $(2 \times 10^7)^{6/5} m_1 \sim 5 \times 10^8 \text{ GeV}$ ,

---

small- $k$  DN are either quickly re-absorbed by larger DN and do not significantly alter the dynamics of the aggregation process, or they act approximately as an external bath with which the larger DN scatter. In the latter case, as long as enough of the small-small fusion processes can occur without involving nucleon emission, the mass fraction of small DN will be sub-dominant, though they may dominate the number density.

<sup>6</sup>For example, if there is a bath of states which a given de-excitation product interacts with more frequently than it does with the DN, then the de-excitation products will thermalise with that bath quickly (cf. the SM electron bath during SM BBN). Alternatively, the de-excitation products may decay quickly to lighter hidden sector states (in particular, as discussed in Section 4.2, if the de-excitation products are lighter than  $\sim 100 \text{ MeV}$  then they generally need to interact with lighter hidden sector states to reduce their cosmological density).

corresponding to a radius of  $\sim 480$  fm for the fiducial parameter values.<sup>7</sup> Beyond this size, the number density and velocity are too low for interactions to occur. We will see that, for reasonable parameters, this bound may be attained.

Note that, if we scale all of our dimensional parameters to increase mass scales by a factor  $\lambda$  (i.e.  $T \mapsto \lambda T$ ,  $\rho_b \mapsto \lambda^4 \rho_b$ , etc.), then the freeze-out DN mass scales as  $m_{\text{fo}} \mapsto \lambda^{-7/5} m_{\text{fo}}$ . Changing the mass scales of the constituents, e.g. by changing the confinement scale in a strongly coupled theory, may be expected to have roughly this effect. Thus, *decreasing* the mass scale of our constituents will tend to *increase* the masses that could be built up, mainly since larger geometric cross sections are available. Going the other way, for  $m_1 \gtrsim 100$  TeV (and corresponding scalings of the other parameters), we have  $\sigma_1 v_1 n_0 / H < 1$ , so there is no build-up in this regime, corresponding to the usual unitarity bound for DM self-annihilations.

Alternatively, the last fusions to freeze out may be those between ‘small’ + ‘large’ DN.<sup>8</sup> Compared to large + large fusions, while the possible number density of small DN is larger, the number of separate fusion events onto a given DN needed for the same increase in size is larger by the same factor. However, since in thermal equilibrium the velocities of small DN are larger, the overall rate of size increase is *enhanced* by that factor. To qualitatively understand this scenario, suppose that an order one proportion of the dark nucleons are in small  $k$ -DN, and the rest in large  $A$ -DN. Then, the rate at which an  $A$ -DN increases in size by  $A$  is given by

$$\Gamma \sim \langle \sigma v \rangle n_k \frac{k}{A} \sim \delta \frac{1}{4} \sigma_1 v_1 n_0 k^{-1/2} A^{2/3} A^{-1}, \quad (2.3)$$

where we used  $\langle \sigma v \rangle_{A+k} = \frac{1}{4} \delta \sigma_1 v_1 k^{-1/2} A^{2/3}$ , with  $\delta$  parameterising a possible suppression of small-large cross-sections from the geometric value, e.g. from quantum reflection effects, as per SM nucleon-nucleus interactions. So, the maximum attainable DNN of the DN is

$$A_{\text{fo}} \sim 7 \times 10^{19} \left( \frac{\delta}{\sqrt{k}} \frac{\sigma_1 v_1 n_0 / H}{2 \times 10^7} \right)^3, \quad (2.4)$$

corresponding to  $m \sim 7 \times 10^{19}$  GeV (and scaling as  $m_{\text{fo}} \mapsto \lambda^{-5} m_{\text{fo}}$ ) and a radius of  $3 \times 10^6$  fm for our fiducial parameter choices.

Similarly, the rate of fusions onto an  $A$ -DN for a given  $k$ -DN is  $\Gamma \sim \langle \sigma v \rangle n_A \sim \frac{n_A}{n_k} \langle \sigma v \rangle n_k$ , so the largest DN that can absorb the entire population of small DN also have approximately this same maximum size. Thus, as long as  $\delta$  is not too small, and a large enough population of small DN exists for long enough, there is the possibility of producing much larger DN via this route, than via an aggregation process in which the DN at any given time are of approximately the same size.

<sup>7</sup>Note that this does not depend on the dark nucleon mass  $m_1$ . If some scaling other than  $m_k \propto k$  between mass and DNN held, e.g. as in the case of some Q-ball models [10], then eq.(2.1) would still apply, but with  $A$  replaced by the ratio of the final mass to the mass for which  $\sigma_1 v_1 n_0$  was evaluated. Such models, in which binding energies were not a small fraction of the total mass, have quite different properties.

<sup>8</sup>The precise meaning of ‘small’ will depend on the aggregation dynamics, and as it becomes comparable to the eventual sizes obtained, this scenario will approach the large + large case discussed above.



Obtaining significant quantities of DN this large requires that a population of small DN remains around until the end of the aggregation process, i.e. that small + small fusions are slow. If this is the case, but small + large fusion cross sections are roughly geometrical, and we produce a number density of ‘seed’ large DN  $\sim n_0/A_{\text{fo}}$ , then, as studied in Section 3.4, we will end up with most of the DM mass in DN of size  $\sim A_{\text{fo}}$ . If we produce a larger seed density, the maximum size will be reduced proportionally, up to a cross-over point at which this size is lower than the freeze-out limit for large + large fusions, at which point we enter that regime. If a smaller seed density is produced, then most of the DN never gets through the ‘bottleneck’, and remains small, with some sub-dominant population of large DN up to  $m_{\text{fo}}$ . Section 3.4 investigates these regimes in detail.

## 2.2 Bottlenecks, and comparison to BBN

Bottlenecks to nucleosynthesis, in the form of ‘anomalously slow’ small + small fusion rates for certain channels, are important in Standard Model BBN. There, only small nuclei are synthesised, with almost all of the nucleons ending up in H and  ${}^4\text{He}$ , only small amounts in the other  $A \leq 7$  nuclei, and entirely negligible amounts beyond this. The  $B_D \sim 2\text{ MeV}$  binding energy of D means that, assuming only  $A = 1, 2$  states are occupied,  $n_D/n_p \sim \eta(T/m_p)^{3/2} e^{B_D/T}$ , and since the baryon to photon ratio  $\eta \simeq 6 \times 10^{-10}$ , this only becomes  $\simeq 1$  at  $T \simeq 0.06\text{ MeV}$ . However, slightly before this temperature, the D number density becomes large enough that  $2+1$  and other processes start occurring, and in fact their rates are  $\gtrsim 10^4$  times the Hubble rate, as expected from a calculation along the lines of eq.(2.2).

The real bottleneck preventing the synthesis of large nuclei in the SM is the large binding energy per nucleon of  ${}^4\text{He}$  compared to subsequent small nuclei. It is not until  ${}^{12}\text{C}$  that the binding energy per nucleon exceeds  ${}^4\text{He}$ . In quasi-equilibrium among small-number nuclei, this large binding energy means that  ${}^4\text{He}$  dominates the mass fraction along with H, their ratio being set by the abundance of neutrons. The small number densities of  $A = 7$  nuclei produced are nowhere near sufficient to make the rate of production of energetically favoured  $A \geq 12$  nuclei comparable to the Hubble rate, and so we freeze out with quasi-equilibrium abundances (for a textbook discussion see e.g. [56]). Note that this kind of bottleneck, involving a wrong-sign binding energy difference rather than merely a small right-sign difference as in the D example, gets worse rather than better with decreasing temperature.<sup>9</sup> In summary, SM BBN provides an example of a nucleosynthesis process where the presence of large binding energy differences among small-number states creates a bottleneck. In fact, there are two bottlenecks, the first of which, the D bottleneck, we get through well before fusions have frozen out, but not the second, post- ${}^4\text{He}$ .

A bottleneck in BBDN may similarly have the result of preventing significant quantities of large DN from being formed. However, there is also the possibility, as discussed in the previous section, of a suitable bottleneck leading to the build-up of even larger DN than would otherwise have been produced, with a qualitatively different distribution of DN sizes. Section 3.4 explores this scenario in detail.

---

<sup>9</sup>In the D case, since  $n_D$  increases exponentially with falling temperature, the number of  $A \geq 3$  states produced beforehand is insufficient to bypass the bottleneck. For this reason, it is somewhat difficult for the bypass process to be dominant for right-sign binding energy differences.



### 3 Aggregation process

Recapping, the cross-over from the high- $T$  regime to that in which dissociations are unimportant occurs in a sufficiently short time that only DN much smaller than the freeze-out size are able to be built up in appreciable quantities during this period. After this, there will be a period of effectively fusion-only aggregation before we reach one of the limits discussed in Section 2.1. This section investigates the details of this aggregation process.

Evolving with fusions only, the Boltzmann equation for the  $k$ -DN number density,  $n_k(t)$ , is

$$\frac{dn_k(t)}{dt} + 3H(t)n_k(t) = - \sum_{j=1}^{\infty} \langle \sigma v \rangle_{j,k} n_j(t) n_k(t) + \frac{1}{2} \sum_{i+j=k} \langle \sigma v \rangle_{i,j} n_i(t) n_j(t), \quad (3.1)$$

where  $\langle \sigma v \rangle_{i,j}$  is the velocity-averaged cross section for  $i + j \rightarrow (i + j)$ .<sup>10</sup>

This equation combines together the dilution of number densities due to Hubble expansion, the change in cross sections due to the decrease in DN velocities, and the change in the relative concentrations of  $k$ -DN. We can separate these processes out by moving to different variables. Writing the velocity-averaged cross sections as  $\langle \sigma v \rangle_{i,j} = \sigma_1 v_1 K_{i,j}$ , where the  $K_{i,j}$  encode the relative rates of different fusion processes, the Boltzmann equation in terms of the dimensionless yields  $Y_k \equiv n_k/s$ , where  $s(t)$  is the entropy density, is

$$\frac{dY_k(t)}{dt} = \sigma_1 v_1(t) s(t) \left( -Y_k(t) \sum_j K_{j,k}(t) Y_j(t) + \frac{1}{2} \sum_{i+j=k} K_{i,j}(t) Y_i(t) Y_j(t) \right). \quad (3.2)$$

Here we assume that entropy is conserved throughout the aggregation process, so  $s \propto a^{-3}$ . This system of aggregation equations can be solved in terms of relative concentrations,  $y_k \equiv Y_k/Y_0$  (with  $Y_0 = n_0/s$  the yield of dark *nucleons* irrespective of how they are distributed among DN of different sizes) and by defining a new, dimensionless time  $w$ :

$$\frac{dy_k}{dw} = -y_k \sum_j K_{j,k} y_j + \frac{1}{2} \sum_{i+j=k} K_{i,j} y_i y_j, \quad (3.3)$$

where

$$\frac{dw}{dt} = Y_0 \sigma_1 v_1(t) s(t) = n_0(t) \sigma_1 v_1(t). \quad (3.4)$$

Note that  $Y_0$  is constant in time (assuming no entropy injection) by nucleon number conservation, and the solution is normalised such that  $\sum_k k y_k = 1$  throughout.

In words, the function  $w(t)$  describes how quickly the number distribution of DN changes, whereas the set of distributions moved through is determined by the form of the ‘aggregation kernel’  $K_{i,j}$  and the corresponding solution to the aggregation system eq.(3.3).

---

<sup>10</sup>When de-excitation from some fusion events is via nucleon emission, then, as mentioned in footnote 5, the behaviour may still approximately follow the fusions-only aggregation solution. If large + large fusions are the dominant process, as in the ‘scaling’ regime discussed in Section 3.1, then the behaviour of small DN is not crucial. If small + large fusions are most important, as in the ‘bottlenecked’ regime 3.4, and these dominantly de-excite via nucleon emission, this will just reduce their net forward rate by some factor, and, in simple cases, leaves the qualitative behaviour otherwise intact.

### 3.1 Scaling regime

The system of aggregation equations, eq.(3.3) for all  $k$ , is simplest to solve when the  $K_{i,j}$  do not depend on  $w$ , i.e. when we can absorb all of the time/temperature dependence into the single quantity  $v_1(t)$ . The simplest case in which this is true is when the DN are in kinetic equilibrium with each other, at some temperature  $T_b(t)$ .  $k$ -DN then have mean-square velocities  $\langle v^2 \rangle = T_b/m_k = k^{-1}(T_b/m_1)$ . If fusion cross-sections scale approximately geometrically for large DN, then a kernel of the form

$$K_{i,j} = (i^{2/3} + j^{2/3}) \left( \frac{1}{i^{1/2}} + \frac{1}{j^{1/2}} \right), \quad (3.5)$$

is a good approximation for large DN.<sup>11</sup> In this expression we have, for simplicity, replaced the relative velocity, which is non-relativistic in the fusion regime, by an averaged velocity.

Figure 1 shows, in both  $w$  and  $t$  space, numerical solutions for the aggregation dynamics eq.(3.3) with this kernel, starting from  $y_1(0) = 1$  initial conditions. What is immediately noticeable is that the number distributions at different times have almost the same shape, but shifted relative to each other corresponding to an increase in average size. This arises because our kernel is *homogeneous*,  $K_{bi,bj} = b^\lambda K_{i,j}$  with, here,  $\lambda = 1/6$ . Physically, if we scale up the DNN of all of the DN by some factor, this just corresponds to an *overall* scaling of the rate of fusions, and doesn't change the relative rates of different-number processes. It is known [58] that, for such kernels, there is generally a 'scaling solution' such that almost any finitely-supported initial conditions eventually converge to the form

$$y_k(w) = \frac{1}{\bar{k}(w)^2} f \left( \frac{k}{\bar{k}(w)} \right), \quad (3.6)$$

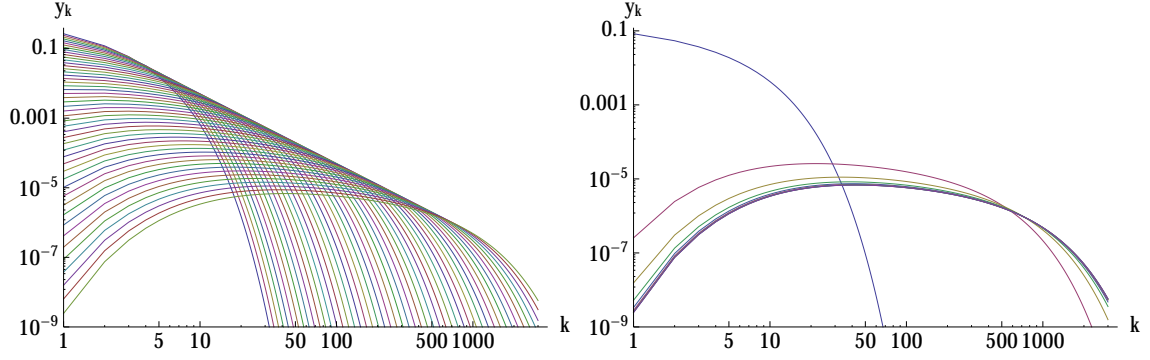
where  $\bar{k}(w) \propto w^{1/(1-\lambda)}$  is the 'characteristic size' of DN at time  $w$ ,  $f$  is the kernel-dependent scaling solution, and the  $1/\bar{k}^2$  factor ensures correct normalisation.

In our case, we can check whether the numerical solutions in Figure 1 obey this scaling behaviour by choosing a plausible form for  $\bar{k}$  (e.g. for a peaked number distribution, we could take one over the total number of DN,  $(\sum_k y_k)^{-1}$ ), and plotting  $\bar{k}^2 y_k$  against  $k/\bar{k}$ , as shown in Figure 2. We see that, for  $y_1(0) = 1$  initial conditions, the distribution converges very quickly to such a scaling solution, which can then be used to extrapolate to larger  $w$  values. From the mathematical theory of aggregation developed in other contexts [57, 59], we expect  $f(x)$  to drop as  $\sim x^{-\lambda} e^{-\text{const.} \cdot x}$  for  $x \gg 1$ , and to have the form  $f(x) \sim x^\theta e^{-\text{const.}/\sqrt{x}}$  for  $x \ll 1$ , with  $\theta$  some constant, both of which match sensibly onto the numerically obtained form. Also, the behaviour of  $\bar{k}(w)$  with  $w$  matches, for larger  $w$ , the  $\propto w^{6/5}$  form predicted from  $\lambda = 1/6$ . This also holds for different choices of  $\bar{k}$ , as expected for a peaked number distribution.

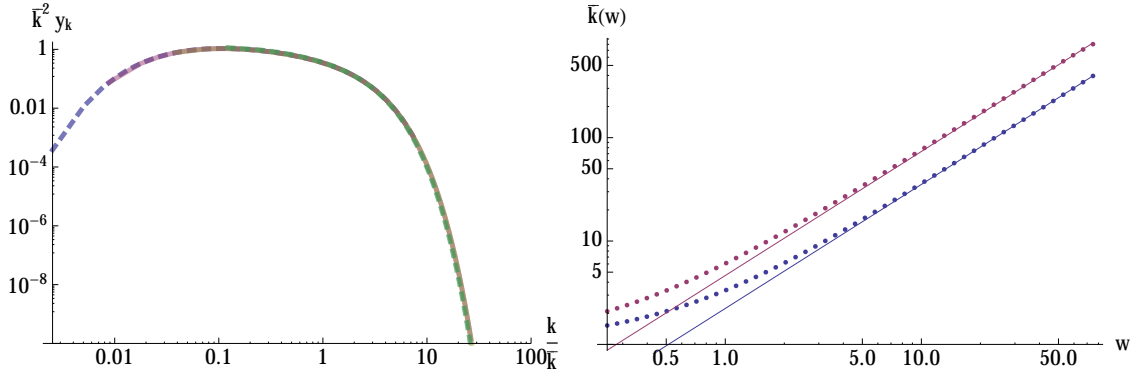
### 3.2 (In-)Dependence on initial conditions

As discussed in Section 2, we do not expect to start the fusions-only aggregation process with single-nucleon-only initial conditions—instead, we will have whatever was produced

<sup>11</sup>This specific form matches cases investigated in the mathematical literature [57].



**Figure 1.** *Left:* Number distributions obtained by solving the system of equations determining aggregation dynamics, eq.(3.3) for all  $k$ , from single-nucleon initial conditions,  $y_k(0) = \delta_{k1}$ , at equally-spaced values in  $\log w$  up to a maximum of  $w = 75$ . The first curve is a Kronecker delta  $y_1(0) = 1$ , the second curve is the one with smallest intercept on the  $k$  axis, etc. Note that distribution of DN sizes very quickly broadens in  $w$ -time. *Right:* The same number distributions at half  $e$ -folding time intervals, assuming DN temperature falling with scale factor and  $w(t)$  evolving as per eq.(3.10), with  $w_{\max} = 75$ . As the physical time goes to infinity the distribution is given by the  $w = w_{\max}$  distribution shown by the thick solid curve.



**Figure 2.** Illustration of convergence of aggregation equation solutions to ‘scaling’ behaviour. *Left:* Solutions of aggregation equation after different ‘times’  $w$  (with  $y_1(0) = 1$ ), plotted on scaled axes  $\bar{k}^2 y_k$  versus  $k/\bar{k}$ , where  $\bar{k} = 1/\sum_k y_k$ . Green dashed line shows solution at  $w = 3$ , yellow at  $w = 8$ , red at  $w = 25$ , and blue dashed at  $w = 75$ . The almost complete overlap shows that convergence to the attractor form of the ‘scaling solution’ is rapid. *Right:* Plot of  $\bar{k}$  behaviour with time—dots are numerical  $\bar{k}(w)$  values, lines are  $w^{6/5}$  curves. Blue are for  $\bar{k}(w) \equiv 1/\sum_k y_k$ , red are for  $\bar{k}(w) \equiv \sum_k k^2 y_k$ .

during the phase when dissociations were still important. Furthermore, fusion cross sections between small DN will probably not be well approximated by the geometrical scaling appropriate to large DN; for example, SM cross sections between small nuclei display very complicated behaviour. Since, as we discuss in the next section, there is only a finite  $w$  time available for aggregation due to Hubble expansion, the question is whether these initial conditions, and small- $k$  behaviour, converge to the scaling solution quickly enough

for appropriate measures of convergence.

Generally, initial conditions can be separated into a component for which similar-size fusions are not frozen out, and one for which they are (this component should be sub-dominant, otherwise aggregation does not significantly affect the distribution at all). Treating the latter case, in which the initial conditions include a subdominant large- $k$  ‘tail’ for which large + large fusions are frozen out (see the right panel plot of Figure 3 as an example), then as long as the aggregation of smaller DN proceeds not much slower than the scaling behaviour, only a small proportion of the small DN fuse with those in the tail. To see this we can approximate the tail by purely  $A$ -DN, and use the fact that the rate at which a given small  $k$ -DN fuses into the tail is  $\Gamma_{k+A} \sim \delta \sigma_1 v_1 n_A A^{2/3} k^{-1/2}$ . So, writing the fraction of the DN in the tail as  $\alpha = An_A/n_0$ ,

$$\frac{d(1-\alpha)}{dt} \sim \Gamma_{k+a}(1-\alpha) \quad \Rightarrow \quad \frac{d \log(1-\alpha)}{dw} \sim -\delta \frac{n_A}{n_0} A^{2/3} k^{-1/2}. \quad (3.7)$$

While  $\alpha$  is small, so the small- $k$  build-up proceeds like the scaling solution, we have  $k \sim w^{6/5}$ . Since  $A + A$  fusions are frozen out,  $n_A$  is roughly constant throughout, so

$$\frac{d\alpha}{dw} \sim \delta \left( \frac{n_A}{n_0} \right)^{1/3} \alpha^{2/3} w^{-3/5} \quad \Rightarrow \quad \alpha_{\max} \sim \delta \frac{n_A}{n_0} w_{\max}^{6/5} \sim \delta \frac{n_A}{n_0} k_{\max}. \quad (3.8)$$

Thus, either  $\delta k_{\max} \gtrsim A$ , in which case the tail is subsumed into the scaling distribution, or else  $\alpha$  is always  $\ll 1$ . Note that this only occurs because  $k$  increases sufficiently quickly with  $w$ . As we shall see in Section 3.4, if that does not happen, then none of the DN may ever reach the scaling regime, and  $\alpha_{\max} \sim \frac{n_A}{n_0} w_{\max}^3$  can become of order 1, so all of the small DN can be absorbed by the frozen-out tail.

Dealing with the other case, suppose that the initial conditions have some component for which similar-size fusions are not frozen out, e.g. the left panel of Figure 3. If these have the same average size as a monomer-only scaling solution after  $\delta w$ , then the eventual distribution will be close to the monomer-only solution after  $w_{\max} + \delta w$ . Since small + large fusions are faster than large + large, the ‘memory’ of the initial shape is erased fairly efficiently.<sup>12</sup>

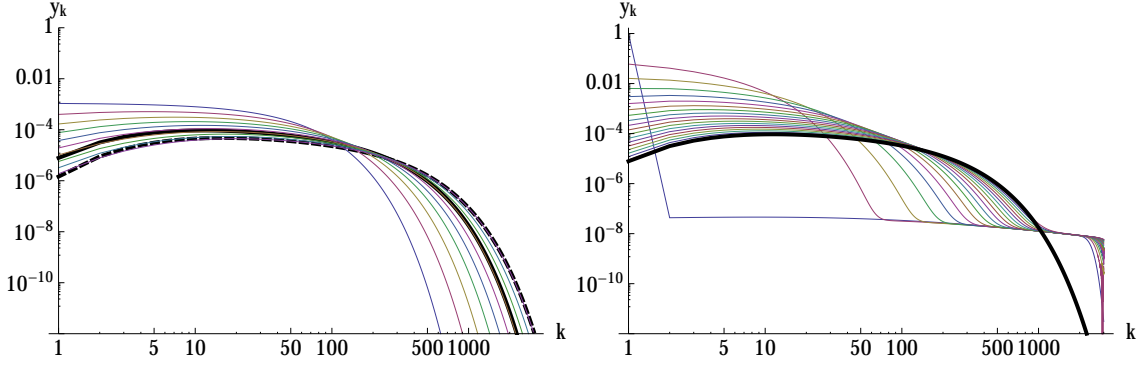
Figure 3 illustrates these behaviours numerically, with the left panel showing the convergence of non-frozen-out initial conditions to a slightly-further-along scaling distribution, and the right panel showing that a sub-dominant frozen-out tail has little effect on the scaling solution obtained.

### 3.3 Real-time behaviour

The scaling distribution gives us the form of the  $y_k(w)$  solution—to obtain the real-time distribution  $y_k(t)$ , we need to know the behaviour of  $w(t)$  from solving eq.(3.4). Generally, we are most interested in the  $t \rightarrow \infty$  limit, so want to find  $w(t \rightarrow \infty)$ . To obtain this we

---

<sup>12</sup>Similarly, if the small- $k$  cross sections are larger than those extrapolated down from large  $k$ , the effect is to start the large- $k$  process slightly earlier,  $w \rightarrow w + \delta w$ , while if the cross sections are smaller than the extrapolation then the solution interpolates between the scaling and bottlenecked regimes—see Section 3.4.



**Figure 3.** Illustration of convergence of aggregation equation solutions to ‘scaling’ behaviour, for more complicated initial conditions. *Left:* Coloured curves are solutions of aggregation dynamics, starting from  $y_k(0) = e^{-k/30}$  initial conditions, at equally-spaced  $w$  values from 0 to 25. For comparison solid black curve shows solution at  $w = 25$  for monomer-only initial conditions, while black dashed curve is monomer-only solution at the later time  $w = 33.25$ . We see that despite the change in initial conditions we still end up with the scaling distribution but now it is slightly shifted in  $w$ -evolution compared to the monomer-only case. *Right:* Solutions of aggregation dynamics at equally-spaced  $w$  values from 0 to 25, starting from initial conditions with most of the mass in single nucleons ( $y_1(0) = 0.97$ ), but also a sub-dominant population in a broad tail out to large  $k$  values (as might arise from e.g. build-up while most of the nucleons are trapped behind a low- $k$  bottleneck). The black curve is the solution at  $w = 25$  for monomer-only initial conditions. Since the initial state has only a small fraction of the nucleons in the tail, and fusions between states in the tail are frozen out, the tail has no significant effect on the majority of the scaling solution.

in turn need to know the behaviour of  $v_1(t)$ , which is simple in the case that the DN are in *kinetic* equilibrium throughout the aggregation process.

The simplest way for the DN to be in kinetic equilibrium is for them to be in thermal contact with a bath of lighter particles during the aggregation process. If this bath is relativistic, so  $T_b \propto 1/a$  (here ignoring possible changes in the number of species for simplicity), and taking  $v_1 = \sqrt{T_b/m_1}$ , we obtain, assuming radiation domination,

$$\frac{dw}{dT} \simeq - \frac{n_0 \sigma_1 v_1}{H} \Big|_{T_0} \left( \frac{T}{T_0} \right)^{1/2} \frac{1}{T_0}, \quad (3.9)$$

where  $T_0$  is the temperature when  $w = 0$ , i.e. at the start of the aggregation process. Solving this,

$$w(T) \simeq \frac{2}{3} \frac{n_0 \sigma_1 v_1}{H} \Big|_{T_0} \left( 1 - \left( \frac{T}{T_0} \right)^{3/2} \right) \rightarrow \frac{2}{3} \frac{n_0 \sigma_1 v_1}{H} \Big|_{T_0}, \quad (3.10)$$

where the limit is  $T \searrow 0$ . The right panel of Figure 1 shows the solutions obtained at different  $t$  values, assuming this relationship between  $w$  and  $T$ , illustrating the convergence towards the  $w = w_{\max}$  solution.

Alternatively, if the hidden sector bath is non-relativistic, so  $T_b \propto a^{-2}$ , we obtain

$$w(T) \simeq \frac{1}{2} \frac{n_0 \sigma_1 v_1}{H} \Big|_{T_0} \left( 1 - \left( \frac{T}{T_0} \right)^2 \right) \rightarrow \frac{1}{2} \frac{n_0 \sigma_1 v_1}{H} \Big|_{T_0}. \quad (3.11)$$

Since  $\bar{k} \sim w^{6/5}$ , we have  $\bar{k}(t \rightarrow \infty) \sim \left( \frac{n_0 \sigma_1 v_1}{H} \Big|_{T_0} \right)^{6/5}$  in both cases. This agrees with the approximate freeze-out calculation of eq.(2.1), which had  $\Gamma/H \sim \frac{n_0 \sigma_1 v_1}{H} A^{-5/6}$ .

Generally, since from eq.(3.4)  $\frac{dw}{d \log a} = \frac{n_0 \sigma_1 v_1}{H}$ , and during the radiation era we have  $H \propto a^{-2}$ ,  $n_0 \propto a^{-3}$ , and writing  $v_1 \propto a^{-\gamma}$ , we have  $\frac{dw}{d \log a} \sim a^{-(1+\gamma)}$ , so,  $\Delta w \sim \Delta (a^{-(1+\gamma)})$  as we obtained in eqs.(3.10) and (3.11). Thus the *bulk of the aggregation process takes of order a Hubble time to complete*. This is illustrated in the right panel of Figure 1, which shows solutions at half- $e$ -folding-time intervals. Such behaviour just comes from the freeze-out properties of the interactions, so in the bottlenecked regime we take at most this long as well—in fact, as we shall see in the next section, that process may take much less than a Hubble time.

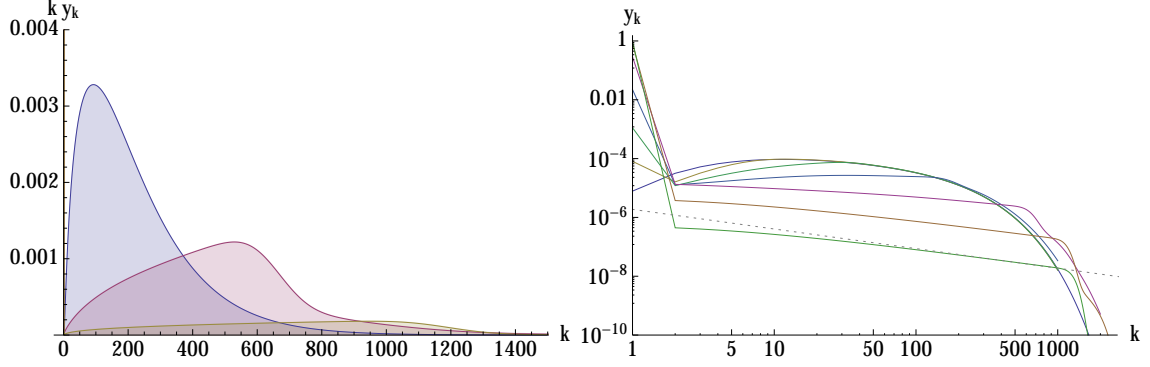
### 3.4 Bottlenecked regime

As illustrated in Section 3.1, if the fusion rates, as parameterised by  $w_{\max}$  and the  $K_{i,j}$ , are not too small compared to the support of our initial conditions, then we reach the scaling regime of the attractor solution. However, if some of the fusion rates are reduced far enough to ‘trap’ a proportion of the DN in a small- $k$  region for long enough, then we will not reach the scaling regime. Counter-intuitively, this can result in building up *larger* DN than would otherwise have been the case. As roughly described by eq.(2.3), this occurs because small + large fusions are less velocity-suppressed in kinetic equilibrium than large + large fusions, so, if there is a bath of small DN present throughout the aggregation process, build-up interactions may freeze out at higher  $A$ . Figure 4 shows a simple example of moving between the scaling and bottlenecked regimes, which may be helpful to keep in mind through the following.

Since small + large fusions keep the number density of large DN the same, they act to increase the rate of large + large fusions, which goes as  $A^{2/3} A^{-1/2} = A^{1/6}$ . If  $\Gamma/H$  becomes of order 1 or higher, then large-large fusions will start operating and bring it down to  $\sim 1$ , establishing a scaling distribution for the larger DN. Since the rate of fusions for a single small DN is larger than that for large DN, this also means that all of the small DN will be used up, clearing the bottleneck and placing us in the scaling regime.

The more interesting case is when large-large interactions are always frozen out. We can then model the aggregation process as a combination of the slow creation of large post-bottleneck ‘seed’ DN, and the fast accretion of small pre-bottleneck DN onto these. Looking first at the accretion process, from our previous assumptions the growth rate for a large DN scales geometrically,  $\propto R^2 \sim A^{2/3}$ . So,  $dk/dw \sim k^{2/3} y_s$ , where  $y_s$  parameterises the concentration (and size) of small DN, and thus  $k \sim \left( \int dw y_s \right)^3$ . If the bath of small DN is populated throughout most of the  $w$  time, then  $k_{\max} \sim w_{\max}^3$ , realising the freeze-out bound of eq.(2.3).

As well as the maximum size, we are also interested in the number distribution over  $k$ . If a seed DN is produced at time  $w_{\text{inj}}$ , then its eventual size will (for roughly constant  $y_s$ ) be  $k \sim (w_{\max} - w_{\text{inj}})^3$ . More precisely, if we change time variable to  $z$ , where  $dz/dw = y_s$ , we have  $k \sim (z_{\max} - z_{\text{inj}})^3$ . This means that the relationship between injection time  $z_{\text{inj}}$  and final size  $k$  is given by  $-\frac{dz_{\text{inj}}}{dk} \sim k^{-2/3}$ . Next, write  $a_k(z)$  for the total concentration



**Figure 4.** Illustration of transition between scaling regime and bottlenecked regime. *Left:* Mass distribution at  $w = 25$ , starting from initial conditions of single nucleons,  $y_k(0) = \delta_{k1}$ , for the original kernel with  $K_{1,1} = 4$  (purple), and modified kernels with  $K_{1,1} = 10^{-4}$  (red), and  $K_{1,1} = 10^{-5}$  (yellow). We see that, within this range, making  $1 + 1$  fusions slower results in building up larger DN. *Right:* Number distribution at  $w = 25$ , again starting from initial conditions of single nucleons, for  $K_{1,1} = (4, 1, 10^{-1}, 10^{-2}, \dots, 10^{-6})$ . The dotted line aligned with the  $K_{1,1} = 10^{-6}$  (green) curve is  $\propto k^{-2/3}$ . We transition from converging very quickly to the scaling solution, to ending up with a power-law distribution cutting off at larger  $k$ . Between  $K_{1,1} = 10^{-5}$  and  $10^{-6}$ , the maximum  $k$  reached hardly increases, with the overall number density in the power-law tail just going down—we have reached the freeze-out limit for building up large DN.

of seed  $k$ -DN injected by time  $z$ . Since accretion only changes the  $k$ -number, and not the density, of an injected seed population, we obtain

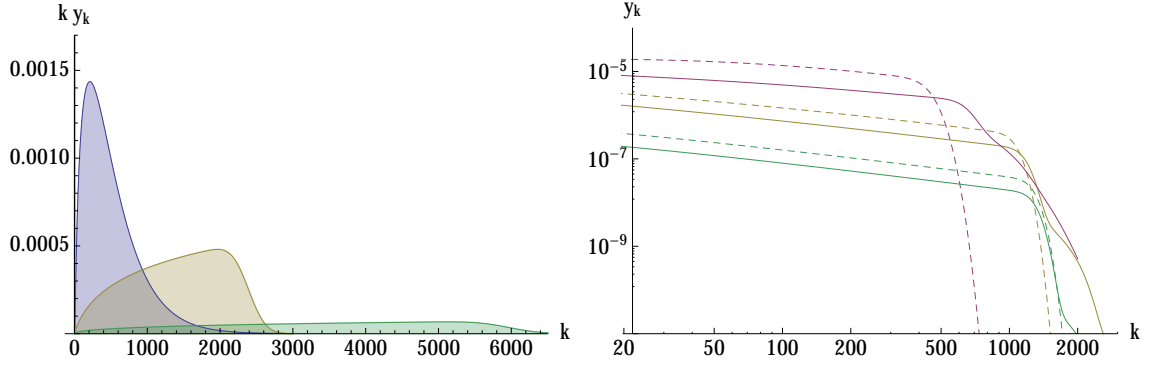
$$y_k = -\frac{d}{dk} \left( \sum_j a_j(z_{\text{inj}}(j \rightarrow k)) \right) = -\sum_j \frac{da_j}{dz} \frac{dz_{\text{inj}}(j \rightarrow k)}{dk} \sim k^{-2/3} \sum_j c_j \frac{da_j}{dz} \quad (3.12)$$

For  $k$  large compared to the  $j$  which dominate the sum, we can write this as  $k^{-2/3} f_i(z_{\text{inj}})$ . In particular, if for small  $z$  the injection rate is roughly constant (this is reasonable, since only a small fraction of the pre-bottleneck bath has been used up, and the temperature, scale factor etc. change by only a small amount), then for large  $k$  we should have a power law number distribution  $y_k \sim k^{-2/3}$ .

As we increase the injection rate  $f_i$ , we move through the three different regimes described at the end of Section 2.1:

- If the injection rate is small enough, then most of the small bath is not used, and most of the mass is stuck behind the bottleneck, with a small proportion in a  $y_k \sim k^{-2/3} f_i(z_{\text{inj}})$  tail, which extends to  $k_{\text{max}} \sim w_{\text{max}}^3$ . As an example, if we assume that  $f_i$  decreases with time, such that the nucleon number integral  $\int^{k_{\text{max}}} dk k k^{-2/3} f_i$  is dominated by the upper decade,  $\sim k_{\text{max}}^{4/3} f_i(0)$ , then the upper limit of this regime is given by  $f_i(0) \sim k_{\text{max}}^{-4/3} \sim w_{\text{max}}^{-4}$ .
- For larger injection rates, we use up all of the small bath before we reach  $w_{\text{max}}$ , so we build up to correspondingly smaller  $k_{\text{max}}$ . Under the same assumptions on  $f_i$ , we have  $k_{\text{max}} \sim f_i(0)^{-3/4}$ .





**Figure 5.** Further illustrations of behaviour in the bottlenecked regime. *Left:* Mass distribution at  $w = 50$ , starting from single nucleons, for original kernel  $K_{1,1} = 4$  (purple), and modified kernels with  $K_{1,1} = 10^{-5}$  (yellow),  $K_{1,1} = 10^{-6}$  (green) (latter two in the ‘addition approximation’, i.e. only taking into account  $1 + k \rightarrow (1 + k)$  fusions). Comparing to Figure 4, going to larger  $w$  increases the difference between the bottlenecked and scaling solutions. *Right:* Solid lines are number distributions at  $w = 25$ , starting from single nucleons, for  $K_{1,1} = 10^{-4}$  (red),  $K_{1,1} = 10^{-5}$  (yellow), and  $K_{1,1} = 10^{-6}$  (green). Dashed lines are number distributions in the addition approximation.

- For sufficiently large injection rates, large-large fusions eventually become important, and we enter the scaling regime. We expect this to happen roughly when  $k_{\max}$  for the addition process is comparable to the  $k$  values of the scaling peak. Since this has  $\bar{k} \sim w^{6/5}$ , under the above assumptions on  $f_i$  we expect the cross-over to be at around  $f_i(0) \sim w_{\max}^{-8/5}$ .

In the first regime, the proportion of DM in the pre-bottleneck bath stays roughly constant, so  $\frac{dz}{dw} = y_s \simeq \text{const}$ . From the previous section,  $\Delta w \sim \Delta(a^{-(1+\gamma)})$ , so the bulk of the process again takes of order a Hubble time. For the intermediate regime, we use up most of the small bath within  $\Delta w \simeq (3k_{\max})^{1/3} < w_{\max}$ , a small fraction of a Hubble time. For the rest of  $w$  time, either large-large fusions are frozen out, in which case we only make small modifications to the number distribution, or we enter the scaling regime.

Figure 4 shows the numerical solution of a particularly simple bottlenecked example—using the geometrical kernel of eq.(3.5), but reducing  $K_{1,1}$ . In this case, the injection rate  $f_i \propto y_1^2$ , so for most of the addition process it is constant, giving a power-law number distribution  $y_k \sim k^{-2/3}$  for large  $k$ . The right panel of Figure 4 illustrates how we move through the three regimes identified above as we decrease  $K_{1,1}$ . We start out converging quickly to the scaling distribution, but for  $K_{1,1} \lesssim 10^{-4}$  we never reach this regime, ending up with a power law out to larger  $k$ . For  $K_{1,1} \lesssim 10^{-5}$ , most of the  $k = 1$  population never makes it past the bottleneck, and our power-law tail goes to smaller concentrations rather than higher  $k$  values.

The right panel of Figure 5 shows explicitly that, for the bottlenecked solutions, we are close to being in the addition-dominated regime, i.e. the dominant process is  $1+k \rightarrow (k+1)$ . Comparing the left panel to Figure 4 illustrates that, as we increase  $w_{\max}$ , the difference

between the  $k_{\max}$  attainable in the scaling and bottlenecked regimes increases.

As was the case in the scaling regime, sufficiently small changes in the initial conditions, or in the rates of individual processes, will not make a major difference to the eventual number distribution. If we start with a small mass fraction of the DN past the bottleneck, this will be equivalent to an injection spike at  $z = 0$ , and so a bump at the end of the overall tail. If some of the rates for small + large fusions differ from the geometrical approximation, say for large DN of size  $k$ , then this will affect all of the large DN that grow to sizes  $> k$ —as long as the reduction in the rate is not large enough to cause a further bottleneck, there will be little change in the qualitative form of the final distribution.

## 4 Aspects of dark sector phenomenology

So far, we have investigated the BBDN process, and the number distribution of DN that may result from it. The DM self-interactions, and the extended hidden sector needed to realise such models, mean that these theories generically have the possibility of interesting hidden sector phenomenology, including non-standard indirect detection signals, modifications of halo properties, and early-universe signatures of extra species. Also, though not required in these models, it is possible that the DN have sufficiently strong interactions with SM states to give signals in future direct detection experiments. If that is the case, then such signals may differ from those of usual WIMP DM, and have different relationships to collider bounds [53]. Additionally, such interactions may lead to the capture of DN in astrophysical objects, and then self-interactions among captured DN could become important.

In standard ADM models, annihilations with the relic symmetric population can lead to astrophysical energy injections, most detectably in the early universe, putting a limit on how large this population can be. In nuclear DM models there is additionally the energy injected by inelastic processes, particularly the release of binding energy from fusions.

For simple ADM models with DM mass  $\lesssim 100$  GeV, annihilation of the symmetric component generally needs to go into, or via, lighter hidden sector particles rather than directly to the SM, to avoid constraints from direct detection and collider experiments [48]. We will see below that in the case of DN, the constraints from direct detection on the SM couplings of individual DN constituents are often even tighter, confirming the need to annihilate into lighter hidden sector particles. In addition, if we want to build up DN via fusions from single nucleons, we need some lighter state for at least the first few fusions to de-excite into, as the limits on SM interactions are generally strong enough that we cannot de-excite fast enough via those alone. We also need some mediator particle to transmit the binding force. If any of these additional states are sufficiently light, strongly-interacting, or long-lived, then there may be astrophysical constraints on their properties.

The amplitudes for sufficiently weak interactions between DN and other states will, for interactions involving individual dark nucleons, factorise into a form factor and a single-nucleon amplitude. For momentum exchanges which are small compared to the inverse radius of the DN, the form factor will be  $\propto A$ , i.e. the interaction will be coherence en-

hanced, and will fall off in some nuclear-structure-dependent way for larger momenta [53] analogously to the scattering of SM nuclei with WIMP DM.

Assuming that DN scatterings with SM nuclei in DM direct experiments are in the small momentum transfer regime, the coherence factor has the effect of *enhancing*, for a given SM-dark nucleon interaction strength, the constraints from these experiments. Taking the DN to be of a single size  $A$ , the number density is  $\propto 1/A$ , but the scattering rate is coherence-enhanced by  $A^2$ , so the overall event rate scales as  $A$ . For the distributions discussed in the previous sections, both the mass distribution  $ky_k$  and the scattering-rate distribution  $k^2y_k$  are peaked over a small logarithmic range in  $k$ , so the  $\propto A$  enhancement is a reasonable approximation. The same is true, for simple injection profiles, in the bottlenecked case. Since the rate for processes with only SM particles in the initial state is generally set by the interaction strength with individual dark nucleons, collider constraints, and those from the annihilation of the symmetric DM component in the early universe, are relatively less stringent compared to direct detection.

In addition to these effects on overall rates, for intermediate momentum transfers the effect of the momentum-dependent DN form factor may be important. The possibility of ‘dark form factors’ influencing the shape of direct detection recoil spectrum has been investigated by a number of authors, often in the context of suppressing low-momentum scatterings [60, 61], but also addressing soft form factors [62–64]. Also, for sufficiently large energy transfers, inelastic processes involving excited DN states or fissions may be important. In a forthcoming paper [53] we investigate the possible direct detection phenomenology of DN in quantitative detail, as well as exploring the possible consequences of its capture in astrophysical objects.

#### 4.1 Post-nucleosynthesis energetics in the dark sector

Since we have been considering DM with strong self-interactions, an obvious question is whether these self-interactions have late-time consequences. For elastically-scattering DM with velocity-independent self-scattering cross section, the observational limit on the self-scattering cross section is  $\sigma_{XX}/m_X \lesssim 1 \text{ barn/GeV}$  (see e.g. [65]). For a population of  $A$ -DN,

$$\frac{\sigma_{AA}}{m_A} \simeq \frac{0.05 \text{ barn}}{\text{GeV}} A^{-1/3} \left( \frac{1 \text{ GeV}}{m_1} \right)^{1/3} \left( \frac{1 \text{ GeV fm}^{-3}}{\rho_b} \right)^{2/3}, \quad (4.1)$$

in the notation of eq.(2.2). From the results of Section 2.1, if we scale  $m_1 \mapsto \lambda m_1$ ,  $\rho_b \mapsto \lambda^4 \rho_b$  etc., then in the scaling regime,  $A \mapsto \lambda^{-12/5} A$ . Thus,  $\frac{\sigma_{AA}}{m_A} \mapsto \lambda^{-11/5} \frac{\sigma_{AA}}{m_A}$ , so we would hit the observational limit at  $\sim 10 \text{ MeV}$  scales for the constituents, assuming that we built up to the largest allowed sizes.

Realistically, the situation can be more complicated than this. Firstly, there would be a spectrum of DNN values. However, for the scaling distribution, and simple forms of the bottlenecked distributions, the area distribution  $k^{2/3}n_k$  and the mass distribution  $kn_k$  both receive most of their contribution from a single decade or so of nucleon numbers, so the above calculations will hold approximately.

More interestingly, the fact that DN collisions may not be elastic could have phenomenological consequences. Since, neglecting collisions, DN of different sizes will have

the same velocity distribution, with e.g.  $v \sim 10^{-3}$  in the Milky Way, large DN will have kinetic energies much larger than the single-nucleon binding energy scale. Thus, it is possible that DN-DN collisions will result in inelastic collisions, including nuclear fragmentations, transitions to excited states, and fusions.

Some types of collisions may be dissipative, reducing the average kinetic energy (KE) per nucleon of the final state DN. Examples include scattering to excited states, in which some of the initial KE is lost into de-excitation products (fusions with sufficiently small binding energy differences also lose KE overall). If these de-excitation products interact with the SM, there may be indirect detection signals from these processes. Independently, the inelastic form of the scattering will tend to lead to the contraction of DM mass distributions, as compared to elastic scatterings. It may be the case that, in regions of sufficiently high DM density, there is the possibility of run-away contraction (in particular, if the DM is self-gravitating, then removing KE results in the distribution contracting and also heating up, due to the negative heat capacity). More generally, the effects and constraints will be different from the usual simulations of elastic DM self-interactions.

On the other hand, the presumed binding-energy-based stability of large DN means that there may be exothermic collisions, in which the average KE of the DN is increased (c.f. fusions in stars, in the SM). If the velocity kick given to the DN is large compared to the velocity dispersion in the halo, exothermic collisions will have the effect of clearing out the central high-density region, until the number density is low enough that collisions occur once per particle per Hubble time. Since smaller halos tend to have smaller velocity dispersions, small velocity kicks may only modify structure on small scales (where there are problems with  $\Lambda$ -CDM predictions for structure).

These general effects of inelastic DM self-interactions are not specific to nuclear DM, and a number of models have been investigated in the literature. In particular, models in which the DM transforms under some approximate symmetry can easily realise small mass splitting, and the effects of illustrative cases corresponding to a Yukawa self-interaction have been considered in [66, 67].

Turning to the energy released in de-excitations; considering energy injections once the aggregation process has frozen out, the injection rate is just set by the local DM velocities and number density (which, in regions where only a small fraction of the DN undergo self-interactions, will be the standard collisionless DM values). Generally, if the rate is velocity-suppressed (as for large DN-DN collisions), and freeze-out is before BBN, then present-day cosmic ray (CR) constraints dominate those from earlier times, if the injection is to sufficiently energetic SM particles [68, 69]. Velocity-independent processes with rate  $\propto n^2$  have BBN, CMB and CR constraints within a few orders of magnitude of each other, depending on the form of SM injections [68–70].

In regions where only a small fraction of DN undergo fusions, the proportion of the

DM mass density represented by the binding energy released in late-time fusions is

$$\langle\sigma v\rangle n_A t_{\text{sys}} \frac{\Delta BE}{M_A} \sim 10^{-3} A^{-2/3} \frac{\Delta BE}{A^{2/3} 0.01 m_1} \left\{ \frac{\rho_{\text{DM}}}{0.3 \text{ GeV cm}^{-3}} \left( \frac{1 \text{ GeV fm}^{-3}}{\rho_b} \right)^{2/3} \left( \frac{1 \text{ GeV}}{m_1} \right)^{1/3} \left( \frac{v}{10^{-3}} \right) \left( \frac{t_{\text{sys}}}{10 \text{ Gyr}} \right) \right\}, \quad (4.2)$$

(where the  $\Delta BE$  terms corresponds to the binding energy difference in  $A + A \rightarrow 2A$  fusions scaling as  $A^{2/3}\beta$ , in the notation of eq.(1.1);  $\beta = 0.01m_1$  is around the SM value). This corresponds to a proportion  $\sim 0.1A^{-1/3}\{ \}$  of the DN undergoing collisions, where  $\{ \}$  indicates the term in curly brackets in equation 4.2, so the total KE of the DN involved is  $\sim 7 \times 10^{-8}A^{-1/3}\{ \}$  of the DM mass density.

As an illustration of a comparable indirect detection signal, for standard symmetric DM, the proportion of the DM mass density released in  $s$ -wave annihilations is

$$\langle\sigma v\rangle n_X t_{\text{gal}} \sim 3 \times 10^{-8} \left( \frac{100 \text{ MeV}}{m_X} \right) \left( \frac{\langle\sigma v\rangle_X}{\text{pb}} \right) \left( \frac{\rho_{\text{DM}}}{0.3 \text{ GeV cm}^{-3}} \right), \quad (4.3)$$

where we take  $t_{\text{gal}} \sim 10 \text{ Gyr}$ . Since the detectability of CR signals from annihilating DM at  $\sim \text{pb}$  cross-sections depends on the SM injection channel etc. [71], the same applies for DN collisions within the  $A$  ranges of interest. Given the range of initial DN masses, and the possibility of excited states of DN, such signals may have a richer structure than the indirect detection signals usually considered. Additionally, the geometric cross sections we have assumed give different velocity dependence to the partial wave processes usually considered.

Also, as considered above, for dissipative collisions in sufficiently dense regions, there may be the possibility of (run-away) contraction of the DN distribution, which could significantly affect signals from e.g. the Galactic centre.

## 4.2 Light dark sector states

As mentioned above, DN models generally require additional lighter hidden sector states. Since the assumption is that these do not make up the bulk of the DM, they either need to never have a large abundance (generally difficult to realise in thermal ADM histories), be sufficiently light and weakly interacting with the SM to persist as dark radiation, or their abundance needs to be reduced.

Reducing the yield of a species can occur by transferring its energy density to other hidden sector species, or to the SM. In the latter case, if this injection occurs during or after BBN, there are constraints on its form and magnitude. For injection to hadronic channels, the total energy density injected after  $T_\gamma \sim 1 \text{ MeV}$  must be significantly below that of the DM. For electromagnetic ( $e^\pm$  or  $\gamma$ ) injection, the dominant effect at times before thermalisation becomes inefficient,  $\lesssim 10^4 \text{ sec}$ , is alteration of the photon-baryon ratio,<sup>13</sup>

<sup>13</sup>and also increasing the photon temperature relative to that of neutrinos, so decreasing  $N_{\text{eff}}$  at later times compared to BBN.

which constrains the amount of energy injected to  $\lesssim 0.1\rho_\gamma$  [72]. At later times, any energy injections, apart from those to neutrinos, must again be significantly sub-DM [73–75].

For hidden sector particles of mass  $\gg 100$  MeV, their (symmetric) chemical equilibrium abundance (at the SM temperature) by BBN times is significantly sub-DM. The dominant constraints on their couplings to the SM generally come from collider experiments, and permit decay times of  $\ll 1$  sec (e.g. [76]). So, in these cases, if such decays are possible, then there are generally consistent scenarios in which any initial abundance decays to the SM before BBN.<sup>14</sup>

On the other hand, for hidden sector particles with  $m \ll 100$  MeV, astrophysical, collider and other observations place strong constraints on their SM couplings. These restrict their SM decay times to  $\gtrsim 1 \text{ sec} \left(\frac{100 \text{ MeV}}{m}\right)^{1+2k}$ , where  $k \geq 0$  is set by the mass dimension of the decay operator (e.g. [77, 78]), and mean that direct interactions with the SM are frozen out below very high temperatures ( $T_\gamma \gg m$ ).<sup>15</sup> If  $m \gtrsim 10$  keV, purely SM decays occur at  $T_\gamma < m$ , so the decay of a thermal abundance would transfer  $\gtrsim \rho_\gamma$  energy density to the SM. For smaller  $m$ , the decay time is  $\gtrsim 10^4$  sec, so the constraints on energy injection to the SM are much more severe. In either case, limits on SM energy injection generally imply that the majority of the initial thermal energy density needs to be transferred to other, lighter hidden sector states.<sup>16</sup> Considering these states in turn, we eventually require that there be long-lived hidden sector states, which will act as dark radiation, at least during the early universe. Extra relativistic species are compatible with current observations [79], and if the hidden sector is at a lower temperature than the SM, its contribution to the effective number of such species  $N_{\text{eff}}$  may be small. Plausible candidates for these species within hidden sector models include very light pseudo-Nambu-Goldstone bosons or  $Z'$  states.

## 5 Conclusions

In this paper we have studied the ‘‘Big Bang dark nucleosynthesis’’ process by which ‘nuclear’ bound states of DM may be built up in the early universe. Specifically we focussed on the case of asymmetric DM models where the nuclear binding energy per dark nucleon saturates in the large nucleon number limit.

---

<sup>14</sup>As noted in previous sections, obtaining sufficiently fast annihilations (directly to the SM) to reduce the energy density to sub-DM levels is generally difficult for  $m \ll 100$  GeV, without involving lighter states or non-minimal flavour structures.

<sup>15</sup>Faster decay times may be possible with more complex dark sectors, but these generally involve additional lighter dark states.

<sup>16</sup>It may be possible to realise alternative scenarios in which energy is transferred to the SM indirectly, via other hidden sector states. If the hidden sector is at a slightly lower temperature than the SM, and the transfer is before  $\sim 10^4$  sec, this may be safe (sitting at the upper end of the mass range, and transferring mostly before BBN, may also work). This would require that number-changing interactions with other hidden sector states are sufficiently fast to keep the light state in thermal equilibrium during the process. Three-body interactions with heavier hidden sector states are suppressed by two factors of the heavy state number density (which is small for DM of SM mass or higher), and inelastic two-body collisions are only relevant if such excitations are accessible at low temperatures, imposing model-building constraints. Alternatively, models in which SM energy injection is dominantly to neutrinos may also be viable.

We find that, if fusions between small dark nuclei (DN) happen sufficiently fast, and fusion cross-sections between large DN scale on average geometrically, the resulting number distribution generically takes on a universal form, illustrated in Figures 1 and 2. This result is broadly independent of small changes to the initial conditions or fusion rates, assuming that the DN are in kinetic equilibrium throughout the process, as discussed in Section 3.2. The average mass of the DN built up during this process can be as large as  $\sim 10^8$  GeV.

If fusion reactions between small DN are not large enough to reach this regime, but large-small fusions still occur at an appreciable rate, then there is the counter-intuitive possibility of building up even larger DN due to the higher velocities of smaller particles, leading to larger fusion rates. The resulting number distribution generally takes the form of a power law multiplied by an ‘injection profile’ parameterising the change of small-small fusion rates with time. Figures 4 and 5 illustrate this behaviour.

Given this possibility of building up large dark nuclear bound states, direct detection signals may be modified in a number of ways—by the coherent enhancement of SM-DM interactions, by dark form factors if the DN radius is significantly larger than SM nuclear radii, and by inelastic interactions if there are sufficiently low-lying excitations. We reserve detailed discussion of such direct detection phenomenology to a forthcoming paper [53].

The possibility of inelastic collisions can also lead to interesting astrophysical dark sector interactions as mentioned in Section 4.1. These include annihilation-type indirect detection signals, which are usually absent from asymmetric DM models (and here may have a richer structure, corresponding to the number distribution of DN). Inelastic collisions may also modify the effects of DM self-interactions on halo structure, especially at short distance scales. In addition, as discussed in [53], there are a range of possible consequences for the capture of DN by astrophysical objects as well, from ejection by de-excitations, through to fusions leading to a very dense DN core.

Finally, the discussion in this paper has intentionally been as model-independent as is practical, investigating idealised versions of the behaviour that classes of models can display. The physics is inspired by that observed in the Standard Model (SM) sector, with the simple, but important, change that the Coulomb barrier is removed. Although the example of the SM reassures us that a sufficiently complicated model can realise the physics we discuss, it would be interesting to investigate, along the lines of [9, 14, 80], specific simple toy models which realise all or some of the features discussed in this paper. As with the SM, we would expect there to be additional features in the dark nuclear spectroscopy and interaction cross sections, e.g. due to shell structure, on top of the general scaling behaviour of nuclear properties that we have utilised. In addition the extra hidden sector states required (to mediate binding forces, carry away de-excitation energy, etc) beyond the dark nucleon itself can be relevant for astrophysical phenomenology and constraints. In particular, if some of these states have masses  $\lesssim 100$  MeV, there is likely to be a need for extra hidden sector states which act as dark radiation. Another avenue for further work is the possibility of symmetric DM models.



## Acknowledgements

We wish to thank Asimina Arvanitaki, Masha Baryakhtar, Peter Graham, Felix Kahlhoefer, and Surjeet Rajendran for discussions. EH, RL and JMR thank the CERN Theory Group, and SMW thanks the Oxford Physics Department, for hospitality during completion of this work. This work was supported in part by ERC grant BSMOXFORD no. 228169. EH and RL acknowledge support from STFC studentships, and in addition, RL is grateful for support from the Buckee Scholarship at Merton College, Oxford.

## A Transition from equilibrium to aggregation

In chemical equilibrium, detailed balance for the  $k + (A - k) \leftrightarrow A$  process implies that

$$\Gamma_{A \rightarrow (k, A-k)} \tilde{n}_A = \langle \sigma v \rangle_{(k, A-k) \rightarrow A} \tilde{n}_k \tilde{n}_{A-k}, \quad (\text{A.1})$$

where the  $\tilde{n}_k$  are the equilibrium number densities,  $\Gamma_{A \rightarrow (k, A-k)}$  is the rate of  $A \rightarrow (k, A-k)$  dissociations for a single  $A$ -DN (in general, this depends on the abundances and velocities of other species), and  $\langle \sigma v \rangle_{(k, A-k) \rightarrow A}$  is the thermally averaged fusion cross section (we assume, as is almost always the case, that mean free paths are long enough so that velocity rather than diffusivity is important). If we assume that the fission rate is purely determined by the temperature, then when we are in kinetic equilibrium at (non-equilibrium) number densities  $n_k$  etc.,

$$\Gamma = \langle \sigma v \rangle \frac{\tilde{n}_k \tilde{n}_{A-k}}{\tilde{n}_A}. \quad (\text{A.2})$$

This assumption about the fission rate will be violated if DN-DN collisions often lead to ‘prompt’ fragmentations, rather than either elastic scatterings, or inelastic collisions that result in a thermally-equilibrated excited state (c.f. the ‘compound nucleus’ model for SM nuclear collisions [54]). The same is true for DN collisions with other baths that do not have their chemical equilibrium abundance.

Assuming ideal gas behaviour, the equilibrium number densities are related by

$$\frac{\tilde{n}_A}{\tilde{n}_{A-k} \tilde{n}_k} = \frac{g_A}{g_k g_{A-k}} \left( \frac{2\pi}{m_A T} \frac{m_A^2}{m_k m_{A-k}} \right)^{3/2} e^{(m_k + m_{A-k} - m_A)/T}, \quad (\text{A.3})$$

where  $g_k$  is the number of effective degrees of freedom of  $k$ -DN. Writing  $m_k = km_1 - B_k$ , and assuming that binding energies are a small fraction of the mass, this is

$$\sim \frac{g_A}{g_k g_{A-k}} \left( \frac{A}{k(A-k)} \right)^{3/2} \Lambda^3 e^{(B_A - B_k - B_{A-k})/T}, \quad (\text{A.4})$$

where  $\Lambda = \sqrt{2\pi/(m_1 T)}$ .

The overall forward rate for the  $k + (A - k) \leftrightarrow A$  process is

$$\langle \sigma v \rangle n_k n_{A-k} - \Gamma n_A = \langle \sigma v \rangle n_k n_{A-k} \left( 1 - \frac{\tilde{n}_k \tilde{n}_{A-k}}{\tilde{n}_A} \frac{n_A}{n_k n_{A-k}} \right). \quad (\text{A.5})$$

Thus, as long as

$$\frac{n_k n_{A-k}}{n_A} \gg \frac{\tilde{n}_k \tilde{n}_{A-k}}{\tilde{n}_A} \Leftrightarrow n_k \Lambda^3 e^{\Delta B/T} \gg \frac{n_A}{n_{A-k}} \frac{g_k g_{A-k}}{g_A} \left( \frac{k(A-k)}{A} \right)^{3/2}, \quad (\text{A.6})$$

dissociations will give only a small correction to the fusion rate. For the  $1+1 \leftrightarrow 2$  process, we start building up when  $n_1 \Lambda^3 e^{B_2/T} > 1$ . More generally, if we assume that typical binding energy differences rise fast enough with size difference (for example, in a liquid-drop type model  $B_k = \alpha k - \beta k^{2/3}$ , the surface tension term  $\beta$  gives  $B_A - B_{A-k} - B_k \sim \beta k^{2/3}$  for  $A > k$ ), then if  $n_0 \Lambda^3 e^{\alpha/T} \gg 1$  (where  $n_0$  is the number density of nucleons), the inequality should hold for all of our fusion processes between  $k, A-k$  states with reasonable density, with the possible exception of anomalously low (or wrong-sign) binding energy differences for small-number states.

Since  $n_0 \Lambda^3 \ll 1$  (the DM is a dilute gas), we have equality  $n_0 \Lambda^3 e^{\alpha/T} = 1$  at  $T \ll \alpha$ . After that, assuming that  $\frac{-d \log T}{d \log a} = \mathcal{O}(1)$ , we have  $\frac{d \log LHS}{d \log a} \sim \frac{\alpha}{T} \gg 1$ . So, with the possible exception of small small- $k$   $B_k$  values, we go from being near-equilibrium, to dissociations being very suppressed, in a time that is parametrically  $H^{-1} \frac{T}{\alpha}$ .

Furthermore, during this time the build-up of DN proceeds at most as quickly as a fusions-only aggregation process, like that considered in Section 3. As explained there, in many regimes this progresses fairly uniformly over the first Hubble time, so a modification to the fusion rates during a small initial fraction of this time will have a small overall effect on the result.

## References

- [1] M. Pospelov and A. Ritz, *Astrophysical Signatures of Secluded Dark Matter*, *Phys.Lett.* **B671** (2009) 391–397, [[arXiv:0810.1502](#)].
- [2] J. D. March-Russell and S. M. West, *WIMPonium and Boost Factors for Indirect Dark Matter Detection*, *Phys.Lett.* **B676** (2009) 133–139, [[arXiv:0812.0559](#)].
- [3] W. Shepherd, T. M. Tait, and G. Zaharijas, *Bound states of weakly interacting dark matter*, *Phys.Rev.* **D79** (2009) 055022, [[arXiv:0901.2125](#)].
- [4] D. E. Kaplan, G. Z. Krnjaic, K. R. Rehermann, and C. M. Wells, *Atomic Dark Matter*, *JCAP* **1005** (2010) 021, [[arXiv:0909.0753](#)].
- [5] J. A. Frieman, G. B. Gelmini, M. Gleiser, and E. W. Kolb, *Primordial origin of nontopological solitons*, *Phys. Rev. Lett.* **60** (May, 1988) 2101–2104.
- [6] A. Kusenko and M. E. Shaposhnikov, *Supersymmetric Q balls as dark matter*, *Phys.Lett.* **B418** (1998) 46–54, [[hep-ph/9709492](#)].
- [7] S. Nussinov, *Technoc cosmology: could a technibaryon excess provide a 'natural' missing mass candidate?*, *Phys.Lett.* **B165** (1985) 55.
- [8] R. Chivukula and T. P. Walker, *Technicolor cosmology*, *Nucl.Phys.* **B329** (1990) 445.
- [9] G. Krnjaic and K. Sigurdson, *Big Bang Darkleosynthesis*, [[arXiv:1406.1171](#)].
- [10] J. A. Frieman, A. V. Olinto, M. Gleiser, and C. Alcock, *Cosmic Evolution of Nontopological Solitons. 1.*, *Phys.Rev.* **D40** (1989) 3241.

- [11] M. B. Wise and Y. Zhang, *Stable Bound States of Asymmetric Dark Matter*, [arXiv:1407.4121](#).
- [12] M. B. Wise and Y. Zhang, *Yukawa Bound States of a Large Number of Fermions*, [arXiv:1411.1772](#).
- [13] W. Detmold, M. McCullough, and A. Pochinsky, *Dark Nuclei I: Cosmology and Indirect Detection*, [arXiv:1406.2276](#).
- [14] W. Detmold, M. McCullough, and A. Pochinsky, *Dark Nuclei II: Nuclear Spectroscopy in Two-Colour QCD*, [arXiv:1406.4116](#).
- [15] G. B. Gelmini, L. J. Hall, and M. J. Lin, *What is the cosmion?*, *Nucl. Phys.* **B281** (1987) 726.
- [16] S. M. Barr, R. Chivukula, and E. Farhi, *Electroweak fermion number violation and the production of stable particles in the early universe*, *Phys.Lett.* **B241** (1990) 387–391.
- [17] D. B. Kaplan, *A Single explanation for both the baryon and dark matter densities*, *Phys.Rev.Lett.* **68** (1992) 741–743.
- [18] S. D. Thomas, *Baryons and dark matter from the late decay of a supersymmetric condensate*, *Phys.Lett.* **B356** (1995) 256–263, [[hep-ph/9506274](#)].
- [19] D. Hooper, J. March-Russell, and S. M. West, *Asymmetric sneutrino dark matter and the  $\Omega(b)$  /  $\Omega(DM)$  puzzle*, *Phys.Lett.* **B605** (2005) 228–236, [[hep-ph/0410114](#)].
- [20] R. Kitano and I. Low, *Dark matter from baryon asymmetry*, *Phys.Rev.* **D71** (2005) 023510, [[hep-ph/0411133](#)].
- [21] K. Agashe and G. Servant, *Baryon number in warped GUTs: Model building and (dark matter related) phenomenology*, *JCAP* **0502** (2005) 002, [[hep-ph/0411254](#)].
- [22] N. Cosme, L. Lopez Honorez, and M. H. Tytgat, *Leptogenesis and dark matter related?*, *Phys.Rev.* **D72** (2005) 043505, [[hep-ph/0506320](#)].
- [23] G. R. Farrar and G. Zaharijas, *Dark matter and the baryon asymmetry*, *Phys.Rev.Lett.* **96** (2006) 041302, [[hep-ph/0510079](#)].
- [24] D. Suematsu, *Nonthermal production of baryon and dark matter*, *Astropart.Phys.* **24** (2006) 511–519, [[hep-ph/0510251](#)].
- [25] M. H. Tytgat, *Relating leptogenesis and dark matter*, [hep-ph/0606140](#).
- [26] T. Banks, S. Echols, and J. Jones, *Baryogenesis, dark matter and the Pentagon*, *JHEP* **0611** (2006) 046, [[hep-ph/0608104](#)].
- [27] M. Y. Khlopov and C. Kouvaris, *Composite dark matter from a model with composite Higgs boson*, *Phys. Rev.* **D78** (2008) 065040, [[arXiv:0806.1191](#)].
- [28] R. Kitano, H. Murayama, and M. Ratz, *Unified origin of baryons and dark matter*, *Phys.Lett.* **B669** (2008) 145–149, [[arXiv:0807.4313](#)].
- [29] D. E. Kaplan, M. A. Luty, and K. M. Zurek, *Asymmetric Dark Matter*, *Phys.Rev.* **D79** (2009) 115016, [[arXiv:0901.4117](#)].
- [30] K. Kohri, A. Mazumdar, N. Sahu, and P. Stephens, *Probing Unified Origin of Dark Matter and Baryon Asymmetry at PAMELA/Fermi*, *Phys. Rev.* **D80** (2009) 061302, [[arXiv:0907.0622](#)].

- [31] G. D. Kribs, T. S. Roy, J. Terning, and K. M. Zurek, *Quirky Composite Dark Matter*, *Phys.Rev.* **D81** (2010) 095001, [[arXiv:0909.2034](#)].
- [32] T. Cohen and K. M. Zurek, *Leptophilic Dark Matter from the Lepton Asymmetry*, *Phys.Rev.Lett.* **104** (2010) 101301, [[arXiv:0909.2035](#)].
- [33] H. An, S.-L. Chen, R. N. Mohapatra, and Y. Zhang, *Leptogenesis as a Common Origin for Matter and Dark Matter*, *JHEP* **1003** (2010) 124, [[arXiv:0911.4463](#)].
- [34] M. Y. Khlopov, A. G. Mayorov, and E. Y. Soldatov, *Composite Dark Matter and Puzzles of Dark Matter Searches*, *Int. J. Mod. Phys.* **D19** (2010) 1385–1395, [[arXiv:1003.1144](#)].
- [35] T. Cohen, D. J. Phalen, A. Pierce, and K. M. Zurek, *Asymmetric Dark Matter from a GeV Hidden Sector*, *Phys.Rev.* **D82** (2010) 056001, [[arXiv:1005.1655](#)].
- [36] J. Shelton and K. M. Zurek, *Darkogenesis: A baryon asymmetry from the dark matter sector*, *Phys.Rev.* **D82** (2010) 123512, [[arXiv:1008.1997](#)].
- [37] H. Davoudiasl, D. E. Morrissey, K. Sigurdson, and S. Tulin, *Hylogenesis: A Unified Origin for Baryonic Visible Matter and Antibaryonic Dark Matter*, *Phys.Rev.Lett.* **105** (2010) 211304, [[arXiv:1008.2399](#)].
- [38] N. Haba and S. Matsumoto, *Baryogenesis from Dark Sector*, [arXiv:1008.2487](#).
- [39] M. R. Buckley and L. Randall, *Xogenesis*, [arXiv:1009.0270](#).
- [40] L. J. Hall, J. March-Russell, and S. M. West, *A Unified Theory of Matter Genesis: Asymmetric Freeze-In*, [arXiv:1010.0245](#).
- [41] B. Dutta and J. Kumar, *Asymmetric Dark Matter from Hidden Sector Baryogenesis*, [arXiv:1012.1341](#).
- [42] A. Falkowski, J. T. Ruderman, and T. Volansky, *Asymmetric Dark Matter from Leptogenesis*, [arXiv:1101.4936](#).
- [43] M. T. Frandsen, S. Sarkar, and K. Schmidt-Hoberg, *Light asymmetric dark matter from new strong dynamics*, [arXiv:1103.4350](#). \* Temporary entry \*.
- [44] M. L. Graesser, I. M. Shoemaker, and L. Vecchi, *Asymmetric WIMP dark matter*, [arXiv:1103.2771](#).
- [45] M. R. Buckley, *Asymmetric Dark Matter and Effective Operators*, [arXiv:1104.1429](#).
- [46] H. Iminniyaz, M. Drees, and X. Chen, *Relic Abundance of Asymmetric Dark Matter*, [arXiv:1104.5548](#).
- [47] J. March-Russell and M. McCullough, *Asymmetric Dark Matter via Spontaneous Co-Genesis*, *JCAP* **1203** (2012) 019, [[arXiv:1106.4319](#)].
- [48] J. March-Russell, J. Unwin, and S. M. West, *Closing in on Asymmetric Dark Matter I: Model independent limits for interactions with quarks*, *JHEP* **1208** (2012) 029, [[arXiv:1203.4854](#)].
- [49] E. Hardy, R. Lasenby, and J. Unwin, *Annihilation Signals from Asymmetric Dark Matter*, *JHEP* **1407** (2014) 049, [[arXiv:1402.4500](#)].
- [50] J. Unwin, *Towards Cogenesis via Asymmetric Freeze-in: The  $\chi$  Who Came-in from the Cold*, [arXiv:1406.3027](#).
- [51] K. Griest and M. Kamionkowski, *Unitarity Limits on the Mass and Radius of Dark Matter Particles*, *Phys.Rev.Lett.* **64** (1990) 615.

- [52] L. J. Hall, K. Jedamzik, J. March-Russell, and S. M. West, *Freeze-In Production of FIMP Dark Matter*, *JHEP* **03** (2010) 080, [[arXiv:0911.1120](#)].
- [53] E. Hardy, R. Lasenby, J. March-Russell, and S. M. West, *Signatures of Large Composite Dark Matter States*, [arXiv:1504.0541](#).
- [54] C. Bertulani, *Nuclear Physics in a Nutshell*. In a Nutshell. Princeton University Press, 2007.
- [55] T. Multamaki and I. Vilja, *Q Ball collisions in the MSSM: Gravity mediated supersymmetry breaking*, *Phys.Lett.* **B482** (2000) 161–166, [[hep-ph/0003270](#)].
- [56] V. F. Mukhanov, *Nucleosynthesis without a computer*, *Int.J.Theor.Phys.* **43** (2004) 669–693, [[astro-ph/0303073](#)].
- [57] F. Leyvraz, *Rigorous results in the scaling theory of irreversible aggregation kinetics*, *ArXiv Mathematical Physics e-prints* (Feb., 2006) [[math-ph/0602007](#)].
- [58] P. L. Krapivsky, S. Redner, and E. Ben-Naim, *A Kinetic View of Statistical Physics*. Cambridge University Press, Dec., 2010.
- [59] P. van Dongen and M. Ernst, *Scaling solutions of smoluchowski’s coagulation equation*, *Journal of Statistical Physics* **50** (1988), no. 1-2 295–329.
- [60] S. Chang, A. Pierce, and N. Weiner, *Momentum Dependent Dark Matter Scattering*, *JCAP* **1001** (2010) 006, [[arXiv:0908.3192](#)].
- [61] B. Feldstein, A. L. Fitzpatrick, and E. Katz, *Form Factor Dark Matter*, *JCAP* **1001** (2010) 020, [[arXiv:0908.2991](#)].
- [62] G. Gelmini, A. Kusenko, and S. Nussinov, *Experimental identification of nonpointlike dark matter candidates*, *Phys.Rev.Lett.* **89** (2002) 101302, [[hep-ph/0203179](#)].
- [63] S. D. McDermott, H.-B. Yu, and K. M. Zurek, *The Dark Matter Inverse Problem: Extracting Particle Physics from Scattering Events*, *Phys.Rev.* **D85** (2012) 123507, [[arXiv:1110.4281](#)].
- [64] J. F. Cherry, M. T. Frandsen, and I. M. Shoemaker, *Halo Independent Direct Detection of Momentum-Dependent Dark Matter*, *JCAP* **1410** (2014), no. 10 022, [[arXiv:1405.1420](#)].
- [65] S. Tulin, H.-B. Yu, and K. M. Zurek, *Beyond Collisionless Dark Matter: Particle Physics Dynamics for Dark Matter Halo Structure*, *Phys.Rev.* **D87** (2013), no. 11 115007, [[arXiv:1302.3898](#)].
- [66] A. Loeb and N. Weiner, *Cores in Dwarf Galaxies from Dark Matter with a Yukawa Potential*, *Phys.Rev.Lett.* **106** (2011) 171302, [[arXiv:1011.6374](#)].
- [67] K. Schutz and T. R. Slatyer, *Self-Scattering for Dark Matter with an Excited State*, [arXiv:1409.2867](#).
- [68] R. Essig, E. Kuflik, S. D. McDermott, T. Volansky, and K. M. Zurek, *Constraining Light Dark Matter with Diffuse X-Ray and Gamma-Ray Observations*, *JHEP* **1311** (2013) 193, [[arXiv:1309.4091](#)].
- [69] K. Jedamzik and M. Pospelov, *Big Bang Nucleosynthesis and Particle Dark Matter*, *New J.Phys.* **11** (2009) 105028, [[arXiv:0906.2087](#)].
- [70] M. S. Madhavacheril, N. Sehgal, and T. R. Slatyer, *Current Dark Matter Annihilation Constraints from CMB and Low-Redshift Data*, *Phys.Rev.* **D89** (2014) 103508, [[arXiv:1310.3815](#)].

- [71] M. Cirelli, *Indirect Searches for Dark Matter: a status review*, *Pramana* **79** (2012) 1021–1043, [[arXiv:1202.1454](#)].
- [72] V. Simha and G. Steigman, *Constraining The Early-Universe Baryon Density And Expansion Rate*, *JCAP* **0806** (2008) 016, [[arXiv:0803.3465](#)].
- [73] K. Jedamzik, *Big bang nucleosynthesis constraints on hadronically and electromagnetically decaying relic neutral particles*, *Phys.Rev.* **D74** (2006) 103509, [[hep-ph/0604251](#)].
- [74] W. Hu and J. Silk, *Thermalization constraints and spectral distortions for massive unstable relic particles*, *Phys.Rev.Lett.* **70** (1993) 2661–2664.
- [75] T. R. Slatyer, *Energy Injection And Absorption In The Cosmic Dark Ages*, *Phys.Rev.* **D87** (2013), no. 12 123513, [[arXiv:1211.0283](#)].
- [76] **BaBar Collaboration** Collaboration, J. Lees *et. al.*, *Search for a dark photon in  $e+e-$  collisions at BABAR*, [arXiv:1406.2980](#).
- [77] G. G. Raffelt, *Astrophysical axion bounds*, *Lect.Notes Phys.* **741** (2008) 51–71, [[hep-ph/0611350](#)].
- [78] D. Kazanas, R. N. Mohapatra, S. Nussinov, V. Teplitz, and Y. Zhang, *Supernova Bounds on the Dark Photon Using its Electromagnetic Decay*, [arXiv:1410.0221](#).
- [79] **Planck Collaboration** Collaboration, P. Ade *et. al.*, *Planck 2013 results. XVI. Cosmological parameters*, *Astron.Astrophys.* (2014) [[arXiv:1303.5076](#)].
- [80] K. Hashimoto and T. Morita, *Nucleus from String Theory*, *Phys.Rev.* **D84** (2011) 046004, [[arXiv:1103.5688](#)].