

A Statistical Analysis of Multipath Interference for Impulse Radio UWB Systems

Mihai I. Stanciu⁵, Stéphane Azou^{1,3,*}, Emanuel Rădoi^{1,2} and Alexandru Șerbănescu⁴,
Senior Member, IEEE

¹Université Européenne de Bretagne, France.

²Université de Brest ; CNRS, UMR 6285 LabSTICC ; Brest, France

³Ecole Nationale d'Ingénieurs de Brest; CNRS, UMR 6285 LabSTICC ; Brest, France

⁴Military Technical Academy, Bucharest, Romania

⁵Freescale Semiconductor, Bucharest, Romania

*Corresponding author (E-mail : azou@enib.fr)

Abstract

In this paper, we develop a statistical characterization of the multipath interference in an Impulse Radio (IR)-UWB system, considering the standardized IEEE 802.15.4a channel model. In such systems, the chip length has to be carefully tuned as all the propagation paths located beyond this limit can cause interframe/intersymbol interferences (IFI/ISI). Our approach aims at computing the probability density function (PDF) of the power of all multipath components with delays larger than the chip time, so as to prevent such interferences. Exact analytical expressions are derived first for the probability that the chip length falls into a particular cluster of the multipath propagation model and for the statistics of the number of paths spread over several contiguous clusters. A power delay profile (PDP) approximation is then used to evaluate the total interference power as the problem appears to be mathematically intractable. Using the proposed closed-form expressions, and assuming minimal prior information on the channel state, a rapid update of the chip time value is enabled so as to control the signal to interference plus noise ratio.

Index Terms

Impulse Radio, Time-Hopping, Chip duration, Multipath Interference, Statistical Analysis, IEEE 802.15.4a, Channel Model.

I. INTRODUCTION

Since its approval by the U.S. Federal Communications Commission (FCC) in 2002, UWB has given rise to considerable interest in wireless communications research community, due to its many attractive properties [1]. Today, IR is considered as a promising technique from an industrial perspective [2]; in particular, it is a main candidate solution for applications such as wireless sensor networks [3] due to its ability to provide joint data transmission and precise positioning [4]. However, a number of IR-UWB system design challenges remain to be solved to ensure a broader use of that technology in practice [5]. The very fine time resolution in IR transmission coupled with the rich multipath diversity of the UWB channels need a careful signal and architecture design to achieve good performances at reasonable complexity. The large path delay spread may require sophisticated signal processing algorithms at the receiver to cope with IFI/ISI. This can be avoided if we increase the minimum delay between two consecutive time hopping code values, that is to say if we decrease the chip rate (and thus the bit rate), or if we don't make use of consecutive code elements (corresponding to a time lag of one chip). The multiuser interference (MUI) has also to be taken into account in system design and some schemes limiting its impact on performances may be required. Considering the chips as adjacent channels available for multiple users, the main cause of interference between channels is the time spread of the channel, if it exceeds the chip duration. In particular, it is shown in [6] that performance of correlator-based TH-PPM and TH-BPSK receivers is severely degraded by the MUI. Thus, given a particular channel profile, any information on the power of interfering multipath components (MPCs) can provide valuable assistance either for evaluating the signal to interference plus noise ratio (SINR) and the performance in terms of bit error rate, or for adapting the system parameters to the propagation conditions. This problem has been investigated only in a limited number of papers. Approximate analytical expressions for Signal to ISI power ratio was first derived in [12] for various UWB transmission formats over two paths channels. In [13], a closed-form expression of the ISI/IFI energy at the output of a rake receiver is stated by considering the IEEE 802.15.3a statistical channel model [7] with one cluster. The influence of various parameters (time-hopping code, rake number of fingers, guard-time size) on the performance is conducted, hence enabling a pertinent design of the system. Even if IFI is an important issue, especially for high data rate UWB systems, [14] considers that its influence can eventually be neglected in BPSK or PPM time-hopping systems under certain conditions : a large number of frames per symbol is required and the considered scenario neglects ISI and multiple access (transmission of a single symbol for a single user). Gezici *et al.* established in [15] that there is a

tradeoff between the pulse combining gain N_f and the pulse spreading gain $N_c = T_f/T_c$ to get a minimal bit error probability in presence of timing jitter, for frequency-selective environments, as IFI is mitigated for larger values of N_c , the effect of timing jitter being mitigated by increasing N_f . A different approach is proposed in [16] to analyse the influence of channel and system parameters : by computing the first and second order moments of the received UWB pulses, the authors can express the intra-burst interference resulting from multipath propagation. In [17], the authors derive a few analytical expressions for IFI/ISI in pulsed direct sequence (DS) and hybrid DS/TH UWB communications, considering a frequency selective Nakagami fading channel. With standard Gaussian approximation of ISI/IFI, an expression of the error probability is given for a MRC rake combiner and the effects of various system parameters on the performances are studied.

In this paper, we seek to express the probability density function (PDF) of the power of the whole set of MPCs having delays exceeding the chip length, given a particular channel profile stemming from a prior identification step [11]. We consider in particular the statistical channel model adopted by the IEEE 802.15.4a Task Group¹ [9] to derive an analytical form of the PDF with some approximations. Proposed method may facilitate the characterization of a radio link in terms of SINR. Our theoretical analysis involves the following intermediate steps to achieve the interference power characterization : first, we derive the probability that the chip length falls into a particular cluster of the multipath propagation model; then, the statistics of the number of paths in a cluster is expressed, which yields the statistics of the number of paths spread over several contiguous clusters; finally, we obtain an approximate relationship of the PDF of the power of all interfering MPCs using a simplified power delay profile expression. Due to dense multipath propagation and the non-stationary nature typical to UWB channels, the level of interference can change very quickly and an adaptation of some key parameters of the modulation may be required so as to control IFI/ISI (or multiuser interference) according to the environment in which the system is operating. Such possibility has been recently investigated in [18], where the frame duration is periodically updated depending on the channel state information and SINR, which are measured using training sequences. The development proposed here can serve as a tool for a rapid performance assessment of a TH UWB radio link; as only a LOS/NLOS detection is required as prior information, our result could possibly be applied in a non-data aided scenario.

¹The interest to consider this model is that it is widely studied by the research community, due to its ability to reflect propagation phenomena with acceptable statistical precision. However, there is still ongoing researches to improve this model such as [10] where the frequency dependence of the multipath components is investigated. Extensions of the present work could then be considered for future research, depending on the evolution of standards.

The paper is organized as follows. Section II briefly recalls some properties of the IEEE 802.15.4a propagation channel and specifies the problem of statistical analysis of the interference power. Then, in section III, we derive the statistics of the first cluster matching the chip length and the number of MPCs is investigated in section IV. A power delay approximation then follows in section V and a procedure for interference power estimation is developed in section VI. A few numerical results are then discussed before some conclusions to confirm the pertinence of our theoretical analysis.

II. SYSTEM MODEL AND PROBLEM STATEMENT

We consider here a Time-Hopping Binary Pulse Amplitude Modulation (BPAM) format, with the following typical expression of the transmitted signal :

$$s_{tx}(t) = \sqrt{\frac{E_s}{N_f}} \sum_{p=-\infty}^{\infty} d_{\lfloor p/N_f \rfloor} w_{tx}(t - pT_f - c_p T_c), \quad (1)$$

where E_s denotes the symbol energy and $d_{\lfloor p/N_f \rfloor} \in \{-1, 1\}$ are the binary transmitted symbols, T_f stands for the average period of the pulse train (also known as the frame time), the $c_p \in \{0, 1, \dots, N_c - 1\}$ represent pseudo-random code elements required both for code division multiple access and spectral shaping purposes, the quantification of temporal hops being controlled by the chip length T_c . The system is designed so that the unit energy pulse $w_{tx}(t)$ is confined within duration T_c and we have $T_f = N_c T_c$. The indoor propagation channel usually involves multiple reflections due to the objects in the vicinity of receiver and transmitter; a classical way to characterize such propagation conditions is to make use of the Saleh-Valenzuela (SV) channel model [7] whose basic assumption is that MPCs arrive in clusters, with complex variations of the received power due to path loss, large scale fading and small scale fading. The corresponding discrete-time impulse response is usually expressed as

$$h(t) = \sum_{l=0}^L \sum_{k=0}^K a_{k,l} \exp(j\phi_{k,l}) \delta(t - T_l - \tau_{k,l}) \quad (2)$$

where $a_{k,l}$ denotes the tap weight of the k -th component in the l -th cluster, $\tau_{k,l}$ is the delay of the k -th MPC relative to the l -th cluster arrival time T_l and the phases $\phi_{k,l}$ being uniformly distributed in the range $[0, 2\pi]$; $\delta(t)$ is the Dirac delta function.

In case the maximum delay spread of the channel is larger than the chip time, the transmitted signal corresponding to one pulse may overlap with signals in some next frames, as shown in Fig. 1, thus causing IFI/ISI. Our objective is to derive a closed form expression of the power lying in time bins with

delays beyond the chip length, with the aim of controlling the SINR. As will be seen in the sequel, the problem rapidly becomes intractable due to the complexity of the mathematical relations involved; a few approximations will then be proposed, in such a way that the SINR is overestimated.

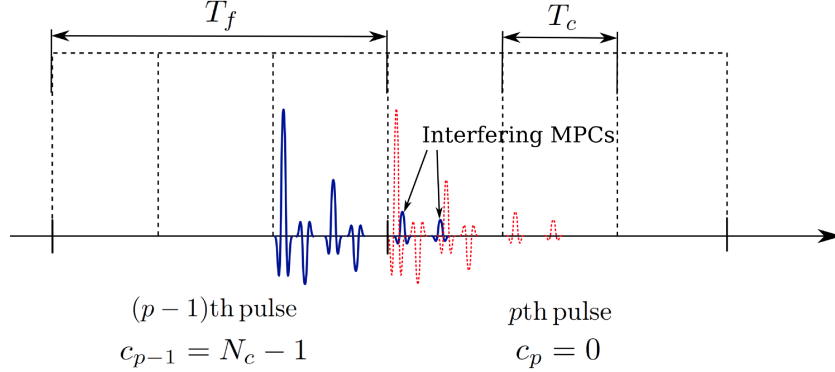


Figure 1. Interframe interference from the $(p - 1)$ th frame to the p th frame; in this example $N_c = 3$ and the two consecutive pulses have a relative delay equal to T_c .

Many variations on the SV model have been proposed in the literature according to the considered environment, frequency band and transmission range. The popular IEEE 802.15.4a statistical channel model will be considered in the following, as it is close to a realistic channel; moreover, it is valid for UWB systems irrespective of their data rate and their modulation format. Based on measurements and simulations in various environments, the 802.15.4a model includes several improvements on previously proposed statistical models : a frequency dependent path gain is used, the number of clusters L is assumed to be Poisson distributed, ray arrival times are modeled via a mixture of Poisson processes and different shapes of power delay profiles (PDP) are assumed to better reflect the line-of-sight (LOS) or non-line-of-sight (NLOS) configurations.

III. STATISTICS OF THE FIRST CLUSTER MATCHING THE CHIP LENGTH

In this section, we turn our attention to the probability $P(T_c \in \mathcal{C}_\ell)$ that the chip length “falls into the ℓ -th cluster”² $\mathcal{C}_\ell = [T_{\ell-1}, T_\ell)$, that is the probability that $T_{\ell-1} \leq T_c \leq T_\ell$. To achieve this goal, it is required to compute the PDF $f_\ell(x) = \int_0^x f_\ell(x|T_0) f(T_0) dT_0$ of the cluster arrival time T_ℓ , supposing that $f(T_0) = \Lambda_0 \exp(-\Lambda_0 T_0)$, $T_0 \geq 0$. Using the expression $T_\ell = \left(\sum_{j=1}^{\ell} \Delta T_j + T_0\right)$ and considering that distributions of the cluster arrival times are given by a Poisson processes with cluster arrival rate Λ , i.e. $f_{\Delta T_\ell}(x) = \Lambda \exp(-\Lambda x)$ where $\Delta T_\ell = T_\ell - T_{\ell-1}$, we get

²In the sequel, the index ℓ will refer to the cluster containing the chip length value whereas index l will be used for any other cluster.

$$f_\ell(x) = \frac{\Lambda_0 \Lambda^\ell \exp(-\Lambda x)}{(\ell-1)!} \int_0^x (x-t)^{\ell-1} \exp(-(\Lambda_0 - \Lambda)t) dt. \quad (3)$$

Then, by observing that integral of the form $I_{l,b}(x) = \int_0^x (x-t)^l \exp(-bt) dt$ satisfies the recursive relation³ $I_{l,b}(x) = \frac{x^l}{b} - \frac{l}{b} I_{l-1,b}(x)$ with $b = \Lambda_0 - \Lambda$, we can easily show that

$$f_\ell(x) = \frac{\Lambda_0 \Lambda^\ell \exp(-\Lambda x)}{(\ell-1)!} \frac{(-1)^{\ell-1} (\ell-1)!}{(\Lambda_0 - \Lambda)^\ell} \times \left(\sum_{i=0}^{\ell-1} \frac{(-bx)^{\ell-1-i}}{(\ell-1-i)!} - \exp(-(\Lambda_0 - \Lambda)x) \right) \quad (4)$$

Before computing the probability of interest $P(T_c \in \mathcal{C}_\ell)$, let us define $z = T_c$, $x = T_{\ell-1}$ and $y = \Delta T_\ell$ to simplify the mathematical notations. Then, we can rewrite $P(T_c \in \mathcal{C}_\ell)$ as

$$\begin{aligned} P(z \in \mathcal{C}_\ell) &= \mathbf{P}(z - y < x \leq z) \\ &= \int_0^z \left(\int_{z-y}^z f_\ell(x) dx \right) \Lambda \exp(-\Lambda y) dy \\ &\quad + \int_z^\infty \left(\int_0^z f_\ell(x) dx \right) \Lambda \exp(-\Lambda y) dy \end{aligned} \quad (5)$$

To proceed further, it is required to express integral of the type $J_{m,\Lambda}(T_c) = \int_{T_c}^\infty x^m \exp(-\Lambda x) dx$ and $\bar{J}_{m,\Lambda}(T_c) = \int_0^{T_c} x^m \exp(-\Lambda x) dx$, where $\Lambda \in \mathbb{R}_+^*$ and $m \in \mathbb{N}$. It can be easily verified that $J_{m,\Lambda}(T_c) + \bar{J}_{m,\Lambda}(T_c) = \frac{m!}{\Lambda^{m+1}}$ and $J_{m,\Lambda}(T_c) = \frac{\exp(-\Lambda T_c)}{\Lambda^{m+1}} \sum_{p=0}^m \frac{m!(T_c \Lambda)^p}{p!}$.

Finally, from the relations above we obtain the following result after a few mathematical calculations :

$$\mathbf{P}(T_c \in \mathcal{C}_\ell) = \frac{\Lambda_0 \Lambda^\ell}{(\Lambda - \Lambda_0)^{\ell+1}} e^{-\Lambda T_c} R_\ell(-(\Lambda_0 - \Lambda) T_c) \quad (6)$$

where $R_\ell(u)$ stands for the rest of the ℓ -th order Taylor series expansion of the function e^u , that is

$$R_\ell(u) = e^u - \sum_{i=0}^{\ell} \frac{u^i}{i!} \quad (7)$$

Note that we assumed throughout the previous development that T_c is larger than the first cluster delay T_0 . In case we have $T_c < T_0$, the interference corresponds to all the received pulse power. This event has the probability $\mathbf{P}(\{T_c < T_0\}) = e^{-\Lambda_0 T_c}$.

³This relation results from the integration by parts $\int_0^x u'v = [uv]_0^x - \int_0^x uv'$, with $u' = \exp(-bt)$ and $v = (x-t)^l$.

IV. ON THE NUMBER OF INTERFERING MPCs

This section is devoted to the estimation of the number of MPCs that can cause interference, that is the overall number of components located beyond the chip length. So, for any cluster index $l \in \mathbb{N}$, we need to compute first the probability $P(n_i)$ for each subsequent cluster \mathcal{C}_i , $l+1 \leq i \leq n$, where n_i denotes the number of MPCs belonging to the i -th cluster. The distribution associated to the whole set of interfering clusters will then be easily obtained in a second step.

In order to simplify our development, we will consider the approximation that there is no inter-cluster interference; hence the delay $\tau_{m,i}$ of the m -th MPC relative to the i -th cluster arrival time T_{i-1} belongs to the interval $[T_{i-1}, T_i)$. A second simplification is assumed for the ray arrival times; from [9] we know that they can be modelled with mixtures of two Poisson processes with mixture probability β and arrival rates $\{\lambda_1, \lambda_2\}$ being determined experimentally for various environments. As in the classical SV model, we will adopt a Poisson process for the ray arrival times, so that the distribution of the delay difference $\tau_{l+1,i} - \tau_{l,i}$ of any two adjacent MPCs in cluster \mathcal{C}_i takes the form $f(\tau_{l+1,i} - \tau_{l,i}) = \lambda \exp(-\lambda(\tau_{l+1,i} - \tau_{l,i}))$, where the value of the parameter λ is computed by minimizing the mean squared error between simplified and original models, for a given radio environment (known values for β , λ_1 , and λ_2).

For any cluster \mathcal{C}_i , it can be shown (see Appendix) that the probability $P(n_i)$ that the number of MPCs in the cluster is n_i , is

$$P(n_i) = \frac{\lambda^{n_i} \Lambda}{(\lambda + \Lambda)^{n_i+1}}, \quad n_i \geq 0 \quad (8)$$

Then, we can characterize the number of MPCs within clusters $\{\mathcal{C}_i; i = \ell, \ell+1, \dots, L\}$, where L is the total number of clusters and supposing that $T_c \in \mathcal{C}_\ell$. This can be achieved by summing $r+1$ independent and identically discrete random variables, each with probability (8), where $r = L - \ell$. The resulting probability $P_r(n)$ can be computed by recursion⁴, starting with $P_1(n) = \sum_{k=0}^n P_0(k) P_0(n-k)$ and $P_0(n)$ being expressed as in (8) :

$$P_r(n) = \frac{\lambda^n}{(\lambda + \Lambda)^n} \left(\frac{\Lambda}{(\lambda + \Lambda)} \right)^{r+1} \frac{(n+r)!}{n!r!}. \quad (9)$$

⁴Note that this probability depends on the number $(r+1)$ of clusters beyond \mathcal{C}_ℓ , with $T_c \in \mathcal{C}_\ell$.

V. POWER DELAY PROFILE APPROXIMATION

The Power Delay Profile (PDP) is defined as the squared magnitude of the channel impulse response, averaged over the small-scale fading. In the frame of IEEE 802.15.4a it is expressed as

$$E \{ |a_{k,l}|^2 \} \propto \Omega_l \exp(-\tau_{k,l}/\gamma_l) \quad (10)$$

where the integrated energy Ω_l over the l th cluster follows an exponential decay and the intra-cluster decay time constant γ_l depends linearly on the arrival time of the cluster. This model makes the closed-form derivation of the interfering power estimate intractable; so we will adopt the following first approximation for the PDP :

$$\Omega(t) = \Omega_c \exp\left(-\frac{t}{\Gamma}\right) \quad (11)$$

where t , Ω_c and Γ denote the path delay, the integrated energy of the cluster and the intra-cluster decay time constant, respectively.

Concerning the small-scale fading, it can be shown that the i -th path relative to the l -th cluster has its power distributed as

$$f(x|\Omega_{il}) = \frac{1}{\Gamma(m)} \left(\frac{m}{\Omega_{il}}\right)^m x^{m-1} \exp\left(-\frac{mx}{\Omega_{il}}\right), \quad (12)$$

where Ω_{il} stands for the PDP of the considered path, m is the Nakagami m -factor of the small-scale amplitude distribution and $\Gamma(m)$ is the gamma function.

For CM1/CM2 channel models, the above relation can be simplified by considering a mean value⁵ $m \cong 2$ for the parameter m ; in this case $\Gamma(m) = 1$ and we get

$$f(x|\Omega_{il}) = \left(\frac{2}{\Omega_{il}}\right)^2 x \cdot \exp\left(-\frac{2x}{\Omega_{il}}\right), \quad (13)$$

which represents a $\Gamma(\alpha, \theta)$ distribution with $\alpha = 2$ and $\theta = \frac{\Omega_{il}}{2}$.

Now, we need to express the mean value of the PDP corresponding to the whole set of MPCs located beyond the chip length :

$$\Omega_0 = E[\Omega_{T_c}(\tau_i)] \quad (14)$$

⁵As the random variable m follows a lognormal distribution, the mean value is expressed as $\mu_m = \exp(m_0 + \hat{m}_0^2/2)$, where the parameters (m_0, \hat{m}_0) have specified values depending on the considered environment [9].

where $\Omega_{T_c}(\tau_i) = \Omega(\tau_i)$, for $\tau_i \geq T_c$ and zero elsewhere, τ_i denoting the path delay. We propose to derive an approximate expression of Ω_0 by picking n uniformly spaced samples of the original distribution (11) in the interval $[T_c, T_L)$, where T_L corresponds to the upper bound of the L -th cluster :

$$\Omega_0(L) = \exp\left(-\frac{T_c}{\Gamma}\right) \frac{1}{n} \sum_{i=0}^{n-1} \left[\exp\left(\frac{T_c}{\Gamma}\right) \exp\left(-\frac{T_N}{\Gamma}\right) \right]^{i/n}, \quad (15)$$

which has the equivalent form

$$\Omega_0(L) = \frac{1}{n} \frac{g_L - g_0}{(g_L/g_0)^{1/n} - 1}, \quad (16)$$

where $g_0 = \exp(-T_c/\Gamma)$ and $g_L = \exp(-T_L/\Gamma)$.

An additional simplification can be achieved for sufficiently large value of n by considering that

$$\left[(g_L/g_0)^{1/n} - 1 \right] / (1/n) \simeq \ln(g_L/g_0) \quad (17)$$

Hence, we finally obtain the following approximation for the PDP :

$$\Omega_0(L) \cong \begin{cases} \Gamma [\exp(-T_c/\Gamma) - \exp(-T_L/\Gamma)] \\ \quad / (T_L - T_c), & T_L > T_c, \\ \exp(-T_c/\Gamma), & T_L = T_c. \end{cases} \quad (18)$$

As can be seen in Fig. 2, considering (17) generally gives a good approximation of (16), for various values of L and T_c , with an overestimation of the true value. Concerning the number of clusters, it can be assumed a Poisson distribution [9]

$$P_L(L) = \frac{\bar{L}^L e^{-\bar{L}}}{L!}, \quad (19)$$

where \bar{L} denotes the average number of clusters.

We know also that the last cluster delay has its PDF given by $f(T_L) = \frac{T_L^{L-1} \Lambda^L \exp(-\Lambda T_L)}{(L-1)!}$, hence

$$f_{T_L}(T_L | T_L \geq T_c) = \begin{cases} \frac{T_L^{L-1} \exp(-\Lambda T_L)}{\left(\int_{T_c}^{\infty} t^{L-1} \exp(-\Lambda t) dt \right)}, & T_L \geq T_c, \\ 0, & T_L < T_c. \end{cases} \quad (20)$$

From this last equation, we can then derive a closed form expression of the mean PDP, that will be

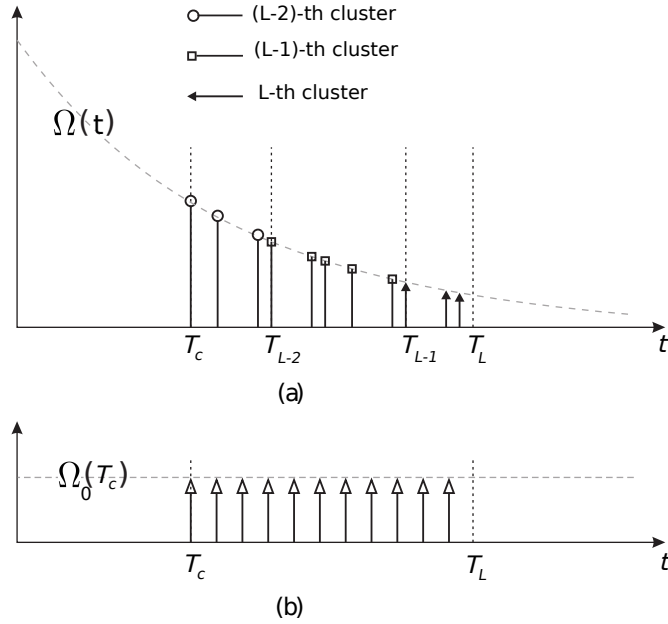


FIGURE 2. Proposed approximation of the PDP

used in the next section, devoted to interference power estimation :

$$\begin{aligned} \bar{\Omega}_0(L) &= E[\Omega_0(L)] \\ &\cong \left(\Gamma \int_{T_c}^{\infty} \frac{\exp(-T_c/\Gamma) - \exp(-x/\Gamma)}{x - T_c} x^{L-1} \exp(-\Lambda x) dx \right) \\ &\quad / \left(\int_{T_c}^{\infty} t^{L-1} \exp(-\Lambda t) dt \right) \end{aligned} \quad (21)$$

VI. INTERFERENCE POWER ESTIMATION

To begin with, let us recapitulate below the intermediate results derived until now :

- first, we derived in section III the probability that the chip length “falls into a particular cluster” of the multipath propagation model;
- then, the statistics of the number of paths in any cluster was expressed in section IV, together with the statistics of the total number of paths located beyond the chip duration;
- a simplified power delay profile expression has then be derived in section V.

We are now going to derive an approximate relationship of the PDF of the power of all interfering MPCs. Our approach relies on the summation of a number n of r.v. each following the PDF (13), with the factor $\theta = \Omega_0(L)$ computed as (21). Hence, for a given number of clusters N , the resulting PDF is expressed as, for $x > 0$,

$$g(x | \Omega_0(L)) = \sum_{n=1}^{\infty} g(x | \Omega_0(L), n) \cdot \mathbf{P}(n|L) \quad (22)$$

where

$$g(x|\Omega_0(L), n) = \left(\frac{2}{\Omega_0(L)}\right)^{2n} \frac{x^{2n-1}}{(2n-1)!} \cdot \exp\left(-\frac{2x}{\Omega_0(L)}\right) \quad (23)$$

and the number of paths with delays exceeding T_c being determined as (under the assumption that each cluster contains at least one path)

$$\mathbf{P}(n|L) = \sum_{k=0}^{L-1} \mathbf{P}(n|k, L) \cdot \mathbf{P}(k), \quad (24)$$

The above expression can be computed by taking advantage of previous developments; for example, in case of a LOS environment (and considering that $T_0 = 0$), we get

$$\begin{aligned} \mathbf{P}(n|k, L) &= \left(\frac{\lambda}{\lambda+\Lambda}\right)^{n-L+k} \left(\frac{\Lambda}{\lambda+\Lambda}\right)^{L-k} \\ &\times \frac{(n-1)!}{(n-L+k)!(L-k-1)!}, \quad \forall n \geq 1 \end{aligned} \quad (25)$$

and

$$\mathbf{P}(k) = \frac{(\Lambda T_c)^k \exp(-\Lambda T_c)}{k!}. \quad (26)$$

To complete our analysis, we need also to consider the case $x = 0$, which results in a discrete part of the PDF :

$$\begin{aligned} g(x=0|\Omega_0(L)) &= \mathbf{P}(n=0|L) \\ &= \sum_{k=L}^{\infty} \mathbf{P}(k) \end{aligned} \quad (27)$$

And finally, the interference power is obtained as

$$g(x) = \sum_{L=1}^{\infty} g(x|\Omega_0(L)) P_L(L). \quad (28)$$

No compact analytical expression of this PDF can be obtained due to the high complexity of the terms involved; however, we can observe that the proposed result can easily be implemented to get an estimate at very limited computational cost. Note also that our development remains valid for both LOS and NLOS environments; in the latter case, the probability that the chip length falls into the k th cluster has the alternative expression

$$\mathbf{P}(k) = \frac{(\Lambda T_c)^{k+1} \exp(-\Lambda T_c)}{(k+1)!}. \quad (29)$$

The proposed algorithm for interference power estimation is summarized in the form of a block diagram in Fig. (3).

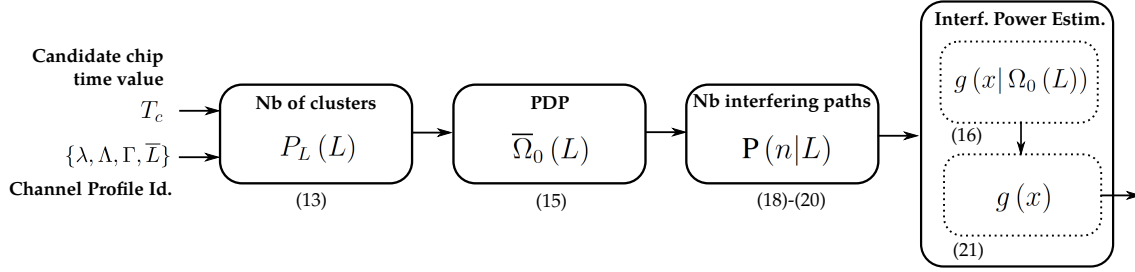


FIGURE 3. Block diagram of the proposed algorithm for interference power estimation

VII. SIMULATION RESULTS

As mentioned before, our theoretical analysis involves a few approximations to get the statistics of the interference power, due to the high complexity of some mathematical relations :

- 1) A Poisson process is adopted for modelling the ray inter-arrival times, instead of a mixture of two Poisson processes as recommended in the frame of the IEEE 802.15.4a channel model;
- 2) A simplified exponential expression (11) is considered for the mean power of the different paths (PDP); we do not take into account the possible different values of the integrated energy and decay time constant for distinct clusters;
- 3) The computation of the mean PDP associated to MPCs located beyond the chip duration is achieved owing to a simple sampling scheme.

A great number of Monte-Carlo simulations have been conducted using the Matlab implementation [8] of the IEEE 802.15.4a channel model to verify the pertinence of our approach. A few illustrations are given hereafter to show the impact of various approximations on the statistics. The case of CM1 channel model is considered here, but it should be noticed that the same procedure could be applied in another radio environment. Firstly, we can examine the error resulting from the proposed uniform sampling for the computation of the mean PDP (17). As can be seen in Fig. 4, the computed value of $\bar{\Omega}_0(L)$ tends to match the true value when the number of clusters L increases and the error decreases for larger chip length. Also, it can be clearly observed that our approximation yields an overestimation of the mean PDP, which is particularly important from the point of view of applications.

We can now consider the PDF (24) of the number of paths with delays larger than the chip length, which plays a central role in estimating the interference power. As shown in Fig. 5, there is almost

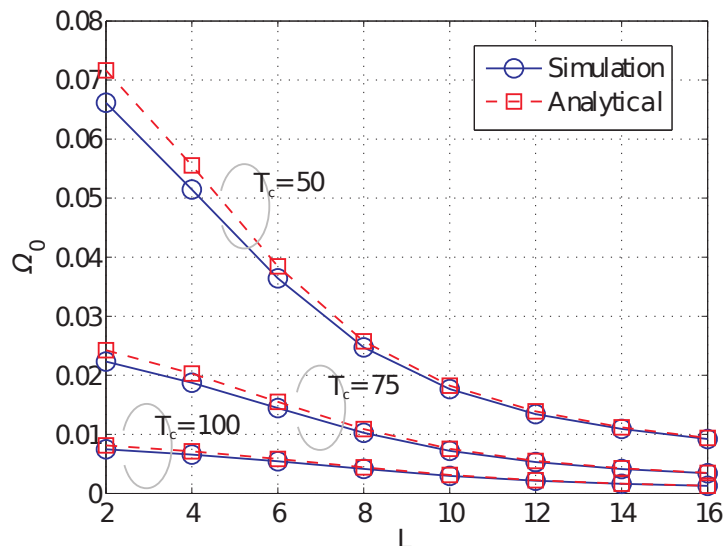


FIGURE 4. Mean value of $\Omega_0(L)$ for various chip length values (CM1 channel model; 10^4 MC simulations)

a perfect match between the values obtained through simulations and the values obtained by numerical evaluation of analytical expressions. Evidently, it can be seen that the numbers of MPCs increases with the number of clusters.

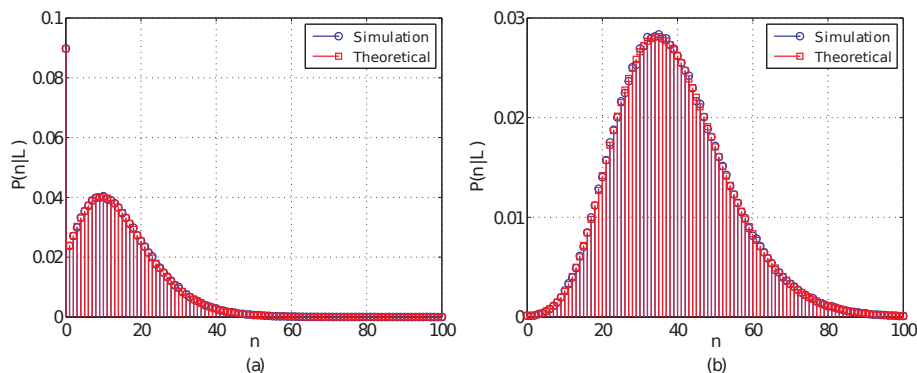


FIGURE 5. PDF of the number of paths with delays exceeding the chip length $T_c = 50$ (CM1 channel model; 10^5 MC runs) : (a) $L = 5$ clusters (b) $L = 10$ clusters

Figure (6) illustrates the PDF $g(x|\Omega_0(L))$ resulting from summing n r.v., each one following (13), once the mean PDP associated to interfering MPCs has been computed. Then, Fig. 7 shows the PDF of the interference power for two distinct chip time values. The difference between the “true” distribution (estimated through MC simulations) and the PDF derived from our method comes from the approximations 2) and 3) explained above. However, this limited statistical precision is not an obstacle for practical applications since a low error is noticed for the two first moments of the distribution. Throughout numerous simulations we always noticed that the “true” mean value is systematically upper bounded by the value obtained via our method. A poorer fit is observed regarding the second order moment, but again the true

variance is upper bounded by the computed value for $g(x)$.

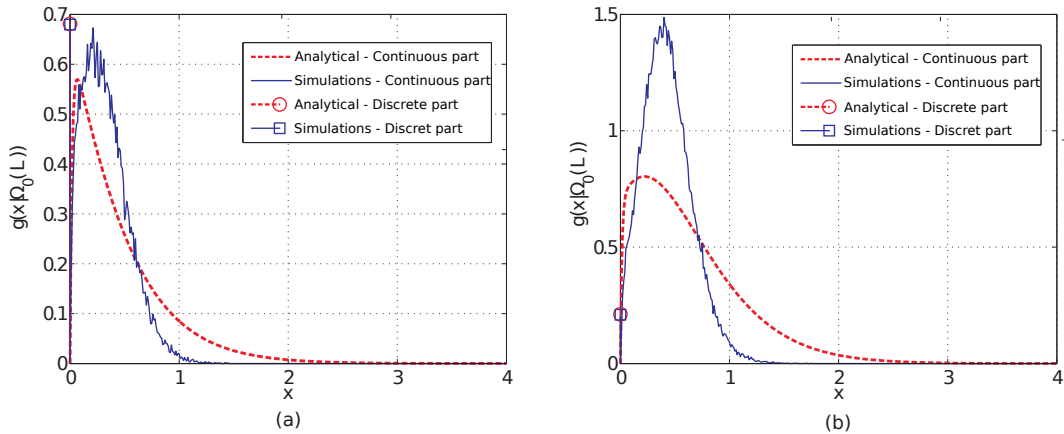


FIGURE 6. PDF $g(x|\Omega_0(L))$ for CM1 channel model, $T_c = 50$: (a) $L = 2$ clusters (b) $L = 4$ clusters

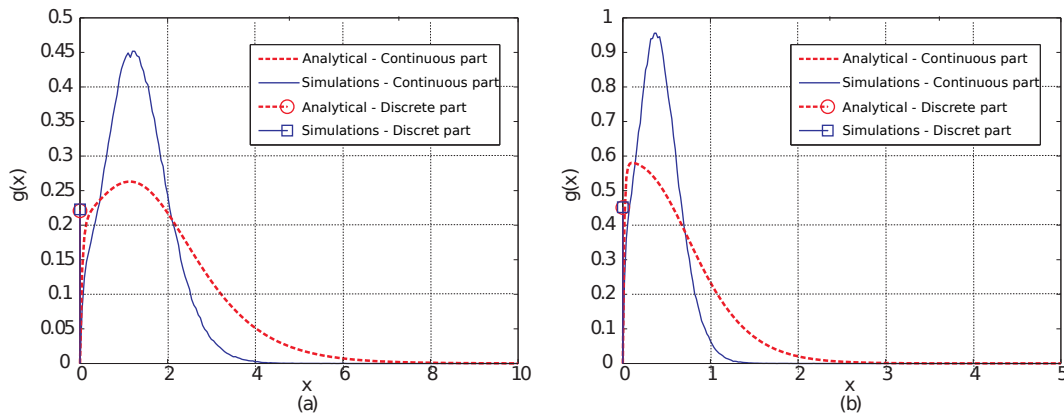


FIGURE 7. PDF of the interference power $g(x)$ for CM1 channel model (10^5 MC runs) : (a) $T_c = 25$ (b) $T_c = 50$

Additional simulations have been conducted in NLOS radio environments to evaluate the pertinence of the proposed algorithm. For CM2/CM4 channels (NLOS residential/office), we obtained the PDFs depicted in Fig. 8 & 9, for the same candidate values of the chip time. The results appear to be acceptable, with a good precision regarding the first two moments.

VIII. CONCLUSIONS

A novel approach for the statistical characterization of the multipath interference in IR-UWB systems has been developed in this paper. In the frame of the IEEE 802.15.4a channel model, we derived a theoretical analysis which aims to compute the power corresponding to all multipath components located beyond the chip length. Since the proposed approach requires minimal knowledge on the channel state, it can be helpful for real time adaptation of modulation parameters so as to limit the signal to interference plus noise ratio. Our method relies on the following key developments : first, we derived the probability

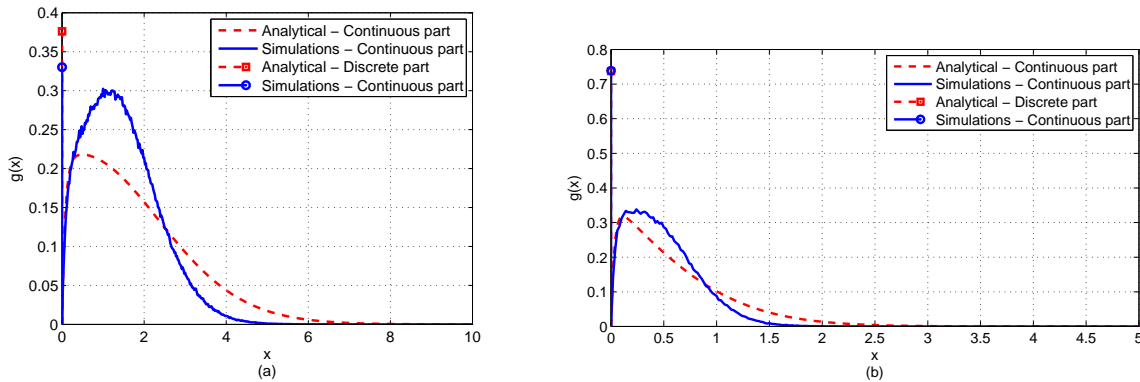


FIGURE 8. PDF of the interference power $g(x)$ for CM2 channel model (10^5 MC runs) : (a) $T_c = 25$ (b) $T_c = 50$

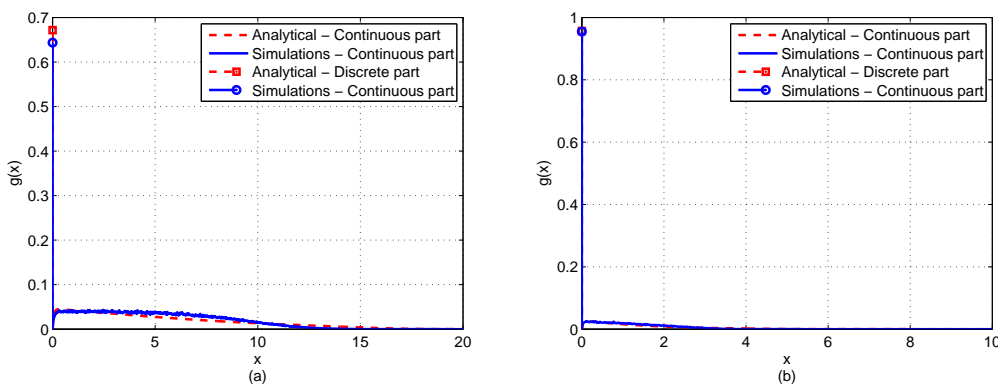


FIGURE 9. PDF of the interference power $g(x)$ for CM4 channel model (10^5 MC runs) : (a) $T_c = 25$ (b) $T_c = 50$

that the chip length falls into a particular cluster of the multipath propagation model; then, the statistics of the number of paths spread over several contiguous clusters have been computed in closed-form; finally, we obtained an approximate relationship of the PDF of the power of all interfering MPCs using a simplified power delay profile expression. Numerous Monte-Carlo simulations have been carried out to verify the pertinence of our results; although these simulations revealed a significant gap between the true interference power distribution and that obtained through our approach, the first two computed moments are very close and upper-bound the true ones. This is a very useful result because they represent an information that helps us to control the SINR level and to ensure an effective functioning of the IR-UWB system in real-world scenarios. An experimental validation of these theoretical results is also planned for the near future using an UWB platform recently acquired by our research team. Although some measured data acquired with this platform is already available, it could not be used in the framework of this paper because the conditions required for accurately matching the IEEE 802.15.4a environment have not yet been met. An already scheduled upgrade of our experimental UWB platform will lead to

increased performance, especially in terms of bandwidth, and will enable an appropriate and meaningful comparison of the theoretical results presented in this paper to those that will be obtained from measured data.

APPENDIX

Appendix A - Proof of (8)

For any cluster \mathcal{C}_i , let us define the following notations: $x = \tau_{n_i,i} - \tau_{0,i}$, $y = \tau_{(n_i+1),i} - \tau_{n_i,i}$ and $z = \Delta T_i$. The probability that the number of MPCs in the cluster is n_i can then be written as

$$\mathbf{P}(n_i) = \int_0^\infty P(n_i|z) f(z) dz \quad (30)$$

where $f(z) = \Lambda \exp(-\Lambda z)$ is the PDF of the cluster arrival times and with the conditional probability

$$\begin{aligned} \mathbf{P}(n_i|z) &= \mathbf{P}(z - y < x \leq z) \\ &= \int_0^z \left(\int_{z-y}^z f(x) dx \right) \lambda \exp(-\lambda y) dy \\ &\quad + \int_z^\infty \left(\int_0^z f(x) dx \right) \lambda \exp(-\lambda y) dy \end{aligned} \quad (31)$$

Considering the simplified model of the ray arrival times, it can be easily seen that

$$f(x) = \frac{x^{n_i-1}}{(n_i-1)!} \lambda^{n_i} \exp(-\lambda x) \quad (32)$$

Therefore we get, after a few algebra steps,

$$\mathbf{P}(n_i|z) = \frac{(\lambda z)^{n_i}}{n_i!} \exp(-\lambda z) \quad (33)$$

which finally yields (8).

REFERENCES

- [1] H. Arslan, Z. N. Chen, M.-G. Di Benedetto, "Ultra Wideband Wireless Communication," Wiley-Interscience, Oct. 2006.
- [2] A. Willig, "Recent and Emerging Topics in Wireless Industrial Communications: A Selection," *IEEE Trans. Industrial Informatics*, 4(2): 102-124, 2008.
- [3] J. Zhang, P. V. Orlik, Z. Sahinoglu, A. F. Molisch, and P. Kinney, "UWB systems for wireless sensor networks," *Proceedings of the IEEE*, vol. 97, no. 2, pp. 313-331, 2009.

- [4] S. Gezici, Z. Tian, G. B. Giannakis, et al., "Localization via ultra-wideband radios: a look at positioning aspects of future sensor networks," *IEEE Signal Processing Magazine*, vol. 22, no. 4, pp. 70–84, 2005.
- [5] L. Lampe, K. Witrisal, "Challenges and recent advances in IR-UWB system design," in *Proc. IEEE ISCAS*, pp. 3288-3291, 2010.
- [6] B. Hu, N. C. Beaulieu, "Accurate evaluation of multiple access performance in TH-PPM and TH-BPSK UWB systems," *IEEE Transactions on Communications*, pp. 1758-1766, 2004.
- [7] A. Molisch, "Ultra-Wide-Band Propagation Channels," *Proceedings of the IEEE*, Vol. 97, No. 2, pp. 353-371, 2009.
- [8] A. F. Molisch et al., "IEEE 802.15.4a channel model - final report," IEEE 802.15 WPAN Low Rate Alternative PHY Task Group 4a (TG4a), Tech. Rep., Nov. 2004.
- [9] A. Molisch, D. Cassioli, C. C. Chong, S. Emami, A. Fort, B. Kannan, J. Kåredal, J. Kunisch, H. G. Schantz, K. Siwiak, M. Z. Win, "A comprehensive standardized model for ultrawideband propagation channels," *IEEE Trans. on Antennas and Propagation*, Vol. 54, No. 11, pp. 3151-3166, 2006.
- [10] K. Haneda, A. Richter, A.F. Molisch, "Modeling the Frequency Dependence of Ultra-Wideband Spatio-Temporal Indoor Radio Channels," *IEEE Trans. Antennas and Propagation*, Vol. 60, No. 6, June 2012.
- [11] S. Venkatesh and R.M. Buehrer, "Non-line-of-sight identification in ultra-wideband systems based on received signal statistics," *IET Microw. Antennas Propag.*, 1, (6), pp. 1120 –1130, 2007.
- [12] L. Piazza, F. Ameli, "On the Inter-Symbol-Interference in several Ultra Wideband systems" in *Proc. IEEE Int. Symp. on Wireless Communication Systems (ISWCS'05)*, pp. 259 – 262, Sept. 2005.
- [13] A. L. Deleuze, P. Ciblat, C.J. Martret, "Inter-symbol/Inter-Frame Interference in Time-Hopping Ultra Wideband Impulse Radio System," in *Proc. IEEE Int. Conf. on Ultra-Wideband*, pp. 396-401, 2005.
- [14] S. Ahmed, H. Arslan, "Inter-Frame Interference in Time Hopping Impulse Radio Based UWB Systems for Coherent Receivers," in *Proc. IEEE Vehicular Technology Conf.*, pp. 1-6, 2006.
- [15] S. Gezici, A. F. Molisch, H. V. Poor, and H. Kobayashi, "The Trade-off Between Processing Gains of an Impulse Radio UWB System in the Presence of Timing Jitter," *IEEE Trans. Comm.*, 55, 1504-1515 (2007).
- [16] K. Witrisal, "Statistical Analysis of the IEEE 802.15.4a UWB PHY over Multipath Channels," in *Proc. IEEE WCNC Conference*, pp. 130-135, 2008.
- [17] M. A. Rahman, S. Sasaki, S. T. Islam, T. Baykas, C.-S. Sum, J. Wang, R. Funada, H. Harada, S. Kato, "Analysis and Comparison of Inter-Symbol/Frame Interference in Pulsed DS- and Hybrid DS/TH-UWB Communications," in *Proc. IEEE Vehicular Technology Conf.*, 2009.
- [18] A. F. Molisch, "Adaptive Frame Durations for Time-Hopped Impulse Radio Systems," Patent US 7,620,369 B2, 7 Nov. 2009.
- [19] A. Papoulis, S. U. Pillai, "Probability, Random Variables, and Stochastic Processes," McGraw-Hill Publishing Co., 4th Edition, Jan. 2002.