



Top quark pair production and top quark properties at CDF

Chang-Seong Moon, on behalf of the CDF Collaboration

*AstroParticule et Cosmologie, Université Paris Diderot, CNRS/IN2P3,
10, rue Alice Domon et Léonie Duquet, 75205 Paris, France
and INFN Sezione di Pisa, Largo B. Pontecorvo, 3, 56127 Pisa, Italy*

Abstract

We present the most recent measurements of top quark pairs production and top quark properties in proton-antiproton collisions with center-of-mass energy of 1.96 TeV using CDF II detector at the Tevatron. The combination of top pair production cross section measurements and the direct measurement of top quark width are reported. The test of Standard Model predictions for top quark decaying into b -quarks, performed by measuring the ratio R between the top quark branching fraction to b -quark and the branching fraction to any type of down quark is shown. The extraction of the CKM matrix element $|V_{tb}|$ from the ratio R is discussed. We also present the latest measurements on the forward-backward asymmetry (A_{FB}) in top anti-top quark production. With the full CDF Run II data set, the measurements are performed in top anti-top decaying to final states that contain one or two charged leptons (electrons or muons). In addition, we combine the results of the leptonic forward-backward asymmetry in $t\bar{t}$ system between the two final states. All the results show deviations from the next-to-leading order (NLO) standard model (SM) calculation.

Keywords: Tevatron, CDF, Standard Model, Top quark, Properties, forward-backward asymmetry

1. Introduction

The top quark, discovered at the Tevatron in 1995 by CDF [1] and D0 [2] experiments, have completed the third generation of quarks in the SM and been playing a special role with the heaviest known elementary particle in electroweak symmetry breaking. This large mass is responsible for the top quark properties. Any deviation from the SM predictions of the top quark properties could indicate the presence of beyond SM signal indirectly.

Top quarks are mostly produced in top-antitop pairs via the strong interaction at the Tevatron. Thousands of top events have been collected by CDF Run II detector. It allows performing precision measurements of top properties and many analyses are unique to the Tevatron and complementary to the LHC measurements.

In the SM, the top quark decays to a W -boson and a b -quark almost 100 % of the time. The decay channels

of the top quark are labeled as dilepton, lepton+jets and all hadronic channel classified by whether a leptonic decay into electron or muon has occurred in both (5 %), one only (30 %) or none of the two W -bosons (45 %) respectively. The dilepton channel is only 5 percent of top quark pairs decay but it has the cleanest final state to identify because there is no so many other processes can produce such a striking final state even before requiring the identification of one of the jets originating from a b -quark (b -tagging). The lepton+jets mode is referred to as the golden channel because of a sizable branching fraction and controllable background levels using the b -tagging. The all hadronic decay channel has an advantage of the largest cross section but it suffers from a huge background from the quantum chromodynamics (QCD) multijet production and cannot be easily simulated with Monte Carlo sample.

2. Top quark width and branching fraction ratio

Top quark has the largest decay width of the known fermions in the SM. The recent next-to-next-to-leading-order (NNLO) calculation with QCD and electroweak corrections predicts Γ_{top} , the top quark decay width to be 1.32 GeV at top quark mass of $M_{top} = 172.5$ GeV/ c^2 [3]. Direct measurements of the top quark width are performed in fully reconstructed lepton+jets events using the full CDF Run II data set, corresponding to an integrated luminosity of 8.7 fb⁻¹. The best-fit value of measured top quark width (Γ_{meas}) retrieved from the data is 1.63 GeV and is depicted as an arrow in the plot of Fig. 1 (middle). This corresponds to an upper limit of $\Gamma_{top} < 6.38$ GeV at the 95 % confidence level (CL). We also set a two-sided limit of 1.10 GeV $< \Gamma_{top} < 4.05$ GeV at 68 % CL, which corresponds to a lifetime of 1.6×10^{-25} s, this result confirms the prediction that top quark decays before its hadronization. This is the most precise direct determination of the top quark width and lifetime and shows no evidence of non-SM physics in the top quark decay [4].

In the SM, the top quark coupling to a down-type quark q , where $q = d, s, b$ is proportional to $|V_{tq}|$, the element of the Cabibbo-Kobayashi-Maskawa (CKM) matrix. Under the assumption that the 3×3 CKM matrix is unitary and given constraints on $|V_{ts}|$ and $|V_{td}|$, the magnitude of the top-bottom quark coupling is computed as $|V_{tb}| = 0.99915^{+0.00002}_{-0.00005}$ [5]. Using these hypotheses, the ratio of the top quark branching fraction R is indirectly determined as

$$R = \frac{B(t \rightarrow Wb)}{B(t \rightarrow Wq)} = \frac{|V_{tb}|^2}{|V_{tb}|^2 + |V_{ts}|^2 + |V_{td}|^2} \quad (1)$$

$$= 0.99830^{+0.00004}_{-0.00009}$$

The ratio of the top quark branching fraction R is recently measured in events with two charged leptons, imbalance in total transverse energy, and at least two jets (dilepton channel). The sample is divided into 9 subsamples by dilepton flavor ($ee, \mu\mu, e\mu$) and 3 b -tagging categories (presence of 0, 1, or 2 tags) in order to better exploit the subsample-dependent signal-to-background ratio and compare between observed data and expectations. The number of observed and predicted events are used in the various subsamples as input to a likelihood function, which is maximized to extract R , since the number of b -jets in the event is related to the top quark branching fraction in the Wb final state. We obtain $R > 0.73(0.76)$ at 95 % (90 %) CL. From Eq. (1) and the assumptions therein we obtain $|V_{tb}| = 0.94 \pm 0.04$ and $|V_{tb}| > 0.85(0.87)$ at 95 % (90 %) CL. The result, $R = 0.87 \pm 0.07$ differs from the SM expectation by $\approx 1.8\sigma$ [6].

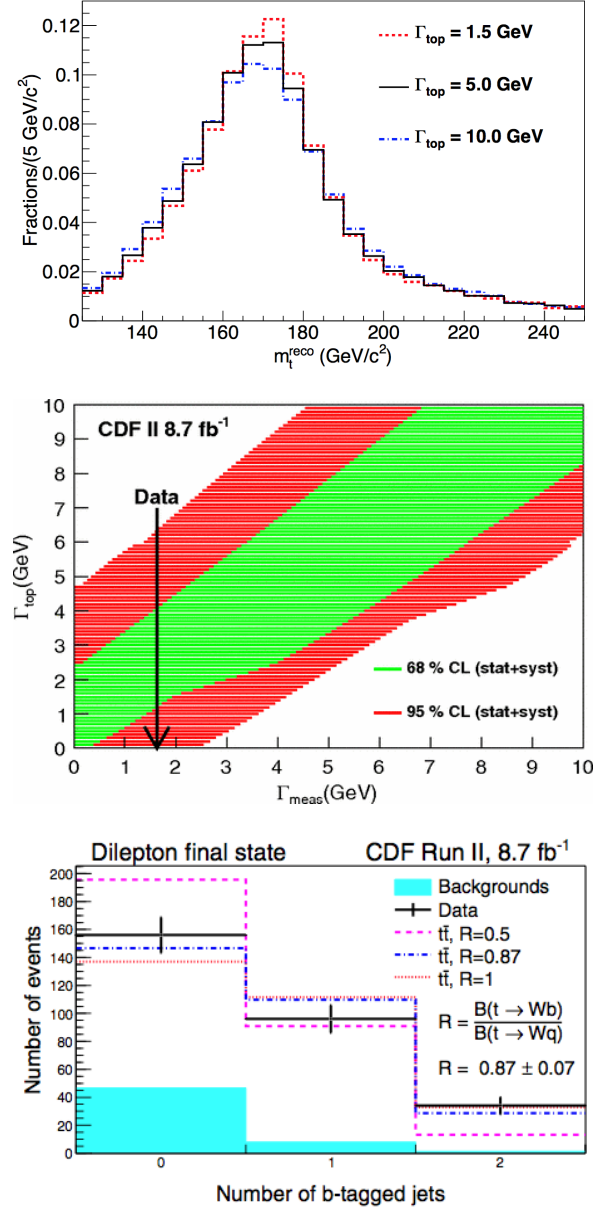


Figure 1: (top) m_t^{reco} distributions for simulated events meeting the lepton + jets selection are displayed with three values of top and with the nominal jet-energy scale. (middle) Confidence bands of Γ_{top} as a function of Γ_{meas} for 68 % and 95 % CL limits. Results from simulated experiments assuming 8.7 fb⁻¹ of data at different values of top are convoluted with a smearing function to account for systematic uncertainties. The value observed in data is indicated by an arrow. (bottom) Number of events observed in data and expected for various values of R as a function of identified b -jets.

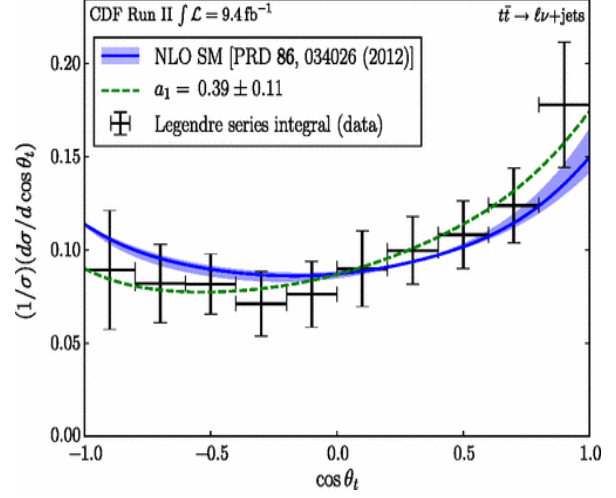
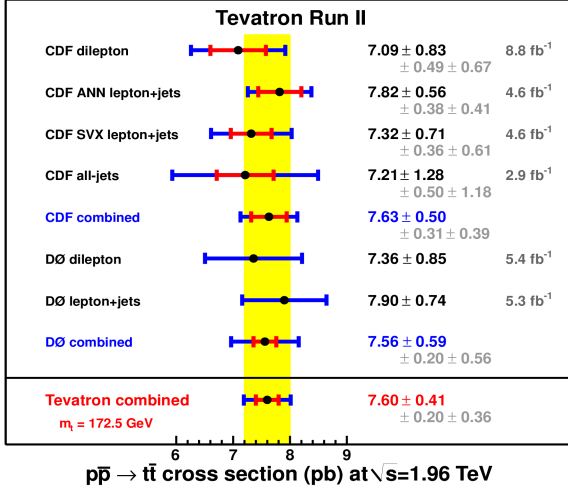


Figure 2: (left) The CDF-only combination result with the four input $\sigma_{t\bar{t}}$ measurements from the CDF experiment, along with the DØ-only combination for the combination for the Tevatron result. The inner (red) bars reflect statistical uncertainties while the outer (blue) bars show the total uncertainties on each measurement. (right) Fraction of cross section in 10 bins of $\cos\theta_t$, obtained by integrating the series of Legendre polynomials over the width of each bin.

3. Top quark pair production cross section

CDF collaboration recently combined four measurements of the inclusive top quark pair ($t\bar{t}$) production cross section ($\sigma_{t\bar{t}}$) from the full CDF Run II data set corresponding to integrated luminosities of up to 8.8 fb⁻¹ by contribution of a measurement in the dilepton channel [7]. We obtain a value of $\sigma_{t\bar{t}} = 7.63 \pm 0.50$ pb for a top quark mass of $M_{top} = 172.5$ GeV. The contributions to the uncertainty are 0.31 pb from statistical sources, 0.39 pb from systematic sources including the uncertainty on the integrated luminosity. The result is in good agreement with the standard model expectation of $7.35^{+0.28}_{-0.33}$ pb at NNLO and next-to-next-to leading logarithms in perturbative QCD [8]. The CDF-only combination result contributes to 60 % of the combination for the Tevatron result to be $\sigma_{t\bar{t}} = 7.60 \pm 0.41$ pb [9].

A measurement of the differential $t\bar{t}$ cross section, $d\sigma/d(\cos\theta_t)$ for top quark pair production as a function of the top quark production angle in proton-antiproton collisions is reported [10]. This measurement is performed using the lepton+jets events and the full CDF Run II data set corresponding to an integrated luminosity of 9.4 fb⁻¹. We employ the Legendre polynomials to characterize the shape of the differential cross section at the parton-level. We characterize the shape of $d\sigma/d(\cos\theta_t)$ by expanding in the Legendre polynomials where P_ℓ is the Legendre polynomial of degree ℓ , and

a_ℓ is the Legendre moment of degree ℓ in Eq. (2).

$$\frac{d\sigma}{d(\cos\theta_t)} = \sum_{\ell=0}^{\infty} a_\ell P_\ell(\cos\theta_t) \quad (2)$$

The observed Legendre coefficient of the $\cos\theta_t$ linear term in the differential cross section $a_1 = 0.40 \pm 0.12$ is excess of the NLO SM prediction of $a_1 = 0.15^{+0.07}_{-0.03}$, while the remainder of the differential cross section is in good agreement within the uncertainties with the prediction of the NLO SM calculation [10].

4. Top quark forward-backward asymmetry

The forward-backward asymmetry (A_{FB}) in $p\bar{p} \rightarrow t\bar{t}$ production is defined as

$$A_{FB} = \frac{N(\Delta y > 0) - N(\Delta y < 0)}{N(\Delta y > 0) + N(\Delta y < 0)} \quad (\Delta y = y_t - y_{\bar{t}}), \quad (3)$$

where y is given by $y = \frac{1}{2} \ln \left(\frac{E+p_z}{E-p_z} \right)$ with E being the total top quark energy and p_z being the component of the top quark momentum along the beam axis as measured in the detector rest frame. The A_{FB} is identical to the asymmetry in the top-quark production angle in the experimentally well-defined $t\bar{t}$ rest frame. An NLO SM calculation with both electroweak and NLO QCD effects lead to a small A_{FB} of order 8.8 ± 0.6 % in the $t\bar{t}$ rest frame [11]. Asymmetries in $t\bar{t}$ production beyond SM prediction could provide the first evidence of

new interactions, such as $t\bar{t}$ production via a heavy axial color octet or a flavor-changing Z' boson that might not be easily observed as excesses in the top-quark production rate or as resonances in the $t\bar{t}$ invariant mass distribution [12].

CDF measured a reconstruction-level asymmetry of $A_{FB} = 6.3 \pm 1.9 \%$ and an inclusive parton-level $A_{FB} = 16.4 \pm 4.7 \%$ in the lepton+jets decay channel with the full CDF data set corresponding to an integrated luminosity of 9.4 fb^{-1} . In addition, differential measurements using two bins each in the top-antitop rapidity difference $|\Delta y|$ and the top-antitop invariant mass $M_{t\bar{t}}$ are performed. The results agree on a larger dependence of A_{FB} on $|\Delta y|$ and $M_{t\bar{t}}$ than the NLO SM expectation. The observed slopes of the asymmetries by linear fit of the data as a function of $|\Delta y|$ and $M_{t\bar{t}}$ give 2.8σ and 2.4σ excesses from the theoretical prediction respectively. We also study the dependence of the asymmetry on the $t\bar{t}$ transverse momentum of the system $p_T^{t\bar{t}}$ at the detector level. These results show the excess asymmetry in the data is consistent with being dependent of $p_T^{t\bar{t}}$ and provide additional quantification of the functional dependencies of the asymmetry [12].

5. Leptonic asymmetry in $t\bar{t}$ production

The leptonic forward-backward asymmetry A_{FB}^ℓ ($\ell = e$ or μ) kinematically correlated with the top quark pair asymmetry $A_{FB}^{t\bar{t}}$ as well as the top quark polarizations. If the genuine value of $A_{FB}^{t\bar{t}}$ would be that measured by CDF collaboration [12], the predicted value for A_{FB}^ℓ for top quarks decaying according to the SM would be $7.0 \% < A_{FB}^\ell < 7.6 \%$ [13]. The inclusive asymmetry of the charge-weighted lepton pseudorapidities ($q_\ell y_\ell$) is defined as

$$A_{FB}^\ell = \frac{N(q_\ell y_\ell > 0) - N(q_\ell y_\ell < 0)}{N(q_\ell y_\ell > 0) + N(q_\ell y_\ell < 0)} \quad (4)$$

The asymmetric part is decomposed from $q_\ell y_\ell$ distribution at parton-level with various physics models [13, 14]. The differential asymmetry as a function of $q_\ell y_\ell$, $\mathcal{A}(q_\ell y_\ell)$ is parametrized with an functional form of

$$\mathcal{A}(q_\ell y_\ell) = a \cdot \tanh\left(\frac{q_\ell y_\ell}{2}\right), \quad (5)$$

where a is the only free parameter related to A_{FB}^ℓ . A predicted value in the SM is $A_{FB}^\ell = 3.8 \pm 0.3 \%$ [11].

A second observable for the leptonic asymmetry is

defined in the dilepton final state analogously to $A_{FB}^{t\bar{t}}$ as

$$A_{FB}^{\ell\ell} = \frac{N(\Delta y > 0) - N(\Delta y < 0)}{N(\Delta y > 0) + N(\Delta y < 0)} \quad (6)$$

where $\Delta y = y_{\ell^+} - y_{\ell^-}$. An NLO SM prediction yields $A_{FB}^{\ell\ell} = 4.8 \pm 0.4$ [11].

The first measurement of the production-level inclusive lepton asymmetry in the lepton+jets events is found to be $A_{FB}^\ell = 9.4^{+3.2}_{-2.9} \%$ using the full CDF data set is reported [13] as shown in Fig. 3 (top). Following measurements of the parton-level inclusive leptonic forward-backward asymmetry of top-quark pairs decaying into the dilepton final state using the full CDF data set are presented [14]. The results are $A_{FB}^\ell = 7.2 \pm 6.0 \%$ and $A_{FB}^{\ell\ell} = 7.6 \pm 8.2 \%$ as described in Fig. 3 (bottom), both consistent with the previous determination [13] and the SM expectations [11].

A combination of CDF A_{FB}^ℓ measurements with the dilepton and lepton+jets events yields $A_{FB}^\ell = 9.0^{+2.8}_{-2.6} \%$, where 80 % of the measurement weight is due to the lepton + jets result and 20 % is due to the dilepton result. The difference in the weights is mostly due to the larger size of the lepton + jets final state sample. This result is about two standard deviations larger than the NLO SM calculation of $A_{FB}^\ell = 3.8 \pm 0.3 \%$ [14], but is consistent with the 7.0-7.6 % range expected assuming unpolarized top quark production and SM top-quark decay, given the measured value of A_{FB}^ℓ by the CDF collaboration [13]. These CDF results of A_{FB}^ℓ measurements are compared in Fig. 4.

6. Forward-backward asymmetry in $b\bar{b}$ pairs

The light axigluon models which are viable candidates to explain the forward-backward asymmetry in $t\bar{t}$ production, predict forward-backward asymmetries for $b\bar{b}$ and $c\bar{c}$ systems [15–18]. The A_{FB} in $b\bar{b}$ pairs at large $b\bar{b}$ mass ($M_{b\bar{b}} > 150 \text{ GeV}$) is first measured using jet-triggered data and jet charge to identify b -quark from \bar{b} -quark. To characterize the posterior and describe the measured data, we find the highest-probability-density credible intervals at 68 % and 95 % credibility for the $b\bar{b}$ asymmetry in bins of particle-level mass as displayed in Fig. 5 (top). The observed asymmetry is consistent with both zero and with the SM prediction as a function of $M_{b\bar{b}}$. The Axigluon model which has its mass $M_A = 200 \text{ GeV}/c^2$ is excluded, while the heavier axigluon at $M_A = 345 \text{ GeV}/c^2$ is in good agreement with the data as shown in Fig. 5 (bottom) [19]. CDF is currently working on the measurement of A_{FB} in $b\bar{b}$ pairs at low mass as well to confirm the results.

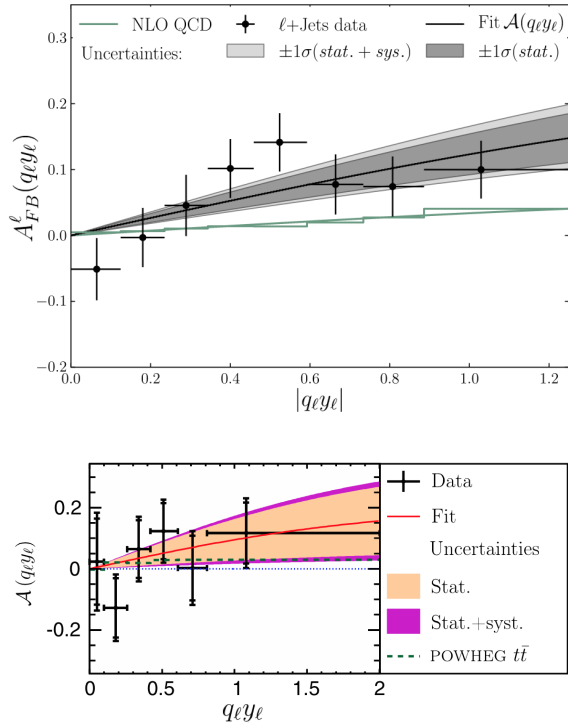


Figure 3: (top) The binned asymmetry $A_{FB}^l(q_l y_l)$ in a single charged lepton and hadronic jets (lepton+jets) after correcting for acceptance, compared to the NLO QCD prediction of POWHEG. The best fit to Eq. (6) for each is shown as the smooth curve of the same color. The dark (light) gray bands indicate the statistical (total) uncertainty on the fit curve to the data. The data points for the final state with two charged leptons (dilepton) in (bottom) are placed at the bin centroids predicted by the POWHEG simulation. The inner bars on the data points represent the statistical uncertainties, while the outer bars represent the total uncertainties. The bands indicate the one standard deviation region for statistical and statistical + systematic uncertainties.




Figure 4: The measurements of A_{FB}^{lep} with lepton+jets and dilepton final states from CDF, along with their combination for the CDF result.

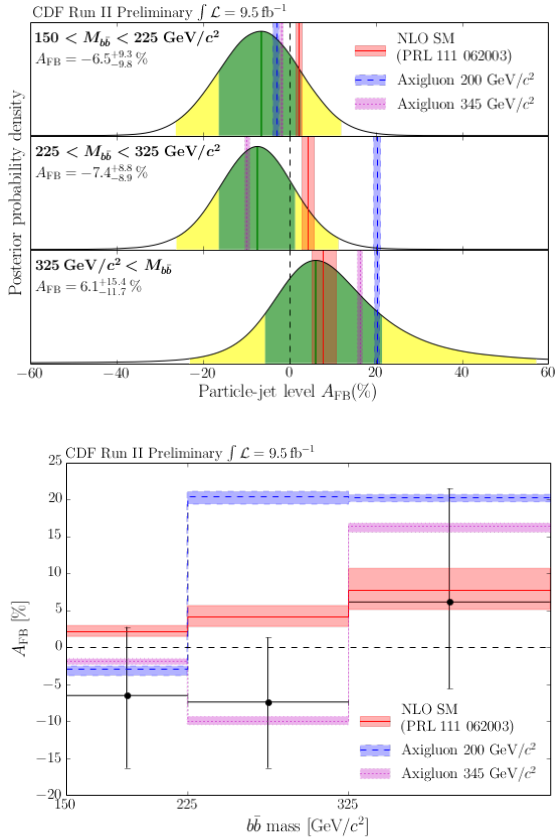


Figure 5: (top) Marginal posterior probability distribution of asymmetry in each bin of particle-level $b\bar{b}$ mass. The green and yellow bands represent the 68 % and 95 % credible intervals, respectively. (bottom) Maximum a posteriori points for the signal asymmetry in each mass bin. The error bars represent the 68 % credible intervals.

7. Conclusion

The recent measurements on the top quark pairs production and properties from CDF are presented. Most results of the top quark properties at CDF agree with the SM prediction, while the top quark forward-backward asymmetry and the leptonic asymmetry in $t\bar{t}$ system show deviations from SM predictions. The various different experimental checks are performed for the top quark A_{FB} which is disagreement with the NLO SM calculation with both electroweak and NLO QCD effects. We found the top quark asymmetry grows faster than the expectation in the NLO calculation as a function of $t\bar{t}$ mass and difference of top-antitop rapidities. CDF has been preparing to combine these A_{FB} results with D0 measurements for the Tevatron combination of the A_{FB} measurement in $t\bar{t}$ production. The first measurement of the bottom quark forward-backward asymme-

try at large $b\bar{b}$ mass is reported. The result shows the consistency with both zero and with the SM predictions and slightly reduces the allowed parameter space for light axigluon models to explain the top quark forward-backward asymmetry.

8. Acknowledgments

I would like to thank my colleagues of the CDF collaboration for their continuous valuable efforts and dedication to provide these important physics results. I also thank the organizers of ICHEP 2014 in Valencia for a productive and successful conference.

References

- [1] F. Abe et al. (CDF Collaboration), *Phys. Rev. Lett.* **74**, 2626 (1995).
- [2] S. Abachi et al. (D0 Collaboration), *Phys. Rev. Lett.* **74**, 2632 (1995).
- [3] J. Gao, C. S. Li, and H. X. Zhu, *Phys. Rev. Lett.* **110**, 042001 (2013).
- [4] T. Aaltonen et al. (CDF Collaboration), *Phys. Rev. Lett.* **111**, 202001 (2013).
- [5] J. Beringer et al. (Particle Data Group), *Phys. Rev. D* **86**, 010001 (2012).
- [6] T. Aaltonen et al. (CDF Collaboration), *Phys. Rev. Lett.* **112**, 221801 (2014).
- [7] T. Aaltonen et al. (CDF Collaboration), *Phys. Rev. D* **88**, 091103(R) (2013).
- [8] M. Czakon, P. Fiedler, and A. Mitov, *Phys. Rev. Lett.* **110**, 252004 (2013).
- [9] T. Aaltonen et al. (CDF and D0 Collaborations), *Phys. Rev. D* **89**, 072001 (2014).
- [10] T. Aaltonen et al. (CDF Collaboration), *Phys. Rev. Lett.* **111**, 182002 (2013).
- [11] Werner Bernreuther and Zong-Guo Si, *Phys. Rev. D* **86**, 034026 (2012).
- [12] T. Aaltonen et al. (CDF Collaboration), *Phys. Rev. D* **87**, 092002 (2013).
- [13] T. Aaltonen et al. (CDF Collaboration), *Phys. Rev. D* **88**, 072003 (2013).
- [14] T. Aaltonen et al. (CDF Collaboration), *Phys. Rev. Lett.* **113**, 042001 (2014).
- [15] G. M. Tavares and M. Schmaltz, *Phys. Rev. D* **84**, 054008 (2011).
- [16] C. Gross, G. M. Tavares, M. Schmaltz, and C. Spethmann, *Phys. Rev. D* **87**, 014004 (2013).
- [17] Seyda Ipek, *Phys. Rev. D* **87**, 116010 (2013).
- [18] A. Carmona, M. Chala, A. Falkowski, S. Khatibi, M. M. Najafabadi, G., J. Santiago, *J. High Energy Phys.* 07(2014)005.
- [19] CDF Collaboration, CDF Note Report No. 11092, 2014, <http://www-cdf.fnal.gov/physics/new/top/2014/Afbpbpub/index.html>.