

Finite element discretization of non-linear diffusion equations with thermal fluctuations

J.A. de la Torre,¹ Pep Español,¹ and Aleksandar Donev²

¹*Departamento de Física Fundamental, UNED, Apartado 60141, 28080 Madrid, Spain*

²*Courant Institute of Mathematical Sciences, New York University, 251 Mercer Street, 10012 NY, USA*

(Dated: 21st October 2014)

We present a finite element discretization of a non-linear diffusion equation used in the field of critical phenomena and, more recently, in the context of Dynamic Density Functional Theory. The discretized equation preserves the structure of the continuum equation. Specifically, it conserves the total number of particles and fulfills an H-theorem as the original partial differential equation. The discretization proposed suggests a particular definition of the discrete hydrodynamic variables in microscopic terms. These variables are then used to obtain, with the theory of coarse-graining, their dynamic equations for both averages and fluctuations. The hydrodynamic variables defined in this way lead to microscopically derived hydrodynamic equations that have a natural interpretation in terms of discretization of continuum equations. Also, the theory of coarse-graining allows to discuss the introduction of thermal fluctuations in a physically sensible way. The methodology proposed for the introduction of thermal fluctuations in finite element methods is general and valid for both regular and irregular grids in arbitrary dimensions. We focus here on simulations of the Ginzburg-Landau free energy functional using both regular and irregular 1D grids. Convergence of the numerical results is obtained for the static and dynamic structure factors as the resolution of the grid is increased.

I. INTRODUCTION

The description of transport processes in soft matter usually makes use of partial differential equations that are typically non-linear. The equilibrium properties of the system are described with a free energy functional and the transport properties are described through conservation equations. A typical example of such partial differential equations (PDEs) is

$$\partial_t c(\mathbf{r}, t) = \nabla \cdot \left[\Gamma(c(\mathbf{r}, t)) \nabla \frac{\delta \mathcal{F}}{\delta c(\mathbf{r})} [c] \right] \quad (1)$$

that governs the dynamics of the concentration field $c(\mathbf{r}, t)$. Eq. (1) has become the focus of Dynamic Density Functional Theory (DDFT) for the study of dynamics of colloidal suspensions¹⁻⁴.

The two quantities that enter this equation are the free energy functional $\mathcal{F}[c]$ and the mobility coefficient $\Gamma(c)$ that may depend, in general, on the concentration field. The partial differential equation (PDE) (1) is paradigmatic in that it captures two essential features of a non equilibrium system. On one hand, being in divergence form, Eq. (1) conserves the number of particles $N = \int d\mathbf{r} c(\mathbf{r}, t)$. On the other, it fulfills an H-theorem because the time derivative of $\mathcal{F}[c]$ is always negative provided that the mobility $\Gamma(c)$ is positive.

Fluctuations are also relevant for soft matter and they are important when Brownian motion, critical phenomena, transitions events, etc. are of interest. Since the seminal work by Landau and Lifshitz⁵, thermal fluctuations in a conservative PDE are introduced phenomenologically through the divergence of a stochastic flux. For the particular example of the above non-linear diffu-

sion equation, the stochastic partial differential equation (SPDE) has the form

$$\partial_t c(\mathbf{r}, t) = \nabla \cdot \left[\Gamma(c(\mathbf{r}, t)) \nabla \frac{\delta \mathcal{F}}{\delta c(\mathbf{r})} [c] \right] + \nabla \cdot \tilde{\mathbf{J}}(\mathbf{r}, t) \quad (2)$$

where the stochastic mass flux $\tilde{\mathbf{J}}(\mathbf{r}, t)$ is given by

$$\tilde{\mathbf{J}}(\mathbf{r}, t) = \sqrt{2k_B T \Gamma} \boldsymbol{\zeta}(\mathbf{r}, t) \quad (3)$$

which obviously requires that $\Gamma > 0$, and $\boldsymbol{\zeta}(\mathbf{r}, t)$ is a white noise in space and time. We will discuss the stochastic interpretation of Eq. (2) later on. This stochastic term ensures that the functional Fokker-Planck Equation equivalent to (2) has formally as invariant measure the canonical equilibrium functional probability distribution

$$P^{\text{eq}}[c] = \frac{1}{Z} \exp\{-\mathcal{F}[c]/k_B T\} \quad (4)$$

$$Z = \int \mathcal{D}c \exp\{-\mathcal{F}[c]/k_B T\}$$

where the partition function Z normalizes the probability distribution. Fluctuating equations of the form (2) have been considered in the DDFT literature⁴, where a debate on its physical meaning has arisen (see Ref.⁶ for a review). Eq. (2) has been used for the description of phase separation⁷ and critical phenomena, where it is known as Model B in the terminology of Ref.⁸.

Despite the formal similarity between (1) and (2) they are very different kinds of equations, not only because one is deterministic and the other stochastic. As we will discuss in Sec. III, the symbols in Eq. (1) and (2) need to have different physical meaning. From a purely mathematical point of view, the very existence of an equation like (2) or a functional like (4) is a delicate point,

due to the fact that the noise $\zeta(\mathbf{r}, t)$ and the field itself $c(\mathbf{r}, t)$ are very irregular objects^{9,10}. For example, in the Ginzburg-Landau free energy model, the partition function Z in Eq. (4) has a proper continuum limit in 1D but it is divergent in $D > 1$ due to the so called ultra-violet catastrophe. In this latter case, renormalization group techniques have been used in order to recover a continuum limit^{11–15}. A rigorous mathematical analysis of the renormalization of SPDEs near the critical point has been conducted recently^{16,17}. Alternatively, one may regularize the equation by introducing a physical coarse-graining length. This may take the form of regularization of the noise, e.g. replacing white noise with colored noise, or regularization of nonlinear terms¹⁸.

From a computational point of view, the numerical solution of partial differential equations like (1) always requires to convert the problem in continuum space into a problem in a discrete space, amenable of treatment with a computer. Usual procedures for discretization rely on assigning values of the fields to nodes of a grid. We are interested in discretizations on *arbitrary* (not necessarily regular) grids because arbitrary grids can accommodate complex geometries and allow for adaptive spatial resolution. Traditionally, the numerical solution of SPDEs of the kind (2) have resorted to finite difference schemes^{14,26}, that are easy to implement in regular lattices. Strictly speaking, though, a finite difference scheme for an SPDE like (2) (without regularization) is meaningless in higher dimensions because taking the point-wise value of the field is not appropriate. Instead, one can use a finite volume method, in which the discrete variables are the fields integrated over the cell volume²⁷. The resulting algorithm in regular grids looks like a finite difference method but the variables have very different meanings. While finite volumes may deal with adaptive resolutions and irregular grids²⁷, finite elements are often most natural when considering complicated boundary conditions. Finite element methods for the solution of SPDEs are just beginning to be explored^{28–31}.

In this work, we present a finite element discretization of (1) that captures the two essential ingredients of exact conservation and fulfillment of the Second Law, and can be used in arbitrary grids. While this may be regarded as a standard exercise in numerical analysis, it is a preliminary step for the formulation of a finite element discretization of an SPDE like (2). We point out that an equation like (2) requires an understanding of its microscopic underpinning and that (2) *is not* just “Eq. (1) with added thermal fluctuations”.

Equations (1) and (2) have been used for the description of colloidal suspensions out of equilibrium, and in the study of critical phenomena of fluids. In these fields, these equations correspond to coarse-grained (CG) descriptions of systems that at a microscopic level are made of particles governed by Hamilton’s equations. This is distinct from what happens in Quantum Field Theory for which similar equations are regarded as the fundamental starting point¹¹. One natural question to pose when

there is an underlying particle description is how to derive the above dynamic equations from the underlying microscopic dynamics of the system. The Theory of Coarse-Graining (ToCG), also known as Non-Equilibrium Statistical Mechanics, or the Mori-Zwanzig formalism, is a well-established framework for the derivation of macroscopic equations from the underlying microscopic laws of motion¹⁹. This theory allows one to obtain closed dynamic equations for a set of coarse variables which are functions of the microscopic state of the system. From the point of view of the ToCG an equation like (2) and, in general, any statistical field theory in Soft Matter only makes sense in discrete form and the partial differential equation *appearance* should be taken as a notational convenience^{20,21}. Refs.^{21–25} have explored ways in which the program of the ToCG can be implemented for the case of statistical field theories, i.e. how the equations for the dynamics of stochastic fields may be “deduced” from the underlying microscopic dynamics of the constituent particles. Understanding the microscopic basis of a mesoscopic equation like (2) is essential in order to have well-defined *hybrid* methods in which a continuum-like description is coupled with a detailed microscopic description.

One of the important messages that we would like to convey in the present paper is that there is a deep connection between “numerical analysis” and “coarse-graining” when applied to fluctuating fluid systems. Indeed, from a microscopic point of view, the natural setting for a SPDE is a discrete one, where the CG hydrodynamic variables are defined on the nodes of a grid. The CG variables are defined by assigning to every node the mass (momentum, energy) of the molecules that are “around” that node. There are many possibilities for this attribution. The simplest one is giving the mass of a molecule to the nearest node giving rise to a Voronoi cell partition of the molecules. This does not give physically sensible dynamic equations as we have shown in Ref.²³. Another possibility is to use a finite element basis function defined on a triangulation²⁵. While this solves the pitfalls of the Voronoi cell discretization, it corresponds to a lumped mass approximation of the corresponding continuum equations. Here we present a third possibility that uses the conjugate basis function of the finite element basis functions, rendering microscopic equations that can be understood as Petrov-Galerkin discretizations of a continuum equation and, therefore, have an appropriate continuum limit. We discuss the microscopic basis of both Eqs. (1) and (2) within the framework of the Mori-Zwanzig formalism that provides microscopic expressions for all the objects in the equations and illustrates the different physical meaning of the symbols in each equation. After having formulated the discrete version of the SPDE, we present numerical simulations in one dimension, based on the Ginzburg-Landau model for the free energy and discuss the continuum limit for this model.

II. SPATIAL DISCRETIZATION

A. Basis functions

As a first step for the discretization of the PDE (1), we introduce two basis functions associated to the two operations involved in the process of discretizing a PDE. The first is a discretization operation in which a *continuum field* $c(\mathbf{r}, t)$ is reduced to a *discrete field*, defined as a set of discrete values $\mathbf{c}(t) = (c_1, \dots, c_M)$, where each value $c_\mu(t)$ is assigned to a position \mathbf{r}_μ of a node in a mesh of M points. The second process is that of transforming a discrete field into a continuum field, an operation also understood as interpolation. In the first process information is destroyed while in the second it is created. These two operations are implemented in the present work through a set of two (dual or reciprocal) basis functions

$$\begin{aligned} \boldsymbol{\delta}(\mathbf{r}) &\equiv \{\delta_\mu(\mathbf{r}), \mu = 1, \dots, M\} \\ \boldsymbol{\psi}(\mathbf{r}) &\equiv \{\psi_\mu(\mathbf{r}), \mu = 1, \dots, M\} \end{aligned} \quad (5)$$

The functions $\psi_\mu(\mathbf{r}), \delta_\mu(\mathbf{r})$ are localized around the node point \mathbf{r}_μ . The discretization of the continuum field is given by $\mathbf{c} = (\boldsymbol{\delta}, c)$ where we introduce the scalar product as

$$(a, b) = \int d\mathbf{r} a(\mathbf{r}) b(\mathbf{r}) \quad (6)$$

whereas the interpolation of the discrete field is given by the field $\bar{c}(\mathbf{r}) = \boldsymbol{\psi}(\mathbf{r}) \cdot \mathbf{c}$. In component form we have

$$\begin{aligned} c_\mu(t) &= \int d\mathbf{r} \delta_\mu(\mathbf{r}) c(\mathbf{r}, t) \\ \bar{c}(\mathbf{r}, t) &= \sum_\mu \psi_\mu(\mathbf{r}) c_\mu(t) \end{aligned} \quad (7)$$

A natural requirement to be satisfied by the two operations of discretizing and interpolating is that the result of interpolating a discrete field and then discretizing the resulting interpolated field should give the original discrete field. It is straightforward to show that this requirement implies the mutual orthogonality of the basis functions

$$(\delta_\mu, \psi_\nu) = \delta_{\mu\nu} \quad (8)$$

We will further assume that the interpolation basis $\boldsymbol{\psi}(\mathbf{r})$ is *linearly consistent*, meaning

$$\begin{aligned} \sum_\mu^M \psi_\mu(\mathbf{r}) &= 1, & \int d\mathbf{r} \delta_\mu(\mathbf{r}) &= 1, \\ \sum_\mu^M \psi_\mu(\mathbf{r}) \mathbf{r}_\mu &= \mathbf{r}, & \int d\mathbf{r} \mathbf{r} \delta_\mu(\mathbf{r}) &= \mathbf{r}_\mu. \end{aligned} \quad (9)$$

In the present paper, we will choose for $\psi_\mu(\mathbf{r})$ the standard linear basis function of the finite element on node \mathbf{r}_μ that do satisfy the linear consistency. The finite element

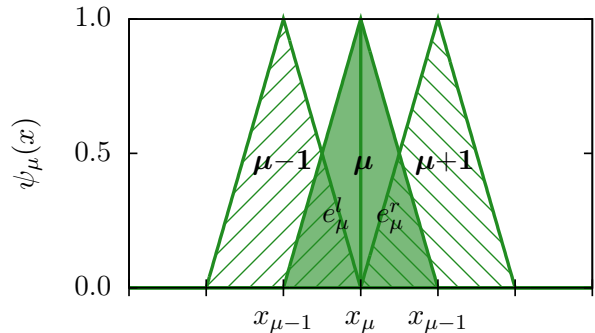


FIG. 1. The linear basis functions $\psi_\mu(x)$ in 1D. Each node μ has two elements, e_μ^l and e_μ^r shared with its neighbor nodes.

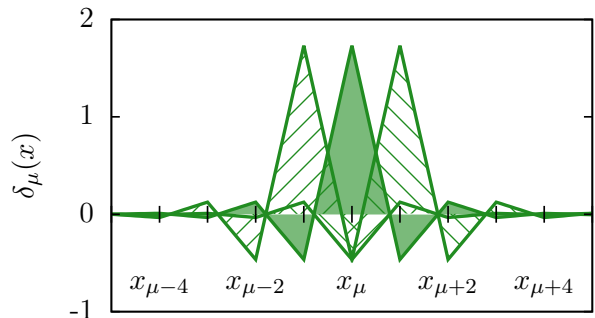


FIG. 2. The conjugate basis functions $\delta_\mu(x)$ in 1D in a regular lattice with total length $L = 10$ and $M = 64$ nodes.

is constructed from a triangulation of the grid like, for example, the Delaunay triangulation. Fig. 1 shows the functions $\psi_\mu(x)$ for three neighbor cells in 1D.

We further assume that the basis functions $\delta_\mu(\mathbf{r})$ are given as linear combinations of the basis functions $\psi_\mu(\mathbf{r})$, this is

$$\begin{aligned} \delta_\mu(\mathbf{r}) &= M_{\mu\nu}^\delta \psi_\nu(\mathbf{r}) \\ \psi_\mu(\mathbf{r}) &= M_{\mu\nu}^\psi \delta_\nu(\mathbf{r}) \end{aligned} \quad (10)$$

where the matrices M^δ and M^ψ are inverse of each other and, thanks to Eq. (8), are given by

$$\begin{aligned} M_{\mu\nu}^\delta &= (\delta_\mu, \delta_\nu) \\ M_{\mu\nu}^\psi &= (\psi_\mu, \psi_\nu) \end{aligned} \quad (11)$$

Fig. 2 shows the resulting functions $\delta_\mu(x)$.

In general, the result of discretizing a field $c(\mathbf{r})$ and then interpolating this discrete field gives a continuum field $\bar{c}(\mathbf{r})$ which is different from the original field $c(\mathbf{r})$, except for some particular fields. For linearly consistent basis functions, these particular fields are linear fields of the form $c(\mathbf{r}) = a + \mathbf{b} \cdot \mathbf{r}$ with a, \mathbf{b} constant. Mathematically, we may express these operations as convolutions

$$\bar{c}(\mathbf{r}) = \int d\mathbf{r}' S(\mathbf{r}, \mathbf{r}') c(\mathbf{r}') \quad (12)$$

where the smoothing kernel is defined as

$$S(\mathbf{r}, \mathbf{r}') \equiv \sum_{\mu} \psi_{\mu}(\mathbf{r}) \delta_{\mu}(\mathbf{r}') = \sum_{\mu} \delta_{\mu}(\mathbf{r}) \psi_{\mu}(\mathbf{r}') \quad (13)$$

This smoothing operator satisfies

$$\begin{aligned} \int d\mathbf{r}' S(\mathbf{r}, \mathbf{r}') &= 1 \\ \int d\mathbf{r}' \mathbf{r}' S(\mathbf{r}, \mathbf{r}') &= \mathbf{r} \end{aligned} \quad (14)$$

and its effect on linear functions is much the same as the Dirac delta function. For future reference, we note that the first equation in (14) can also be written as the partition of unity property

$$\sum_{\mu} \mathcal{V}_{\mu} \delta_{\mu}(\mathbf{r}) = 1 \quad (15)$$

where we have introduced the volume associated to node \mathbf{r}_{μ} as

$$\mathcal{V}_{\mu} \equiv \int d\mathbf{r} \psi_{\mu}(\mathbf{r}) \quad (16)$$

B. Petrov-Galerkin Weighted Residuals method

A general method for discretizing partial differential equations is the Weighted Residual method³². With the use of two different sets of basis functions, the method is known as the Petrov-Galerkin method. The idea of weighted residuals is to approximate the actual solution $c(\mathbf{r}, t)$ of the PDE with its smoothed version $\bar{c}(\mathbf{r}, t)$, in such a way that

$$c(\mathbf{r}, t) \approx \bar{c}(\mathbf{r}, t) = \boldsymbol{\psi}(\mathbf{r}) \cdot \mathbf{c}(t) \quad (17)$$

where now $\mathbf{c}(t) = (\boldsymbol{\delta}, c(\cdot, t))$ become the unknown of the problem. One defines the residual of the PDE (1) as the result obtained after substitution in Eq. (1) of the approximate field (17)

$$R(\mathbf{r}) \equiv \partial_t \bar{c}(\mathbf{r}, t) - \nabla \cdot \left[\Gamma(\bar{c}(\mathbf{r}, t)) \nabla \frac{\delta \mathcal{F}}{\delta c(\mathbf{r})} [\bar{c}] \right] \quad (18)$$

By weighting the residual with weights $\boldsymbol{\delta}(\mathbf{r})$ and requiring the weighted residual to vanish we obtain

$$\begin{aligned} \partial_t \mathbf{c}(t) &= \left(\boldsymbol{\delta}, \nabla \cdot \left[\Gamma(\bar{c}(\mathbf{r}, t)) \nabla \frac{\delta \mathcal{F}}{\delta c} [\bar{c}(t)] \right] \right) \\ &= - \left(\nabla \boldsymbol{\delta}, \Gamma(\bar{c}(\mathbf{r}, t)) \nabla \frac{\delta \mathcal{F}}{\delta c} [\bar{c}(t)] \right) \end{aligned} \quad (19)$$

where an integration by parts has been performed. Formally, Eq. (19) is a set of M ordinary differential equations for the M unknowns $\mathbf{c}(t)$.

It is apparent that we cannot proceed until we have a way to compute the functional derivative $\frac{\delta \mathcal{F}}{\delta c}$. To this end *define* the discrete free energy function $F(\mathbf{c})$ as

$$F(\mathbf{c}) \equiv \mathcal{F}[\boldsymbol{\psi} \cdot \mathbf{c}] \quad (20)$$

this is, the free energy *function* of the discrete field \mathbf{c} is obtained by evaluating the free energy *functional* at the interpolated field. What we need, though, is not a discrete approximation for the functional, but a discrete approximation for its functional derivative. By using the functional chain rule we may compute the derivative of the function (20)

$$\frac{\partial F}{\partial c_{\mu}}(\mathbf{c}) = \int d\mathbf{r}' \frac{\delta \mathcal{F}}{\delta c(\mathbf{r}')} [\boldsymbol{\psi} \cdot \mathbf{c}] \psi_{\mu}(\mathbf{r}') \quad (21)$$

Let us multiply Eq. (21) with the basis function $\boldsymbol{\delta}(\mathbf{r})$

$$\boldsymbol{\delta}(\mathbf{r}) \cdot \frac{\partial F}{\partial \mathbf{c}}(\mathbf{c}) = \int d\mathbf{r}' \frac{\delta \mathcal{F}}{\delta c(\mathbf{r}')} [\boldsymbol{\psi} \cdot \mathbf{c}] S(\mathbf{r}, \mathbf{r}') \quad (22)$$

where the smoothing kernel $S(\mathbf{r}, \mathbf{r}')$ is defined in (13). We will assume that the functional derivative does not change appreciably within the range of $S(\mathbf{r}, \mathbf{r}')$. In this case, we may simply write from Eq. (22)

$$\int d\mathbf{r}' \frac{\delta \mathcal{F}}{\delta c(\mathbf{r}')} [\boldsymbol{\psi} \cdot \mathbf{c}] S(\mathbf{r}, \mathbf{r}') \approx \frac{\delta \mathcal{F}}{\delta c(\mathbf{r})} [\boldsymbol{\psi} \cdot \mathbf{c}] \quad (23)$$

and, therefore, we have an approximate expression for the functional derivative

$$\frac{\delta \mathcal{F}}{\delta c(\mathbf{r})} [\bar{c}] = \frac{\delta \mathcal{F}}{\delta c(\mathbf{r})} [\boldsymbol{\psi} \cdot \mathbf{c}] \approx \boldsymbol{\delta}(\mathbf{r}) \cdot \frac{\partial F}{\partial \mathbf{c}}(\mathbf{c}) \quad (24)$$

We may introduce (24) into (19) and obtain

$$\frac{d\mathbf{c}}{dt}(t) = -\mathbf{D}(\mathbf{c}) \cdot \frac{\partial F}{\partial \mathbf{c}}(\mathbf{c}) \quad (25)$$

where the dissipative matrix has the elements

$$D_{\mu\nu}(\mathbf{c}) = \int d\mathbf{r} \nabla \delta_{\mu}(\mathbf{r}) \cdot \Gamma \left(\sum_{\sigma} \psi_{\sigma}(\mathbf{r}) c_{\sigma} \right) \nabla \delta_{\nu}(\mathbf{r}) \quad (26)$$

The matrix $\mathbf{D}(\mathbf{c})$ is manifestly symmetric and positive semi-definite because $\Gamma > 0$ (the semi character is due to (15)). The total number of particles, defined as $N = \sum_{\mu} \mathcal{V}_{\mu} c_{\mu}(t)$ is a dynamical invariant of the equation (25). The time derivative of the discrete free energy $F(\mathbf{c}(t))$, which is given by

$$\frac{dF}{dt}(\mathbf{c}(t)) = -\frac{\partial F}{\partial \mathbf{c}}(\mathbf{c}) \cdot \mathbf{D}(\mathbf{c}) \cdot \frac{\partial F}{\partial \mathbf{c}}(\mathbf{c}) \leq 0 \quad (27)$$

is always negative or zero, because $\mathbf{D}(\mathbf{c})$ is semi-positive definite. Therefore, we have obtained in Eq. (25) a discrete version of the non-linear diffusion equation (1) that captures the two essential features about conservation of the number of particles and the Second Law. As we will

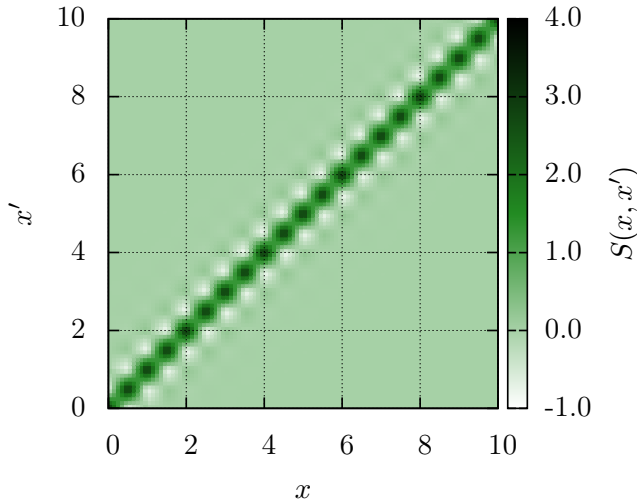


FIG. 3. Plot of $S(x, x')$ in a 1D lattice with length $L = 10$ and lattice spacing $a = 0.5$. The function $S(x, x')$ is appreciably different from zero only for points differing by a few (2 or 3) lattice spacings.

see, the fact that the diffusion matrix is positive definite in this scheme is crucial in order to construct discrete versions of SPDE. Indeed, the fulfillment of the Second Law in the form of an H-theorem in the discrete setting is intrinsically linked to the possibility of describing thermal fluctuations.

The only approximation that we have taken is that the functional derivative of the free energy functional hardly changes in the range of $S(\mathbf{r}, \mathbf{r}')$ defined in Eq. (13). We have plotted this function in Fig. 3 and observe that if the average lattice spacing is much smaller than the length scale of variation of the field, then the approximation (24) will be appropriate. Of course, this argument holds for the deterministic setting where the fields are smooth. In a stochastic setting as set forth later in the paper, for which, in general, the fields are extremely irregular the procedure should be understood not as an approximation but rather as a *definition* of the discrete model itself.

C. Explicit form of the dissipative matrix

The form (26) for the dissipative matrix involves a space integral that needs to be computed explicitly in order to introduce it in a computer code. Note that the mobility depends on the position through its dependence on the concentration field and, therefore, such space integrals are not immediate. We will use the following ap-

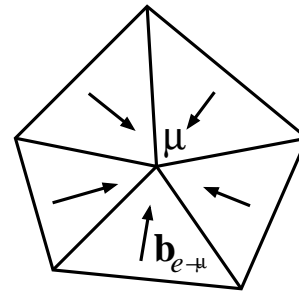


FIG. 4. In 2D, the Delaunay cell of node μ is surrounded by the triangular elements e . For each point of the triangular element e , there is a constant vector $\mathbf{b}_{e \rightarrow \mu}$ that points towards the node μ and that gives the derivative of the linear function $\psi_\mu(\mathbf{r})$ at that point.

proximation

$$\Gamma \left(\sum_{\sigma} \psi_{\sigma}(\mathbf{r}) c_{\sigma} \right) \approx \sum_{\sigma} \psi_{\sigma}(\mathbf{r}) \Gamma(c_{\sigma}) \quad (28)$$

in such a way that the mobility function at the interpolated field is approximated by a linear interpolation of the mobility function at the nodes. The approximation is exact for the points $\mathbf{r} = \mathbf{r}_{\mu}$. It is expected that this approximation is appropriate for smooth functions $\Gamma(c)$ provided that the mesh size is sufficiently small. With the approximation in Eq. (28), the dissipative matrix (26) becomes

$$\mathbf{D}_{\mu\nu}(\mathbf{c}) = \sum_{\sigma} \Gamma(c_{\sigma}) \int d\mathbf{r} \nabla \delta_{\mu}(\mathbf{r}) \psi_{\sigma}(\mathbf{r}) \nabla \delta_{\nu}(\mathbf{r}) \quad (29)$$

The integral is a geometric object readily computable as we show in what follows. For the linear finite elements $\psi_{\mu}(\mathbf{r})$, we may explicitly compute the gradient of the basis functions

$$\begin{aligned} \nabla \delta_{\mu}(\mathbf{r}) &= M_{\mu\mu'}^{\delta} \nabla \psi_{\mu'}(\mathbf{r}) \\ \nabla \psi_{\mu'}(\mathbf{r}) &= \sum_{e \in \mu'} \mathbf{b}_{e \rightarrow \mu'} \theta_e(\mathbf{r}) \end{aligned} \quad (30)$$

where $\theta_e(\mathbf{r})$ is the characteristic function of the sub-element e . The gradient of the basis function $\psi_{\mu}(\mathbf{r})$ is a constant vector $\mathbf{b}_{e \rightarrow \mu}$ for those points \mathbf{r} that are within the sub-element $e \in \mu$ of node μ ³³. In Fig. 1 we show the sub-elements e of the node μ in 1D while in Fig. 4 we show the sub-elements e of the node μ and the corresponding vectors $\mathbf{b}_{e \rightarrow \mu}$ in 2D.

By using (30) we have

$$\mathbf{D}_{\mu\nu}(\mathbf{c}) = M_{\mu\mu'}^{\delta} M_{\nu\nu'}^{\delta} \sum_{e \in \mu', \nu'} \mathbf{b}_{e \rightarrow \mu'} \mathbf{b}_{e \rightarrow \nu'} \mathcal{V}_e \Gamma_e(\mathbf{c}) \quad (31)$$

where we have introduced the mobility Γ_e of the element e as

$$\Gamma_e(\mathbf{c}) \equiv \sum_{\sigma \in e} W_{\sigma e} \Gamma(c_{\sigma}) \quad (32)$$

and represents a weighted average of the mobility associated to the nodes σ that are the vertices of the element e . We have introduced the volume of element e and the geometric ratio $W_{e\sigma}$ as

$$\begin{aligned} \mathcal{V}_e &\equiv \int d\mathbf{r} \theta_e(\mathbf{r}) \\ W_{\sigma e} &\equiv \frac{\int d\mathbf{r} \theta_e(\mathbf{r}) \psi_\sigma(\mathbf{r})}{\int d\mathbf{r} \theta_e(\mathbf{r})} \end{aligned} \quad (33)$$

In the simulations presented in this paper, we will assume that the mobility $\Gamma(\mathbf{c}) = \frac{Dc_0}{k_B T}$ is a constant, where D is a constant diffusion coefficient and c_0 is the equilibrium value of the concentration field. In this case, the dissipative matrix (29) is simply

$$\mathbf{D}_{\mu\nu}(\mathbf{c}) = \frac{Dc_0}{k_B T} \int d\mathbf{r} \nabla \delta_\mu(\mathbf{r}) \nabla \delta_\nu(\mathbf{r}) = \frac{Dc_0}{k_B T} \mathbf{L}_{\mu\nu}^\delta \quad (34)$$

where the stiffness matrix $\mathbf{L}_{\mu\nu}^\delta$ is given by

$$\mathbf{L}_{\mu\nu}^\delta \equiv \int d\mathbf{r} \nabla \delta_\mu(\mathbf{r}) \nabla \delta_\nu(\mathbf{r}). \quad (35)$$

III. PHYSICAL INTERPRETATION FROM THE THEORY OF COARSE-GRAINING

Up to now, the derivation of the discrete equation (25) out of the PDE (1) has been an exercise in numerical analysis. In this section, we argue that a microscopic view to the problem shows that there is more physics in (25) than this mathematical operations suggest. In the ToCG the first and crucial step is the selection of the (slow) CG variables while the theory takes care automatically of the resulting dynamic equations. We will see in this section that the above numerical analysis suggests *the appropriate definition of the CG variables* in the ToCG in order to recover, from microscopic grounds, a discrete equation governing the CG variables identical to (25) which, by construction, is compatible with a continuum limit.

By using the ToCG, the non-linear diffusion equation (1) can be obtained from microscopic principles for the description of the dynamics of a colloidal suspension, as shown in Ref.²⁴. One chooses as relevant variable the empirical or instantaneous concentration

$$\hat{c}_\mathbf{r}(z) \equiv \sum_i^N \delta(\mathbf{r} - \mathbf{r}_i) \quad (36)$$

where z is the microscopic state of the system and \mathbf{r}_i is the position of the i -th colloidal particle. The ToCG allows to obtain an exact equation for the ensemble average $c(\mathbf{r}, t)$ of $\hat{c}_\mathbf{r}(z)$, where the average is over the solution of the microscopic Liouville equation. The resulting exact equation is non-local in space and in time. Under the assumption that the concentration evolves very slowly

as compared with any other variable in the system, the exact integro-differential equation becomes an approximate local in time equation. A further approximation in which the space non-locality of the diffusion kernel is neglected, leads to Eq. (1)²⁴. The average $c(\mathbf{r}, t)$ is just the probability density of finding (any) one colloidal particle (i.e. its center of mass) at the point \mathbf{r} of space. The free energy functional $\mathcal{F}[c]$ and the mobility $\Gamma(c)$ have both expressions in terms of the Hamiltonian dynamics of the underlying system. In particular, the mobility is given in terms of a Green-Kubo expression (not shown here) while $\mathcal{F}[c]$ is the standard free energy density functional familiar from liquid state theory³⁴

$$\begin{aligned} \mathcal{F}[c] &= -k_B T \ln \int dz \rho^{\text{eq}}(z) \exp \left\{ - \int d\mathbf{r} \lambda(\mathbf{r}) \hat{c}_\mathbf{r}(z) \right\} \\ &\quad - \int d\mathbf{r} \lambda(\mathbf{r}) c(\mathbf{r}) \end{aligned} \quad (37)$$

where $\rho^{\text{eq}}(z) = \frac{1}{\mathcal{Z}} e^{-\beta H(z)}$ is the equilibrium canonical ensemble of the system with Hamiltonian $H(z)$, z denoting the microstate, i.e. positions and momenta of all the atoms of the system. The Lagrange multiplier $\lambda(\mathbf{r})$ is fixed by the condition

$$\frac{\delta \mathcal{F}}{\delta c(\mathbf{r})}[c] = \lambda(\mathbf{r}) \quad (38)$$

that connects in a one to one manner the Lagrange multiplier $\lambda(\mathbf{r})$, usually referred to as the chemical potential, and the average value $c(\mathbf{r})$ of (36). Note that Eq. (1) describes a dynamics in which $\mathcal{F}[c]$ always decreases, while keeping the number of particles fixed. The final equilibrium profile is then obtained after a constrained maximization of $\mathcal{F}[c]$ with the result that the equilibrium concentration field is such that the chemical potential $\lambda(\mathbf{r})$ is constant in space.

Instead of using the relevant variables (36) we may use the number of colloidal particles per unit volume at the mesh node \mathbf{r}_μ as input for the ToCG. These relevant variables are

$$\hat{c}_\mu(z) \equiv \sum_i^N \delta_\mu(\mathbf{r}_i) \quad (39)$$

The function $\delta_\mu(\mathbf{r})$ is assumed to be localized around the mesh node \mathbf{r}_μ and, therefore, the function \hat{c}_μ counts the number of colloidal particles that are around \mathbf{r}_μ . Different functional form have been proposed for $\delta_\mu(\mathbf{r})$, ranging from a function defined in terms of a finite number of Fourier modes²² to the characteristic function of the Voronoi cell around \mathbf{r}_μ (divided by the volume of the cell)²⁰. As we have discussed in Ref.²³, the resulting dynamic equations are not well behaved for the Voronoi cells. Motivated by the previous section, in the present paper we choose $\delta_\mu(\mathbf{r})$ to be the basis function dual to the finite element basis function $\psi_\mu(\mathbf{r})$. The proposal for $\delta_\mu(\mathbf{r})$ in the present paper differs from our previous proposal²⁴ where we used $\delta_\mu(\mathbf{r}) = \psi_\mu(\mathbf{r})/\mathcal{V}_\mu$. The former

selection is equivalent to a lumped mass approximation in which the mass matrix is approximated by a diagonal matrix, and is reasonable for regular lattices. A lumped mass approximation does not satisfy the natural requirement leading to the orthogonality in Eq. (8) and for this reason we will use the dual $\delta_\mu(\mathbf{r})$ given in (10). As the resolution increases and the number of node points \mathbf{r}_μ increases, the support of the function $\delta_\mu(\mathbf{r})$ is reduced and this function converges weakly to the Dirac delta function. In the high resolution limit ($M \rightarrow \infty$) the function (39) converges weakly to (36). Note that due to (15), the relevant variables (39) satisfy

$$\sum_{\mu}^M \mathcal{V}_\mu \hat{c}_\mu(z) = N \quad (40)$$

irrespective of the value of the microstate z . The variables \hat{c}_μ change stochastically as a result of the stochastic motion of the underlying colloidal particles.

In the next two subsections, we present the results obtained from the ToCG regarding the dynamics for the averages \mathbf{c} of the discrete variables (39) and for the distribution function $P(\mathbf{c}, t)$ of these variables (or the corresponding SDE). These dynamic equations are (41) for the average value of the discrete \mathbf{c} and (55) for the fluctuating variables, and are the discrete versions of (1) and (2), respectively.

A. Physical interpretation of the PDE

The ToCG allows us to obtain closed equations of motion for the time dependent *ensemble average* $\mathbf{c}(t) = \langle \hat{\mathbf{c}}(t) \rangle$ of the discrete variables (39). In this case, one obtains

$$\frac{d\mathbf{c}}{dt}(t) = -\overline{\mathbf{D}}(\mathbf{c}) \frac{\partial \overline{F}(\mathbf{c})}{\partial \mathbf{c}} \quad (41)$$

The *renormalized* diffusion matrix $\overline{\mathbf{D}}(\mathbf{c})$ is given by a Green-Kubo formula (not shown here). The *renormalized* free energy function $\overline{F}(\mathbf{c})$ is defined as

$$\overline{F}(\mathbf{c}) = -k_B T \ln \int dz \rho^{\text{eq}}(z) \exp\{-\boldsymbol{\lambda} \cdot \hat{\mathbf{c}}(z)\} - \boldsymbol{\lambda} \cdot \mathbf{c} \quad (42)$$

The conjugate parameters $\boldsymbol{\lambda}$ are in one to one connection with the discrete field \mathbf{c} through the relation

$$\frac{\partial \overline{F}}{\partial \mathbf{c}}(\mathbf{c}) = \boldsymbol{\lambda} \quad (43)$$

The equation of motion (41) obtained microscopically has the same structure as the discretized Eq. (25). In fact, the symbol $\mathbf{c}(t)$ in these two equations has the same physical meaning because the relevant variables (36) and (39) are related linearly

$$\hat{c}_\mu(z) = \int d\mathbf{r} \delta_\mu(\mathbf{r}) \hat{c}_\mathbf{r}(z) \quad (44)$$

Therefore, a natural question is: What is the connection between the discrete free energy $F(\mathbf{c})$ defined “numerically” from the free energy functional $\mathcal{F}[c]$ through Eq. (20) and the renormalized free energy function $\overline{F}(\mathbf{c})$ defined “physically” in Eq. (42)? In the remaining of this section we show that $\overline{F}(\mathbf{c}) \mapsto F(\mathbf{c})$ in the limit of high resolution.

The idea is as follows. We have two levels of description, Level 1 given in terms of the relevant variables $\hat{c}_\mathbf{r}(z)$ and a more coarse-grained Level 2 given in terms of the relevant variables $\hat{c}_\mu(z)$. Because the relevant variables of these two levels of description are related linearly, i.e. Eq. (44), the bridge theorem³⁵, also known as the contraction principle in large-deviation theory³⁶, applies and the free energy of Level 2 is obtained from that of Level 1, by maximizing $\mathcal{F}[c]$ subject to a given \mathbf{c} . We extremize without restriction

$$\mathcal{F}[c] - \boldsymbol{\lambda} \cdot \int d\mathbf{r} \delta(\mathbf{r}) c(\mathbf{r}) + \mu \int d\mathbf{r} c(\mathbf{r}) \quad (45)$$

The maximizer $c^*(\mathbf{r})$ of this functional depends on the Lagrange multipliers $\boldsymbol{\lambda}, \mu$ which are fixed by requiring the constraints

$$\begin{aligned} \int d\mathbf{r} \delta(\mathbf{r}) c(\mathbf{r}) &= \mathbf{c} \\ \int d\mathbf{r} c(\mathbf{r}) &= 1 \end{aligned} \quad (46)$$

Therefore, the maximizer $c^*(\mathbf{c})$ depends implicitly on \mathbf{c} . The bridge theorem ensures that the free energy of Level 2 is obtained when we evaluate the free energy of Level 1 at $c^*(\mathbf{c})$

$$\overline{F}(\mathbf{c}) = \mathcal{F}[c^*(\mathbf{c})] \quad (47)$$

This is an exact result. We now show that $\overline{F}(\mathbf{c}) \approx F(\mathbf{c})$ as the resolution increases. To this end, we write

$$c^*(\mathbf{r}) = \boldsymbol{\psi}(\mathbf{r}) \cdot \mathbf{c} + \epsilon(\mathbf{r}) \quad (48)$$

where therefore, the error field $\epsilon(\mathbf{r})$ defined through this equation is the difference between the solution c^* and the interpolated field. By inserting (48) into (47) we obtain

$$\begin{aligned} F(\mathbf{c}) &= \mathcal{F}[c^*] = \mathcal{F}[\boldsymbol{\psi} \cdot \mathbf{c} + \epsilon] \\ &= \mathcal{F}[\boldsymbol{\psi} \cdot \mathbf{c}] + \int d\mathbf{r} \epsilon(\mathbf{r}) \frac{\delta \mathcal{F}}{\delta c(\mathbf{r})} [\boldsymbol{\psi} \cdot \mathbf{c}] + \dots \\ &= \overline{F}(\mathbf{c}) + \int d\mathbf{r} \epsilon(\mathbf{r}) \frac{\delta \mathcal{F}}{\delta c(\mathbf{r})} [\boldsymbol{\psi} \cdot \mathbf{c}] + \dots \end{aligned} \quad (49)$$

Now we show that $\epsilon(\mathbf{r})$ is vanishingly small in the high resolution limit. The solution field $c^*(\mathbf{r})$ has to fulfill the restriction (46) and, therefore, we have

$$\begin{aligned} \mathbf{c} &= \int d\mathbf{r} \delta(\mathbf{r}) c^*(\mathbf{c})(\mathbf{r}) \\ &= \int d\mathbf{r} \delta(\mathbf{r}) (\boldsymbol{\psi}(\mathbf{r}) \cdot \mathbf{c}) + \int d\mathbf{r} \delta(\mathbf{r}) \epsilon(\mathbf{r}) \end{aligned} \quad (50)$$

The orthogonality of the basis functions (8) implies that

$$\int dr \delta_\mu(\mathbf{r}) \epsilon(\mathbf{r}) = 0 \quad \forall \mu \quad (51)$$

and the error field converges weakly to zero. As we increase the resolution, the functions $\delta_\mu(\mathbf{r})$ become more and more localized, implying that the function $\epsilon(\mathbf{r})$ is vanishingly small in the high resolution limit. In this limit, therefore, the renormalized free energy in the CG method $\bar{F}(\mathbf{c})$ can be obtained in a simpler way not through the exact Eq. (47), but rather through the simpler recipe (20). This is very convenient because there are many good approximate free energy density functionals $\mathcal{F}[c]$ available in the literature.

Note that the above argument applies for arbitrary functionals, in general non-local. Non-locality arises usually in models for free energy functionals due to the appearance of smoothed concentration fields that involve integrals of the concentration field with weight functions³⁴. As we show in Appendix B for the case of the exact 1D Percus free energy functional for hard rods, there is no problem in dealing with these non-local functionals with the recipe (20). Nevertheless, in the present paper we will not consider these non-local functionals since considering non-locality only in the free-energy functional but not in the mobility operator is not physically consistent. At the same time, a detailed microscopic understanding of non-local mobility operators (and thus non-local noise correlations) is lacking and requires a careful study in the future.

B. Physical interpretation of the SPDE

We now justify the SPDE (2) from a physical perspective along the lines in the previous section. The first question to address is the physical meaning to be assigned to the symbol $c(\mathbf{r}, t)$ in Eq. (2). It cannot be “the probability density of finding a colloidal particle at \mathbf{r} at time t ” as in Eq. (1), because in (2) $c(\mathbf{r}, t)$ is an intrinsically stochastic field and cannot be a “fluctuating probability”. Except for non-interacting Brownian walkers, Eq. (2) cannot be understood as an equation governing the dynamics of the spiky field (36) and even in this case, (2) can only be interpreted formally³⁷. There has been a lot of debate about the meaning of fluctuating equations in the field of DDFT⁶.

Clearly, in order to speak about “fluctuations in the number of particles per unit volume” one needs to use the variables (39) as relevant variables and consider the time dependent probability distribution $P(\mathbf{c}, t)$ that the phase functions $\hat{\mathbf{c}}_\mu(z)$ in (39) take particular values \mathbf{c} . From the ToCG it is possible to obtain an exact integro-differential equation for $P(\mathbf{c}, t)$. After the assumption of clear separation of time scales between the evolution of the concentration and any other variable in the system, one obtains the following Fokker-Planck equation that

governs $P(\mathbf{c}, t)$

$$\partial_t P(\mathbf{c}, t) = \frac{\partial}{\partial \mathbf{c}} \cdot \left\{ \hat{\mathbf{D}}(\mathbf{c}) \cdot \left[\frac{\partial \hat{F}}{\partial \mathbf{c}}(\mathbf{c}) P(\mathbf{c}, t) + k_B T \frac{\partial}{\partial \mathbf{c}} P(\mathbf{c}, t) \right] \right\} \quad (52)$$

The *bare* diffusion matrix $\hat{\mathbf{D}}(\mathbf{c})$ is defined in terms of a Green-Kubo expression (not shown) and satisfies $\sum_\mu \mathcal{V}_\mu \hat{\mathbf{D}}_{\mu\nu}(\mathbf{c}) = 0$ where \mathcal{V}_μ is the volume associated to cell μ . The *bare* $\hat{\mathbf{D}}(\mathbf{c})$ is, in general, a quantity different from the renormalized $\bar{\mathbf{D}}(\mathbf{c})$ in Eq. (41).

The *bare* free energy $\hat{F}(\mathbf{c})$ is defined from the equilibrium distribution of (52)

$$P^{\text{eq}}(\mathbf{c}) = \frac{1}{\hat{Z}} \delta \left(\sum_\mu \mathcal{V}_\mu c_\mu - N \right) \exp \left\{ -\frac{1}{k_B T} \hat{F}(\mathbf{c}) \right\} \quad (53)$$

where \hat{Z} is the normalization. The Dirac delta contribution reflects the mass conservation (40) and ensures that the probability vanishes for those concentration fields that do not have exactly N particles. Note that microscopically, the equilibrium distribution function is given by the phase space integral

$$P^{\text{eq}}(\mathbf{c}) = \int dz \rho^{\text{eq}}(z) \delta(\mathbf{c} - \hat{\mathbf{c}}(z)) \quad (54)$$

The bare free energy $\hat{F}(\mathbf{c})$ is, in general, a function of \mathbf{c} which is different from the renormalized free energy $\bar{F}(\mathbf{c})$ since its microscopic definition is different (see additional discussion below). The difference between the two is expected to be larger the larger the fluctuations are (i.e., the smaller the coarse-graining cells are).

The Ito stochastic differential equation (SDE) corresponding to the FPE (52) is

$$d\mathbf{c}(t) = -\hat{\mathbf{D}}(\mathbf{c}) \cdot \frac{\partial \hat{F}}{\partial \mathbf{c}}(\mathbf{c}) dt + k_B T \frac{\partial}{\partial \mathbf{c}} \cdot \hat{\mathbf{D}}(\mathbf{c}) dt + d\tilde{\mathbf{c}}(t) \quad (55)$$

where the term proportional to $k_B T$ is a reflection of the Ito stochastic interpretation of this SDE. Here $d\tilde{\mathbf{c}}$ is a linear combination of Wiener processes that has the covariance structure

$$\left\langle \frac{d\tilde{\mathbf{c}}}{dt}(t) \frac{d\tilde{\mathbf{c}}}{dt}(t') \right\rangle = 2k_B T \hat{\mathbf{D}}(\mathbf{c}) \delta(t - t') \quad (56)$$

C. Discussion

We have obtained, from the ToCG the two dynamic equations, (41) for the average of the discrete variables (39), and (55) for the fluctuating dynamics of these discrete variables. The structure of (41) is formally identical to the finite element discretization of (1). This suggests that the continuum limit of the microscopically derived

(41) is well-defined and given by (1). In this way, the definition (39) of the CG variables with the appropriate basis functions is crucial in order to obtain discrete equations with proper continuum limit. The discussion of the continuum limit of the stochastic equation (55) is more subtle and given below.

The ToCG is extremely useful as it gives the structure of the equations (1), (41), and (55), but it remains formal because the microscopic expressions for the objects appearing in these equations $\mathcal{F}[c]$, $\hat{F}(\mathbf{c})$, $\bar{F}(\mathbf{c})$ and $\Gamma(c)$, $\hat{\mathbf{D}}(\mathbf{c})$, $\bar{\mathbf{D}}(\mathbf{c})$ are too complex to be evaluated explicitly. Some general features may be inferred, though. For example, there exists an exact connection between the bare and renormalized free energies, which can be obtained by inserting the identity $\int d\mathbf{c}' \delta(\mathbf{c} - \hat{\mathbf{c}}(z)) = 1$ inside Eq. (42) and using Eqs. (54), (53). The result is

$$e^{-\beta\bar{F}(\mathbf{c}) - \lambda(\mathbf{c})\mathbf{c}} = \int d\mathbf{c}' \delta(\mathcal{V} \cdot \mathbf{c}' - N) \frac{1}{Z} e^{-\beta\hat{F}(\mathbf{c}') - \lambda(\mathbf{c})\mathbf{c}'} \quad (57)$$

Both the renormalized $\bar{F}(\mathbf{c})$ and bare $\hat{F}(\mathbf{c})$ free energies depend in a non-trivial way on the cell size, introduced implicitly through $\delta_\mu(\mathbf{r})$ in the definition of the CG variable \mathbf{c} in Eq. (39). We have shown in the previous section that the renormalized free energy $\bar{F}(\mathbf{c})$ may be obtained from the standard free energy functional $\mathcal{F}[c]$ according to $\bar{F}(\mathbf{c}) = \mathcal{F}[\psi \cdot \mathbf{c}]$, in the high resolution limit. It is, therefore, legitimate to ask whether there exists a bare free energy *functional* $\hat{\mathcal{F}}[c]$ such that the bare free energy *function* may be also written in the form $\hat{F}(\mathbf{c}) = \hat{\mathcal{F}}[\psi \cdot \mathbf{c}]$. Unfortunately, the answer is not straightforward. For example, looking at the high resolution limit of (57) makes not much sense because in the continuum limit the variables (39) become spiky like in (36) and the Dirac delta function $\delta(\mathbf{c} - \hat{\mathbf{c}}(z))$ gives a probability $P^{\text{eq}}(\mathbf{c})$ that is non-zero only for spiky fields, parametrized with the position of the particles. In fact, this probability is given, up to particle permutations, by the Gibbs ensemble $e^{-\beta H(z)}$. For non-interacting particles, in this limit (2) becomes simply a formal rewriting of the underlying particle dynamics³⁷. In that limit (57) falls back to (42) which is a trivial result. In addition, the separation of time scales underlying the Markov approximation and the FPE is expected to fail in the high resolution limit.

On the other hand, in lower resolution situations, when we expect to have typically many particles per cell and the equilibrium probability (54) should remain highly peaked, we may compute the integral in (57) with a saddle approximation, giving

$$\hat{F}(\mathbf{c}) \approx \bar{F}(\mathbf{c}) \quad (58)$$

up to an irrelevant constant. This equation would allow one to find the functional form of the bare free energy $\hat{F}(\mathbf{c})$ should the renormalized free energy $\bar{F}(\mathbf{c})$ be known. Of course, for low resolutions (large cell volumes), we do not know in general the functional form of the renormalized free energy. Only for single phase systems with known macroscopic thermodynamics one may

use local models for the free energy functional in terms of the macroscopic free energy density $f^{\text{eq}}(c)$ of the form

$$\hat{F}(\mathbf{c}) = \int d\mathbf{r} f^{\text{eq}}(\psi_\mu(\mathbf{r})c_\mu) \quad (59)$$

This leaves us in the position of having to *model* the bare free energy $\hat{F}(\mathbf{c})$. In the present paper, we will model the bare free energy according to the prescription

$$\hat{F}(\mathbf{c}) = \hat{\mathcal{F}}[\psi \cdot \mathbf{c}] \quad (60)$$

for a supposedly known bare free energy functional $\hat{\mathcal{F}}[c]$. With this, we are assuming that all “resolution dependent features” of the probability $P^{\text{eq}}(\mathbf{c})$ in Eq. (54) can be dealt with a single functional $\hat{\mathcal{F}}[c]$. Whether the actual probability $P^{\text{eq}}(\mathbf{c})$ is accurately given by such a model is a completely open question that we do not address in the present work (see^{38,39}). However, this is current practice in the literature starting from, for example, the seminal work by van Kampen’s on the calculation of $P^{\text{eq}}(\mathbf{c})$ for a van der Waals fluid^{40–42}. He used for $\delta_\mu(\mathbf{r})$ the Voronoi characteristic function and obtained an approximate expression for $P^{\text{eq}}(\mathbf{c})$ that is written without much explanation in a continuum form (see Eq. (13) of Ref.⁴⁰). Such a happy transition from discrete world to continuum notation is usual²⁰ but not exempt of potential problems. The natural question to ask is whether a sequence of equations like (55), with a given model for the bare free energy functional $\hat{\mathcal{F}}[c]$ has a “continuum limit” as we increase the resolution, in such a way that a proper meaning can be given to an equation like (2). Even if such a continuum limit is obtained, we should expect that, in general, the bare free energy functional $\hat{\mathcal{F}}[c]$ will not be the same as the usual free energy functional $\mathcal{F}[c]$ in Eq. (37). In particular, note from (57) that $\mathcal{F}[c]$ is always a convex functional even though $\hat{\mathcal{F}}[c]$ needs not to be convex.

IV. THERMAL FLUCTUATIONS

The bare and renormalized diffusion matrices $\hat{\mathbf{D}}_{\mu\nu}$, $\bar{\mathbf{D}}_{\mu\nu}$ are given in terms of Green-Kubo expressions and depend in general on the state \mathbf{c} . They are, in principle, different quantities. However, for the sake of simplicity, in the present paper we assume that the bare diffusion matrix $\hat{\mathbf{D}}_{\mu\nu}$ has the same structure as the renormalized diffusion matrix $\bar{\mathbf{D}}_{\mu\nu}$ in Eq. (31). Furthermore, in the simulation results to be presented below, a constant mobility will be assumed.

The actual form of the diffusion matrix determines the form of the noise terms through Eq. (56). The problem that we solve in the present section is how to compute explicitly the stochastic forces $d\tilde{c}_\mu$ satisfying (56). We need to find the particular linear combination of Wiener processes that lead to Eq. (56). A brute-force calculation of the square root matrix of the diffusion matrix \mathbf{D} is

very costly computationally, especially if it depends on the state \mathbf{c}^{31} . Instead, we propose an explicit formula inspired by the very structure of the random term (3) in the continuum equation. Alternatively, we may look at the explicit structure of the so called *projected currents* that enter the Green-Kubo expression²⁴. In both cases, we obtain the same result that we detail below.

Recall that in the Weighted Residual procedure we multiplied the PDE with $\delta_\mu(\mathbf{r})$ and integrated over space. If we do this for the stochastic term $\nabla \cdot \tilde{\mathbf{J}}$ in Eq. (3) we obtain

$$\frac{d\tilde{c}_\mu}{dt} = - \int d\mathbf{r} \zeta(\mathbf{r}, t) \cdot \nabla \delta_\mu(\mathbf{r}) \sqrt{2k_B T \Gamma(\bar{c}(\mathbf{r}, t))} \quad (61)$$

The correlations of the noises (61) are easily computed under the assumption that $\zeta(\mathbf{r}, t)$ is a white noise in space and time, satisfying

$$\langle \zeta(\mathbf{r}, t) \zeta(\mathbf{r}', t') \rangle = \delta(\mathbf{r} - \mathbf{r}') \delta(t - t') \quad (62)$$

The result is

$$\left\langle \frac{d\tilde{c}_\mu}{dt}(t) \frac{d\tilde{c}_\nu}{dt}(t') \right\rangle = 2k_B T \bar{\mathbf{D}}_{\mu\nu}(\mathbf{c}) \delta(t - t') \quad (63)$$

and, therefore, (61) has the desired covariances (56). However (61) involves the white noise $\zeta(\mathbf{r}, t)$ and an integral over the whole space while what we are looking for is a linear combination of a finite number of independent Wiener processes. By using the result (30) in (61), and taking the same approximation for the mobility that lead to (32) leads us to *postulate* the following linear combination of white noises

$$\frac{d\tilde{c}_\mu}{dt} = \sum_\nu \mathbf{M}_{\mu\nu}^\delta \sum_{e \in \nu} \sqrt{2k_B T \mathcal{V}_e \Gamma_e(\mathbf{c})} \mathbf{b}_{e \rightarrow \nu} \zeta_e(t) \quad (64)$$

Here $\zeta_e(t)$ is an independent white noise associated to the element e in the triangulation, satisfying

$$\langle \zeta_e(t) \zeta_{e'}(t') \rangle = \delta_{ee'} \delta(t - t') \quad (65)$$

It is a simple exercise to show that the covariance of the noises (64) satisfies Eq. (56). The random term (64) respects mass conservation in the sense that

$$\sum_\mu \mathcal{V}_\mu \frac{d\tilde{c}_\mu}{dt} = 0 \quad (66)$$

To prove this, one needs to use $\sum_\mu \mathcal{V}_\mu \mathbf{M}_{\mu\nu}^\delta = 1$, which is obtained from the definition (10) and the property (15), and $\sum_{\mu \in e} \mathbf{b}_{e \rightarrow \mu} = 0$.

V. FUNCTIONAL FORM FOR THE BARE FREE ENERGY FUNCTION $\hat{F}(\mathbf{c})$

Colloidal suspensions that may phase separate in liquid-vapor phases⁴³ may be described by a van der

Waals free energy functional. Near the critical point, the van der Waals free energy may be approximated by a Ginzburg-Landau model, as shown in Appendix A. The bare free energy functional that we will consider in the present paper is the Ginzburg-Landau (GL) free energy

$$\hat{\mathcal{F}}^{(\text{GL})}[c(\mathbf{r})] = k_B T \int d\mathbf{r} \left\{ \frac{r_0}{2} \phi(\mathbf{r})^2 + \frac{K}{2} (\nabla \phi(\mathbf{r}))^2 \right\} + k_B T \int d\mathbf{r} \frac{u_0}{4} \phi(\mathbf{r})^4 \quad (67)$$

where $\phi(\mathbf{r}) = (c(\mathbf{r}) - c_0)/c_0$ and c_0 is the equilibrium concentration. The reason to use the GL model instead of the original van der Waals model in the present work arises from our interest in the numerical aspects of the problem. The GL *polynomial* model allows one to compute the bare free energy function $F(\mathbf{c})$ exactly, without further approximations. In Appendix B we discuss possible approximations to non-polynomial free energy functionals. The parameters in the GL model in terms of the van der Waals model are (see Appendix A)

$$\begin{aligned} u_0 &= \frac{3}{16b} \\ r_0 &= \frac{3}{4b} \left(1 - \frac{T_c}{T} \right) \\ K &= \frac{3}{4b} \sigma^2 \frac{T_c}{T} \end{aligned} \quad (68)$$

These coefficients depend on temperature but are assumed to be independent of the concentration field. Here, b is the molecular volume of the van der Waals model, T_c the critical temperature, σ is a length scale related to the range of the attractive part of the microscopic potential.

The GL free energy functional is non-linear due to the ϕ^4 term and observables like correlation functions can only be computed explicitly in an approximate way, either by perturbation theory or other means. Two models that we will also consider in the present work are the solvable Gaussian model with surface tension (GA+ σ), which is obtained by setting $u_0 = 0$ in Eq. (67), and the Gaussian model without surface tension (GA) which is obtained after setting $u_0 = 0, K = 0$. They are

$$\begin{aligned} \hat{\mathcal{F}}^{(\text{GA}+\sigma)}[c(\mathbf{r})] &= k_B T \int d\mathbf{r} \left\{ \frac{r_0}{2} \phi(\mathbf{r})^2 + \frac{K}{2} (\nabla \phi(\mathbf{r}))^2 \right\} \\ \hat{\mathcal{F}}^{(\text{GA})}[c(\mathbf{r})] &= k_B T \int d\mathbf{r} \left\{ \frac{r_0}{2} \phi(\mathbf{r})^2 \right\} \end{aligned} \quad (69)$$

The quadratic models are analytically solvable and they serve as a benchmark comparison for the results on the Ginzburg-Landau model.

The bare free energy function $\hat{F}(\mathbf{c})$ is defined in (60). By substituting the interpolated field $\bar{c}(\mathbf{r}) = \psi_\mu(\mathbf{r}) c_\mu$ (repeated indices are summed over) one obtains

$$\begin{aligned} \hat{F}^{(\text{GL})}(\phi) &= k_B T \left\{ \frac{r_0}{2} \phi_\mu \mathbf{M}_{\mu\nu}^\psi \phi_\nu + \frac{K}{2} \phi_\mu \mathbf{L}_{\mu\nu}^\psi \phi_\nu \right\} \\ &+ k_B T \frac{u_0}{4} F^{(4)}(\phi) \end{aligned} \quad (70)$$

where the mass matrix $\mathbf{M}_{\mu\nu}^\psi$ is defined in (11) and the stiffness matrix $\mathbf{L}_{\mu\nu}^\psi$ is given by

$$\mathbf{L}_{\mu\nu}^\psi \equiv \int d\mathbf{r} \nabla \psi_\mu(\mathbf{r}) \cdot \nabla \psi_\nu(\mathbf{r}) \quad (71)$$

and the quartic contribution is defined as

$$F^{(4)}(\phi) = M_{\mu\mu'\nu\nu'}^\psi \phi_\mu \phi_{\mu'} \phi_\nu \phi_{\nu'} \quad (72)$$

with a four-node mass given by

$$M_{\mu\mu'\nu\nu'}^\psi = \int d\mathbf{r} \psi_\mu(\mathbf{r}) \psi_{\mu'}(\mathbf{r}) \psi_\nu(\mathbf{r}) \psi_{\nu'}(\mathbf{r}) \quad (73)$$

Note that due to the form of $\psi_\mu(\mathbf{r})$ (see Fig. (1)) the elements of the matrices $\mathbf{M}_{\mu\nu}^\psi, \mathbf{L}_{\mu\nu}^\psi$ will be non-zero only if the nodes μ, ν coincide or are nearest neighbors. In a similar way, the elements $M_{\mu\mu'\nu\nu'}^\psi$ of the four-node mass will be different from zero only if $\{\mu, \mu', \nu, \nu'\}$ coincide or are all of them nearest neighbors.

The GL model shows phase separation when $T < T_c$ giving concentration fields that have two distinct values in different regions of space. In the present paper, though, we will restrict ourselves to supercritical temperatures $T > T_c$ in such a way that there is no phase transition. Note that the statistics required in subcritical simulations needs to sample the diffusion of the phase separated droplets, which is usually very slow⁷. In addition, for supercritical temperatures translation invariance leads to simple forms for the structure factor, which is the basic observable that we will consider in the present paper.

VI. SIMULATION RESULTS

In this section, we consider a 1D periodic system governed by the free energy functionals (67)-(69). In 1D these models are well behaved, and the continuum equations have a precise interpretation. We are concerned with the convergence of the numerical method to the solution of the continuum equations as the grid is refined.

A. Time discretization

Up to now we have considered the space discretization of a PDE or SPDE, where time is still a continuum variable. Of course, the numerical resolution of these equations require a discretization in time. For the GL model, there is a part in the SDE that is linear in the concentration field and that we call the diffusive part of the SDE. The non-diffusive part arises from the quartic term in the GL free energy. In order to be able to use large time step sizes that do not suffer from instabilities, we will treat the diffusive part of the equation implicitly, while the non-diffusive part will be treated explicitly, following the implicit trapezoidal method proposed in Refs.^{44,45}. This

temporal integrator has the property that for linear equations, when all terms are discretized using the implicit trapezoidal rule, it is unconditionally stable and gives the same static covariances (structure factors) independent of the time step size. Therefore temporal integration errors in the static factors are eliminated by this scheme for the GA and GA+sigma models. When some terms are discretized explicitly, as for the GL model, some temporal discretization error will be observed⁴⁴. Also note that resolving the correct *dynamic* correlations for large wavenumbers requires choosing a sufficiently small time step size. Note that the smallest relaxation time is the one corresponding to the wavenumber $k = \pi/a$ where a is the lattice spacing. We use a time step smaller than this relaxation time, but one can use much larger time steps and still recover the correct structure factor for low wavenumbers since the algorithm is implicit.

B. Parameters

The set of parameters in the van der Waals model and in its approximate form, the Ginzburg-Landau model, is the following. The parameters corresponding to the particular fluid being studied are the excluded volume b of a van der Waals molecule, the length scale σ of the potential, and the critical temperature T_c of the van der Waals fluid. The parameters corresponding to the thermodynamic state are the temperature T and the global concentration $c_0 = N/L$ where N is the total number of particles and L is the size of the box. Because the dynamics conserves the total number of particles $N = \int d\mathbf{r} c_0(\mathbf{r})$, the total number of particles is a parameter of the simulation that enters through the initial conditions specified through the initial profile $c_0(\mathbf{r})$. The parameter corresponding to the dynamic equation is the mobility Γ assumed to be constant and given in terms of the diffusion coefficient D as $\Gamma = Dc_0/k_B T$. Finally, we have a set of numerical parameters, like the time step size Δt and the total number M of nodes of the mesh. Each node has a volume \mathcal{V}_μ with $\sum_\mu^M \mathcal{V}_\mu = L$.

From this set of parameters, we choose $b, k_B T_c, D$ as our units, thus fixing the basic units of length, time, and mass. This results in the following dimensionless numbers as our free parameters $L/b, \sigma/b, T/T_c, N, M$. We will consider a fluid characterized by a fixed value of $b, \sigma, k_B T_c$. In this way, we will fix the ratio $b/\sigma = 10$. We also fix N in order to have the total concentration N/L equal to the critical concentration $1/3b$, this is, $N = L/3b$. In this way, the number of free parameters to explore is reduced to $L/b, M, T/T_c$. The limit $L/b \rightarrow \infty$ is the *thermodynamic limit* or infinite system size limit, whereas the limit $Mb/L \rightarrow \infty$ (so the volume of each cell approaches zero) is the *continuum limit*.

In the following sections, all the simulations are performed at a box of size $L = 10$ at a temperature $k_B T = 1.11$ in the selected units, with the corresponding parameters in Eq. (68) being $r_0 \simeq 0.07$ and $K \simeq 0.007$. They

all start from an initial state in which $c_\mu(t=0) = c_0$ for all μ , and employ a sufficiently small time step to ensure numerical stability and convergence of results. We ensure that we sample equilibrium configurations by compiling statistics only after a time of the order L^2/D . The number of particles $N = \sum_\mu c_\mu \mathcal{V}_\mu$ is exactly conserved by the algorithm.

C. Observables

The structure factor is an observable that is specially suited when there is translation invariance. The structure factor is the discrete Fourier transform of the matrix of covariances, this is, the matrix of second moments of the probability distribution $P^{\text{eq}}(\mathbf{c})$ in Eq. (53) (see Appendix D). The k -dependent structure factor allows to discuss correlations of the concentration at different length scales. The structure factor can be analytically computed in the continuum limit for a GA+ σ model as shown in Appendix D, with the result

$$S^c(k) = \langle \delta c(k, 0) \delta c(-k, 0) \rangle = \frac{c_0^2}{r_0} \frac{1}{1 + \frac{k^2}{k_0^2}} \quad (74)$$

where

$$k_0 = \left(\frac{r_0}{K} \right)^{1/2} = \frac{1}{\sigma} \left(\frac{T}{T_c} - 1 \right)^{1/2} \quad (75)$$

The typical length scale below which fluctuations start to decorrelate is given by $\lambda = 2\pi/k_0$.

The *dynamic* structure factor is the Fourier transform of the time dependent correlation function and can also be explicitly computed for the Gaussian model leading to

$$S^c(k, t) = \langle \delta \hat{c}(k, t) \delta \hat{c}(-k, 0) \rangle = S^c(k) \exp \left\{ -\frac{t}{\tau_k} \right\} \quad (76)$$

with a typical relaxation time given by

$$\tau_k = \left[\frac{D}{c_0} r_0 \left(1 + \frac{k^2}{k_0^2} \right) k^2 \right]^{-1} \quad (77)$$

The continuum results (74) and (77) serves also as the basis for computing the structure factors of the discrete variables, see Appendix D.

In addition to the structure factor, we will also consider as observable the probability that a region of finite size l has a given number of particles in its interior. In 1D, this observable should be independent of the resolution, given a sufficiently large resolution, and will allow us to detect whether the GL model behaves in a Gaussian or non-Gaussian way, depending on the temperature.

D. Regular lattice results

1. Static structure factor for Gaussian models

While the structure factor (74) has an explicit expression, what we compute in a simulation is the covariance $\langle \delta c_\mu \delta c_\nu \rangle$ of the discrete variables c_μ or, for regular lattices, its Fourier transform. We introduce the discrete Fourier transform \hat{c}_m with $m = 0, M-1$ of the discrete concentration field c_μ according to

$$\hat{c}_m = \frac{1}{M} \sum_{\mu=0}^{M-1} e^{-i\frac{2\pi}{L} m r_\mu} c_\mu \quad (78)$$

and define the discrete structure factor as²⁷

$$\hat{S}^c(k) \equiv L \langle \delta \hat{c}_m \delta \hat{c}_m^* \rangle \quad (79)$$

where $k = \frac{2\pi}{L} m$ for integer m . The modes \hat{c}_m are related to c_μ which, in turn, are related to the continuum field through Eq. (7). For the GA+ σ model we know the correlations of the fluctuations of the continuum field and, therefore, we have an explicit expression for the discrete structure factor (see Appendix D)

$$\hat{S}^c(k) = \frac{c_0^2}{r_0} \frac{9}{[2 + \cos(ka)]^2} \sum_{\alpha \in \mathbb{Z}} \frac{\text{sinc}^4\left(\frac{k\alpha}{2} - \pi\alpha\right)}{1 + \left(\frac{k}{k_0} - \frac{2\pi\alpha}{k_0 a}\right)^2} \quad (80)$$

Note that in the limit of high resolution $a = L/M \rightarrow 0$, the only term that contributes in the sum over α is $\alpha = 0$. In this limit, then, the discrete structure factor (80) converges towards the continuum limit (74). Eq. (80) gives the prediction of the continuum theory for the covariance of fluctuations of the discrete concentration variables.

The numerical integrator proposed in^{37,44} produces the same static structure factor regardless of the time step. As we show in Appendix F, the actual discrete structure factor $\hat{S}^d(k)$ produced by our integrator for the GA+ σ model is given by

$$\hat{S}^d(k) = \frac{c_0^2}{r_0} \frac{3}{[2 + \cos(ka)]} \frac{1}{1 + \frac{k^2}{k_0^2} \left(\frac{3\text{sinc}^2(ka/2)}{(2 + \cos ka)} \right)} \quad (81)$$

which is independent of the time step Δt ³⁷. This result (81) is useful as it allows to check for correct coding of the algorithm. We have indeed verified that the numerical results lead exactly to (81). Note that $\hat{S}^d(k)$ in (81) tends to the continuum limit $\hat{S}^c(k)$ in (74) for $k \ll \frac{\pi}{a}$. In the limit $k_0 \rightarrow \infty$, $\hat{S}^d(k) = \hat{S}^c(k)$ (see Eq. (E21)). For finite k_0 , $\hat{S}^d(k)$ is different from $\hat{S}^c(k)$, although both structure factors tend to the continuum value $\hat{S}^c(k)$ for sufficiently high resolutions. We compare in Fig. 5 $\hat{S}^c(k)$ in Eq. (74), $\hat{S}^c(k)$ in Eq. (80) and $\hat{S}^d(k)$ in Eq. (81) for increasing levels of resolution. The main observation is that $\hat{S}^d(k)$ and $\hat{S}^c(k)$ are very similar. In other words,

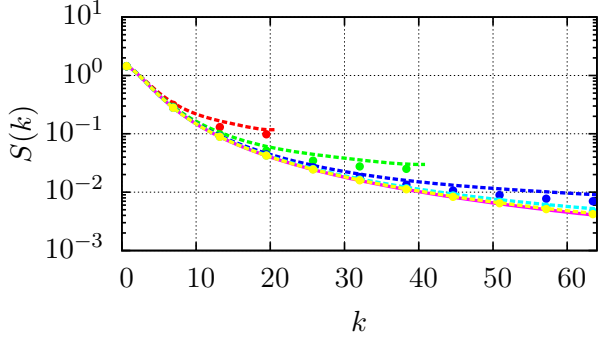


FIG. 5. Comparison for the GA+ σ model of the static structure factors $S^c(k)$ (dashed lines) in Eq. (80), $S^d(k)$ (points) in Eq. (81), and $S(k)$ (solid pink line) in Eq. (74). From top to bottom: red, $M = 64$; green, $M = 128$; blue, $M = 256$; cyan, $M = 512$; yellow, $M = 1024$; pink, continuum structure factor. As the resolution increases, the range of k for which there is no significant discrepancy between the discrete results and the continuum prediction $S(k)$ in Eq. (74) increases.

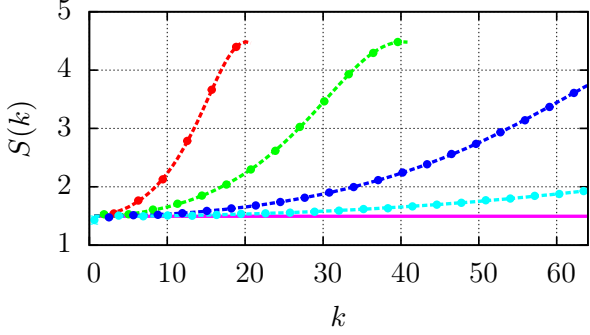


FIG. 6. Static structure factor as a function of k for the model GA. From left to right: red, $M = 64$ nodes ($\Delta t = 10^{-3}$); green, $M = 128$ ($\Delta t = \frac{1}{4}10^{-3}$); blue, $M = 256$ ($\Delta t = \frac{1}{16}10^{-3}$); cyan, $M = 512$ ($\Delta t = \frac{1}{32}10^{-3}$); pink solid line, continuum result c_0^2/r_0 given by Eq. (74) in the limit $k_0 \rightarrow \infty$. Dots correspond to the numerical structure factor obtained from simulations; dashed lines correspond to the theoretical prediction given by Eq. (80).

not only the infinite limit resolution $\hat{S}(k)$ is well captured by the numerical method, but also the predictions of the continuum theory for a finite mesh are equally well reproduced.

The Gaussian model GA is obtained by setting $K = 0$ and suppressing the square gradient term. This implies $k_0 = \infty$ in Eq. (69) and results in that different points in space are completely uncorrelated. Figure (6) shows the *static* structure factor for different resolutions, from $M = 64$ to $M = 256$ as well as the continuum solution²⁷. We also plot in Fig. (6) the theoretical discrete structure factor, given by Eq. (80), which takes into account the finite size of the cell. The simulation results are indistinguishable from the theoretical prediction at each

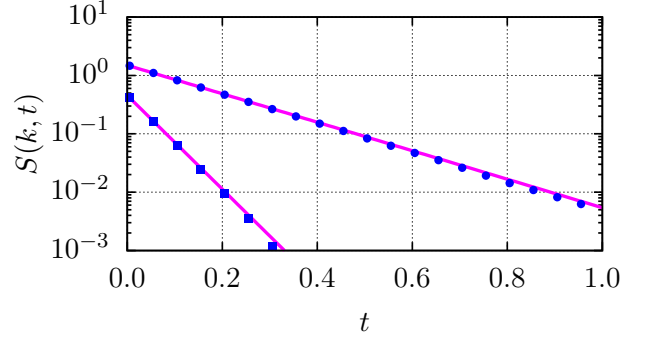


FIG. 7. Dynamic structure factor for $k = 5.02$ as a function of time for the model GA (blue circles, top) and GA+ σ (blue squares, bottom). Averaged over 10 simulations at $M = 256$. Circles and squares correspond to the numerical result, solid pink line corresponds to the theoretical prediction (76). In the GA model, $\sigma^2 = 0$ gives a relaxation time $\tau_k = 0.2$. In the GA+ σ model, $\sigma^2 = 0.01$ ($K \simeq 0.007$) gives a relaxation time $\tau_k = 0.05$.

resolution as they must since in this case Eq. (80) is equal to (81). As we keep increasing the resolution, the range of wavenumber for which the structure factor coincides with the prediction c_0^2/r_0 of the continuum theory increases. However, there is always a discrepancy at large wavenumbers corresponding to the inverse of the lattice spacing.

It should be mentioned that the analytic results obtained for the correlation of the discrete concentration of nodes $\langle \delta c_\mu \delta c_\nu \rangle$ in the Appendix D are based on the canonical ensemble. Therefore, they do not satisfy the sum rule $\sum_\mu \mathcal{V}_\mu \langle \delta c_\mu \delta c_\nu \rangle = 0$ that results from the conservation of the total number of particles. The latter property is actually satisfied by the simulation results. The differences, however, are vanishingly small in the thermodynamic limit.

2. Dynamic structure factor for Gaussian models

The *dynamic* structure factor can also be obtained from Eq. (76) for a given k value. Figure (7) shows the dynamic structure factor for $k = 5.02$ with $M = 256$ (a sufficiently fine grid) for both the GA (circles) and the GA+ σ (squares) models, and compares numerical results with the theoretical prediction (pink solid line). In the GA case, the value $r_0 \simeq 0.07$ gives a relaxation time of $\tau_k = 0.2$. In the GA+ σ case, the parameter r_0 remains unchanged and $K \simeq 0.007$, with a time scale $\tau_k \simeq 0.05$. As can be seen, numerical simulations overlap with theoretical predictions. We also plot in Fig. 8 the relaxation time τ_k obtained through simulations for both the GA (circles) and GA+ σ (squares) models, and compares them with the theoretical result (77). Both results overlap the theoretical ones for time scales smaller than 10^{-4} in reduced units, which is comparable to the

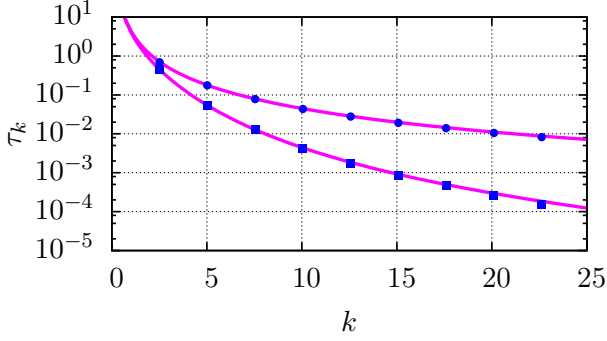


FIG. 8. Relaxation time τ_k as a function of k for $M = 256$ in both the GA model (blue circles, top) and the GA+ σ model (blue squares, bottom) averaging over 10 simulations with time step $\Delta t = \frac{1}{16}10^{-3}$. Dots correspond to the relaxation time obtained from a numerical fitting of the dynamic structure factor to an exponential function. Lines correspond to the theoretical prediction in Eq. (77).

time step size $\Delta t = \frac{1}{16}10^{-3} = 6.25 \times 10^{-5}$. Note that this time step is much smaller than the relaxation time for the wavenumber plotted. We may still have good results for small wavenumbers with much larger time steps, but we have decided to use a time step that would resolve also the smallest relaxation times, which is roughly $\tau_{\min} = \Delta x^2/D = L^2/(M^2 D) = 1.5 \times 10^{-3}$.

3. Static structure factor for Ginzburg Landau model

Once the code has been checked for the Gaussian models, we may move to the more interesting case of the Ginzburg-Landau model Eq. (67) with its discrete free energy function given in Eq. (C5). This model shows phase separation at subcritical temperatures. For sufficiently high supercritical temperatures Gaussian behavior is recovered. In order to detect interesting non-linear effects, albeit in the single phase region, we will explore temperatures near (above) the critical temperature characterized by a single non Gaussian phase.

Fig. (9) shows the probability distribution of finding a deviation from the mean of the number of particles, δN , inside a region of size $l = \frac{1}{16}L$. The simulation were done at $k_B T = 1.11$ ($r_0 \simeq 0.07$) and $\sigma^2 = 0.01$ ($K \simeq 0.007$) in the selected units. As we increase the resolution the probability distribution converges towards a unique limit. In a Gaussian model, one should expect a linear dependence between $(\delta N)^2$ and $P(\delta N)$. This is not observed in the limit curve of Fig. (9), signaling non-Gaussian behavior for this thermodynamic point state.

Figure (10) shows the static structure factor for the Ginzburg-Landau model at different resolutions, $M = 64$ (red), $M = 128$ (green) and $M = 256$ (blue) and $M = 512$ (cyan). We observe that as we increase the resolution we converge towards a unique answer. The L_2 -norm $L_2(M_1, M_2) = \sqrt{\sum_i (S^{M_1}(k_i) - S^{M_2}(k_i))^2}$ is also

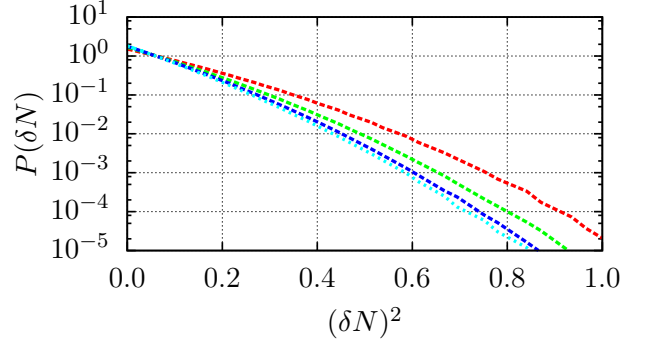


FIG. 9. Probability distribution of finding a deviation from the mean of the number of particles inside a region of size $l = \frac{1}{16}L$ for the GL model. This is, $\delta N = c_0 l - \sum_{\mu \in l} c_\mu \mathcal{V}_\mu$. From top to bottom, $M = 64$ nodes, $M = 128$, $M = 256$ and $M = 512$. We observe convergence of the probability distribution towards a non Gaussian distribution as the resolution is increased.

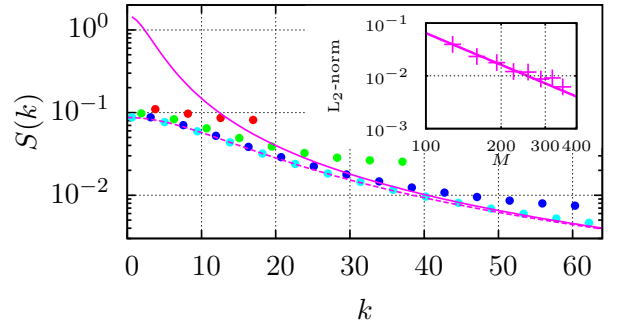


FIG. 10. Static structure factor as a function of k for the GL model. Red, $M = 64$ nodes ($\Delta t = 10^{-3}$); green, $M = 128$ ($\Delta t = \frac{1}{4}10^{-3}$); blue, $M = 256$ ($\Delta t = \frac{1}{16}10^{-3}$); cyan, $M = 512$ ($\Delta t = \frac{1}{32}10^{-3}$). Convergence of the numerical results is observed as the resolution increases. With solid pink line, the continuum structure factor of the GA+ σ model with the same parameters $r_0 \simeq 0.07$ $K \simeq 0.007$ as the GL model. Dashed pink line shows the continuum structure factor of a renormalized GA+ σ model which has the same variance as the GL model. The empirical fitting of the numerical data to the renormalized GA+ σ static structure factor gives $r_0 = 1.27$ and $K = 0.007$. Inset, L_2 -norm indicating convergence.

shown in the inset of Fig.(10), where we compare the structure factor obtained at resolution M_1 with the one obtained at a higher resolution $M_2 = M_1 + 32$. A pink line of slope -2 agrees well with the numerical results reflecting second order spatial convergence of the algorithm.

We also compare in Fig. (10) the static structure factor of the GL model with the continuum limit of the corresponding one in the GA+ σ model. Two regions are clearly observed, separated by a value at around $k_c = 30$. On one hand, for $k < k_c$ (large length scales) there is a clear difference between the Gaussian and the GL model.

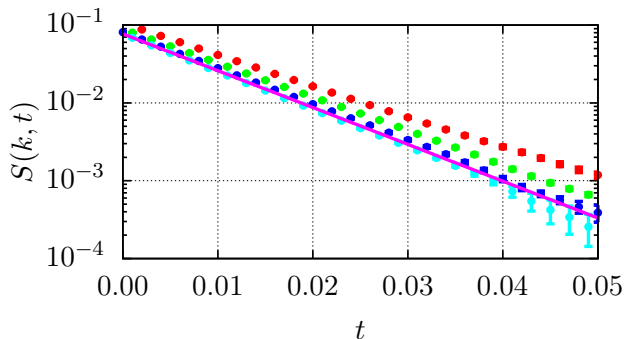


FIG. 11. Dynamic structure factor as a function of t for $k = 5.02$ for the GL model. With dots: red, $M = 64$ nodes ($\Delta t = 10^{-3}$); green, $M = 128$ ($\Delta t = \frac{1}{4}10^{-3}$); blue, $M = 256$ ($\Delta t = \frac{1}{16}10^{-3}$). With solid pink line, the dynamic structure factor of a renormalized GA+ σ model with parameters $r_0 = 1.27$ and $K = 0.007$.

For small wavenumbers, the contribution of the quartic term is important and suppresses the amplitude of the fluctuations relative to the GA+ σ model. On the other hand, for $k > k_c$ there is no difference between both models in the limit of infinite resolution, and the quartic term has a minimal effect. The existence of two regions may be understood from the probability of finding a particular Fourier mode ϕ_k of the field, which will be given by the exponential of the free energy (67), expressed in Fourier space. The quadratic term in this free energy has a k -dependent prefactor $(r_0 + Kk^2)/2$. Near the critical point, we have $r_0 \sim 0$. Therefore, for $k \sim 0$, the free energy is entirely dominated by the quartic interaction (which in Fourier space is in the form of a convolution). At sufficiently large k , however, the quadratic term dominates over the quartic. The effect of the quartic term is to strongly suppress the amplitude of the long-wave fluctuations with respect to the Gaussian model with the same r_0, K parameters.

4. Dynamic structure factor for Ginzburg Landau model

Figure (11) shows the dynamic structure factor of the GL model for $k = 5.02$ at different resolutions. We observe convergence as the resolution is increased in the region where the statistical errors are small ($S(k, t) \sim 10^{-3}$). The fact that the decay of the dynamic structure factor of the GL model is exponential suggests that its dynamics is very similar to that of a *renormalized* Gaussian model. In order to test this conjecture, we have considered the best GA+ σ model that would reproduce the *static* structure factor of the GL model. The best Gaussian model is the one that has the same structure factor as that of the GL model. The result of the fit is presented in Fig. 10 and gives the parameters $r_0 = 1.27$ and $K = 0.007$. Observe that in the renormalized GA+ σ model the surface tension coefficient K is the same and

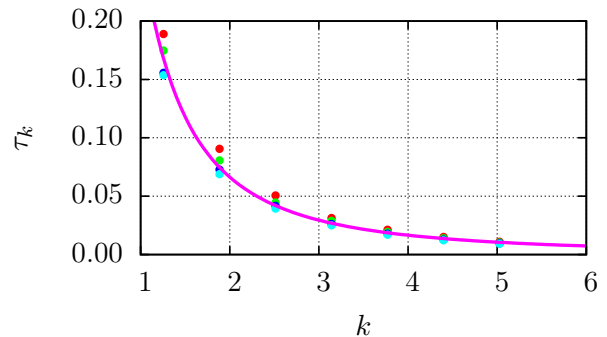


FIG. 12. Relaxation time τ_k as a function of k in the GL model at different resolutions $M = 64$ (red), $M = 128$ (green), $M = 256$ (blue) and $M = 512$ (pink). All of them obtained averaging over 10 simulations. Dots correspond to the numerical relaxation time (obtained from a numerical fitting of the dynamic structure factor to an exponential function). Line corresponds to the theoretical prediction (77) of the renormalized GA+ σ model with $T = -1.4$ ($r_0 \simeq 1.27$) and $\sigma^2 = 0.01$ ($K \simeq 0.007$).

only the value of the quadratic coefficient r_0 is renormalized, consistent with predictions of renormalization (perturbative) theories¹⁷. With these values of r_0, K we compute independently the prediction for the relaxation time given by Eq. (77) for a GA+ σ model. The result is the solid line in 12. A very good agreement between the measured relaxation times of the GL model and the prediction of this renormalized Gaussian model is obtained. This suggests that indeed, the GL model behaves as a GA+ σ model with renormalized parameters.

E. Irregular lattices

In this section, we present similar results as in the previous section but in this case for irregular lattices. Adaptive mesh resolution allow one to resolve interfaces appearing below critical conditions, and deal with complicated boundary conditions. In the present paper, while we still remain in the supercritical region of the GL model, where no interfaces are formed, we test the performance of the algorithm presented for irregular lattices. We consider irregular lattices constructed by displacing randomly the nodes of a regular lattice, allowing for a maximum fluctuation of $\pm 40\%$ with respect to the regular lattice configuration. These random lattices are a worst case scenario and other lattices with slowly varying density of nodes behave much better in terms of numerical convergence. We compare regular and irregular lattice simulation results by using the same set of parameters in both cases. Typically, what we observe is that higher resolutions are required in irregular lattices in order to achieve comparable accuracy as those in regular lattices. The time step in an irregular lattice is dictated by the shortest lattice distance Δx_{\min} encountered ac-

ording to $\Delta t \sim \Delta x_{\min}^2/D$.

From a numerical point of view, obtaining the static structure factor for regular grids can be efficiently done with Fast Fourier Transforms (FFT): we just need to perform a FFT of the concentration field and multiply it by its complex conjugate. However, irregular grids complicate the use of the FFT and we need to follow a different route to obtain the static structure factor. The idea is to interpolate the discrete field on the irregular coarse grid onto a very fine regular grid on which the FFT can be used. Of course, the interpolation procedure modifies the structure factor because we are creating information at the interpolated points.

At the same time, when we consider irregular grids, we do not have simple analytical results to compare, even for the Gaussian models. In this case, our strategy is to produce synthetic Gaussian fields generated in a very fine grid ensuring that they are distributed in such a way that have a structure factor given by (74). This is achieved by generating random Gaussian numbers in Fourier space with the correct mean and covariance for each wavenumber k so that the theoretical $S(k)$ is recovered. These synthetic Gaussian fields are taken as the “truth” to compare with. From the synthetic Gaussian field, we compute a coarse-grained field on an irregular coarse grid by applying the coarsening operator $\delta_\mu(\mathbf{r})$ as in the first equation (7), where the integral is approximated as a sum over the very fine grid. This gives us realizations of a Gaussian field in a coarse irregular grid. We may now apply the methodology used for computing the structure factor in regular grids, by interpolating on a very fine regular grid and using the FFT.

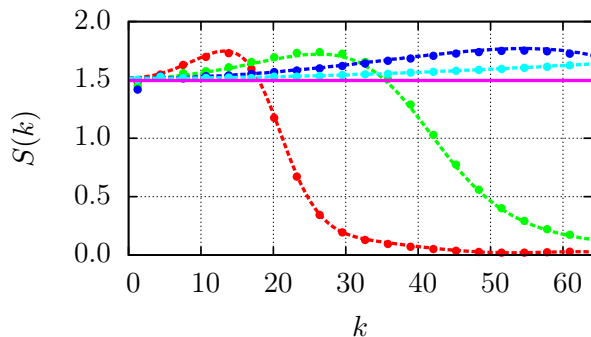


FIG. 13. Static structure factor as a function of k for the model GA in irregular lattices. From left to right, $M = 64$ nodes ($\Delta t = 10^{-3}$), $M = 128$ ($\Delta t = \frac{1}{4}10^{-3}$), $M = 256$ ($\Delta t = \frac{1}{16}10^{-3}$), $M = 512$ ($\Delta t = \frac{1}{32}10^{-3}$) and continuum limit of the GA model (solid pink line, Eq. 74). Dots correspond to the simulations of the diffusion equation, while dashed lines correspond to the synthetic Gaussian fields. The striking difference with Fig. 6 is due to the interpolation procedure used to compute the static structure factor in the irregular grid.

Figures (13) and (14) show, for both a GA and a GA+ σ model, the agreement between simulations (in dots) and the synthetic procedure (dashed lines). We also show

the predictions obtained from (74), demonstrating that we correctly discretized Eq. (1) on the irregular grid.

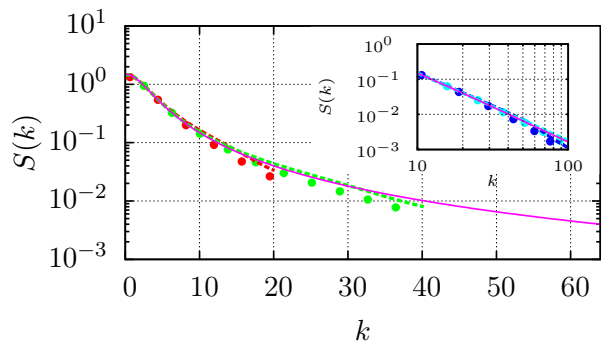


FIG. 14. Structure factor in the GA+ σ model for an irregular lattice. In the main panel, $M = 64$ nodes (red, $\Delta t = 10^{-3}$) and $M = 128$ (green, $\Delta t = \frac{1}{4}10^{-3}$). In the inset we plot in log-log scale results for $M = 256$ nodes (blue, $\Delta t = \frac{1}{16}10^{-3}$) and $M = 512$ nodes (cyan, $\Delta t = \frac{1}{32}10^{-3}$). Dots correspond to the simulations of the diffusion equation. Dashed lines correspond to the synthetic Gaussian (with surface tension term) field. The theoretical prediction in Eq. (74) is also plotted in solid pink line.

We move now to the GL model. We consider the probability distribution of a fluctuation of the number of particles in a fixed region of space for the GL model. The region of space is delimited by two nodes that are always at the same distance $l = L/16$. In a first simulation, we consider an arbitrary grid of nodes set at random in the whole domain, except for the two points delimiting the region of interest that are always fixed. In Fig. 15 we plot the result of increasing the number of nodes in the simulation.

In a second simulation, we divide the box in 16 equally spaced regions delimited by nodes of the grid. Then, in half of the boxes we have a coarse resolution and in the other half we have a finer resolution. The probability in any of the regions is essentially the same, as shown in Fig. 16, further validating the method for irregular grids.

Finally, we show in Fig. 17 the static structure factor for the GL model in an irregular random grid, where the simulations are performed with the same parameters as those in Figs. (13) and (14). We observe that by increasing the resolution the structure factor converges towards a continuum result, consistent with the results based on the regular grid. We conclude that the algorithm presented displays convergence of the GL model for both regular and irregular grids.

VII. CONCLUSION

We have proposed a Petrov-Galerkin Finite Element Method for discretizing non-linear diffusion SPDE on arbitrary grids in arbitrary dimensions. The method uses

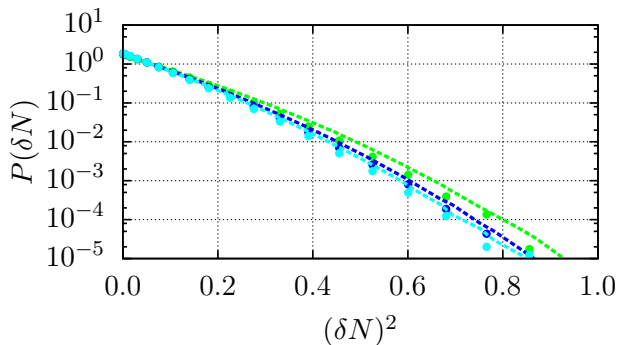


FIG. 15. Probability of δN in a given region of space $l = \frac{1}{16}L$ in a random grid. The points that limit the region are kept fixed as in the regular grid, inside the region the nodes are randomly distributed. Green, $M = 128$; blue, $M = 256$; cyan, $M = 512$. We compare the probability in a random grid (points) with the probability corresponding to a regular grid with the same resolution (dashed lines).

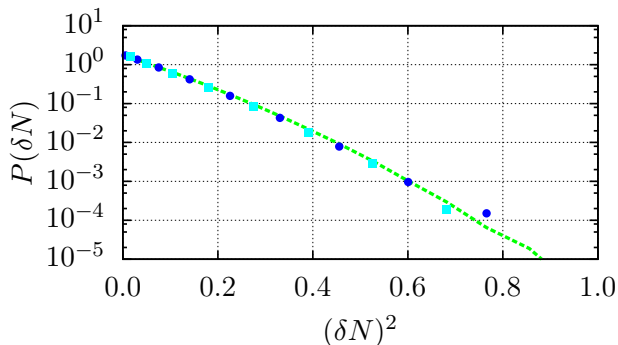


FIG. 16. Probability of δN in a given region of space $l = \frac{1}{16}L$. Green dashed line corresponds to a regular lattice with $M = 128$. Blue dots correspond to a grid with $M = 256$ and cyan dots correspond to a grid with $M = 512$. For the $M = 512$ grid, 64 nodes are uniformly distributed in half of the box while the remaining 448 nodes are distributed uniformly in the other half. In this way, we have a grid which is, in one region, seven times finer than the original one; in the other region, exactly the original one. The grid $M = 256$ is defined with 32 nodes in half of the box and 224 nodes in the other half.

the concept of mutually orthogonal sets of discretization basis functions $\delta(\mathbf{r})$ and continuation basis functions $\psi(\mathbf{r})$. We use two different basis functions for what is known in the finite element literature as trial (or test) functions and solution functions. As opposed to a Galerkin method in which the weak form of the differential equation is constructed with $\psi(\mathbf{r})$ itself, the Petrov-Galerkin method leads to a positive semi definite diffusion matrix. This property is crucial for representing at the discrete level the Second Law satisfied by the original PDE. More importantly, the diffusion matrix needs to be positive definite if thermal fluctuations are to be introduced in the equation, because the covariance ma-

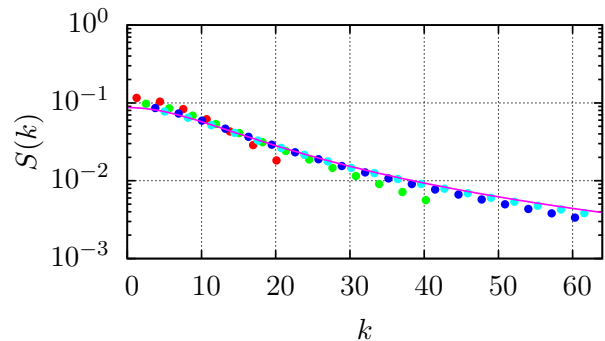


FIG. 17. Static structure factor as a function of k for the GL model in an irregular lattice. From bottom to top: red, $M = 64$ ($\Delta t = \frac{1}{16}10^{-3}$); green, $M = 128$ ($\Delta t = \frac{1}{32}10^{-3}$); blue, $M = 256$ ($\Delta t = \frac{1}{64}10^{-3}$) and cyan $M = 512$ ($\Delta t = \frac{1}{128}10^{-3}$). From $M = 64$ to $M = 256$, averaged over 10 simulations. Pink solid line shows the theoretical renormalized GA+ σ model (with $r_0 = 1.27$ and $K = 0.007$).

trix of the random terms is just the diffusion matrix. The method is general, valid for regular and irregular grids, and in any dimension.

Our approach combines mathematical aspects of the discretization of a PDE as well as attention to the physical origin and meaning of the PDE. In fact, a given PDE may be written in many different equivalent forms by just reshuffling derivatives and functions. For example, the GA+ σ model for constant mobility leads to a PDE that contains fourth order space derivatives that may be written in very different ways. We use in a rational way the physical information of the origin of the different terms in order to propose the discretization of the PDE.

We have discussed the microscopic foundation of the different dynamic equations considered in this paper in order to have a well defined physical interpretation for them. The selection of the relevant variables (39) used in the ToCG to derive the discrete SDE has been guided by the finite element methodology, with a view to have well defined continuum limits when possible.

We have shown that the free energy function entering the dynamic equation for *the ensemble average discrete concentration field* derived from the ToCG, and that entering the finite element discretization of Eq. (1), are actually the same function, in the limit of high resolution. While a continuum equation like (1) has a well-defined meaning, its stochastic counterpart (2) obtained from the underlying microscopic dynamics has physical meaning only in a discrete setting where, instead of an equation like (2) one needs to consider an equation for discrete variables of the form (55). At the same time, the formal continuum Eq. (2) is a useful device in order to obtain a closed form approximation of the objects appearing in (55) such as the mobility.

The microscopic view does not give information about the actual form of the diffusion matrix and free energy functions and we have to *model* these objects. In the

present work, we have modeled the bare free energy functional $\hat{\mathcal{F}}[c]$ with a Ginzburg-Landau form. We have shown that the continuum limit exists in 1D for a sequence of SDE of the form (55) with increasing number of node points by looking at the structure factor and probability distribution of particles in a region of fixed extension.

Although simulation results have been presented for 1D, the methodology is general and applicable, in principle, to higher dimensions. However, some caution is required in $D > 1$. From the results on the Gaussian model, for which the analytic correlation function $\langle \phi(\mathbf{r})\phi(\mathbf{r}') \rangle$ can be explicitly computed, we know that the point-wise variance $\langle \phi^2(\mathbf{r}) \rangle$ diverges in $D > 1$. This quantity gives the average amplitude of the field at a given point. This implies that the fields $\phi(\mathbf{r})$ are extremely irregular and should be rather understood as distributions in $D > 1$ ^{9,10,16,17}. However, distributions cannot be multiplied and a quartic term in the free energy is ill-defined. This means that the GL model is ill defined in $D > 1$. If one naively discretizes the corresponding ill-posed nonlinear SPDE, pathological behavior will be observed in $D > 1$. For example, the number of particles in a given *finite* region of space have fluctuations that depend on the lattice spacing, which is obviously nonphysical. There are two fundamentally different approaches to address this problem.

On one hand, in stochastic field theories as those appearing in Quantum Field Theory the governing SPDE is postulated from symmetry arguments without further connection to any other more microscopic description of the system. In this case, the SPDE is the fundamental equation and one needs to modify the action (free energy) with *counterterms* that depend on the lattice spacing in order for the final theory to have a proper continuum limit^{11–15}.

On the other hand, when a “more fundamental” theory exists, as is the case in colloidal suspension where the fundamental theory are Hamilton’s equations, the requirement of having a continuum limit is desirable but not essential. For example, the microscopic underpinning of the SPDE with a free energy functional of the van der Waals form shows that such a model makes sense only for a given cell size (large enough to contain many particles, small enough for the attractive part of the potential to be treated in mean field)⁴⁰. Indeed, if the cell size was to be taken too large, larger than droplet sizes, it would not be able to discriminate between liquid and vapor phases and the free energy functional to be used in that case would need to be different from the usual square gradient van der Waals free energy functional. It makes no sense to look at the mathematical continuum limit of the discrete SPDE, while the discrete SPDE still has a physically sounded foundation.

The finite element methodology presented may be extended to other SPDE like those appearing in the Landau-Lifshitz Navier-Stokes (LLNS) equations. For a compressible theory, the free energy function plays essen-

tially the same role as in the present theory. In LLNS one usually chooses a free energy which is Gaussian. We should expect similar ultraviolet catastrophic behavior as in the present simpler non-linear diffusion. However, the Gaussian theory should still give correct macroscopic observables like the amplitude of the fluctuations of the number of particles in a *finite* region of space. While the equilibrium properties in the Gaussian model do not have pathological behavior, the convective terms in the equations, involving non-linear terms, require a careful regularization¹⁸.

ACKNOWLEDGMENTS

We appreciate useful discussion with Eric Vandeneijnden, Pedro Tarazona, Mike Cates, and Marc Meléndez. Discussion at an early stage of this work with Daniel Duque are greatly appreciated. A. Donev was supported in part by the Office of Science of the U.S. Department of Energy through Early Career award DE-SC0008271. Support from MINECO under grants FIS2010-22047-C05-03 and FIS2013-47350-C5-3-R is acknowledged.

Appendix A: van der Waals and GL free energy functionals

The van der Waals free energy functional is usually derived for a fluid system interacting with a pair-wise potential that can be separated into a short range repulsive hard core and a long range attractive part $\phi(r) < 0$ ^{40–42}. This functional was proposed to describe the phase transition between liquid and vapor, a transition that can also be observed in colloidal suspensions⁴³. By using a cell method, with cells large enough to contain many particles (i.e. size of the cell much larger than the molecular volume b but small enough to treat the long ranged attractive interaction in mean field), van Kampen derived the following free energy functional, written by him in a continuum notation

$$\mathcal{F}[c] = \int d\mathbf{r} \left[f_0(c(\mathbf{r}), T) + \frac{1}{2} \int c(\mathbf{r})c(\mathbf{r}')\phi(\mathbf{r} - \mathbf{r}')d\mathbf{r}d\mathbf{r}' \right] \quad (\text{A1})$$

where the attractive part is treated in mean field and the short range part of the potential produces the local contribution $f_0(c(\mathbf{r}), T)$. Under the assumption that the density field hardly varies in the range of the attractive potential, we may Taylor expand $c(\mathbf{r}') = c(\mathbf{r}) + (\mathbf{r}' - \mathbf{r})\nabla c(\mathbf{r}) + \dots$ with the result

$$\begin{aligned} \frac{1}{2} \int c(\mathbf{r})\phi(\mathbf{r} - \mathbf{r}')c(\mathbf{r}')d\mathbf{r}d\mathbf{r}' &= -a \int c(\mathbf{r})^2 d\mathbf{r} \\ &+ \omega_2 \int (\nabla c(\mathbf{r}))^2 d\mathbf{r} \quad (\text{A2}) \end{aligned}$$

where we have defined

$$\begin{aligned} a &\equiv -\frac{1}{2} \int \phi(r) d\mathbf{r} \\ \omega_2 &\equiv -\frac{1}{2} \int d\mathbf{r} r^2 \phi(r) \end{aligned} \quad (\text{A3})$$

Note that $a > 0, \omega_2 > 0$ for purely attractive potentials $\phi(\mathbf{r})$. The free energy functional (A1) becomes

$$\mathcal{F}^{\text{vdW}}[c(\mathbf{r})] = \int d\mathbf{r} [f(c(\mathbf{r}), T) + \omega_2 (\nabla c(\mathbf{r}))^2] \quad (\text{A4})$$

where $f(c(\mathbf{r}), T) = f_0(c(\mathbf{r}), T) - ac(\mathbf{r})^2$. For a van der Waals gas, the free energy density is given by

$$f(c, T) = k_B T c \left[\ln \left(\frac{c \Lambda^D(T)}{1 - cb} \right) - 1 \right] - ac^2 \quad (\text{A5})$$

The constants a, b are the attraction parameter and the excluded volume, respectively. The thermal wavelength is given by $\Lambda(T) = h(2\pi m_0 k_B T)^{-1/2}$.

The Van der Waals gas is characterized by two critical parameters, T_c and c_c , obtained through the first and second derivatives of the pressure, which leads to

$$\begin{aligned} k_B T_c &= \frac{8a}{27b} \\ c_c &= \frac{1}{3b} \end{aligned} \quad (\text{A6})$$

The free energy functional is an example of a general class of free energy functionals known as the Square Gradient Approximation. In general, the coefficient of the

square gradient term in the free energy depends also on the concentration⁴⁶.

The van der Waals free energy can be approximated by neglecting high order terms in an expansion around a constant concentration field, leading to the Ginzburg-Landau functional for the free energy. If we put $c(\mathbf{r}) = c_0 + \delta c(\mathbf{r})$ we may expand to fourth order in $\delta c(\mathbf{r})$

$$\begin{aligned} \mathcal{F}[c(\mathbf{r})] &= \int d\mathbf{r} \{ a_0 + b \delta c(\mathbf{r}) \\ &+ \frac{1}{2} [f_0''(c, T)|_{c_0} - 2a] \delta c(\mathbf{r})^2 + \frac{1}{3!} f_0'''(c, T)|_{c_0} \delta c(\mathbf{r})^3 \\ &+ \frac{1}{4!} f_0''''(c, T)|_{c_0} \delta c(\mathbf{r})^4 + \omega_2 (\nabla \delta c(\mathbf{r}))^2 \} \end{aligned} \quad (\text{A7})$$

Any constant term is irrelevant in the free energy and we can omit the constant term a_0 . The linear term in $\delta c(\mathbf{r})$ disappears because of the normalization of the density field that ensures $\int \delta c(\mathbf{r}) d\mathbf{r} = 0$. For simplicity, in this paper we will restrict ourselves to be near the critical density, $c_0 = c_c$.

The derivatives of f_0 are, at the critical density c_c ,

$$\begin{aligned} f_0' &= k_B T \left(\ln \left(\frac{b \Lambda^D(T)}{2} \right) + \frac{1}{2} \right) \\ f_0'' &= k_B T \frac{27}{4} b \\ f_0''' &= 0 \\ f_0'''' &= k_B T \frac{729}{8} b^3 \end{aligned} \quad (\text{A8})$$

so the free energy functional is obtained as

$$\mathcal{F}^{(\text{GL})}[c(\mathbf{r})] = \frac{3}{8} \frac{k_B T}{b} \int d\mathbf{r} \left\{ \frac{1}{8} \phi(\mathbf{r})^4 + \left(1 - \frac{k_B T_c}{k_B T} \right) \phi(\mathbf{r})^2 + \sigma^2 \frac{k_B T_c}{k_B T} (\nabla \phi(\mathbf{r}))^2 \right\} \quad (\text{A9})$$

where we have defined $\phi(\mathbf{r}) = (c(\mathbf{r}) - c_0)/c_0$ and $\sigma^2 = \omega_2/a$.

It is obvious that the Ginzburg-Landau free energy functional is only a good approximation to the van der Waals free energy functional around the critical point for which the concentration profiles are close to the homogeneous profile. Nevertheless, the GL free energy already captures the essential of a phase transition and we will restrict ourselves to this simpler model. Note that the van der Waals model does not allow to have values of the concentration larger than $1/b$ (one molecule per molecular volume) nor smaller than zero. On the other hand, the GL model allows for unbounded values of $\phi(\mathbf{r})$. If the temperature is much larger than the critical one, the GL model reduces the Gaussian model.

Appendix B: Other approximations for non-linear terms in the free energy

While the mass and stiffness matrices introduced in Eqs. (71) are routinely computed in finite element algorithms, the four-node mass in Eq. (73) may be a rather cumbersome object to compute, particularly in dimensions higher than one. For this reason, we will also explore models in which the non-quadratic local contribution of the free energy is approximated in the same way as we did in Eq. (28). It is instructive first to look at the simpler case of the GA model. In this model the static

correlation is given by

$$C(\mathbf{r}, \mathbf{r}') = \frac{c_0^2}{r_0} \delta(\mathbf{r} - \mathbf{r}') \quad (\text{B1})$$

This result can be obtained from the limit $k_0 \rightarrow 0$ of Eq. (D13). Note that this is also the equilibrium correlation function of the concentration field of independent Brownian particles and is, so to speak, a “physical” result. From the correlation of the fields (B1) we can now compute the correlation matrix of the discrete variables

$$c_\mu = \int d\mathbf{r} \delta_\mu(\mathbf{r}) c(\mathbf{r}) \quad (\text{B2})$$

with the result

$$\langle \delta c_\mu \delta c_\nu \rangle^{\text{eq}} = \frac{c_0^2}{r_0} \int d\mathbf{r} \delta_\mu(\mathbf{r}) \delta_\nu(\mathbf{r}) = \frac{c_0^2}{r_0} M_{\mu\nu}^\delta \quad (\text{B3})$$

Observe that the correlations of the discrete concentration field are due to the overlapping of the weight functions $\delta_\mu(\mathbf{r})$. Eq. (B3) comes directly from the physics inherent to (B1) and the definition of the coarse grained variables (B2). This is also the result obtained for the Gaussian model when we use the definition of the free energy function in Eq. (20). Therefore, (20) is a sensible definition.

The Gaussian free energy *function* can be obtained exactly from the free energy *functional* (69) because it is just a quadratic functional (and similarly for the GL leading to the explicit four-node mass). For arbitrary functional forms of $f(c)$ we cannot proceed by computing explicitly the space integrals in (20) and we need an approximation scheme. A naive scheme would be to approximate the free energy density evaluated at the interpolated field by the interpolated values of the free energy density at the nodes, this is

$$f(\mathbf{c} \cdot \boldsymbol{\psi}(\mathbf{r})) \approx \sum_\mu \psi_\mu(\mathbf{r}) f(c_\mu) \quad (\text{B4})$$

Indeed, at the nodes $\mathbf{r} = \mathbf{r}_\mu$ this is an exact identity, whereas at other points, the function is approximated. If we insert (B4) into (20) we arrive at

$$F(\mathbf{c}) = \sum_\mu \mathcal{V}_\mu f(c_\mu) \quad (\text{B5})$$

which is certainly a natural and intuitive discretization of the space integral. Unfortunately, this approximation leads to purely local correlations of the discrete variables, this is

$$\langle \delta c_\mu \delta c_\nu \rangle \propto \delta_{\mu\nu} \quad (\text{B6})$$

which does not conform to the physical result (B3). The above discrepancy is expected to produce errors at length scales comparable to cell size, while for larger length scales the approximation (B5) may be sufficient. It may be convenient, though, to improve the approximation

(B5) in order to not miss even small scales features, that may be important in hybrid methods coupling finite elements with particles. In many cases of practical interest, the local part of the free energy functional is of the form

$$\mathcal{F}[c] = \int d\mathbf{r} c(\mathbf{r}) g(c(\mathbf{r})) \quad (\text{B7})$$

where $g(c)$ is a free energy per particle. The discrete free energy function now becomes

$$F(\mathbf{c}) = \int d\mathbf{r} \mathbf{c} \cdot \boldsymbol{\psi}(\mathbf{r}) g(\mathbf{c} \cdot \boldsymbol{\psi}(\mathbf{r})) \quad (\text{B8})$$

We may now approximate the free energy density according to

$$g(\mathbf{c} \cdot \boldsymbol{\psi}(\mathbf{r})) \approx \sum_\mu \psi_\mu(\mathbf{r}) g(c_\mu) \quad (\text{B9})$$

The result of this approximation is the explicit discrete free energy

$$F(\mathbf{c}) = \mathbf{c}^T \mathbf{M}^\psi \mathbf{g}(\mathbf{c}) \quad (\text{B10})$$

where $\mathbf{g}(\mathbf{c}) = (g(c_1), \dots, g(c_M))$. When $g(c)$ is linear in the concentration, this approximation recovers the correct form of the correlations of the discrete concentration field, as opposed to the approximation (B4). In the future we will explore (B10) in the context of nonlinear free-energy functionals such as those appearing in the ideal gas or van der Waals models.

The methodology presented allows one to treat also non-local free energy functionals. These functionals usually involve a smoothed density profile that renders the functional non-local³⁴. For the sake of the illustration, we consider here the exact 1D free energy *functional* for hard rods proposed by Percus⁴⁷ which has the form

$$\mathcal{F}[c] = k_B T \int dz c(x) \ln(1 - \sigma \bar{c}(x)) \quad (\text{B11})$$

where σ is the length of the hard rod and the smoothed concentration profile is

$$\bar{c}(x) = \frac{1}{\sigma} \int_{x-\sigma}^x dy c(y) \quad (\text{B12})$$

which is the space average of the concentration field over the length of the rod. The recipe (20) now leads to a discrete free energy *function* of the form

$$F(\mathbf{c}) = k_B T \sum_\mu c_\mu \int dz \psi_\mu(x) \ln(1 - \sigma \bar{c}(x)) \quad (\text{B13})$$

where we have introduced

$$\bar{c}(x) \approx \frac{1}{\sigma} \int_{x-\sigma}^x dy \sum_\nu \psi_\nu(y) c_\nu = \sum_\nu \bar{\psi}_\nu(x) c_\nu \quad (\text{B14})$$

where the last identity defines the function

$$\bar{\psi}_\nu(x) \equiv \frac{1}{\sigma} \int_{x-\sigma}^x dy \psi_\nu(y) \quad (\text{B15})$$

However, Eq. (B13) is still intractable because the integral needs to be done numerically every time we update \mathbf{c} . For this reason, we propose to approximate the smoothed density field according to

$$\bar{c}(x) = \sum_\mu \bar{c}_\mu \psi_\mu(x) \quad (\text{B16})$$

which is just a linear interpolation with suitable coefficients \bar{c}_μ for the discretization of the smoothed density field. We evaluate the coefficients \bar{c}_μ by requiring compatibility between (B14) and (B16). This leads to the condition

$$\sum_\mu \psi_\mu(x) \bar{c}_\mu = \sum_\mu \bar{\psi}_\mu(x) c_\mu \quad (\text{B17})$$

By multiplying both sides with $\delta_\mu(x)$ and using (8) leads to the explicit form for \bar{c}_μ in terms of the discrete concentration c_μ , this is

$$\bar{c}_\mu = \sum_\nu S_{\mu\nu} c_\nu \quad (\text{B18})$$

where the smoothing matrix $S_{\mu\nu}$ is given by the geometric object

$$S_{\mu\nu} = \int dz \delta_\mu(x) \phi_\nu(x) \quad (\text{B19})$$

that may be computed easily in an explicit way. As a final step we take the approximation

$$\ln(1 - \sigma \bar{c}(x)) = \sum_\mu \psi_\mu(x) \ln(1 - \sigma \bar{c}_\mu) \quad (\text{B20})$$

which is a natural way of approximating a function by a piece-wise linear expression. After inserting this result into (B13) we obtain the discrete free energy function as an explicit function of the concentration field and the geometric objects $M_{\mu\nu}^\psi, S_{\mu\nu}$

$$F(\mathbf{c}) = k_B T \sum_{\mu\nu} c_\mu M_{\mu\nu}^\psi \ln \left(1 - \sigma \sum_{\nu'} S_{\nu\nu'} c_{\nu'} \right) \quad (\text{B21})$$

where $M_{\mu\nu}^\psi$ is defined in (11).

It is important to note, however, that the above derivation has implicitly assumed that the hydrodynamic cells are sufficiently small to allow to treat the concentration as smooth over the cell length. In many practical cases of interest, such as for example, layering near a wall, there will be spatial variability on length scales comparable to the length of a rod, and the above non-local recipe would require using cells that contain fewer than a single particle; in this case it is not sensible to also include thermal fluctuations in the description and only the equations for the average can be studied.

Appendix C: 1D discretization

The discrete model (55), (70) is valid for any space dimension. In this section we present the model in 1D explicitly. The nodes are at positions x_μ , $\mu = 1, \dots, M$ and the basis function $\psi_\mu(\mathbf{r})$ is given by

$$\begin{aligned} \psi_\mu(x) = & \theta(x - x_{\mu-1}) \theta(x_\mu - x) \frac{x - x_{\mu-1}}{\mathcal{V}_\mu^l} \\ & + \theta(x - x_\mu) \theta(x_{\mu+1} - x) \frac{x_{\mu+1} - x}{\mathcal{V}_\mu^r} \end{aligned} \quad (\text{C1})$$

where $\theta(x)$ is the Heaviside step function, $\mathcal{V}_\mu^r = x_{\mu+1} - x_\mu$ and $\mathcal{V}_\mu^l = x_\mu - x_{\mu-1}$. Figure 1 shows the function $\psi_\mu(x)$ for three neighbor cells. The resulting mass $\mathbf{M}_{\mu\nu}^\psi$ and stiffness $\mathbf{L}_{\mu\nu}^\psi$ defined in Eqs. (71) take the form

$$\begin{aligned} \mathbf{M}_{\mu\nu}^\psi = & \begin{cases} \frac{1}{6} \mathcal{V}_\mu^l & \text{iff } \nu = \mu - 1 \\ \frac{1}{3} (\mathcal{V}_\mu^l + \mathcal{V}_\mu^r) & \text{iff } \nu = \mu \\ \frac{1}{6} \mathcal{V}_\mu^r & \text{iff } \nu = \mu + 1 \\ 0 & \text{otherwise} \end{cases} \\ \mathbf{L}_{\mu\nu}^\psi = & \begin{cases} -\frac{1}{\mathcal{V}_\mu^r} & \text{iff } \nu = \mu - 1 \\ \frac{1}{\mathcal{V}_\mu^l} + \frac{1}{\mathcal{V}_\mu^r} & \text{iff } \nu = \mu \\ -\frac{1}{\mathcal{V}_\mu^l} & \text{iff } \nu = \mu + 1 \\ 0 & \text{otherwise} \end{cases} \end{aligned} \quad (\text{C2})$$

whereas the four-node mass $M_{\mu\nu\mu'\nu'}$ introduced in (73) has the following elements. For a given μ , the only non-zero elements are those in which the other indices take the value μ , $\mu + 1$ or $\mu - 1$. This gives the following non-zero elements

$$\begin{aligned} M_{\mu\mu\mu\mu}^\psi &= \frac{1}{5} (\mathcal{V}_\mu^r + \mathcal{V}_\mu^l) \\ M_{\mu\mu\mu(\mu+1)}^\psi &= \frac{1}{20} \mathcal{V}_\mu^r \\ M_{\mu\mu\mu(\mu-1)}^\psi &= \frac{1}{20} \mathcal{V}_\mu^l \\ M_{\mu\mu(\mu+1)(\mu+1)}^\psi &= \frac{1}{30} \mathcal{V}_\mu^r \\ M_{\mu\mu(\mu-1)(\mu-1)}^\psi &= \frac{1}{30} \mathcal{V}_\mu^l \\ M_{\mu(\mu+1)(\mu+1)(\mu+1)}^\psi &= \frac{1}{20} \mathcal{V}_\mu^r \\ M_{\mu(\mu-1)(\mu-1)(\mu-1)}^\psi &= \frac{1}{20} \mathcal{V}_\mu^l \end{aligned} \quad (\text{C3})$$

The quartic contribution to the free energy function can be written as

$$\begin{aligned}
F_\mu^4(\phi) = & \left[\phi_\mu^4 M_{\mu\mu\mu\mu}^\psi \right. \\
& + 3\phi_\mu^3 \phi_{\mu-1} M_{\mu\mu\mu(\mu-1)} \\
& + 3\phi_\mu^2 \phi_{\mu-1}^2 M_{\mu\mu(\mu-1)(\mu-1)} \\
& + \phi_\mu \phi_{\mu-1}^3 M_{\mu(\mu-1)(\mu-1)(\mu-1)} \\
& + 3\phi_\mu^3 \phi_{\mu+1} M_{\mu\mu\mu(\mu+1)} \\
& + 3\phi_\mu^2 \phi_{\mu+1}^2 M_{\mu\mu(\mu+1)(\mu+1)} \\
& \left. + \phi_\mu \phi_{\mu+1}^3 M_{\mu(\mu+1)(\mu+1)(\mu+1)} \right] \quad (\text{C4})
\end{aligned}$$

By using (C2) and (C3), the GL free energy (70) becomes in 1D the following function

$$\begin{aligned}
F^{(GL)}(\phi) = k_B T \sum_\mu \left\{ \frac{u_0}{4} F_\mu^{(4)} + \frac{1}{6} \frac{r_0}{2} \left[\phi_\mu \phi_{\mu+1} \mathcal{V}_\mu^r + 2\phi_\mu^2 (\mathcal{V}_\mu^r + \mathcal{V}_\mu^l) + \phi_\mu \phi_{\mu-1} \mathcal{V}_\mu^l \right] \right. \\
\left. + \frac{K}{2} \left[-\phi_\mu \phi_{\mu+1} \frac{1}{\mathcal{V}_\mu^r} + \phi_\mu^2 \frac{\mathcal{V}_\mu^r + \mathcal{V}_\mu^l}{\mathcal{V}_\mu^r \mathcal{V}_\mu^l} - \phi_\mu \phi_{\mu-1} \frac{1}{\mathcal{V}_\mu^l} \right] \right\} \quad (\text{C5})
\end{aligned}$$

where

$$F_\mu^{(4)} = \frac{1}{20} (4\phi_\mu^4 + 3\phi_\mu^3 \phi_{\mu+1} + 2\phi_\mu^2 \phi_{\mu+1}^2 + \phi_\mu \phi_{\mu+1}^3) \mathcal{V}_\mu^r + \frac{1}{20} (4\phi_\mu^4 + 3\phi_\mu^3 \phi_{\mu-1} + 2\phi_\mu^2 \phi_{\mu-1}^2 + \phi_\mu \phi_{\mu-1}^3) \mathcal{V}_\mu^l \quad (\text{C6})$$

a. Time discretization

We discuss now the temporal integrator for the stochastic diffusion equation (55)

$$\frac{d\mathbf{c}}{dt}(t) = -\mathbf{D} \frac{\partial F(\mathbf{c}(t))}{\partial \mathbf{c}} + \mathbf{K}\mathcal{W}(t) \quad (\text{C7})$$

For constant mobility the diffusion matrix in Eq. (34) is constant and independent of \mathbf{c}

$$\mathbf{D} = \frac{Dc_0}{k_B T} \mathbf{M}^\delta \mathbf{L}^\psi \mathbf{M}^\delta \quad (\text{C8})$$

The noise (64) has the explicit form in 1D

$$\frac{d\tilde{\mathbf{c}}}{dt} = \mathbf{K}\mathcal{W}(t) = \sqrt{2Dc_0} \mathbf{M}^\delta \mathbf{N}^\psi \mathcal{W}(t) \quad (\text{C9})$$

where

$$\mathbf{N}^\psi = \begin{pmatrix} 0 & 1/\sqrt{\mathcal{V}_1^r} & 0 & 0 \cdots & -1/\sqrt{\mathcal{V}_1^l} \\ -1/\sqrt{\mathcal{V}_2^l} & 0 & 1/\sqrt{\mathcal{V}_2^r} & 0 \cdots & 0 \\ 0 & -1/\sqrt{\mathcal{V}_3^l} & 0 & 1/\sqrt{\mathcal{V}_3^r} \cdots & 0 \\ & & & \ddots & \end{pmatrix} \quad (\text{C10})$$

and the vector \mathcal{W} is a collection of M independent white-noise processes. Note that for periodic systems in 1D the number of elements (which are segments between the nodes) coincide with the number of nodes.

For the free energy function (C5) the SDE becomes

$$\begin{aligned}
\frac{d\mathbf{c}}{dt} = & -\frac{D}{c_0} (r_0 \mathbf{M}^\delta \mathbf{L}^\psi + K \mathbf{M}^\delta \mathbf{L}^\psi \mathbf{M}^\delta \mathbf{L}^\psi) \mathbf{c} - Du_0 \mathbf{M}^\delta \mathbf{L}^\psi \mathbf{M}^\delta \mathbf{c}' + \sqrt{2Dc_0} \mathbf{M}^\delta \mathbf{N}^\psi \mathcal{W}(t) \\
\equiv & \mathbf{L}\mathbf{c} + \mathbf{g}(\mathbf{c}) + \mathbf{K}\mathcal{W} \quad (\text{C11})
\end{aligned}$$

where we have introduced

$$\begin{aligned}\mathbf{L} &= -\frac{D}{c_0} (r_0 \mathbf{M}^\delta \mathbf{L}^\psi + K \mathbf{M}^\delta \mathbf{L}^\psi \mathbf{M}^\delta \mathbf{L}^\psi) \\ \mathbf{g}(\mathbf{c}) &= -D u_0 \mathbf{M}^\delta \mathbf{L}^\psi \mathbf{M}^\delta \mathbf{c}' \\ c'_\mu &= \frac{1}{20} (4\phi_\mu^3 + 3\phi_\mu^2 \phi_{\mu+1} + 2\phi_\mu^1 \phi_{\mu+1}^2 + \phi_{\mu+1}^3) \mathcal{V}_\mu^r + \frac{1}{20} (4\phi_\mu^3 + 3\phi_\mu^2 \phi_{\mu-1} + 2\phi_\mu^1 \phi_{\mu-1}^2 + \phi_{\mu-1}^3) \mathcal{V}_\mu^l\end{aligned}\quad (\text{C12})$$

We recognize a term $\mathbf{L}\mathbf{c}$ which is linear in the concentration and a non-linear term $g(\mathbf{c})$ due to the quartic contribution to the free energy. The linear term is just a discretization of a diffusion term combining second and fourth order derivatives. In order to avoid instabilities and to be able to use large time steps, the linear term is treated implicitly, while the non-linear term is treated explicitly. By following the semi-implicit trapezoidal predictor-corrector scheme of Refs.^{44,45} we may write the following temporal integrator scheme

$$\begin{aligned}\left(\mathbf{M}^\psi + \frac{\Delta t D}{2 c_0} (r_0 \mathbf{L}^\psi + K \mathbf{L}^\psi \mathbf{M}^\delta \mathbf{L}^\psi)\right) \tilde{\mathbf{c}}^{n+1} &= \left(\mathbf{M}^\psi - \frac{\Delta t D}{2 c_0} (r_0 \mathbf{L}^\psi + K \mathbf{L}^\psi \mathbf{M}^\delta \mathbf{L}^\psi)\right) \mathbf{c}^n \\ &\quad - \Delta t D u_0 \mathbf{L}^\psi \mathbf{M}^\delta \mathbf{c}'^n + \sqrt{2Dc_0\Delta t} \mathbf{N}^\psi \mathbf{W}^n \\ \left(\mathbf{M}^\psi + \frac{\Delta t D}{2 c_0} (r_0 \mathbf{L}^\psi + K \mathbf{L}^\psi \mathbf{M}^\delta \mathbf{L}^\psi)\right) \mathbf{c}^{n+1} &= \left(\mathbf{M}^\psi - \frac{\Delta t D}{2 c_0} (r_0 \mathbf{L}^\psi + K \mathbf{L}^\psi \mathbf{M}^\delta \mathbf{L}^\psi)\right) \mathbf{c}^n \\ &\quad - D u_0 \mathbf{L}^\psi \mathbf{M}^\delta \left(\frac{\mathbf{c}^n + \tilde{\mathbf{c}}^{n+1}}{2}\right) + \sqrt{2Dc_0\Delta t} \mathbf{N}^\psi \mathbf{W}^n\end{aligned}\quad (\text{C13})$$

Here, \mathbf{W}^n denotes a collection of standard Gaussian random numbers generated independently at each time step. For regular lattices, the set of Eqs. (C13) can be computed efficiently by using Fast Fourier Transform (FFT) in any dimension. Indeed, as we show in Appendix D (see Eq. (E2) obtained from Eq. (E1)), we may diagonalize the matrices in Fourier space, obtaining a set of uncoupled SODE.

For non uniform meshes we cannot use the FFT procedure, but we still have a set of tridiagonal matrices \mathbf{M}^ψ and \mathbf{L}^ψ (see Eq. (C2)). The right hand side of (C13) can be solved using a specialized backward substitution, which is by far more efficient than operating with the dense matrix $\mathbf{M}^\delta = [\mathbf{M}^\psi]^{-1}$. Since the matrix on the left hand side in Eq. (C13) is a constant Hermitian positive-definite matrix, it can be decomposed with a Cholesky factorization, which allows us to solve Eq. (C13) efficiently.

Appendix D: Structure factor for Gaussian models

In this appendix we present analytic results for the Gaussian model in both continuum and discrete settings. The main result is that the numerical algorithm closely matches not only the infinite resolution limit, but more importantly, it matches closely the predictions of the continuum theory for the fluctuations in finite resolution discrete lattices.

1. Static structure factor from the continuum

The equilibrium correlation of the fluctuations of the concentration is translationally invariant

$$\langle \delta c(\mathbf{r}, 0) \delta c(\mathbf{r}', 0) \rangle = S(\mathbf{r} - \mathbf{r}') \quad (\text{D1})$$

for some function $S(\mathbf{r})$. Due to translation invariance, the Fourier transform $S(\mathbf{k})$ of the function $S(\mathbf{r})$, known as the static structure factor, is given by

$$S(\mathbf{k}) = \langle \delta c(\mathbf{k}, 0) \delta c(-\mathbf{k}, 0) \rangle \quad (\text{D2})$$

Note that $S(\mathbf{k}) = c_0^2 S_\phi(\mathbf{k})$, with $S_\phi(\mathbf{k}) = \langle \phi(\mathbf{k}, 0) \phi(-\mathbf{k}, 0) \rangle$, and $\phi(\mathbf{r})$ is the relative fluctuations of the concentration field. The static structure factor is the Fourier transform of the second moments of the functional probability $P[c] \sim \exp\{-\frac{1}{k_B T} \mathcal{F}[c]\}$. For a Gaussian probability we may compute the second moments in a straightforward manner. The probability functional (4) with the model $\mathcal{F}^{GA+\sigma}[c]$ given in (69) can be written in operator notation as

$$P^{\text{eq}}[c] \propto \exp\left\{-\frac{1}{2} \int d\mathbf{r} \int d\mathbf{r}' \phi(\mathbf{r}) \mathcal{L}(\mathbf{r}, \mathbf{r}') \phi(\mathbf{r}')\right\} \quad (\text{D3})$$

where we have introduced the kernel

$$\mathcal{L}(\mathbf{r}, \mathbf{r}') = r_0 \delta(\mathbf{r} - \mathbf{r}') - K \nabla^2 \delta(\mathbf{r} - \mathbf{r}') \quad (\text{D4})$$

The covariance of the Gaussian probability functional is given by

$$\langle \phi(\mathbf{r}) \phi(\mathbf{r}') \rangle = \mathcal{L}^{-1}(\mathbf{r}, \mathbf{r}') \quad (\text{D5})$$

where $\mathcal{L}^{-1}(\mathbf{r}, \mathbf{r}')$ is the inverse of the operator $\mathcal{L}(\mathbf{r}, \mathbf{r}')$, satisfying

$$\int d\mathbf{r}' \mathcal{L}(\mathbf{r}, \mathbf{r}') \mathcal{L}^{-1}(\mathbf{r}', \mathbf{r}'') = \delta(\mathbf{r} - \mathbf{r}'') \quad (\text{D6})$$

By inserting the form of the operator $\mathcal{L}(\mathbf{r}, \mathbf{r}')$ one recognizes that the inverse operator is just the Green's function $\mathcal{L}^{-1}(\mathbf{r}, \mathbf{r}') = S_\phi(\mathbf{r} - \mathbf{r}')$, which satisfies

$$r_0 S_\phi(\mathbf{r} - \mathbf{r}') - K \nabla^2 S_\phi(\mathbf{r} - \mathbf{r}') = \delta(\mathbf{r} - \mathbf{r}') \quad (\text{D7})$$

The solution of this equation is obtained by going to Fourier space. We introduce the Fourier transform

$$\begin{aligned} \hat{S}_\phi(\mathbf{k}) &= \int d^D \mathbf{r} e^{-i\mathbf{k}\mathbf{r}} S_\phi(\mathbf{r}) \\ S_\phi(\mathbf{r}) &= \int \frac{d^D \mathbf{k}}{(2\pi)^D} e^{i\mathbf{k}\mathbf{r}} \hat{S}_\phi(\mathbf{k}) \end{aligned} \quad (\text{D8})$$

In Fourier space, (D7) becomes

$$r_0 \hat{S}_\phi(\mathbf{k}) + K k^2 \hat{S}_\phi(\mathbf{k}) = 1 \quad (\text{D9})$$

which gives

$$\hat{S}_\phi(\mathbf{k}) = \frac{1}{r_0} \frac{1}{1 + k^2/k_0^2} \quad (\text{D10})$$

where $k_0^2 = r_0/K$. Therefore, the Green function is

$$S_\phi(\mathbf{r}) = \int \frac{d^D \mathbf{k}}{(2\pi)^D} e^{i\mathbf{k}\mathbf{r}} \frac{1}{r_0} \frac{1}{1 + k^2/k_0^2} \quad (\text{D11})$$

and the covariance, or correlation function, is given by

$$\langle \phi(\mathbf{r}) \phi(\mathbf{r}') \rangle = \int \frac{d^D \mathbf{k}}{(2\pi)^D} e^{i\mathbf{k}(\mathbf{r}-\mathbf{r}')} \frac{1}{r_0} \frac{1}{1 + k^2/k_0^2} \quad (\text{D12})$$

For $D = 1$ this correlation takes the form

$$\langle \phi(\mathbf{r}) \phi(\mathbf{r}') \rangle = \frac{k_0}{2r_0} e^{-k_0|\mathbf{r}-\mathbf{r}'|} \quad (\text{D13})$$

For $D = 2$ the result is

$$\langle \phi(\mathbf{r}) \phi(\mathbf{r}') \rangle = \frac{k_0^2}{4\pi r_0} K_0(k_0|\mathbf{r} - \mathbf{r}'|) \quad (\text{D14})$$

where $K_0(x)$ is a Bessel function. Finally, in 3D the result is

$$\langle \phi(\mathbf{r}) \phi(\mathbf{r}') \rangle = \frac{k_0^2}{4\pi r_0} \frac{e^{-k_0|\mathbf{r}-\mathbf{r}'|}}{|\mathbf{r} - \mathbf{r}'|} \quad (\text{D15})$$

Note that the quantity $\langle \phi^2(\mathbf{r}) \rangle$ that gives the normalized fluctuations of the concentration field at a given point of space does not diverge in 1D but it diverges in 2D and 3D, a phenomenon known as the ultraviolet catastrophe. This means that the point-wise fluctuations are unbounded in dimensions higher than one. Any particular realization of the field will be extremely rough.

Nevertheless, physical observables like the number of particles in a finite region are well behaved. From a physical point of view this quantity should be independent of the resolution used to discretize the problem. The number of particles in a region V is given by

$$N_V = \int_V d\mathbf{r} c(\mathbf{r}) \quad (\text{D16})$$

and the relative fluctuations are given by

$$\phi_V \equiv \frac{N_V - Vc_0}{Vc_0} = \frac{1}{V} \int_V d\mathbf{r} \phi(\mathbf{r}) \quad (\text{D17})$$

The variance of this fluctuation is

$$\langle \phi_V^2 \rangle = \frac{1}{V^2} \int_V d\mathbf{r} \int_V d\mathbf{r}' \langle \phi(\mathbf{r}) \phi(\mathbf{r}') \rangle \quad (\text{D18})$$

This quantity is finite for any finite volume but as the domain shrinks to a point it diverges in 2D logarithmically with the size of the domain, and in 3D inversely with the size of the domain, in agreement with (D15).

2. Dynamic structure factor from the continuum

In this section we compute the dynamic structure factor for the Gaussian model. Assume a constant mobility $\Gamma = Dc_0/k_B T$ in (2) with the model $\mathcal{F}^{GA+\sigma}[c]$ in Eq. (69). The resulting SPDE is

$$\begin{aligned} \partial_t \delta c(\mathbf{r}, t) &= D \frac{r_0}{c_0} \left(\nabla^2 \delta c(\mathbf{r}, t) - \frac{1}{k_0^2} \nabla^2 \nabla^2 \delta c \right) \\ &\quad + \sqrt{2Dc_0} \nabla \zeta(\mathbf{r}, t) \end{aligned} \quad (\text{D19})$$

where we have introduced $k_0^2 = r_0/K$, $\zeta(\mathbf{r}, t)$ is a white noise in space and time, this is, $\langle \zeta(\mathbf{r}, t) \rangle = 0$, and $\langle \zeta(\mathbf{r}, t) \zeta(\mathbf{r}', t') \rangle = \delta(\mathbf{r} - \mathbf{r}') \delta(t - t')$. Let us solve the SPDE (D19) by Fourier transform

$$\partial_t \delta \hat{c}(\mathbf{k}, t) = -\frac{1}{\tau_k} \delta \hat{c}(\mathbf{k}, t) - i\mathbf{k} \sqrt{2Dc_0} \hat{\zeta}(\mathbf{k}, t) \quad (\text{D20})$$

where we have introduced the relaxation time

$$\tau_k = \left(\frac{D}{c_0} r_0 \left(1 + \frac{k^2}{k_0^2} \right) k^2 \right)^{-1} \quad (\text{D21})$$

The Fourier transform of a white noise is also a white noise which obeys the properties, $\langle \hat{\zeta}(\mathbf{k}, t) \rangle = 0$ and $\langle \hat{\zeta}(\mathbf{k}, t) \hat{\zeta}(\mathbf{k}', t') \rangle = \delta(\mathbf{k} + \mathbf{k}') \delta(t - t')$.

The linear equation (D20) has the explicit solution

$$\begin{aligned} \delta \hat{c}(\mathbf{k}, t) &= \delta \hat{c}(\mathbf{k}, 0) \exp \left\{ -\frac{t}{\tau_k} \right\} \\ &\quad - i\mathbf{k} \sqrt{2Dc_0} \int_0^t dt' e^{\frac{t-t'}{\tau_k}} \hat{\zeta}(\mathbf{k}, t') \end{aligned} \quad (\text{D22})$$

By multiplying with respect to the initial condition $\delta \hat{c}(-\mathbf{k}, 0)$ and averaging with respect to all possible equilibrium realization of the initial condition we obtain

$$\langle \delta \hat{c}(\mathbf{k}, t) \delta \hat{c}(-\mathbf{k}, 0) \rangle = S^c(\mathbf{k}) \exp \left\{ -\frac{t}{\tau_k} \right\} \quad (\text{D23})$$

where the static structure factor is given in Eq. (D10).

Appendix E: The discrete static structure factor

As a first step in order to obtain the discrete static structure factor, we consider the integrator scheme (C13) for the discrete density field \mathbf{c} in the GA+ σ model, given by

$$\left(\mathbf{M}^\psi + \frac{\Delta t}{2} \frac{D}{c_0} (r_0 \mathbf{L}^\psi + K \mathbf{L}^\psi \mathbf{M}^\delta \mathbf{L}^\psi) \right) \mathbf{c}^{n+1} = \left(\mathbf{M}^\psi - \frac{\Delta t}{2} \frac{D}{c_0} (r_0 \mathbf{L}^\psi + K \mathbf{L}^\psi \mathbf{M}^\delta \mathbf{L}^\psi) \right) \mathbf{c}^n + \sqrt{2Dc_0\Delta t} \mathbf{N}^\psi \mathbf{W}^n \quad (\text{E1})$$

which is a matricial SODE. We seek for a transformation that renders the system diagonal, leading to a set of uncoupled SODE trivial to solve for each c_μ value. The M vectors $\mathbf{v}(m) = \{e^{i\frac{2\pi}{L}mx_\mu}, \mu = 0, \dots, M-1\}$ for $m = 0, \dots, M-1$ diagonalize simultaneously the three matrices involved in a 1D regular lattice of spacing a , this is

$$\begin{aligned} \mathbf{M}^\psi \mathbf{v}(m) &= \frac{a}{3} \left[2 + \cos\left(\frac{2\pi ma}{L}\right) \right] \mathbf{v}(m) = \widehat{m}(m) \mathbf{v}(m) \\ \mathbf{L}^\psi \mathbf{v}(m) &= \frac{2}{a} \left[1 - \cos\left(\frac{2\pi ma}{L}\right) \right] \mathbf{v}(m) = \widehat{l}(m) \mathbf{v}(m) \\ \mathbf{N}^\psi \mathbf{v}(m) &= \frac{2}{\sqrt{a}} \sin\left(\frac{\pi ma}{L}\right) \mathbf{v}(m) = \sqrt{\widehat{l}} = \widehat{n}(m) \mathbf{v}(m) \end{aligned} \quad (\text{E2})$$

These equations define the eigenvalues of the problem that will be used below.

The (continuum) structure factor is defined as the Fourier transform of the static correlation function

$$\widehat{S}(k) = \int_{-\infty}^{\infty} dr \langle \delta c(0) \delta c(r) \rangle e^{-ikr} \quad (\text{E3})$$

Eq. (D10) shows that

$$\widehat{S}(k) = c_0^2 S_\phi(k) = \frac{c_0^2}{r_0} \frac{1}{1 + k^2/k_0^2} \quad (\text{E4})$$

In order to compare numerical results from simulations with this theoretical results, it is necessary to take into account the effects of the discretization in the continuum expression. In this appendix, we obtain from (E4) the corresponding discrete structure factor predicted from the continuum theory taking into account the lattice spacing effects. Explicit results are presented for a regular periodic 1D lattice.

We introduce the Fourier series representation of the continuum concentration field

$$c(r, t) = \sum_k \widehat{c}(k, t) e^{ik \cdot r} \quad (\text{E5})$$

where the sum is over all those $k = \frac{2\pi}{L}\kappa$, with integer $\kappa \in \mathbb{Z}$. The Fourier coefficients are given by

$$\widehat{c}(k, t) = \frac{1}{L} \int_0^L c(r, t) e^{-ikr} dr \quad (\text{E6})$$

Note that translation invariance $\langle \delta c(r) \delta c(r') \rangle = S(r - r')$ implies that

$$\langle \delta c(k) \delta c(k') \rangle = \delta_{k, -k'} S(k) \quad (\text{E7})$$

where $S(k)$ are the Fourier coefficients of $S(r)$,

$$S(k) \equiv \frac{1}{L} \widehat{S}(k) \quad (\text{E8})$$

and we are abusing notation and understand $\delta_{k, -k'}$ as the Kroenecker delta $\delta_{\kappa, -\kappa'}$ for the integers κ, κ' corresponding to $k = \frac{2\pi}{L}\kappa, k' = \frac{2\pi}{L}\kappa'$.

We express the second moments of the probability $P^{\text{eq}}(\mathbf{c})$ in terms of the continuum structure factor $S(k)$ obtained above

$$\langle \delta c_\mu \delta c_\nu \rangle = \int dr \delta_\mu(r) \int dr' \delta_\nu(r') \langle \delta c(r, 0) \delta c(r', 0) \rangle \quad (\text{E9})$$

where we have defined the Fourier transform of the basis function

$$\hat{\delta}_\nu(k) \equiv \int dr \delta_\nu(r) e^{-ikr} \quad (\text{E10})$$

From the linear relationship between basis functions $\delta_\mu(r) = \sum_\nu M_{\mu\nu}^\delta \psi_\nu(r)$ we obtain directly the explicit functional form for the Fourier transform of the basis function

$$\hat{\delta}_\mu(k) = \frac{\hat{\psi}_\mu(k)}{\hat{m}(k)} = \frac{\hat{\psi}_0(k)}{\hat{m}(k)} e^{-ikr_\mu} \quad \text{where} \quad k = \frac{2\pi}{L} \kappa \quad (\text{E11})$$

with the corresponding Fourier transform of the basis function $\psi_\nu(r)$ for a 1D regular grid of lattice spacing a given by

$$\hat{\psi}_\nu(k) = \int dr \psi_\nu(r) e^{-ikr} = a \text{sinc}^2\left(\frac{ka}{2}\right) e^{-ikr_\nu} = \hat{\psi}_0(k) e^{-ikr_\nu} \quad (\text{E12})$$

Note that for $k \rightarrow 0$, we have $\hat{\delta}_\mu(0) = 1$, which, from (E11) and (9) is what it should be.

Eq. (E9) gives the covariance of the discrete field in real space, in terms of the structure factor, but we are interested in the covariances of the discrete Fourier transform of the discrete field. To this end, we introduce the discrete Fourier transform \hat{c}_m with $m = 0, M-1$ of the discrete concentration field c_μ according to

$$\hat{c}_m = \frac{1}{M} \sum_{\mu=0}^{M-1} e^{-i\frac{2\pi}{L} m r_\mu} c_\mu \quad c_\mu = \sum_{m=0}^{M-1} e^{i\frac{2\pi}{L} m r_\mu} \hat{c}_m \quad (\text{E13})$$

We define the discrete static structure factor $\hat{S}^c(k_m)$ as the covariance of the discrete Fourier components \hat{c}_m

$$\begin{aligned} \hat{S}^c(k_m) &\equiv L \langle \delta \hat{c}_m \delta \hat{c}_m^* \rangle \\ &= \frac{L}{M^2} \sum_{\mu, \nu} e^{-i\frac{2\pi}{L} m r_\mu} e^{i\frac{2\pi}{L} m r_\nu} \langle \delta c_\mu \delta c_\nu \rangle = \frac{L}{M^2} \sum_{\mu, \nu} e^{-i\frac{2\pi}{L} m r_\mu} e^{i\frac{2\pi}{L} m r_\nu} \sum_k S(k) \hat{\delta}_\mu(k) \hat{\delta}_\nu(-k) \\ &= \sum_k \hat{S}(k) \bar{\delta}_m(k) \bar{\delta}_{-m}(-k) \end{aligned} \quad (\text{E14})$$

where $k_m = \frac{2\pi}{L} m$ and we have introduced the doubly Fourier transformed basis function

$$\bar{\delta}_m(k) \equiv \frac{1}{M} \sum_{\mu} e^{-i\frac{2\pi}{L} m r_\mu} \hat{\delta}_\mu(k) = \frac{\hat{\psi}_0(k)}{\hat{m}(k)} \frac{1}{M} \sum_{\mu} e^{-i\frac{2\pi}{L} m r_\mu} e^{ikr_\mu} = \frac{\hat{\psi}_0(k)}{\hat{m}(k)} \sum_{\alpha \in \mathbb{Z}} \delta_{m, \kappa + \alpha M} \quad (\text{E15})$$

where $k = \frac{2\pi}{L} \kappa$ and we have used the mathematical identity

$$\frac{1}{M} \sum_{\mu=0}^{M-1} e^{i\frac{2\pi}{L} m r_\mu} = \sum_{\alpha \in \mathbb{Z}} \delta_{m, \alpha M} \quad (\text{E16})$$

In this way, we have

$$\hat{S}^c(k_m) = \sum_k \sum_{\alpha \in \mathbb{Z}} \delta_{m, \kappa + \alpha M} \sum_{\alpha' \in \mathbb{Z}} \delta_{m, \kappa + \alpha' M} \hat{S}(k) \left[\frac{\hat{\psi}_0(k)}{\hat{m}(k)} \right]^2 \quad \text{where} \quad k = \frac{2\pi}{L} m \quad (\text{E17})$$

Note that we have

$$\sum_{\alpha' \in \mathbb{Z}} \delta_{m, \kappa + \alpha M} \delta_{m, \kappa + \alpha' M} = \sum_{\alpha' \in \mathbb{Z}} \delta_{m, \kappa + \alpha M} \underbrace{\delta_{\kappa + \alpha M, \kappa + \alpha' M}}_{\delta_{\alpha \alpha'}} = \delta_{m, \kappa + \alpha M} \quad (\text{E18})$$

and thus

$$\hat{S}^c(k_m) = \sum_{\alpha \in \mathbb{Z}} \hat{S}\left(\frac{2\pi(m - \alpha M)}{L}\right) \left[\frac{\hat{\psi}_0\left(\frac{2\pi(m - \alpha M)}{L}\right)}{\hat{m}\left(\frac{2\pi(m - \alpha M)}{L}\right)} \right]^2 \quad (\text{E19})$$

After inserting (E4) into (E19) we obtain the discrete structure factor for the GA+ σ model,

$$\hat{S}^c(k) = \frac{c_0^2}{r_0} \frac{9}{[2 + \cos(ka)]^2} \sum_{\alpha \in \mathbb{Z}} \frac{\text{sinc}^4\left(\frac{ka}{2} - \pi\alpha\right)}{1 + \left(\frac{k}{k_0} - \frac{2\pi\alpha}{k_0 a}\right)^2} \quad (\text{E20})$$

where $k = \frac{2\pi m}{L}$. Note that in the limit of high resolution $a = L/M \rightarrow 0$, the only term that contributes in the sum over α is $\alpha = 0$. In this limit, the discrete structure factor (E20) converges towards the continuum limit (E4). Eq. (E20) gives the the fluctuations of the discrete concentration variables as obtained from the continuum theory and our definition of the coarse-grained variables.

In the limit $k_0 \rightarrow \infty$ corresponding to the GA model, (E20) becomes

$$\hat{S}^c(k) = \frac{c_0^2}{r_0} \frac{3}{[2 + \cos(ka)]} \quad (\text{E21})$$

where $k = \frac{2\pi m}{L}$. This is indeed the correct result of the GA model as it can be shown by a more direct route. In the GA model, we know that the second moments of the probability functional are given by

$$\langle \delta c(r) \delta c(r') \rangle = \frac{c_0^2}{r_0} \delta(r - r') \quad \rightarrow \quad \langle \delta c_\mu \delta c_\nu \rangle = \frac{c_0^2}{r_0} M_{\mu\nu}^\delta \quad (\text{E22})$$

where (7) has been used. Next, by using Eq. (E2) we obtain

$$S^c(k) = \frac{c_0^2}{r_0} \frac{1}{M} \frac{1}{\hat{m}(k_n)} = \frac{c_0^2}{r_0} \frac{3}{[2 + \cos(ka)]} \quad (\text{E23})$$

which coincides with (E21).

Appendix F: The discrete structure factor of the numerical scheme

The static structure function (E4) has been computed from the second moments of the probability functional and can also be obtained from the following argument that involves the continuum dynamic equation (D20). In the limit $\Delta t \rightarrow 0$, a simple Euler integrator scheme for Eq. (D20) gives

$$\delta \hat{c}^{n+1} = \delta \hat{c}^n - \frac{\Delta t}{\tau_k} \delta \hat{c}^n - i \mathbf{k} \sqrt{2Dc_0 \Delta t} \hat{\zeta}^n \quad (\text{F1})$$

If we multiply this equation by itself and average we obtain

$$\begin{aligned} \langle \delta \hat{c}^{n+1} \delta \hat{c}^{n+1} \rangle &= \left(1 - \frac{\Delta t}{\tau_k}\right)^2 \langle \delta \hat{c}^n \delta \hat{c}^n \rangle + 2k^2 Dc_0 \Delta t \\ &\simeq \left(1 - 2\frac{\Delta t}{\tau_k}\right) \langle \delta \hat{c}^n \delta \hat{c}^n \rangle + 2k^2 Dc_0 \Delta t \end{aligned} \quad (\text{F2})$$

where we have neglected terms of order $(\Delta t)^2$. At equilibrium $\langle \delta \hat{c}^{n+1} \delta \hat{c}^{n+1} \rangle = \langle \delta \hat{c}^n \delta \hat{c}^n \rangle = S^c(\mathbf{k})$, so that

$$\hat{S}^c(k) = k^2 Dc_0 \tau_k = \frac{c_0^2}{r_0} \frac{1}{1 + k^2/k_0^2} \quad (\text{F3})$$

which coincides with (E4).

The same strategy may be used to compute the discrete structure factor, by using the discrete time stepping scheme, and thus including effects due to the finite time step²⁷. In this way, one may obtain an exact prediction for the discrete structure factor $S^d(k)$ that is produced by the numerical code. If the code is meant to reproduce the structure factor predicted by the continuum theory, we should have $S^d(k) \approx S^c(k)$ for sufficiently small times. The only difference from the procedure used to derive Eq. (F3) is that both k^2 and τ_k are to be replaced by their corresponding discrete counterparts.

Namely, τ_k can simply be read from the fact that in the discrete setting the integrator scheme is given, in the GA+ σ model, by Eq. (C13) with no explicit part. In Fourier space, this equation should give us Eq. (F1). If we equal (F1) with the equivalent (C13) in Fourier space we obtain

$$\tau_k \mapsto \frac{c_0}{Dr_0} \frac{\hat{m}}{\hat{l} + \frac{1}{k_0^2} \frac{\hat{l}^2}{\hat{m}}} + \mathcal{O}(\Delta t) \quad (\text{F4})$$

In the same way, the discrete k^2 term can be obtained from the covariance of the noise term that appears in (F1), which should coincide with the noise term in (C13), giving as a result $k^2 \mapsto \frac{\hat{l}}{\hat{m}^2}$, where we have neglected terms of order $\mathcal{O}(\Delta t)$.

In this way, the equivalent of Eq. (F3) for the discrete structure factor will be

$$\hat{S}^d(k) = k^2 D c_0 \tau_k = \frac{c_0^2}{r_0} \frac{1}{\hat{m}} \frac{1}{\hat{l} + \frac{1}{k_0^2} \frac{\hat{l}^2}{\hat{m}}} = \frac{c_0^2}{r_0} \frac{3}{[2 + \cos(ka)]} \frac{1}{1 + \frac{k^2}{k_0^2} \left(\frac{3 \text{sinc}^2(ka/2)}{(2 + \cos ka)} \right)} \quad (\text{F5})$$

-
- ¹Kyozi Kawasaki. Stochastic model of slow dynamics in supercooled liquids and dense colloidal suspensions. *Physica A*, 208(1):35–64, July 1994.
- ²UMB Marconi and P Tarazona. Dynamic density functional theory of fluids. *J. Phys. Condens. Matter*, 12:A413, 2000.
- ³A J Archer and R Evans. Dynamical density functional theory and its application to spinodal decomposition. *J. Chem. Phys.*, 121(9):4246, September 2004.
- ⁴T Leonard, B Lander, U Seifert, and T Speck. Stochastic thermodynamics of fluctuating density fields: Non-equilibrium free energy differences under coarse-graining. *J. Chem. Phys.*, 139(20):204109, November 2013.
- ⁵L. D. Landau and E. M. Lifshitz. *Fluid Mechanics (First Edition)*. Pergamon Press, 1959.
- ⁶Andrew J Archer and Markus Rauscher. Dynamical density functional theory for interacting Brownian particles: stochastic or deterministic? *J. Phys. A: Math. Gen.*, 37(40):9325–9333, October 2004.
- ⁷A.J. Bray. Theory of phase-ordering kinetics. *Adv. Phys.*, 43(3):357–459, June 1994.
- ⁸PC Hohenberg and BI Halperin. Theory of dynamic critical phenomena. *Rev. Mod. Phys.*, 49(3):435, 1977.
- ⁹Marc D. Ryser, Nilima Nigam, and Paul F. Tupper. On the well-posedness of the stochastic AllenCahn equation in two dimensions. *J. Comput. Phys.*, 231(6):2537–2550, March 2012.
- ¹⁰Martin Hairer, Marc Daniel Ryser, and Hendrik Weber. Triviality of the 2D stochastic Allen-Cahn equation. *Electron. J. Probab.*, 17:1–14, May 2012.
- ¹¹Roberto Benzi, Giovanni Jona-Lasinio, and Alfonso Sutera. Stochastically perturbed Landau-Ginzburg equations. *J. Stat. Phys.*, 55(3-4):505–522, May 1989.
- ¹²Luís Bettencourt, Salman Habib, and Grant Lythe. Controlling one-dimensional Langevin dynamics on the lattice. *Phys. Rev. D*, 60(10):105039, October 1999.
- ¹³Cj Gagne and M Gleiser. Lattice-independent approach to thermal phase mixing. *Phys. Rev. E*, 61(4 Pt A):3483–9, April 2000.
- ¹⁴Grant Lythe and Salman Habib. Stochastic PDEs: convergence to the continuum? *Comput. Phys. Commun.*, 142(1-3):29–35, December 2001.
- ¹⁵N. C. Cassol-Seewald, R. L. S. Farias, G. Krein, and R. S. Marques De Carvalho. Noise and Ultraviolet Divergences in Simulations of GinzburgLandauLangevin Type of Equations. *Int. J. Mod. Phys. C*, 23(08):1240016, August 2012.
- ¹⁶M Hairer. A theory of regularity structures. *Invent. Math.*, - (October 2013):1–236, 2014.
- ¹⁷Martin Hairer. Introduction to Regularity Structures. *arXiv:1401.3014 [math.AP]*, 1(1):1, 2014.
- ¹⁸Aleksandar Donev, Thomas G Fai, and Eric Vanden-Eijnden. A reversible mesoscopic model of diffusion in liquids: from giant fluctuations to Ficks law. *J. Stat. Mech. Theory Exp.*, 2014(4):P04004, April 2014.
- ¹⁹H. Grabert. *Projection Operator Techniques in Nonequilibrium Statistical Mechanics*. Springer Verlag, Berlin, 1982.
- ²⁰W Van Saarloos, D Bedeaux, and P Mazur. Non-linear hydrodynamic fluctuations around equilibrium. *Physica A*, pages 147–170, 1982.
- ²¹P. Español. Stochastic differential equations for non-linear hydrodynamics. *Phys. A Stat. Mech. its Appl.*, 248(1):77–96, 1998.
- ²²DN Zubarev and VG Morozov. Statistical mechanics of nonlinear hydrodynamic fluctuations. *Physica A*, pages 411–467, 1983.
- ²³P. Español and I. Zúñiga. On the definition of discrete hydrodynamic variables. *J. Chem. Phys.*, 131(16):164106, October 2009.
- ²⁴P. Español, J.G. Anero, and I. Zúñiga. Microscopic derivation of discrete hydrodynamics. *J. Chem. Phys.*, 131(24):244117, December 2009.
- ²⁵J. A. de la Torre and P. Español. Coarse-graining Brownian motion: From particles to a discrete diffusion equation *J. Chem. Phys.*, 135:114103, 2011.
- ²⁶J. García-Ojalvo and J.M. Sancho. *Noise in Spatially Extended Systems*. Springer Verlag, Berlin, 1999.
- ²⁷A. Donev Bell, E. Vanden-Eijnden, A. L. Garcia, and J. B. On the Accuracy of Explicit Finite-Volume Schemes for Fluctuating Hydrodynamics. *Commun. Appl. Math. Comput. Sci.*, 5(2):149, 2010.
- ²⁸J. B. Walsh. Finite Element Methods for Parabolic Stochastic PDE’s. *Potential Anal.*, 23(1):1–43, August 2005.
- ²⁹Yubin Yan. Galerkin Finite Element Methods for Stochastic Parabolic Partial Differential Equations. *SIAM J. Numer. Anal.*, 43(4):1363–1384, January 2005.
- ³⁰G. Krein, J.M. Machado, and A.O. Pereira. Dynamics of the deconfinement transition of quarks and gluons in a finite volume. *Comput. Phys. Commun.*, 180(4):564–573, April 2009.
- ³¹P A T Plunkett, J O N Hu, Chris Siefert, and Paul J Atzberger. Spatially adaptive stochastic methods for fluid-structure interactions subject to thermal fluctuations in domains with complex geometries. *preprint*, pages 1–27, 2014.
- ³²B.C Finlayson. *The method of weighted residuals and variational principles, with application in fluid mechanics, heat and mass transfer, Volume 87*. Academic Press, Inc, 1972.
- ³³Pep Español, Jesús G Anero, and Ignacio Zúñiga. Microscopic derivation of discrete hydrodynamics. *J. Chem. Phys.*, 131(24):244117, December 2009.
- ³⁴J.-P. Hansen and I.R. McDonald. *Theory of Simple Liquids*. Academic Press, London, 1986.
- ³⁵Jesús G Anero, Pep Español, and Pedro Tarazona. Functional thermo-dynamics: a generalization of dynamic density func-

- tional theory to non-isothermal situations. *J. Chem. Phys.*, 139(3):034106, July 2013.
- ³⁶Hugo Touchette. The large deviation approach to statistical mechanics. *Phys. Rep.*, 478(1-3):1–69, July 2009.
- ³⁷Aleksandar Donev and Eric Vanden-Eijnden. Dynamic density functional theory with hydrodynamic interactions and fluctuations. *J. Chem. Phys.*, 140(23):234115, June 2014.
- ³⁸A. Tröster. Coarse grained free energies with gradient corrections from Monte Carlo simulations in Fourier space. *Phys. Rev. B*, 76(1):1–4, July 2007.
- ³⁹A Tröster and C. Dellago. Coarse Graining the ϕ 4 Model: Landau-Ginzburg Potentials from Computer Simulations. *Ferroelectrics*, 354(1):225–237, August 2007.
- ⁴⁰NG Van Kampen. Condensation of a classical gas with long-range attraction. *Phys. Rev.*, A135:362, 1964.
- ⁴¹L. E. Reichl. *A modern course in statistical physics*. Univ. of Texas Press, Austin, 1980.
- ⁴²P. Español. Thermohydrodynamics for a van der Waals fluid. *J. Chem. Phys.*, 115(12):5392, 2001.
- ⁴³BVR Tata, M Rajalakshmi, and AK Arora. Vapor-liquid condensation in charged colloidal suspensions. *Phys. Rev. Lett.*, 69(26):3778–3782, 1992.
- ⁴⁴Steven Delong, Boyce E. Griffith, Eric Vanden-Eijnden, and Aleksandar Donev. Temporal integrators for fluctuating hydrodynamics. *Phys. Rev. E*, 87:033302, Mar 2013.
- ⁴⁵S. Delong, Y. Sun, , B. E. Griffith, E. Vanden-Eijnden, and A. Donev. Multiscale Temporal Integrators for Fluctuating Hydrodynamics. *Phys. Rev. E* 90:063312 (2014).
- ⁴⁶James F Lutsko. Density functional theory of inhomogeneous liquids. IV. Squared-gradient approximation and classical nucleation theory. *J. Chem. Phys.*, 134(16):164501, April 2011.
- ⁴⁷JK Percus. Free energy models for nonuniform classical fluids. *J. Stat. Phys.*, 52:1157–1178, 1988.