

# KOI-1299 b: a massive planet in a highly eccentric orbit transiting a red giant

S. Ciceri<sup>1</sup>, J. Lillo-Box<sup>2</sup>, J. Southworth<sup>3</sup>, L. Mancini<sup>1</sup>, Th. Henning<sup>1</sup>, and D. Barrado<sup>3</sup>

<sup>1</sup> Max Planck Institute for Astronomy, Königstuhl 17, D-69117, Heidelberg, Germany  
 e-mail: ciceri@mpia.de

<sup>2</sup> Departamento de Astrofísica, Centro de Astrobiología (CSIC-INTA), ESAC campus 28691 Villanueva de la Cañada (Madrid), Spain

<sup>3</sup> Astrophysics Group, Keele University, Staffordshire, ST5 5BG, UK

Preprint online version: April 20, 2019

## ABSTRACT

We confirm the planetary nature of the *Kepler* object of interest KOI-1299 b. We accurately constrained its mass and eccentricity by high-precision radial velocity measurements obtained with the CAFE spectrograph at the CAHA 2.2-m telescope. By a simultaneous fit of these new data and *Kepler* photometry, we found that KOI-1299 b is a dense transiting exoplanet, having a mass of  $M_p = 4.87 \pm 0.48 M_{\text{Jup}}$  and radius of  $R_p = 1.120 \pm 0.036 R_{\text{Jup}}$ . The planet revolves around a K giant star, ascending the red giant branch, every 52.5 d, moving on a highly eccentric orbit with  $e = 0.535 \pm 0.030$ . By analysing two NIR high-resolution images, we found that a star occurs at  $1.1''$  from KOI-1299, but it is too faint to cause significant effects on the transit depth. Together with Kepler-56 and Kepler-91, KOI-1299 occupies an almost-desert region of parameter space, which is important to constrain the evolutionary processes of planetary systems.

**Key words.** stars: planetary systems – stars: fundamental parameters – stars: individual: KOI-1299 – techniques: spectroscopy

## 1. Introduction

Since its first data release (Borucki et al. 2011a), the *Kepler* spacecraft has been the most productive planet-hunting mission. To date it has allowed the discovery of over 4 000 exoplanet candidates (of which fewer than a thousand have been confirmed), with a very low false positive frequency (e.g. Marcy et al. 2014; Fabrycky et al. 2014) at least for small planets. The false positive rate is actually greater ( $\sim 70\%$ ) for *Kepler*'s giant stars (Sliski & Kipping 2014).

One of the best ways to unequivocally prove the planetary nature of a transiting object is to obtain radial velocity (RV) measurements of the parent star, which also allow precise constraints on the mass of the planet. Unfortunately, the host stars of most of the *Kepler* candidates are too faint, or their RV variation too small, to determine the mass of the planets with current spectroscopic facilities. Nevertheless, a considerable effort is underway to observationally characterize many interesting *Kepler* candidates (e.g. Hébrard et al. 2013; Howard et al. 2013; Pepe et al. 2013) and develop new instruments with higher resolution and better performance (see Pepe et al. 2014 for a comprehensive review).

Thanks to the extremely high photometric precision of the *Kepler* telescope, also other methods, like *transit timing variation* (e.g. Holman et al. 2010; Steffen et al. 2013; Xie 2013) and *orbital brightness modulation* (e.g. Charpinet et al. 2012; Quintana et al. 2013; Faigler et al. 2013), have been adopted to confirm the planetary nature of candidate objects. Using the latter method, Huber et al. (2013a) detected two planets in the Kepler-56 system,

while Lillo-Box et al. (2014a) confirmed the hot-Jupiter Kepler-91 b, whose planetary nature was also recently supported by an independent study based on multi-epoch high-resolution spectroscopy (Lillo-Box et al. 2014c). Kepler-56 b,c and Kepler-91 b turned out to be the first transiting planets orbiting giant stars.

Up to now, more than 50 exoplanets have been detected around evolved giants with Doppler spectroscopy and their general characteristics look to be different compared with those found orbiting main sequence (MS) stars. According to the study of Jones et al. (2014), they are more massive, prefer low-eccentricity orbits, and have orbital semi-major axes of more than 0.5 au with an overabundance between 0.5 and 0.9 au. Furthermore, the correlation between the *stellar metallicity* and *number of planets* is reversed compared to MS stars. In this context, the discovery of more exoplanets around evolved stars is vital to enlarge the sample and better characterize the statistical properties of these planetary systems. The cases in which the parent stars are K or G giants, which are known to evolve from F- and A-type MS stars, are also very interesting for planet formation/evolution theories and to get a better demographic picture of planets around early-type stars<sup>1</sup>.

Here we describe the confirmation via RV measurements of the transiting planet KOI-1299 b, which we show to be a massive gas giant moving in a very eccentric orbit around an evolved K giant that is ascending the red giant branch.

<sup>1</sup> It is actually very hard to detect planetary companions around F and A MS stars due to the lack of absorption lines in their spectrum, which prevents accurate RV measurements.

**Table 1.** Photometric and physical properties of the host star and transit signal from previous studies.

Parameter	Value	Reference
$R$ (mag)	12.135	NASA Archive
$K_p$ (mag)	12.183	NASA Archive
Depth (ppm)	914	NASA Archive
Duration (hr)	14.7951	NASA Archive
$R_*$ ( $R_\odot$ )	$4.160 \pm 0.120$	Huber et al. (2013b)
$M_*$ ( $M_\odot$ )	$1.353 \pm 0.101$	Huber et al. (2013b)
$\rho_*$ ( $\text{g cm}^{-3}$ )	$0.02650 \pm 0.00049$	Huber et al. (2013b)

**Notes.** The data taken from the NASA Exoplanet Archive are available on <http://exoplanetarchive.ipac.caltech.edu>.

Both KOI-1299 b and Kepler-91 b are on tight orbits and present physical characteristics that deviate from those systems detected so far by the RV method.

## 2. Observations and data analysis

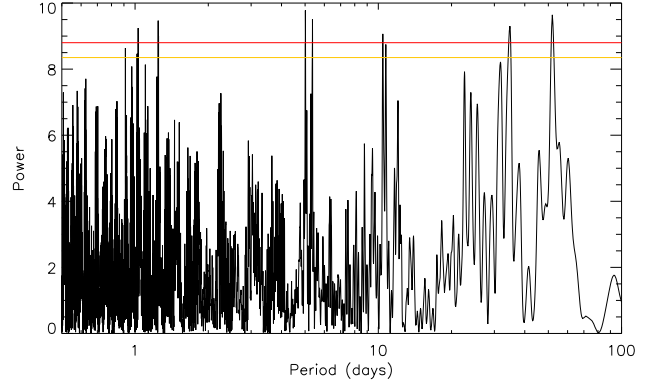
KOI-1299, was continuously monitored by *Kepler* from May 2009 to May 2013, being observed in all the 17 quarters in long-cadence mode and during eight quarters in short-cadence mode. It was recognized as a *Kepler* object of interest (KOI) by Borucki et al. (2011b), having shown a periodic dimming in the light curve every 52.5 d. A subsequent study of *Kepler* candidates by Huber et al. (2013b), making use of the asteroseismology technique, refined some parameters of this system. These were updated by Burke et al. (2014). We summarise relevant parameters in Table 1.

### 2.1. CAFE data

In 2012 we started a program to confirm a subset of *Kepler* candidates via spectroscopic follow-up observations. For this purpose, we utilized the Calar Alto Fiber Echelle (CAFE) spectrograph mounted on the 2.2-m Calar Alto telescope. CAFE is an échelle spectrograph capable of achieving an average resolution of  $R = 63\,000 \pm 4\,000$  in the optical regime. The nominal precision in measuring RVs of stellar objects, tested on known exoplanet host stars (Aceituno et al. 2013; Lillo-Box et al. 2014a), is as good as a few tens of  $\text{m s}^{-1}$ , sufficient to detect a signal caused by a close-in Jupiter-like planet.

We obtained 28 spectra of KOI-1299 during 16 nights of observations carried out in the 2013 and 2014 seasons, during the best visibility time of the *Kepler* field. The exposure time was 1800 s for most spectra, but increased to 2700 s for six spectra to compensate for the presence of thin clouds and veils. Each spectrum was extracted from the raw data using the pipeline provided by the Calar Alto observatory based on the extant R3D pipeline developed by Sanchez et al. (2006). In brief, each order of a spectrum is extracted from the flat-fielded and debiased science image thanks to a continuum image that traces the orders along the pixels. Each spectrum is calibrated in wavelength using the lines of a ThAr spectrum taken after the science frame.

RV measurements were obtained by cross-correlating each observed spectrum with a synthetic spectrum created from the stellar parameters found in the literature. In particular, the cross-correlation was done order by order and the final RV measurement was the median value of all those obtained. The RV values estimated are listed in Table A.1,



**Fig. 1.** Lomb–Scargle periodogram obtained from the CAFE RV measurements for KOI-1299. The red and orange lines represent the 5% and 10% false alarm probability, respectively.

together with their relative uncertainties. Finally, to better characterize KOI-1299, we combined several CAFE spectra of the star to obtain one with a high signal to noise, from which, following the methodology described in Fossati et al. (2010), we inferred the effective temperature of the star  $T_{\text{eff}}$  and its surface gravity  $\log g$ , see Table 2.

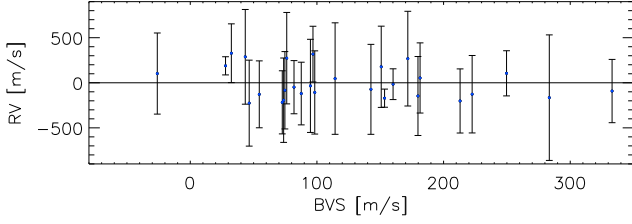
We first fitted the RV data by using the Systemic Console 2 package (Meschiari et al. 2009). To obtain the uncertainties relative to the fitted parameters, we performed both bootstrapping and MCMC simulations and adopted the larger values of the uncertainties found with the two methods. The different orbital solutions obtained from the bootstrapping simulations show a clear preference for an eccentric orbit.

As a sanity check, we obtained a Lomb-Scargle periodogram of the RVs, without considering the transit times from the photometry. Among the first three peaks we found  $P = 51.95$  d (with a false-positive probability of 0.0136), a value similar to that obtained from the *Kepler* photometry. This independent detection confirms our results and also CAFE’s ability to discover planetary-mass objects.

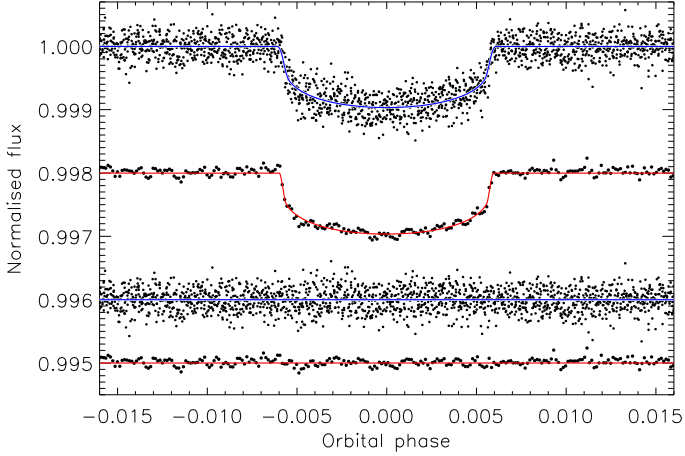
### 2.2. Excluding false positive scenarios

To rule out the possibility that KOI-1299 is a blended stellar binary system that mimics the observable properties of a transiting planet system, we analysed two high-resolution images of KOI-1299, in *J* and *K* bands, obtained with the NIRC2 imager mounted on the Keck II telescope, used in adaptive optics mode<sup>2</sup>. In such images, there is a clear detection of a nearby star at 1.1 arcsec, which is much fainter than KOI-1299 A, with  $\Delta_J = 5.68 \pm 0.04$  mag and  $\Delta_K = 5.19 \pm 0.01$  mag. We translated these differences in  $K_p$ -band magnitudes by using the formulae from Howell et al. (2012), obtaining that the component B is  $6.68 \pm 0.17$  mag fainter than KOI-1299 A in the *Kepler* band. Finally, using the relations from Lillo-Box et al. (2014b), we estimated the dilution effect of this faint star on the depth of the transit events, finding a correction of  $0.01 R_\oplus$  for the radius of the eclipsing object. This correction is much

<sup>2</sup> The images were published by David Ciardi on the Community Follow-up Observing Program (CFOP), <https://cfop.ipac.caltech.edu/home/>.



**Fig. 2.** Radial velocity (RV) versus bisector velocity span (BVS) for KOI-1299



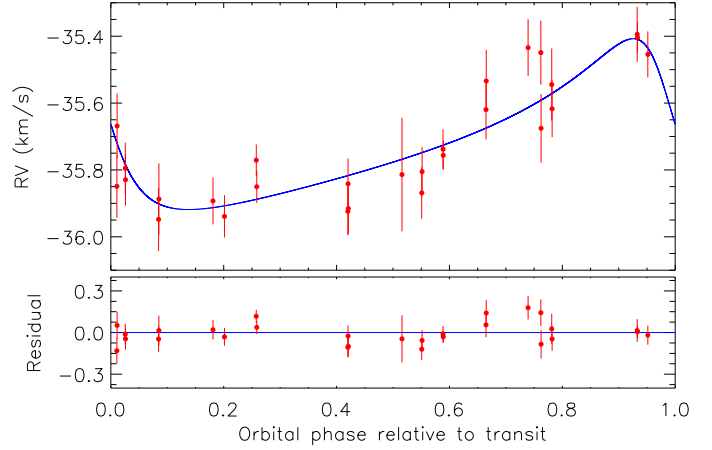
**Fig. 3.** *Kepler* long-cadence (top light curve) and short-cadence (bottom light curve) data around transit. The JKTEBOP best fits are shown using solid lines. The residuals of the fits are shown offset towards the base of the figure. We phase-binned the short-cadence data by a factor of 100 to make this plot clearer.

smaller than the uncertainty in our measurement of the radius of KOI-1299b. Another possibility that we have to consider is that the B component is actually an eclipsing binary. However, since we detected a RV signal of a planetary-mass object with the same periodicity as the transit signal and the companion is very faint, we find this scenario very unlikely. Instead, the most probable scenario is that the planet is orbiting component A and that B is just acting as a diluting source, having very small implications in the planet (and orbital) properties derived from the light curve.

Another possible source of false positives is stellar activity, which could mimic the presence of a planetary body in the RV signal. To rule out also this possibility, we determined the bisector velocity span (BVS) from the same spectra from which we obtained the RV measurements. The BVS values are plotted in Fig. 2 together with the best-fitting line, which is consistent with a horizontal line. Therefore, we did not find any significant correlation between the RV and the BVS.

### 3. Physical properties of the system

To determine the physical parameters of the system we simultaneously modelled the *Kepler* photometry and the CAFE RVs using the JKTEBOP code (see Southworth 2013 and references therein). The parameters of the fit were chosen to be the fractional radii of the two objects ( $r_\star = \frac{R_p}{a}$



**Fig. 4.** Upper panel: phased RVs for KOI-1299 red points) and the best fit from JKTEBOP (blue line). Lower panel: residuals of the RVs versus the best fit.

and  $r_p = \frac{R_p}{a}$  where  $a$  is the orbital semimajor axis), orbital inclination  $i$ , orbital period  $P_{\text{orb}}$ , reference transit midpoint  $T_0$ , velocity amplitude  $K_\star$ , systemic velocity  $V_\gamma$  of the star, the eccentricity ( $e$ ) and argument of periastron ( $\omega$ ) expressed using the combinations  $e \cos \omega$  and  $e \sin \omega$ .

The *Kepler* long-cadence and short-cadence data were each converted from flux to magnitude units. Data more than two transit durations from a transit midpoint (approximately 95% of the datapoints for both cadences) were rejected to aid computational efficiency. Each transit was rectified to zero differential magnitude by subtraction of a linear or quadratic polynomial trend, versus time, fitted to the out-of-transit datapoints. The short-cadence data were further treated by iteratively rejecting  $3\sigma$  outliers, totalling 1.2% of the datapoints. Errorbars for the data for each cadence were assigned to force a reduced chi-squared of  $\chi_\nu^2 = 1.0$ . The radial velocity errorbars were scaled by  $\sqrt{1.8}$  to achieve the same goal.

The very low ratio of the radii means that the transit is shallow and the partial phases (ingress and egress) are short. Their length is poorly determined by the data, leading to  $i$  and  $r_\star$  being highly correlated. The solution is indeterminate without outside constraints. Thankfully the asteroseismic density from Huber et al. (2013b) can be used to rescue the situation: under the assumption that  $M_\star \gg M_p$  the density is directly related to  $r_\star$  (Seager & Mallén-Ornelas 2003). We therefore fixed  $r_\star$  at the value for the known density (Table 1) and fitted for  $i$ . Limb darkening was specified using the quadratic law, whose coefficients were fixed at the theoretical values given by Sing (2010). We also assumed that, neglecting the detected B component, no other light came from the planet or from any additional object along the same sightline. The low sampling rate of the long-cadence data was dealt as in Southworth (2011).

The best fits are shown in Figs. 3 and 4. To determine error estimates we ran Monte Carlo and residual-permutation (Southworth 2008) simulations and adopted the larger of the two errorbars for each parameter. We also needed to account for the uncertainty in  $r_\star$ . We did this by calculating solutions with  $r_\star$  fixed at its asteroseismic value  $\pm$  its errorbar to determine the effect on each parameter, and

**Table 2.** Measured properties of the KOI-1299 system.

Parameter	Value
$T_{\text{eff}}$ (K)	$4850 \pm 100$
$\log g$ (cgs)	$3.0 \pm 0.5$
$T_0$ (BJD/TDB)	$2455477.02906 \pm 0.0014$
$P$ (d)	$52.50097 \pm 0.00021$
$K_*$ (km s $^{-1}$ )	$0.256 \pm 0.021$
$V_\gamma$ (km s $^{-1}$ )	$-35.73 \pm 0.014$
$e \cos \omega$	$0.256 \pm 0.071$
$e \sin \omega$	$0.469 \pm 0.038$
$e$	$0.535 \pm 0.030$
$\omega$ (degrees)	$61.3 \pm 7.9$
$r_*$	$0.06374 \pm 0.00039$
$r_p$	$0.001763 \pm 0.000022$
$i$ (degrees)	$88.9 \pm 1.3$
$M_p$ ( $M_{\text{Jup}}$ )	$4.87 \pm 0.48$
$R_p$ ( $R_{\text{Jup}}$ )	$1.120 \pm 0.036$
$g_p$ (m s $^{-2}$ )	$96 \pm 11$
$\rho_p$ ( $\rho_{\text{Jup}}$ )	$3.46 \pm 0.48$
$a$ (au)	$0.3034 \pm 0.0089$

added this in quadrature to the uncertainty from the Monte Carlo and residual-permutation simulations.

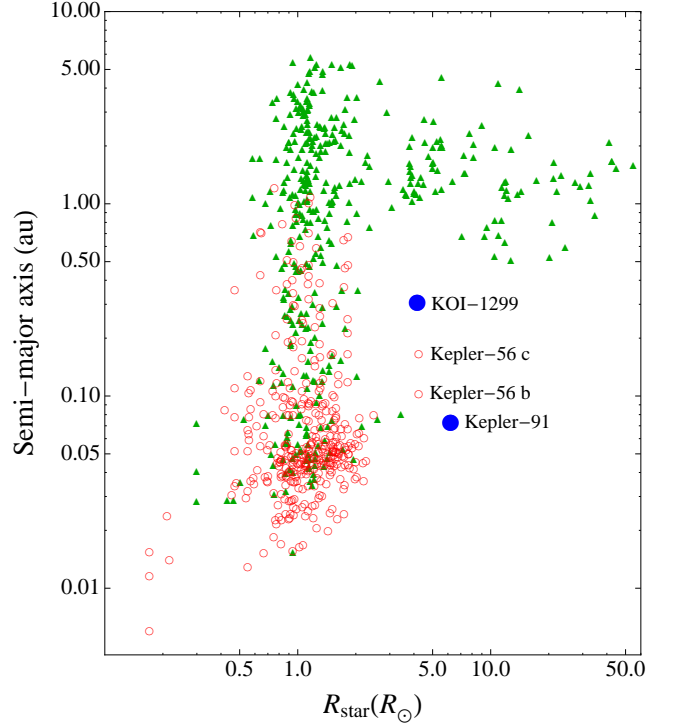
The result of this process was values for  $r_*$ ,  $r_p$ ,  $i$ ,  $P_{\text{orb}}$ ,  $T_0$ ,  $K_*$ ,  $V_\gamma$  and  $e$ . Independent results were calculated for both cadences and found to be consistent. We adopted those from the short-cadence data as they yield more precise parameter values. The final physical properties of the system were then calculated using standard formulae, and the uncertainties were propagated with a Monte Carlo approach. These results are collected in Table 2.

#### 4. Results and conclusions

We confirmed the planetary nature of the *Kepler* candidate KOI-1299 b, a planet with a mass of  $4.87 \pm 0.48 M_{\text{Jup}}$  and a radius of  $1.120 \pm 0.036 R_{\text{Jup}}$ , orbiting a K giant that is ascending the red giant branch. The planet has an eccentric orbit ( $e = 0.535 \pm 0.030$ ) with a period of  $52.50097 \pm 0.00021$  d. After Kepler-56 b,c and Kepler-91 b, KOI-1299 b becomes the fourth known transiting planet orbiting around an evolved star. These planets have quite different characteristics compared to those detected by the RV method, and cover regions of parameters spaces that were desert till now, see Fig.5. They are also important indicators of the formation processes and evolutionary scenarios for planets around early-type stars.

Mazeh et al. (2013) found no significant transit time variations for KOI-1299, and our RV data do not show any hint of a trend due to a longer-period companion. Further RVs and a longer timespan are necessary to constrain the possible presence of a third body which may be responsible for the location and eccentricity of KOI-1299 b.

Since KOI-1299 A is still evolving and expanding, this planetary system is very interesting also from a dynamical point of view. Currently, the planet reaches the minimum distance of  $7.29 \pm 0.52 R_*$  at periastron, while at apastron is  $24.08 \pm 0.85 R_*$  away. However, at the end of the red giant branch the star will have a radius of  $\sim 8 R_\odot$  and, if we exclude a possible orbital decay due to angular momentum transfer mechanism, the distance of the planet from the star at the periastron will be  $\sim 3.8 R_*$ . This means that



**Fig. 5.** Stellar radii and semi-major axis of the orbits of known planetary systems. Green triangles denote systems found by RV method, while red circles are for those found with transit method. Blue points highlight the positions of KOI-1299 and Kepler-91.

the planet will be not devoured by its parent star but will instead accompany it towards a more distant common fate.

**Acknowledgements.** This letter was contemporaneously submitted with that by Ortiz et al., who also confirm the planetary nature of KOI-1299 b. Based on observations obtained with the 2.2-m telescopes at the Calar Alto Observatory and the publicly available data obtained with the NASA space satellite *Kepler*. The Keck images used in this work were taken by David Ciardi. SC thanks D. Gandolfi, M. I. Jones, L. Fossati and M. Ortiz for useful discussion.

#### References

- Aceituno, J., Sánchez, S. F., Grupp, F., et al. 2013, A&A, 552, A31
- Borucki, W. J., Koch, D., Basri, G., et al. 2011a, ApJ, 728, 20
- Borucki, W. J., Koch, D., Basri, G., et al. 2011b, ApJ, 736, 19
- Burke, C. J., Bryson, S. T., Mullally, F., et al. 2014, ApJ, 210, 19
- Charpinet, S., Fontaine, G., Brassard, P., et al. 2012, Nature, 480, 496
- Fabrycky, D. C., Lissauer, J. J., et al. 2014, ApJ, 790, 146
- Faigler, S., Tal-Or, L., Mazeh, T., et al. 2013, ApJ, 771, 26
- Fossati, L., Bagnulo, S., Elmasli, A., et al. 2011, ApJ, 720, 872
- Hébrard, G., Almenara, J.-M., et al. 2013 A&A, 554, A114
- Holman, M. J., Fabrycky, D. C., et al. 2010, Science, 330, 51
- Howard, A., Sanchis-Ojeda, R., et al. 2013, Nature, 503, 381
- Howell, S. B., Rowe, J. F., Bryson, S.T., et al. 2012, ApJ, 746, 123
- Huber, D., Carter, J. A., Barbieri, M., et al. 2013a, Science, 342, 331
- Huber, D., Chaplin, W. J., et al. 2013b, ApJ, 767, 127
- Jones, M. I., Jenkins, J. S., Bluhm, P., et al. 2014, A&A, 566, A113
- Lillo-Box, J., Barrado, D., Moya, A., et al. 2014, A&A, 562, A109
- Lillo-Box, J., Barrado, D., Bouy, H., et al. 2014, A&A, 566, A103
- Lillo-Box, J., Barrado, D., Henning, Th., et al. 2014, A&A, 568, L1
- Marcy, G. W., Isaacson, H., et al. 2014, ApJS, 210, 20
- Mazeh, T., Nachmani, G., Holczer, T., et al. 2013, ApJ, 208, 16
- Meschiari, S., Wolf, A. S., Rivera, E., et al. 2009, PASP, 121, 1016
- Pepe, F., Cameron, A. C., et al. 2013, Nature, 503, 377
- Pepe, F., Ehrenreich, D., Meyer, M. R., et al. 2014, Nature, 513, 358
- Quintana, E. V., Rowe, J. F., Barclay, T., et al. 2013, ApJ, 767, 137

- Sánchez S. F., 2006, AN, 327, 850  
Seager, S., Mallén-Ornelas, G., 2003, ApJ, 585, 1038  
Sing, D. 2010, A&A, 510, A21  
Sliski, D. H., Kipping, D. M. 2014, ApJ, 788, 148  
Southworth, J. 2008, MNRAS, 386, 1644  
Southworth, J. 2011, MNRAS, 417, 2166  
Southworth, J. 2013, A&A, 557, A119  
Steffen, J. H., Fabrycky, D. C., et al. 2013, MNRAS, 428, 1077  
Xie, J-W 2013, ApJS, 208, 22

**Appendix A: Radial velocity measurements****Table A.1.** BVS and RV measurements of KOI-1299.

Date of observation BJD-2450000	BVS $\text{m s}^{-1}$	RV $\text{km s}^{-1}$	err <sub>RV</sub> $\text{km s}^{-1}$
6418.5145	32.43	-35.394	0.061
6418.5390	96.87	-35.404	0.034
6426.4901	46.53	-35.948	0.070
6426.5199	283.46	-35.887	0.079
6431.5465	153.41	-35.893	0.052
6432.6174	72.63	-35.939	0.047
6435.5761	81.90	-35.771	0.035
6435.6233	54.48	-35.850	0.036
6496.6430	73.72	-35.915	0.057
6501.6327	333.03	-35.814	0.126
6505.4502	160.12	-35.738	0.044
6505.4721	94.86	-35.757	0.032
6513.3674	43.42	-35.434	0.063
6514.5522	76.16	-35.449	0.071
6514.5742	114.34	-35.676	0.076
6515.5659	150.76	-35.545	0.080
6515.6022	249.71	-35.617	0.063
6524.5087	171.76	-35.454	0.051
6811.6033	213.03	-35.924	0.053
6811.6253	87.62	-35.842	0.056
6818.4792	179.78	-35.869	0.057
6818.5115	74.71	-35.805	0.055
6824.4574	-26.04	-35.620	0.066
6824.4794	27.84	-35.534	0.069
6842.6148	222.54	-35.849	0.070
6842.6368	181.43	-35.669	0.072
6843.3949	142.63	-35.795	0.057
6843.4168	98.29	-35.829	0.057