

Gluon Fusion Contribution to VHj Production at Hadron Colliders

Pankaj Agrawal¹ and Ambresh Shivaji²

¹Institute of Physics, Sachivalaya Marg, Bhubaneswar, Odisha, INDIA - 751005

²Regional Centre for Accelerator-based Particle Physics, Harish-Chandra Research Institute, Chhatnag Road, Jhusi, Allahabad 211019, India

August 27, 2018

Abstract

We study the associated production of an electroweak vector boson and the Higgs boson with a jet via gluon-gluon fusion. At the leading order, these processes occur at one-loop level. The amplitudes of these one-loop processes are gauge invariant and finite. Therefore, their contributions towards the corresponding hadronic cross sections and kinematic distributions can be calculated separately. We present results for the Large Hadron Collider and its discussed upgrades. We find that the gluon-gluon one-loop process gives dominant contribution to the $\gamma H j$ production. We observe a destructive interference effect in the $gg \rightarrow ZHj$ amplitude. We also find that in the high transverse momentum and central rapidity region, the ZHj production cross section via gluon-gluon fusion becomes comparable to the cross section contributions coming from quark-quark and quark-gluon channels.

PACS numbers: 12.38-t, 12.38.Bx, 13.85.Lg

Keywords: LHC, Gluon Fusion, Higgs, One-loop

With the discovery of the Higgs boson [1, 2] at the Large Hadron Collider (LHC), the standard model and its symmetry-breaking mechanism have been validated. The CMS and ATLAS collaborations are measuring its properties. The Higgs boson was discovered through $gg \rightarrow H$ production mechanism. Since then signals of other production mechanisms have also been examined. In particular, the associated production of the Higgs boson with an electroweak boson has been explored [3, 4]. To ensure that the discovered Higgs boson is indeed the standard model Higgs boson, there is a need to detect as many of its signatures as possible. Furthermore, since there is no signal that points to new physics beyond the standard model, there is a need to look for standard model processes that do not have large but accessible cross sections, and can be enhanced/modified by new physics effects.

The LHC and its proposed upgrades provide us an opportunity to explore two types of processes in more details: a) the processes which, in the standard model, begin at the one-loop level (one-loop being the leading order (LO)); b) gluon-gluon scattering processes. As the centre-of-mass energy increases, the gluon-gluon luminosity increases, making many more processes observable. Study of such relatively rare processes is complementary to new physics searches at high energy colliders. Thus, the LHC provides a unique opportunity for testing many of the standard model predictions which was not possible at earlier high energy colliders. For example, many one-loop gluon-gluon fusion processes are/will be accessible only at the LHC [5–10]. These gluon fusion one-loop processes can be studied both in the signal and background categories.

In this letter, we are interested in the gluon-gluon contribution to the $pp \rightarrow V H j + X$ hadronic processes, i.e.,

$$g + g \rightarrow V H j, \quad (1)$$

where V is an electroweak vector boson and ‘ j ’ stands for a light-quark, or gluon initiated jet. The amplitude of the process $gg \rightarrow W^\pm H j$ is trivially zero due to the electromagnetic charge conservation. Therefore, V would refer to a photon or a Z boson. This process occurs at the one-loop via triangle, box, and pentagon diagrams. Since quarks carry both the electroweak and color charges, the leading order contribution comes from quark-loop diagrams. The prototype quark-loop diagrams are shown in Fig. 1 [11]. (We have not displayed some of the triangle and bubble diagrams which do not contribute due to the vanishing color factor.) For the $\gamma H j$ case, only pentagon class of diagrams contribute. The box diagrams with qqH coupling do not contribute because of the Furry’s theorem. Due to the same reason, the leading order $gg \rightarrow \gamma H$ amplitude vanishes. There are a total 24 pentagon diagrams. However, due to charge conjugation symmetry only 12 of those are independent. The full amplitude is proportional to the symmetric color factor d^{abc} .

In the ZHj case, box and triangle diagrams also contribute. Once again there are 12 independent pentagon (PEN) diagrams. There are two types of box diagrams depending on the nature of the Higgs coupling. The number of independent box diagrams with ZZH coupling (BX2) is 3. Because of the nonsymmetric color factors, in the case of PEN and BX2 amplitudes both the vector and axial-vector pieces of the Z boson coupling with quarks contribute. In the case of box diagrams with qqH coupling (BX1), there are 9 (3×3) independent diagrams due to self gluon coupling. There are also 3 independent triangle (TR) diagrams. In the case of BX1 and TR diagrams, contribution of the vector part of the qqZ coupling vanishes due to the Furry’s theorem. The vector and axial-vector parts of the full amplitude are proportional to the symmetric color factor d^{abc} and antisymmetric color factor f^{abc} respectively. Except the top quark, all other quarks

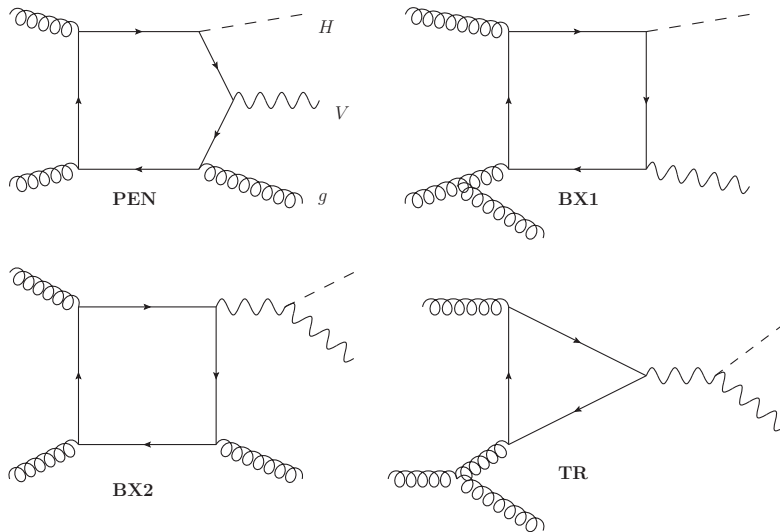


Figure 1: Classes of diagrams contributing to the $gg \rightarrow VHj$ processes. The complete set of diagrams can be generated by permuting the external legs. The leading order $gg \rightarrow \gamma H j$ amplitude receives contribution only from the pentagon diagrams.

in the loop are treated massless. Therefore, in the diagrams involving qqH coupling, we take only the top quark contribution. Since the axial-vector part of the amplitude is proportional to the isospin quantum number T_3^q , only third generation quarks (which have large mass difference) give contribution. The triangle and box diagrams involving ZZH coupling are anomalous, therefore both the top and bottom quark contributions are taken. We ignore the contribution of the top quark loop of the BX2 diagrams in the case of vector ttZ coupling due to its large mass and no compensating factor from the couplings.

The amplitudes of the gluon fusion processes under consideration have following structure:

$$\mathcal{M}(gg \rightarrow \gamma H j) = i \frac{d^{abc}}{2} \mathcal{M}_V^{\text{PEN}}, \quad (2)$$

$$\mathcal{M}(gg \rightarrow ZH j) = i \frac{d^{abc}}{2} \mathcal{M}_V + \frac{f^{abc}}{2} \mathcal{M}_{\text{AV}}, \quad (3)$$

$$\mathcal{M}_V = \mathcal{M}_V^{\text{PEN}} - \mathcal{M}_V^{\text{BX2}}, \quad (4)$$

$$\mathcal{M}_{\text{AV}} = \mathcal{M}_{\text{AV}}^{\text{PEN}} + \mathcal{M}_{\text{AV}}^{\text{BX1}} - \mathcal{M}_{\text{AV}}^{\text{BX2}} - \mathcal{M}_{\text{AV}}^{\text{TR}}, \quad (5)$$

where the subscripts ‘V’ and ‘AV’ stand for the vector and axial-vector parts of the amplitude. Since the vector and axial-vector parts of the amplitude have symmetric and antisymmetric color factors, they do not interfere at the amplitude-squared level. Note that the leading order gluon fusion process $gg \rightarrow VHj$ contributes to the corresponding hadronic process at next-to-next-to-leading order (NNLO) in strong coupling parameter α_s . It also contributes to the QCD next-to-leading order (NLO) correction of $gg \rightarrow VH$ [12–14].

To calculate this amplitude, we follow a semi-numerical approach. As a first step, the traces of gamma-matrices in the prototype diagrams are calculated using FORM [15] in n dimensions.

This demands an implementation of a suitable n -dimensional prescription for γ^5 in **FORM**. The gamma-matrices traces involving γ^5 can also be calculated in four dimensions. This will lead to spurious/anomalous terms in amplitudes suffering from chiral anomaly. It is known that such anomalous terms contribute to the quark mass independent rational piece of the amplitude [16,17]. Since the standard model is free from anomaly, the spurious terms are expected to get canceled between the up-type and down-type quark contributions of a given quark generation. Since all the gamma-matrices in the trace are contracted either with the momenta or polarizations, the trace calculation does not lead to any explicit n dependence. The amplitude at this stage can be cast in terms of tensor integrals. It has rank-four, five-point functions as the most complicated tensor integrals. In standard notations, a rank-four, five-point tensor integral can be written as,

$$E^{\mu\nu\rho\sigma} = \int \frac{d^n l}{(2\pi)^n} \frac{l^\mu l^\nu l^\rho l^\sigma}{d_0 d_1 d_2 d_3 d_4}, \quad (6)$$

where l is the loop momentum, n is the space-time dimension and d_i 's are loop momentum dependent scalar propagators. The tensor integrals are known to be expressible in terms of scalar integrals [18]. This is the most important part of any multileg one-loop computation. We reduce pentagon tensor integrals into box tensor and scalar integrals using the fact that in four dimensions the loop momentum (l) can be expressed as a linear combination of four independent external momenta which are available in a five-point ($2 \rightarrow 3$) process. The same fact is used to write a pentagon scalar integral in terms of five box scalar integrals [17,19]. Since the pentagon tensor integrals are ultraviolet (UV) finite, their reduction into box tensor and scalar integrals can be carried out in four dimensions consistently [20,21]. We follow the methods of Oldenborgh and Vermaseren (OV) [22] to reduce the box and lower-point tensor integrals. This part of the reduction is performed in $n = 4 - 2\epsilon$ dimensions to regulate the bad ultraviolet behaviour of tensor integrals. In OV method, the organization of tensor integrals in terms of generalized Kronecker deltas promises a greater numerical stability of the reduction procedure. The complete one-loop tensor reduction library, **OVR**educe, is developed (in **FORTRAN**) to carry out the numerical reduction of one-loop tensor integrals required in $2 \rightarrow 3$ processes [7]. The singular structure of any one-loop amplitude is, thus, encoded in various scalar integrals of box, triangle, bubble and tadpole types. We use **OneL**oop library [23] to compute all the required scalar integrals. It uses dimensional regularization to regulate both the UV and infrared (IR) singularities. We require only one prototype pentagon and BX2 amplitudes to generate the vector part of the full amplitude. On the other hand, to generate the full axial-vector part of the amplitude, we require three prototype pentagon amplitudes, three BX1 amplitudes, one BX2 amplitude and one TR amplitudes. This is to ensure that permutation of momenta and polarizations is consistent with the permutation of external legs and their couplings with the massive quarks.

We perform many checks to ensure the correctness of the VHj amplitudes. The amplitudes are expected to be both ultraviolet and infrared (due to massless quarks) finite. This is an important check on the amplitudes. The IR finiteness holds for each quark loop diagram [24]. The UV finiteness is expected only in gauge invariant subamplitudes, however, there are amplitudes which are individually UV finite from naive power counting. For example, each pentagon amplitude and each axial-vector part of BX1, BX2 and TR amplitudes are UV finite. As an ultimate check, we have checked the gauge invariance of amplitudes with respect to all the gauge currents. We do it numerically by replacing their polarization vectors with their respective 4-momenta, $\epsilon_\mu(k) \rightarrow k_\mu$.

The vector part of the amplitude is gauge invariant with respect to the Z boson. However, due to the explicit breaking of the chiral symmetry in presence of massive quarks, the axial-vector part of the amplitude is not gauge invariant with respect to the Z boson. We have checked explicitly that the quantum anomaly is canceled between the top and bottom quark contributions. The three-body phase space is generated using the phase space generator **RAMBO** [25]. Because of a very large and complicated expression of the amplitudes, we calculate the (helicity/ polarized) amplitudes before squaring them. The parton level phase space integration and convolution of partonic cross section with the gluon distribution functions are done using the monte-carlo integration method based on **VEGAS** [26]. To minimize the computation time, we perform the evaluation in a parallel environment with the help of the **AMCI** package [27] based on the **PVM** [28] parallel networking software. The computation of multileg, one-loop amplitudes often suffers from the issue of numerical instability due to the small Gram determinants for certain phase space points. Since the number of such phase space points is not very large, we systematically ignore their contribution by implementing a set of Ward-Identities. More details on this can be found in Refs. [29, 30].

| \sqrt{S} (TeV) | 8 | 13 | 14 | 33 | 100 |
|--|----|-----|-----|------|---------------|
| $\sigma_{\text{GG}}^{\gamma H j, \text{LO}}$ [ab] | 72 | 268 | 320 | 2029 | 13435 (12734) |
| $\sigma_{\text{QQ+QG}}^{\gamma H j, \text{LO}}$ [ab] | 26 | 81 | 96 | 491 | 2667 (1312) |

Table 1: A comparison of parton channels contributing to $pp \rightarrow \gamma H j$ hadronic cross section. The numbers in bracket in 100 TeV column are with a minimum p_T^j cut of 50 GeV.

We now present the numerical results for the VHj processes. We have taken $m_t = 173$ GeV and $M_H = 126$ GeV. Following kinematic cuts are applied to obtain the results discussed below,

$$p_T^j > 30 \text{ GeV}, p_T^\gamma > 20 \text{ GeV}, |y^j| < 4.5, |y^\gamma| < 2.5, \Delta R^{\gamma j} > 0.4. \quad (7)$$

We use **cteq611** parton distribution functions [31] and choose $\mu_R = \mu_F = M_H$ as the common central scale for renormalization and factorization. In Table 1, we compare the LO gluon-gluon (GG) contribution to $pp \rightarrow \gamma H j$ with the contribution from the leading order quark-quark (QQ) and quark-gluon (QG) initiated process at various collider centre-of-mass energies. The contribution from QQ+QG channel involving $\gamma\gamma H$ and $Z\gamma H$ one-loop couplings is expected to be negligible because of the large electroweak coupling suppression. The leading order QQ+QG channel contribution is calculated using **MG5** [32]. Due to small bottom quark mass and low bottom quark flux in proton, the QQ+QG contribution is smaller than the GG contribution. However, the hadronic cross section in the gluon-gluon fusion channel itself is very small (~ 0.3 fb at 14 TeV) due to the top quark propagator suppression in the pentagon amplitudes. With this cross section, in run II of the LHC, we would expect about 100 such events. We also see that the ratio of GG channel and QQ+QG channel cross sections increases as the centre-of-mass energy increases. It

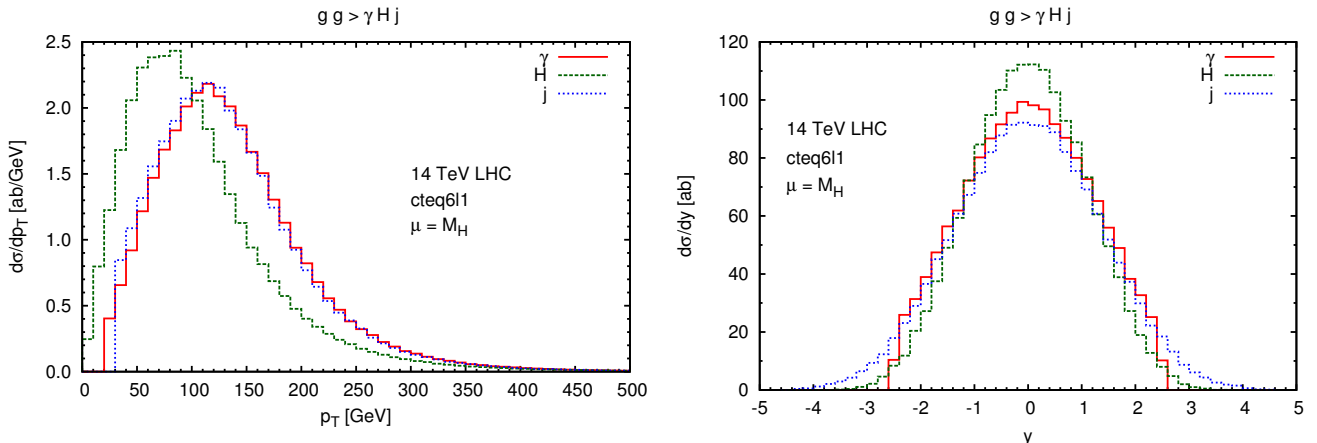


Figure 2: Transverse momentum and rapidity distributions of the final state particles in $gg \rightarrow \gamma H j$.

is expected due to the faster increase in the GG luminosity with centre-of-mass energy. With proper background suppression strategies, one may be able to observe this process at HL-LHC and HE-LHC. In figure 2, we display the transverse momentum (p_T) and rapidity (y) distributions of the final state particles in the $\gamma H j$ case. Note that the p_T distributions for both the photon and the jet are well defined in the collinear region ($p_T \rightarrow 0$). This is so because the amplitude for $gg \rightarrow \gamma H j$ receives contribution only from massive quark loop diagrams¹.

We have seen that unlike in the case of $\gamma H j$, the $Z H j$ production via gluon-gluon fusion also involves box and triangle diagrams with both massive and massless quarks in the loop. At 14 TeV, the $Z H j$ cross section is about 73 (64) fb with `cteq6l1` (`cteq6m`) parton distributions and fixed scale choice $\mu = M_H$. We observe that almost all the contribution to the cross section comes from the axial-vector or color antisymmetric part of the amplitude. At 14 TeV LHC, the vector and axial-vector contributions are, $\sigma_V = 0.10$ fb and $\sigma_{AV} = 73.36$ fb respectively. There are many gauge invariant subamplitudes in the $gg \rightarrow Z H j$ amplitude. The nature of interference among them can be considered as an important prediction of the standard model. We have two sets of gauge invariant subamplitudes – one involving $t\bar{t}H$ coupling and the other involving ZZH coupling. Like in many associated Higgs production processes, we find that there is a very strong destructive interference between the two sets of amplitudes [33, 34]. To illustrate this feature, in figure 3, we have given p_T distributions of the Higgs boson considering only one gauge invariant set of amplitudes at a time. This is very similar to the destructive interference effect seen in $gg \rightarrow ZH$ amplitude; it is also shown in the right panel of figure 3. To quantify the interference effect in the $Z H j$ production, we have calculated the contributions of different gauge invariant sets towards the hadronic cross section. At 14 TeV, the cross sections are, $\sigma_{t\bar{t}H} = 52.56$ fb, $\sigma_{ZZH} = 211.78$ fb, and $\sigma_{t\bar{t}H+ZZH} = 73.56$ fb. In presence of new physics in the Higgs sector, such a strong interference effect may lead to a very different predictions for both the cross section and kinematic distributions. For example, if we introduce deviations (due to new physics) in the $t\bar{t}H$ and ZZH couplings through the scale factors $C_{t\bar{t}H}$ and C_{ZZH} respectively,

¹ A collinear singular configuration involves three massless lines at a vertex.

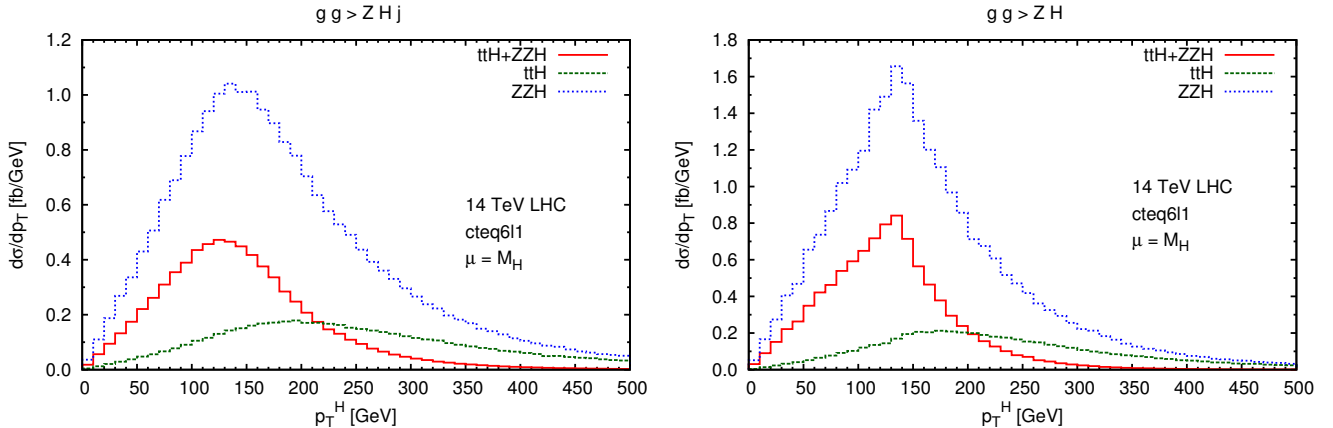


Figure 3: p_T distributions of the Higgs boson displaying the strong interference effect between the gauge invariant subamplitudes involving ttH and ZZH couplings in $gg \rightarrow ZHj$ and $gg \rightarrow ZH$ processes.

the ZHj cross section at 14 TeV can be parametrized as,

$$\sigma_{GG}^{pp \rightarrow ZHj} |_{\sqrt{s}=14\text{TeV}} = 52.56 C_{ttH}^2 + 211.78 C_{ZZH}^2 - 190.78 C_{ttH} C_{ZZH}. \quad (8)$$

The standard model prediction corresponds to $C_{ttH} = C_{ZZH} = 1$. In figure 4, we give the variation of this cross section by changing the anomalous parameters by 20 % around their standard model values. Note that the effects of these parameters on the cross section is opposite in nature within the range they are varied. Also, because of a larger contribution from ZZH coupling diagrams which is due to the inclusion of light quark diagrams, the net cross section is more sensitive to variation in C_{ZZH} .

In figure 5, the p_T and rapidity distributions for the jet is shown. Since the final state gluon can originate as radiation from the initial state gluons (as in BX1 and TR diagrams), the majority of events come from low p_T region of the jet. We have calculated the $gg \rightarrow ZHj$ hadronic cross section at 8, 13, 14, 33 and 100 TeV collider centre-of-mass energies. In going from 8 TeV to 14 TeV, the cross section increases by about a factor of 5 due to an increase in the gluon flux at a higher energy. In Table 2, we have compared the gluon-gluon (GG) contribution to $pp \rightarrow ZHj$ with the LO and NLO quark-quark (QQ) and quark-gluon (QG) predictions at various collider centre-of-mass energies. The NLO correction to this process has been computed in recent past [35, 36]. We have obtained the NLO results using MG5_aMC@NLO [37] with cteq6m parton distributions. As expected, the relative importance of the GG contribution increases with the increasing collider energy. To illustrate this, we have displayed two ratios $R_1 (= \sigma_{QQ+QG}^{ZHj, LO} / \sigma_{GG}^{ZHj, LO})$ and $R_2 (= (\sigma_{QQ+QG}^{ZHj, NLO} - \sigma_{QQ+QG}^{ZHj, LO}) / \sigma_{GG}^{ZHj, LO})$ in the table. The ratio R_2 suggests that even at 8 TeV, the GG contribution becomes comparable to the NLO *enhancement* of QQ+QG contribution. Nevertheless, the net contribution from the QQ+QG channel remains dominant at all energies. In the 14 TeV column, the numbers are presented with the percentage scale uncertainties. For that we have varied the scale by a factor of 2 about the central value $\mu = M_H$. A large scale uncertainty in the GG predictions is typical to many other gluon-gluon fusion processes which can be reduced by including the higher order corrections. One example of such a process is $gg \rightarrow H$ which has

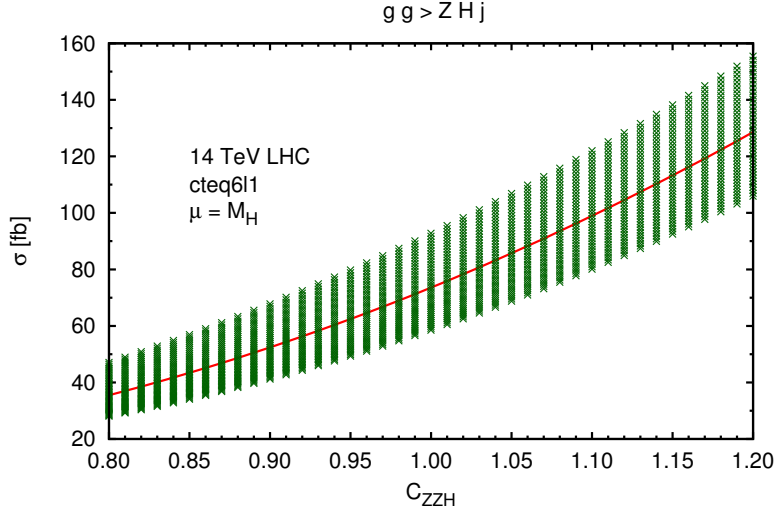


Figure 4: Variation of ZHj cross section with the anomalous parameters C_{ZZH} and C_{ttH} at $\sqrt{S} = 14$ TeV. The central line corresponds to $C_{ttH} = 1$, while the vertical spread about this line is due to the variation of C_{ttH} between 0.80 and 1.20, $C_{ttH} = 1.20$ being at the lower end.

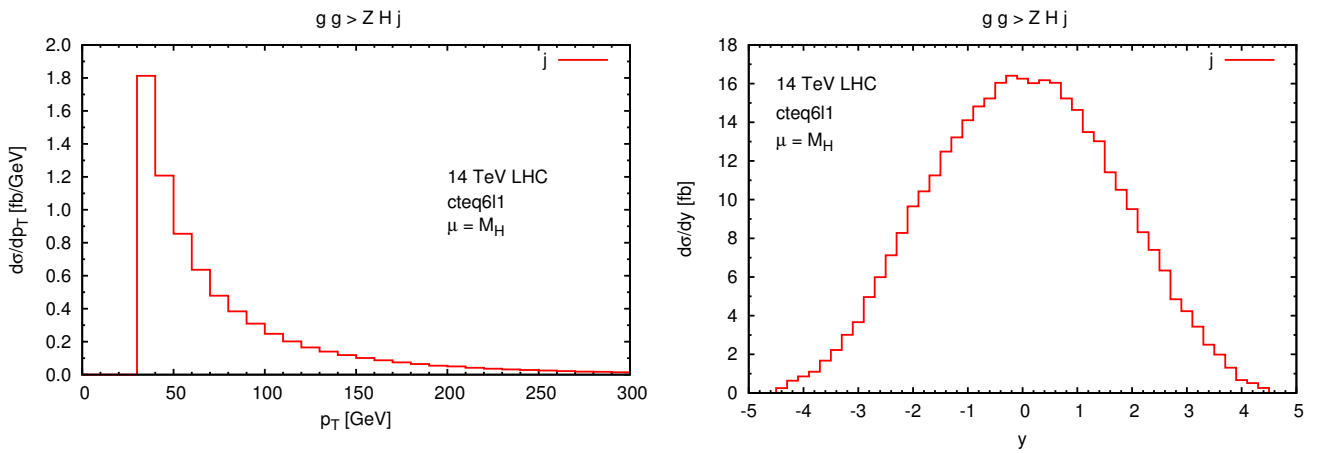


Figure 5: Transverse momentum and rapidity distributions of the jet in $gg \rightarrow ZHj$.

| \sqrt{S} (TeV) | 8 | 13 | 14 | 33 | 100 |
|--|--------|--------|-----------------------------|---------|-------------------|
| $\sigma_{GG}^{ZHj, LO}$ [fb] | 14.96 | 63.93 | $73.56^{+52.6\%}_{-32.1\%}$ | 535.30 | 4270.71 (2788.90) |
| $\sigma_{QQ+QG}^{ZHj, LO}$ [fb] | 95.12 | 226.80 | $256.52^{+11.7\%}_{-9.9\%}$ | 955.00 | 4143.34 (2715.82) |
| $\sigma_{QQ+QG}^{ZHj, NLO}$ [fb] | 114.20 | 266.90 | $302.60^{+3.0\%}_{-3.4\%}$ | 1076.00 | 4414.00 (3087.21) |
| $R_1 = \frac{\sigma_{QQ+QG}^{ZHj, LO}}{\sigma_{GG}^{ZHj, LO}}$ | 6.36 | 3.55 | 3.49 | 1.78 | 0.97 (0.97) |
| $R_2 = \frac{\sigma_{QQ+QG}^{ZHj, NLO} - \sigma_{QQ+QG}^{ZHj, LO}}{\sigma_{GG}^{ZHj, LO}}$ | 1.27 | 0.63 | 0.63 | 0.23 | 0.06 (0.13) |
| $\sigma_{GG}^{ZH, LO}$ [fb] | 24.60 | 82.38 | $97.70^{+32.1\%}_{-22.7\%}$ | 569.90 | 3764.63 |

Table 2: A comparison of partonic channels contributing to $pp \rightarrow ZHj$ hadronic cross section. We use `cteq611` (`cteq6m`) for LO (NLO) results and $\mu_F = \mu_R = M_H$. The numbers in bracket in 100 TeV column are with a minimum p_T^j cut of 50 GeV.

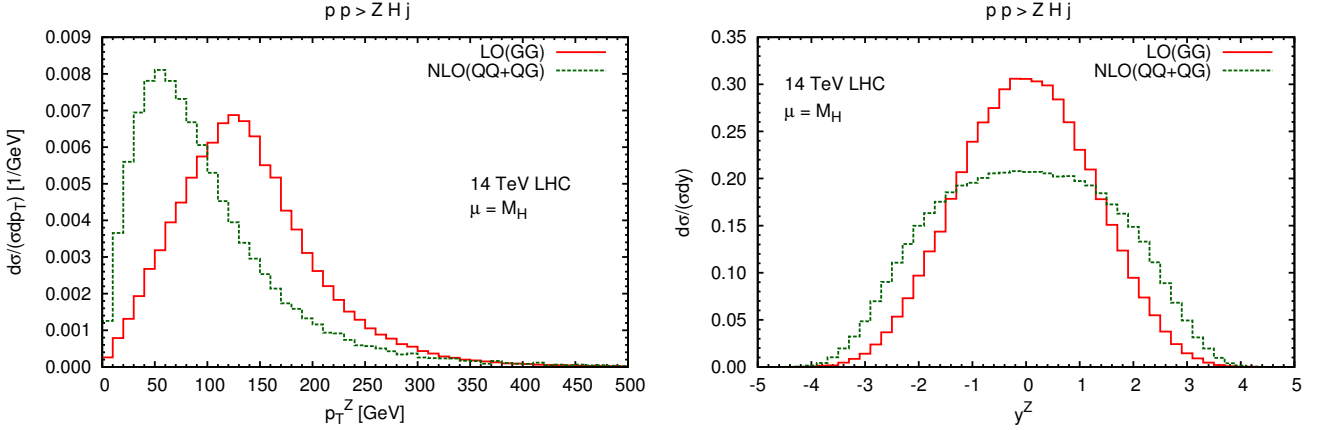


Figure 6: A comparison of the LO (GG) and NLO (QQ+QG) contributions to the transverse momentum and rapidity distributions (normalized by cross sections) of the Z boson.

been widely studied in the literature [38]. The GG numbers for 100 TeV should be interpreted carefully. In the last row of the table, we also report $gg \rightarrow ZH$ hadronic cross sections. Note that, the $gg \rightarrow ZHj$ cross section exceeds $gg \rightarrow ZH$ cross section at $\sqrt{S} = 100$ TeV for a minimum p_T^j cut of 30 GeV. This is a reflection of the fact that at such high energies, the cross section is also influenced by the large-log terms like $\ln(p_T^2/S)$. Due to this, the fixed-order perturbative

cross section prediction cannot be reliable below certain p_T and one needs to resum these large logarithms. Therefore, in the table, we have also reported the cross section at 100 TeV with $p_T^j > 50$ GeV.

We have also compared the normalized p_T and rapidity distributions of the Z boson at LO(GG) and NLO(QQ+QG). It is shown in figure 6. The difference between the two contributions is consistent with the fact that at higher p_T , the region of parton distributions with smaller momentum fraction x is easily accessible and gluon distributions are more important in this region. This comparison suggests that at high p_T and low rapidity the GG contribution is relatively more important along with the dominant QQ+QG channel contribution. The p_T and rapidity distributions of the Higgs also show a similar characteristic difference, however, the same is not true for the distributions of the jet.

In conclusion, we have studied the gluon-gluon fusion contribution to the $pp \rightarrow VHj$ process, where $V \in \{\gamma, Z\}$. It is a NNLO contribution in α_s . We find that the hadronic cross section for γHj is only about 0.3 fb at 14 TeV LHC, however, it is much larger than the leading order quark-quark and quark-gluon contribution which is only about 0.01 fb at 14 TeV. This raises the possibility of observing the production of the Higgs boson in association with a photon with sufficient integrated luminosity at the LHC. In the ZHj case, apart from the GG fusion contribution, we have used `MG5_aMC@NLO` to estimate the NLO corrections to the QQ+QG contribution. We find that at 13 or 14 TeV centre of mass energy, the gluon-gluon contribution is comparable to the NLO corrections. At higher centre-of-mass energies, the GG contribution becomes even more important and can become comparable to the QQ+QG contributions. In the ZHj case, we also observe a destructive interference between the two gauge invariant sets of amplitudes involving ttH and ZZH couplings. Any modification to these couplings due to new physics effects can spoil the interference effect and lead to a very different prediction. A suitable p_T and rapidity cuts can be employed to enhance the signal from this channel while comparing it with quark-quark and quark-gluon channels. For realistic predictions the parton shower effects should also be included which is beyond the scope of the present work. Like many other gluon-gluon fusion LO processes, the processes considered here too suffer from a large scale uncertainty. By computing higher order QCD corrections, the scale uncertainty can be reduced. However, this will be quite challenging at the NLO as it requires evaluation of one-loop six-point functions and two-loop five-point functions.

Acknowledgements

We would like to acknowledge the use of Cluster Computing facility available at the Institute of Physics, Bhubaneswar. AS would like to acknowledge the hospitality of the institute where the present work was initiated. AS would also like to thank Manoj Mandal, Marco Zaro and Rikkert Frederix for their technical help with the `MG5_aMC@NLO` package. The work of AS is partially supported by funding available from the Department of Atomic Energy, Government of India, for the Regional Centre for Accelerator-based Particle Physics, Harish-Chandra Research Institute.

References

- [1] G. Aad *et al.* [ATLAS Collaboration], Phys. Lett. B **716**, 1 (2012) [arXiv:1207.7214 [hep-ex]].

- [2] S. Chatrchyan *et al.* [CMS Collaboration], Phys. Lett. B **716**, 30 (2012) [arXiv:1207.7235 [hep-ex]].
- [3] See, e.g., S. Chatrchyan *et al.* [CMS Collaboration], Phys. Rev. D **89**, 012003 (2014).
- [4] See, e.g., P. Agrawal and S. D. Ellis, Phys. Lett. B **229**, 145 (1989); P. Agrawal, D. Bowser-Chao, K. Cheung, Phys. Rev. D **51**, 6114 (1995).
- [5] P. Agrawal and A. Shivaji, Phys. Rev. D **86**, 073013 (2012) [arXiv:1207.2927 [hep-ph]].
- [6] D. de Florian and Z. Kunszt, Phys. Lett. B **460**, 184 (1999) [hep-ph/9905283].
- [7] P. Agrawal and G. Ladinsky, Phys. Rev. D **63**, 117504 (2001) [hep-ph/0011346].
- [8] J. M. Campbell, R. K. Ellis, E. Furlan and R. R??ntsch, arXiv:1409.1897 [hep-ph].
- [9] T. Melia, K. Melnikov, R. Rontsch, M. Schulze and G. Zanderighi, JHEP **1208**, 115 (2012) [arXiv:1205.6987 [hep-ph]].
- [10] F. Campanario, Q. Li, M. Rauch and M. Spira, JHEP **1306**, 069 (2013) [arXiv:1211.5429 [hep-ph]].
- [11] D. Binosi, J. Collins, C. Kaufhold and L. Theussl, Comput. Phys. Commun. **180**, 1709 (2009) [arXiv:0811.4113 [hep-ph]].
- [12] D. A. Dicus and C. Kao, Phys. Rev. D **38**, 1008 (1988) [Erratum-ibid. D **42**, 2412 (1990)].
- [13] B. A. Kniehl, Phys. Rev. D **42**, 2253 (1990).
- [14] L. Altenkamp, S. Dittmaier, R. V. Harlander, H. Rzehak and T. J. E. Zirke, JHEP **1302**, 078 (2013) [arXiv:1211.5015 [hep-ph]].
- [15] J. A. M. Vermaseren, math-ph/0010025.
- [16] A. Shivaji, V. Ravindran and P. Agrawal, JHEP **1202**, 057 (2012) [arXiv:1111.6479 [hep-ph]].
- [17] A. K. Shivaji, arXiv:1305.4926 [hep-ph].
- [18] G. Passarino and M. J. G. Veltman, Nucl. Phys. B **160**, 151 (1979).
- [19] W. L. van Neerven and J. A. M. Vermaseren, Phys. Lett. B **137**, 241 (1984).
- [20] Z. Bern, L. J. Dixon and D. A. Kosower, Nucl. Phys. B **412**, 751 (1994) [hep-ph/9306240].
- [21] T. Binoth, J. P. Guillet, G. Heinrich, E. Pilon and C. Schubert, JHEP **0510**, 015 (2005) [hep-ph/0504267].
- [22] G. J. van Oldenborgh and J. A. M. Vermaseren, Z. Phys. C **46**, 425 (1990).
- [23] A. van Hameren, Comput. Phys. Commun. **182**, 2427 (2011) [arXiv:1007.4716 [hep-ph]].

- [24] A. Shivaji, arXiv:1008.4792 [hep-ph].
- [25] R. Kleiss, W. J. Stirling and S. D. Ellis, Comput. Phys. Commun. **40**, 359 (1986).
- [26] G.P. Lepage, VEGAS: An Adaptive Multi-dimensional Integration Program, Cornell preprint CLNS 80-447, March 1980
- [27] S. Veseli, Comput. Phys. Commun. **108**, 9 (1998).
- [28] A. Geist et al.. PVM: Parallel Virtual Machine - 1994. MIT Press, Cambridge, MA.
- [29] F. Campanario, JHEP **1110**, 070 (2011) [arXiv:1105.0920 [hep-ph]].
- [30] P. Agrawal and A. Shivaji, JHEP **1301**, 071 (2013) [arXiv:1208.2593 [hep-ph]].
- [31] P. M. Nadolsky, H. L. Lai, Q. H. Cao, J. Huston, J. Pumplin, D. Stump, W. K. Tung and C.-P. Yuan, Phys. Rev. D **78**, 013004 (2008) [arXiv:0802.0007 [hep-ph]].
- [32] J. Alwall, M. Herquet, F. Maltoni, O. Mattelaer and T. Stelzer, JHEP **1106**, 128 (2011) [arXiv:1106.0522 [hep-ph]].
- [33] P. Agrawal, S. Mitra and A. Shivaji, JHEP **1312**, 077 (2013) [arXiv:1211.4362 [hep-ph]].
- [34] K. Nishiwaki, S. Niyogi and A. Shivaji, JHEP **1404**, 011 (2014) [arXiv:1309.6907 [hep-ph]].
- [35] S. Ji-Juan, G. Lei, M. Wen-Gan, Z. Ren-You, L. Liu-Sheng and H. Liang, JHEP **1203**, 059 (2012) [arXiv:1202.6422 [hep-ph]].
- [36] G. Luisoni, P. Nason, C. Oleari and F. Tramontano, JHEP **1310**, 083 (2013) [arXiv:1306.2542 [hep-ph]].
- [37] J. Alwall, R. Frederix, S. Frixione, V. Hirschi, F. Maltoni, O. Mattelaer, H.-S. Shao and T. Stelzer *et al.*, JHEP **1407**, 079 (2014) [arXiv:1405.0301 [hep-ph]].
- [38] S. Dittmaier *et al.* [LHC Higgs Cross Section Working Group Collaboration], arXiv:1101.0593 [hep-ph], and relevant references therein.