

Hadron Generator and Atmospheric Seasonal Variation Influence on Cosmic Ray Ionization computed with CORSIKA Code

A. Mishev¹ and P.I.Y. Velinov²

¹ *Institute for Nuclear Research and Nuclear Energy-Bulgarian Academy of Sciences, Tsarigradsko Chaussee 72, 1784 Sofia, Bulgaria*

² *Institute for Space Research and Technology, Bulgarian Academy of Sciences Bl. 1 Acad. G. Bonchev str. 1113 Sofia, Bulgaria*

June 18, 2018

Abstract

Recently an essential progress in development of physical models for cosmic ray induced ionization in the atmosphere is achieved. Basically, the models are full target, i.e. based on Monte Carlo simulation of an electromagnetic-muon-nucleon cascade in the atmosphere. In general, the contribution of proton nuclei in those models is highlighted, i.e. primary cosmic ray α -particles and heavy nuclei are neglected or scaled to protons. The development of cosmic ray induced atmospheric cascade is sensitive to the energy and mass of the primary cosmic ray particle. The largest uncertainties in Monte Carlo simulations of a cascade in the Earth atmosphere are due to assumed hadron interaction models, the so-called hadron generators. In the work presented here we compare the ionization yield functions Y for primary cosmic ray nuclei, such as protons, α -particles, Oxygen and Iron nuclei, assuming different hadron interaction models. The computations are fulfilled with the CORSIKA 6.9 code using GHEISHA 2002, FLUKA 2011, UrQMD hadron generators for energy below 80 GeV/nucleon and QGSJET II for energy above 80 GeV/nucleon. The observed difference between hadron generators is widely discussed. The influence of different atmospheric parametrizations, namely US standard atmosphere, US standard atmosphere winter and summer profiles on ion production rate is studied. Assuming realistic primary cosmic ray mass composition, the ion production rate is obtained at several rigidity cut-offs - from 1 GV (high latitudes) to 15 GV (equatorial latitudes) using various hadron generators. The computations are compared with experimental data. A conclusion concerning the consistency of the hadron generators is stated.

Keywords: Cosmic rays, Atmospheric cascade simulations, Atmospheric ionization, Space Climate solution

Corresponding author: A. Mishev, INRNE-BAS, Tel: (+359) 29746310; e-mail: mishev@inrne.bas.bg; also at *Sodankylä Geophysical Observatory (Oulu unit), University of Oulu, Finland*

1 Introduction

The Earth is constantly hit by elementary particles and atomic nuclei of very large energies distributed in a wide energy range: cosmic rays (CR)s. The primary CR flux variate from $10^4 m^{-2} s^{-1}$ at energies $\approx 10^9$ eV to $10^{-2} km^{-2} yr^{-1}$ at energies $\approx 10^{20}$ eV. The cosmic ray intensity is approximatively expressed with (1), where E is the total particle energy per nucleon in GeV and $\alpha = -2.7$ is the spectral index. The majority of these particles are protons (Nakamura et al. , 2010).

$$I_n(E) \propto 1.8 \left(\frac{E}{GeV} \right)^\alpha \text{nucleons.cm}^{-2} .s^{-1} .sr^{-1} \quad (1)$$

The abundance of primary CR is approximately independent of energy, at least over the dominant energy range of 10 MeV/nucleon through several GeV/nucleon. By mass about 79 % of nucleons in cosmic rays are free protons, and about 80 % of the remaining nucleons are bound in helium.

Most of the primary CR particles are of extra-solar origin known as galactic cosmic rays (GCR). It is regarded that they mostly originate from the Galaxy. The part below the "knee" comes from Galactic supernovas, particles accelerated by the shocks in the supernova remnants (SNR) see Krymsky (1977); Blandford and Ostriker (1978); Berezhinsky (2009) and references therein. Those CR particles are always present in the vicinity of Earth. Their intensity is affected by solar activity, following the 11-year solar cycle and responding to long and short time scale solar-wind variations. Occasionally some solar flares and eruptive events, such as coronal mass ejections (CMEs) can accelerate protons and other ions to high energies Cliver et al. (2004); Aschwanden (2012) and references therein. Such solar energetic particles (SEPs) enter the atmosphere sporadically, with a greater probability during periods of high solar activity e.g. (Shea and Smart , 1990). Similar to GCR cascades described above, they could lead to an increase of the intensities recorded by neutron monitors on the surface of the Earth, known as ground level enhancements (GLEs).

The transport of CR particles is affected by the Earth's magnetosphere, which prevents penetration of charged particles, i.e. it provides a shielding effect, most effective near the geomagnetic equator. It is quantified by the effective vertical rigidity cut-off R_C defined as particle's momentum over charge. In the work presented here we consider the effective vertical rigidity cut-off (Cooke et al. , 1991), which varies with the geographical location.

The CR particles are the main contributor the the ionization in the middle atmosphere and troposphere (Velinov et al., 1974; Dorman , 2004; Bazilevskaya et al. , 2008; Usoskin et al. , 2009). Primary CR particles initiate nuclear-electromagnetic-muon cascade resulting in an ionization of the ambient air. In this cascade only a fraction of the energy of the primary CR is transfer to high energy secondary particles reaching the ground. Most of the primary energy is released in the atmosphere by ionization and excitation of the molecules of air (Bazilevskaya et al. , 2008; Usoskin et al. , 2009).

The ion pair production is related to various atmospheric processes (Vanhellemont et al. , 2003; de Jager and Usoskin , 2006; Bazilevskaya et al. , 2008; Dorman , 2009), influence on electric circuit and on chemistry compositions, aerosols etc. in the middle atmosphere, specifically during major solar proton events (Vitt and Jackman, 1996; Damiani et al. , 2008; Jackman et al. , 2008; Velinov and Tonev, 2008; Calisto et al. , 2011; Jackman et al. , 2011; Mironova et al. , 2012; Kilifarska et al. , 2013; Tonev and Velinov, 2013; Tassev et al. , 2014). While the atmospheric effect of cosmic ray of galactic or solar origin is highly debated, the role of cosmic ray induced ionization is apparent (Usoskin and Kovaltsov, 2006; Bazilevskaya et al. , 2008; Mishev and Stamenov, 2008; Dorman , 2009; Mishev , 2010). At present an essential progress in development of physical models for cosmic ray induced ionization in the atmosphere is achieved (Usoskin and Kovaltsov, 2006; Mishev and Velinov, 2007a; Velinov and Mishev, 2007; Bazilevskaya et al. , 2008; Usoskin et al. , 2009; Velinov et al., 2009; Mishev , 2012). The estimation of cosmic ray induced ionization is possible on the basis of semi-empirical models (O'Brien , 1970), simplified analytical models (O'Brien , 2005) or on a Monte Carlo simulation of the atmospheric cascade (Desorgher et al. , 2005; Usoskin et al. , 2004; Usoskin and Kovaltsov, 2006; Velinov et al., 2009). The analytical models are constrained to a given atmospheric region and/or cascade component or primary particles (Velinov et al., 2012; Asenovski et al. , 2013).

The largest uncertainties in numerical simulations of an atmospheric cascade are due to the assumed models for hadron interactions i.e. the so-called hadron generators. The stochastic nature of the individual particle production leads to large shower-to-shower fluctuations, which depend on the particle mass number. The probability for interaction of a primary CR particle depends only on its traversed amount of matter (atmospheric air). The atmospheric depth associated with a given height above sea level plays a key role in cascade simulation (Risse and Heck , 2004; Engel et al. , 2011). In addition, the development of the cascade process in the atmosphere depends on the properties of the medium (Bernlöhr , 2000). As it was recently demonstrated, the seasonal variations of the atmospheric profiles assumed in CORSIKA code seems to be rather large and they play an important role on cascade development simulation (Keilhauer et al. , 2004, 2006).

Moreover, the contribution of proton nuclei in a recent studies of cosmic ray induced ionization is highlighted (Ondraskova et al. , 2008; Mishev et al., 2010, 2011a; Calisto et al. , 2011; Usoskin et al , 2011). Basically, the contribution of CR nuclei to the atmospheric ionization is neglected or scaled to protons (Desorgher et al. , 2005; Usoskin and Kovaltsov, 2006; Mishev et al., 2010; Usoskin et al , 2011). In this connection, the influence of assumed low energy hadron interaction models and atmosphere seasonal variations in CORSIKA (COsmic Ray SIMulations for KAScades) code on the energy deposit, respectively ionization is of a big interest. In the paper presented here, we study the effect of assumed hadron generators on computations of cosmic ray induced ionization in the atmosphere, specifically the contribution of heavy nuclei, as well as the influence of different atmospheric parametrizations assumed in CORSIKA code, namely US standard atmosphere, US standard atmosphere winter and summer profiles (for details see Appendix D in Heck et al. (1998) and references therein).

2 Numerical full-target model for cosmic ray induced ionization

As was mentioned above, the Monte Carlo simulation of the atmospheric cascade allows to obtain the longitudinal cascade evolution in the atmosphere and the energy deposit by the different cascade components from ground level till the middle atmosphere. Subsequently it is a matter of formalism to derive the ion rate production. The full target models apply the formalism of ionization yield function Y similarly to Oulu model (Usoskin and Kovaltsov, 2006):

$$Y(x, E) = \frac{\Delta E(x, E)\Omega}{\Delta x E_{ion}} \quad (2)$$

where ΔE is the deposited energy in a atmospheric layer Δx , Ω is the geometry factor - a solid angle and $E_{ion} = 35$ eV is the energy necessary for creation of an ion pair in air (Velinov et al., 1974; Porter et al. , 1976). We express x , during the simulations in g/cm^2 , which is a residual atmospheric depth i.e. the amount of matter (air) overburden above a given altitude in the atmosphere. This is naturally related to the development of the cascade. Subsequently the mass overburden is transformed as altitude above sea level (a.s.l.) in [km].

The atmospheric ionization is obtained on the basis of equation (3) following the procedure (Mishev and Velinov, 2007a; Velinov and Mishev, 2007; Velinov et al., 2009)

$$Q(x, \lambda_m) = \sum_i \int_E^\infty D_i(E) Y_i(E, x) \rho(x) dE \quad (3)$$

where $D_i(E)$ is the differential cosmic ray spectrum for a given component i : protons p, Helium (α -particles), Light nuclei L ($3 \leq Z \leq 5$), Medium nuclei M ($6 \leq Z \leq 9$), Heavy nuclei H ($Z \geq 10$) and Very Heavy nuclei VH ($Z \geq 20$) in the composition of primary cosmic rays (Z is the atomic number), Y_i is the ionization yield function defined according equation (2) for various i , ρ is the atmospheric density, λ_m is the geomagnetic latitude, E is the initial energy of the incoming primary nuclei on the top of the atmosphere. The geomagnetic latitude λ_m is related to the rigidity, therefore is related to the integration (integration above E).

The ionization yield function Y depends only of assumed physical models for cascade processes in the atmosphere, the atmospheric model and the type of the primary particle. The major contribution of cosmic ray induced ionization in the atmosphere is due to particles having energy till 1 TeV, taking into account the steep spectrum of primary cosmic rays (1). This is the reason to deal in this paper with primary protons with maximal energy of 1 TeV.

The evolution of atmospheric cascade is performed with the CORSIKA 6.990 code (Heck et al. , 1998). The assumed hadron generators are FLUKA (a German acronym for Fluctuating Cascade) 2011 (Fasso et al. , 2005; Battistoni et al. , 2007), GHEISHA (Gamma-Hadron-Electron-Interaction SH(A)ower)2002 (Fesefeldt , 1985), UrQMD (Ultrarelativistic Quantum Molecular Dynamics)(Bass et al. , 1998; Bleicher et al. , 1999) for hadron interactions below 80 GeV/nucleon and QGSJET (Quark Gluon String with JETs) II (Ostapchenko , 2006) for high energy range above 80 GeV/nucleon.

Cosmic Ray Simulations for KASKADE (CORSIKA) code is a widely used atmospheric cascade simulation tool. The code simulates the interactions and decays of various nuclei, hadrons, muons, electrons and photons in the atmosphere. The particles are tracked through the atmosphere

until they undergo reactions with an air nucleus or in the case of instable secondary particles, they decay. The result of the simulations is detailed information about the type, energy, momenta, location and arrival time of the produced secondary particles at given selected altitude a.s.l. As primary particles could be considered protons, light and heavy nuclei up to iron.

3 Ionization yield function computed with various hadron generators

The atmospheric cascade simulations are performed with CORSIKA 6.990 code. As was mentioned above, various hadron generators for hadron interactions below 80 GeV/nucleon are assumed: FLUKA 2011 , GHEISHA 2002, UrQMD. For high energy range above 80 GeV/nucleon the QGSJET II hadron generator is applied. In addition, various atmospheric models, namely winter, summer and US standard are also applied (Bernlöhr , 2000; Keilhauer et al. , 2004, 2006) in order to study their influence on cosmic ray induced ionization (Mishev and Velinov, 2008, 2010). During the simulations an isotropic flux of the considered primary CR nuclei is assumed. We simulate up to 100 000 events per energy point per nuclei and compare the ionization yield function Y .

3.1 Proton nuclei

The difference of ionization yield function for primary protons computed with various hadron generators is widely discussed in (Mishev and Velinov, 2007b, 2010). Here we include also UrQMD hadron generator. The difference is significant in the case of 1 GeV/nucleon and 10 GeV/nucleon, while above 100 GeV/nucleon the ionization capacity is in practice model independent (Fig.01). In all cases FLUKA produce more ion pares compared to GHEISHA and UrQMD, specifically in the Pfozter maximum.

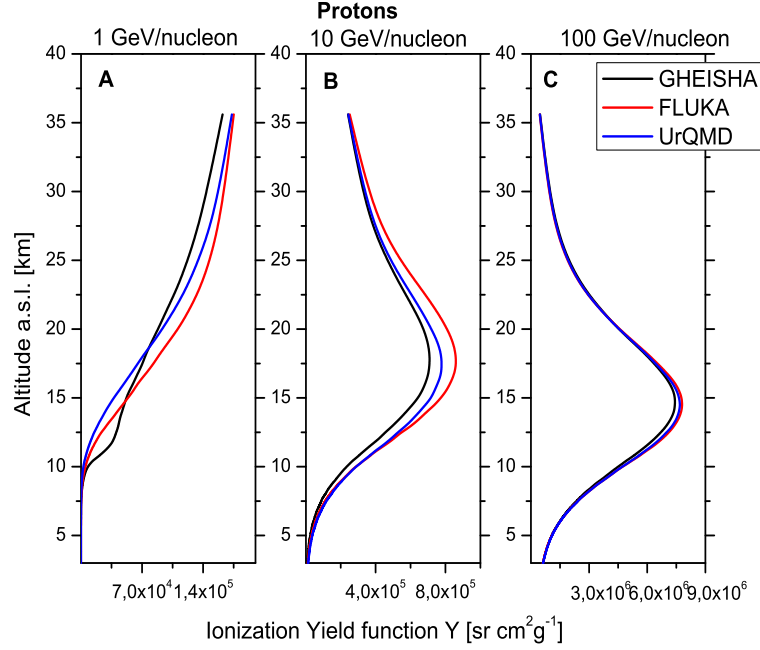


Figure 1: Ionization yield function for proton nuclei induced atmospheric cascades with energy (a) 1 GeV/nucleon, (b) 10 GeV/nucleon, (c) 100 GeV/nucleon assuming FLUKA 2011, GHEISHA 2002 and UrQMD hadron generators.

3.2 α -particles

The simulation results for primary α -particles are presented on Figs. 2a-2d for 1 GeV, 10 GeV, 100 GeV and 1 TeV kinetic energy of the primary nuclei. In the case of 1 GeV/nucleon the relative difference between yield functions computed with different hadron generators is irregular as a function of the altitude. A significant difference above about 16 km a.s.l. with excess of ionization capacity assuming FLUKA hadron generator is seen (Fig. 2a). The relative difference between FLUKA and GHEISHA is in the order of 15-18 % at altitude of 15 km a.s.l., while below and above this level it increases significantly up to 50-80 % or even to 120-125 % (at altitude about 11 km a.s.l.). Accordingly, the difference between FLUKA and UrQMD is about 30% in the region in and above the Pfozter maximum (a secondary particle intensity maximum at the altitude of 15-26 km, which depends on latitude and solar activity)(Fig. 2a). Below this level the relative difference is quasi-constant in the order of 20%. The relative difference between UrQMD and GHEISHA is significant in the region of the Pfozter maximum and diminish below this altitude. In the troposphere at altitude of about 5 km a.s.l., where the intrinsic cascade fluctuations takes over, the relative difference between the hadron generators demonstrate irregular behaviour and could be as high as 40-50 % (Fig.3).

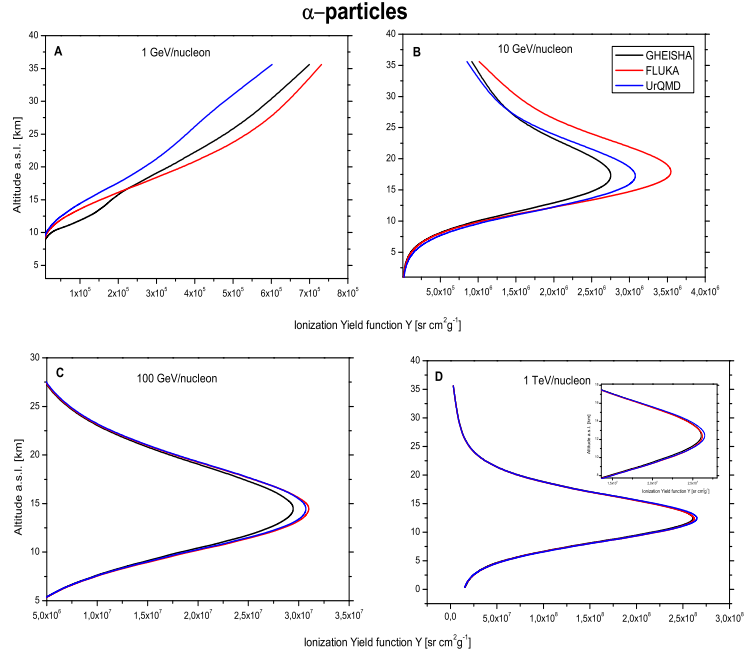


Figure 2: Ionization yield function for α -particles induced atmospheric cascades with energy (a) 1 GeV/nucleon, (b) 10 GeV/nucleon, (c) 100 GeV/nucleon, (d) 1 TeV/nucleon (e) zoom of Pfofzer maximum in the case of 1 TeV/nucleon assuming FLUKA 2011, GHEISHA 2002 and UrQMD.

A significant difference for 10 GeV/nucleon α -particles (Fig. 2b) is also observed. An excess of ionization capacity assuming FLUKA hadron generator is clearly seen. The difference between FLUKA and GHEISHA is about 15-24 % at altitude above 14-15 km a.s.l. Below this altitude the difference diminishes to 10 %. At altitude below 8 km a.s.l. it drops to the intrinsic cascade fluctuations. The difference between FLUKA and UrQMD as well as between UrQMD and GHEISHA is smaller, specifically in the region of the Pfofzer maximum. At altitude between 10-14 km a.s.l. the relative difference between FLUKA and UrQMD is not significant. In the region of 10-20 km a.s.l. the relative difference between UrQMD and GHEISHA is roughly 10 %, while below this altitude increases to about 20-25 %, which is mostly due to large intrinsic cascade fluctuations. The relative difference is presented in Fig.3.

In the case of 100 GeV/nucleon induced by α -particles atmospheric cascades, the difference between FLUKA and GHEISHA is 5-8 % in the region of the Pfofzer maximum (Fig.2c). The difference above about 20 km a.s.l. and below 10 km a.s.l. is negligible. The difference between FLUKA and UrQMD is in the order of the intrinsic fluctuations of the cascade development (Fig. 2c, Fig.3c). Therefore, the computed ionization capacity is in practice model independent outside the Pfofzer maximum. In the case of 1 TeV/nucleon induced by α -particles cascades, we observe difference only in the region of the Pfofzer maximum (Fig.2d) and the zoom of the Pfofzer maximum (Fig.2e). In this case the ionization capacity assuming UrQMD hadron generator is

slightly greater compared to other models. The difference is in the order of the intrinsic cascade fluctuations. Therefore, similarly to the case of 100 GeV/nucleon, the ionization yield function is model independent.

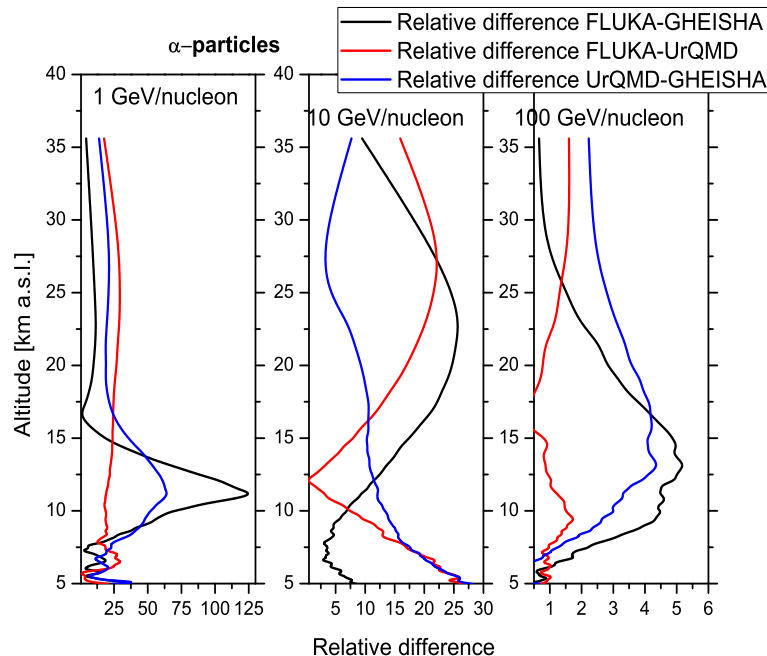


Figure 3: Relative difference for ionization yield function for α -particles assuming FLUKA 2011, GHEISHA 2002 and UrQMD, (a) 1 GeV/nucleon, (b) 10 GeV/nucleon, (c) 100 GeV/nucleon.

3.3 Oxygen nuclei

The simulation results for primary Oxygen nuclei are presented on Figs. 4a-4d for 1 GeV, 10 GeV, 100 GeV and 1 TeV kinetic energy of the primary. In the case of 1 GeV/nucleon Oxygen nuclei the relative difference between different models is irregular as a function of the altitude. The difference is significant, specifically between FLUKA and UrQMD hadron generators (Fig. 4a). The difference between FLUKA and GHEISHA is quasi-constant above the Pfozter maximum, with excess of ionization capacity assuming FLUKA hadron generator. Between 12 and 18 km a.s.l. an excess of ionization capacity assuming GHEISHA hadron generator is seen. At altitude of about 10 km a.s.l. the difference between the assumed hadron generators is still significant. Below 10 km a.s.l the difference between FLUKA and GHEISHA is quasi-constant in the order of 10-15 %, while between FLUKA and UrQMD increases significantly to 25-30 %. At altitudes below 5 km a.s.l., the relative difference between different hadron generators is irregular and could be as high as 70-80 %. An illustration of relative difference is shown in a Fig. 5a. The difference at low altitude is due mostly on a larger cascade to cascade fluctuation and the less number of secondary particles compared to upper altitudes.

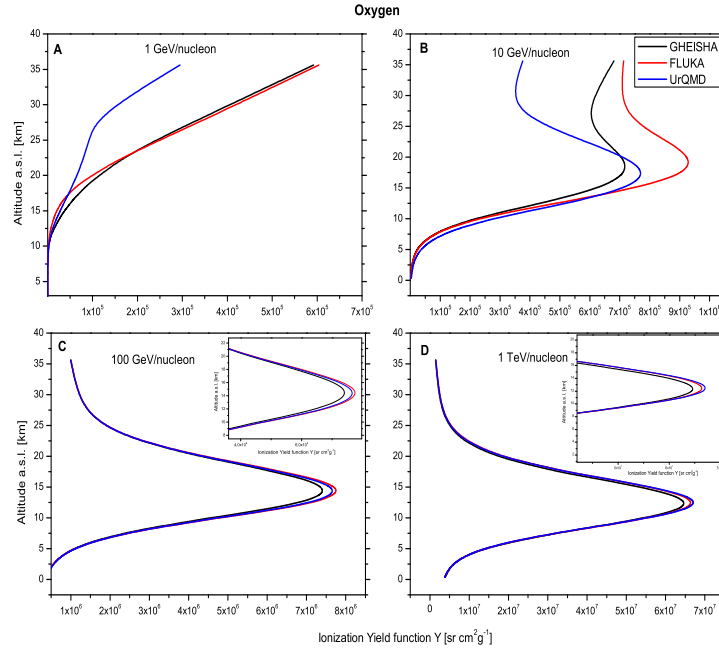


Figure 4: Ionization yield function for Oxygen nuclei induced atmospheric cascades with energy (a) 1 GeV/nucleon, (b) 10 GeV/nucleon, (c) 100 GeV/nucleon, (d) 1 TeV/nucleon (e) zoom of Pfofzter maximum in the case of 1 TeV/nucleon assuming FLUKA 2011, GHEISHA 2002 and UrQMD.

In the case of 10 GeV/nucleon Oxygen nuclei induced cascade a significant difference in the region of the Pfofzter maximum and above (Fig. 4b) is observed. In the region of the Pfofzter maximum an excess of ionization capacity assuming FLUKA hadron generator is clearly seen. The ionization capacity assuming UrQMD hadron model is between FLUKA and GHEISHA, while above this altitude GHEISHA is between FLUKA and UrQMD (Fig. 4b). The difference between FLUKA and GHEISHA in the region of about 10-20 km a.s.l. is 5-25 %, while between FLUKA and UrQMD drops to about 1-3 % at altitude of 14 km a.s.l. The difference varies between 15 to 20 % in the other cases. At altitude below 10 km a.s.l. the difference between FLUKA and GHEISHA is quasi-constant in the order of 5 %, while between FLUKA and UrQMD is larger: ≈ 20 %. The relative difference is presented in Fig. 5b.

In the case of 100 GeV/nucleon Oxygen induced atmospheric cascade (Fig. 4c) the difference between FLUKA and GHEISHA is greater than between FLUKA and UrQMD. The relative difference between FLUKA and GHEISHA is slightly above the intrinsic shower fluctuations, while between FLUKA and UrQMD is in the order of statistical and intrinsic cascade fluctuations (Fig.5c). In this case a slight excess of ionization capacity assuming FLUKA hadron generator is seen. Similar situation is observed in the case of 1 TeV/nucleon Oxygen induced atmospheric cascade (Fig. 4d). We conclude: the ionization yield function Y for Oxygen nuclei is in practice model independent in the energy region above 100 GeV/nucleon.

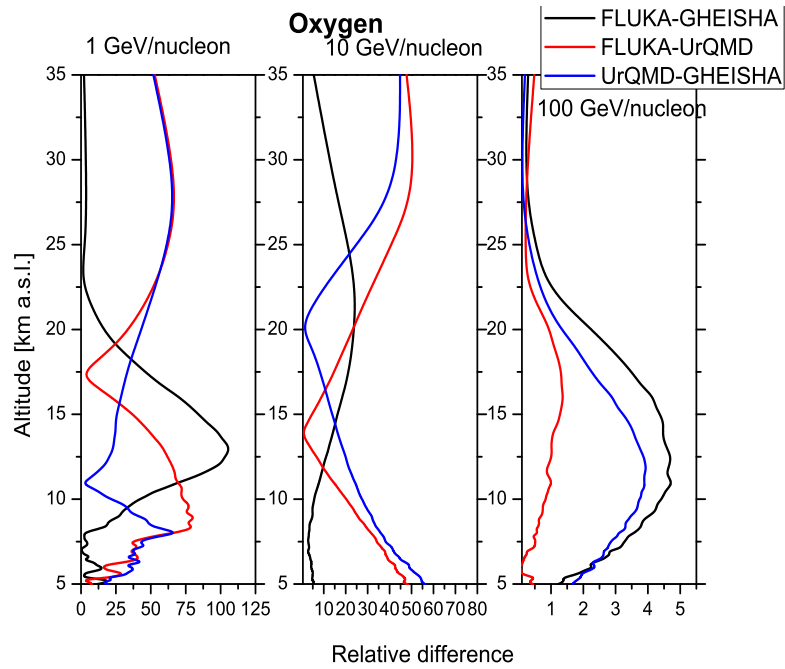


Figure 5: Relative difference for ionization yield function for Oxygen nuclei assuming FLUKA 2011, GHEISHA 2002 and UrQMD, (a) 1 GeV/nucleon, (b) 10 GeV/nucleon, (c) 100 GeV/nucleon.

3.4 Iron nuclei

Similar comparison is performed for Iron nuclei induced atmospheric cascades (Figs. 6a-b). In the case of 1 GeV/nucleon (Fig. 6a) an important difference is observed between FLUKA and UrQMD, accordingly between GHEISHA and UrQMD. The difference between FLUKA and GHEISHA is 55-95 % in the region 10-20 km a.s.l. and rapidly diminish at altitudes below 10 km a.s.l. The difference between FLUKA and UrQMD is significant, specifically in the region of the Pfozzer maximum. The relative difference is presented in Fig. 7a.

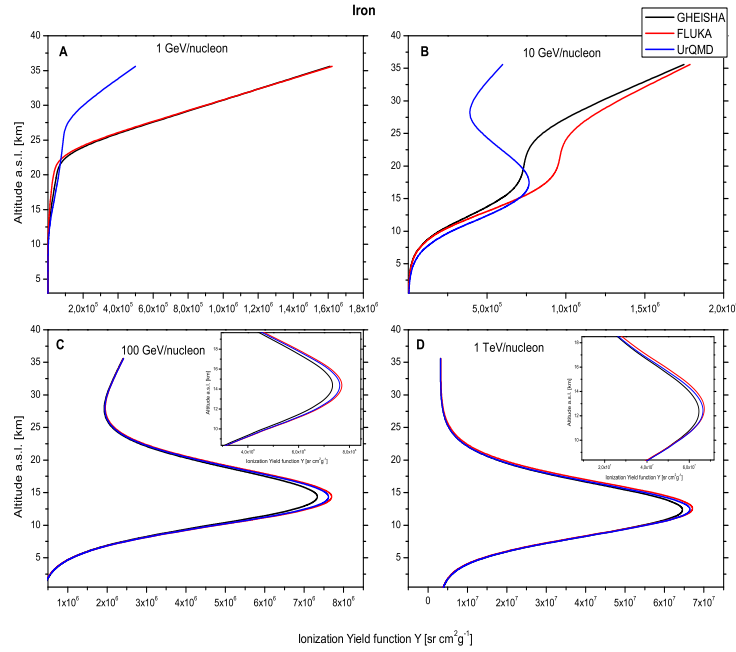


Figure 6: Ionization yield function for Iron nuclei induced atmospheric cascades with energy (a) 1 GeV/nucleon, (b) 10 GeV/nucleon, (c) 100 GeV/nucleon, (d) 1 TeV/nucleon (e) zoom of Pfitzer maximum in the case of 1 TeV/nucleon assuming FLUKA 2011, GHEISHA 2002 and UrQMD.

In the case of 10 GeV/nucleon Iron induced cascades (Fig. 6b) a complicated behaviour of ionization capacity in a whole atmosphere is observed. The difference between FLUKA and GHEISHA is roughly 15 % at altitude above 25 km a.s.l., while in the region of the Pfitzer maximum the difference is about 20 %. The difference between FLUKA and GHEISHA below 10 km a.s.l. is about 5-8 % (see Table 1). The difference between FLUKA and UrQMD is larger at altitude above 20 km a.s.l. \approx 30-40 %, while in the region of the Pfitzer maximum it drops to about 10-15 % (at altitude of 15 km a.s.l. is roughly 2 %).

In the case of 100 GeV/nucleon and 1 TeV/nucleon Iron induced atmospheric cascades (Fig. 6c and Fig. 6d) the situation is very similar to the case for Oxygen nuclei. In both cases a difference of about 5-8 % between FLUKA and GHEISHA, specifically in the Pfitzer maximum is observed. The difference between FLUKA and UrQMD is smaller. It is in the order of the intrinsic cascade fluctuations. Therefore, we can conclude: the ionization yield function Y for Iron nuclei is model independent in the energy region above 100 GeV/nucleon.

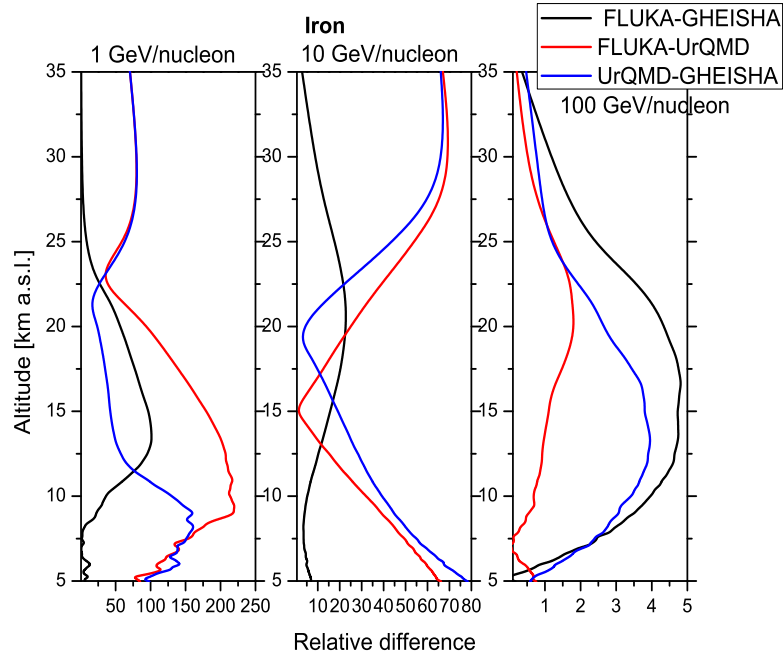


Figure 7: Relative difference for ionization yield function for Iron nuclei assuming FLUKA 2011, GHEISHA 2002 and UrQMD, (a) 1 GeV/nucleon, (b) 10 GeV/nucleon, (c) 100 GeV/nucleon.

The discussed above effects are due mainly to the influence of various hadron interaction models on atmospheric cascade development, which leads to different energy deposit, accordingly ionization yield function (2). The influence of hadron generators on ionization yield function for proton induced cascades is widely discussed in (Mishev and Velinov, 2007b, 2010) and for nuclei in (Mishev and Velinov, 2013a, 2014). Furthermore, as was previously reported small changes in a medium (atmosphere) properties could lead to changes of ionization capacity (Mishev and Velinov, 2008, 2010). Therefore, assuming various atmospheric models, namely US standard atmosphere, US standard atmosphere winter and summer profiles, the influence of atmosphere parametrization on cosmic ray induced ionization is estimated see below.

4 Seasonal effect: Applications and Discussion

In the work presented here, the applied low energy hadron generators are: the very refined model with many details of nuclear effects FLUKA, a microscopic model used to simulate (ultra)relativistic heavy ion collisions (UrQMD) and the well approved Monte Carlo code for detector response simulation (GHEISHA). The influence of the model assumptions of various hadron interaction models on atmospheric cascade simulation, the difference and comparison of hadron generators for atmospheric cascade simulation, their influence on cascade development and energy release are widely discussed in several papers (see Heck et al. (2003); Risse and Heck (2004); Heck (2006); Engel et al. (2011) and references therein). In addition, as it was demonstrated for primary CR protons and nuclei, the different atmospheric parametrizations lead to

approximately 10-15 % difference of ion production rate. The detailed comparison of assumed hadron generators as well as the seasonal effect due to atmospheric profile variation at various rigidity cut-off is given below.

The contribution of protons and α -particles to the total ionization due to CR is roughly 50 %, specifically in the upper atmosphere. The contribution of heavier CR nuclei (M, H and VH groups) is approximately the same, despite their lower abundance. A significant difference (Figs 1-7) of ionization capacity, specifically in the region of Pfozter maximum is seen. Therefore, a detailed comparison of ion rate production assuming various models is necessary. Hence, we perform a detailed Monte Carlo simulation of atmospheric cascade considering realistic CR mass composition (Nakamura et al. , 2010) and force field model of galactic CR (GCR) spectrum (Gleeson and Axford , 1968; Caballero-Lopez and Moraal, 2004; McCracken et al. , 2004; Usoskin and Kovaltsov, 2006), using the approximation of local interstellar spectrum (Usoskin et al. , 2005). In this case no normalization of ionization yield function is performed (Usoskin and Kovaltsov, 2006; Mishev and Velinov, 2009, 2011a,b) since the ionization yield function per nucleon $Y/nucleon$ for the different CR ions differs significantly, specifically in the region above the Pfozter maximum (Fig.8a-c). This difference is the main motivation for direct simulation of heavy nuclei induced cascades instead of scaling or substitution similarly to Usoskin and Kovaltsov (2006); Mishev and Velinov (2011a,b) and several successful applications Kovaltsov et al. (2012); Mishev et al. (2013).

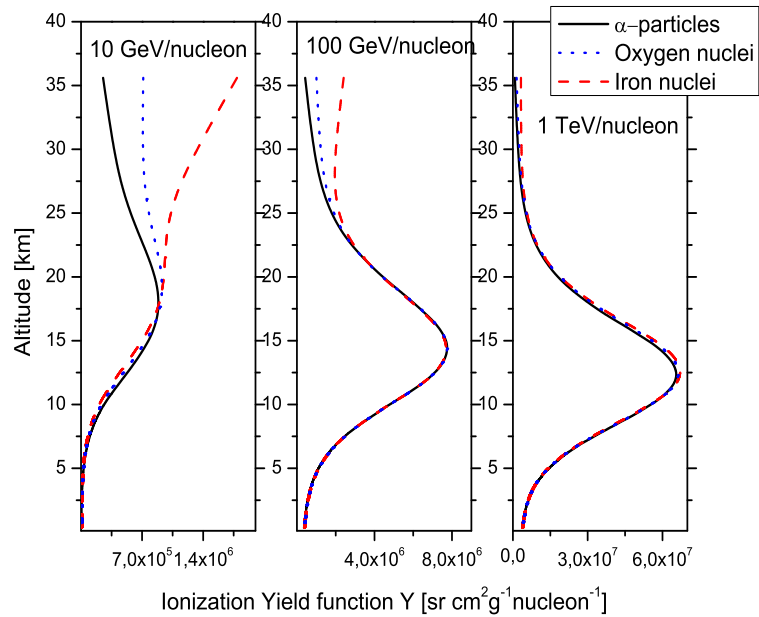


Figure 8: Ionization yield function per nucleon $Y/nucleon$ for 10 GeV/nucleon (a), 100 GeV/nucleon (b), 1 TeV/nucleon (c) induced atmospheric cascades by various nuclei (α -particles, Oxygen and Iron).

The computed by us ionization yield functions demonstrate good agreement with previously

reported results (Usoskin and Kovaltsov, 2006). As it is seen on Fig. 8, the substitution of heavy nuclei with the corresponding number of α -particles (Usoskin and Kovaltsov, 2006) is reasonable at the region of the Pfozter maximum and below (Fig.8a-c). The direct simulation of heavy nuclei in this case lead to similar result in a low atmosphere (Usoskin and Kovaltsov, 2006). However, for precise and realistic estimation of ion production rate in the upper part of the middle atmosphere all primary CR nuclei should be considered separately as it is seen in Fig. 8a-c. This lead to improvement of agreement between models and experimental data in the order of at least 30 %.

The ion production rates due to GCR (mean solar modulation) assuming US standard atmosphere parametrized by Keilhauer et al. (2004) and various hadron generators at 1 GV rigidity cut-off are presented on a left panel of Fig.9. The ion rate is scaled to maximum. At altitudes above 18 km a.s.l. the ion production rate profiles assuming FLUKA and GHEISHA hadron generators are in practice the same. They are greater than the ion production rate due to GCR assuming UrQMD hadron generator. In the region of the Pfozter maximum ion rate profiles assuming GHEISHA and UrQMD hadron generator are very similar, roughly 85 % of ion rate produced by FLUKA. Below the Pfozter maximum, the ion production rate assuming FLUKA is still greater than the produced by GHEISHA/UrQMD. Below this altitude UrQMD slightly produces more ion pares comparing to GHEISHA. Moreover, a slight difference of the position of the Pfozter maximum is observed, with highest altitude produced assuming GHEISHA hadron generator and lowest level assuming UrQMD hadron generator. On the right panel of Fig.9 we compare the ion production rate produced by FLUKA and GHEISHA assuming various atmospheric parametrizations, namely US standard parametrized by Keilhauer et al. (2004), US standard winter and summer parametrizations (Heck et al. , 1998). The ion rate estimated with different CORSIKA code model assumptions (hadron generator and atmospheric parametrization) is compared with experimental data (Neher , 1967, 1971; Bazilevskaya et al. , 2008). The measurements of Neher (1967, 1971) are performed during the summer period, namely June-July using modified ionizing chamber (Neher and Johnston , 1956). In general, the ion rate assuming winter or summer atmospheric parametrization differs roughly with 10 %. In addition, the US standard atmosphere following the parametrization of Keilhauer et al. (2004) is between summer and winter US standard atmospheric parametrization. The obtained with FLUKA and QGSJET II ion rate is the most consistent with the experimental data in the region of the Pfozter maximum. GHEISHA and UrQMD also demonstrate good agreement with the experiment below the Pfozter maximum.

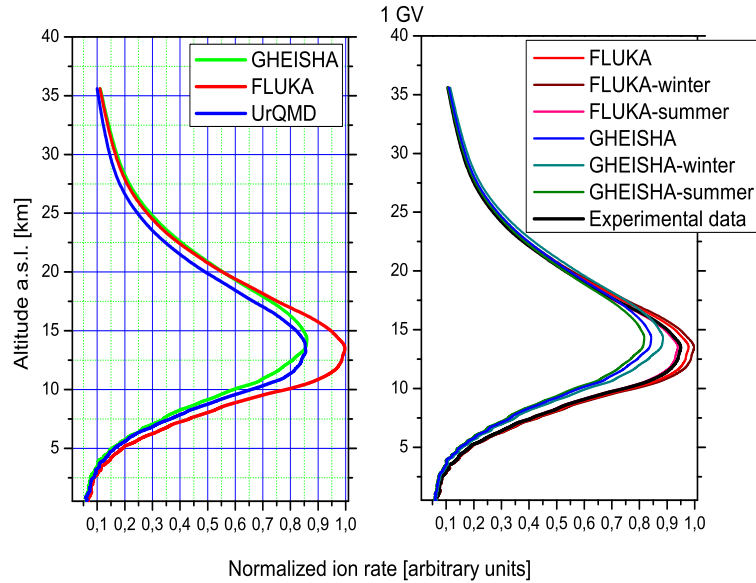


Figure 9: Scaled to maximum ion production rate at 1 GV rigidity cut-off (left panel) obtained assuming FLUKA 2011, GHEISHA 2002 and UrQMD hadron generators and US standard atmosphere parametrized according Keilhauer et al. (2004). Right panel: ion production rate produced by FLUKA and GHEISHA assuming US standard atmosphere parametrized by (Keilhauer et al. , 2004), US standard atmosphere winter and summer parametrizations Heck et al. (1998) compared with experimental data based on balloon-born measurements in June-July 1965 (Neher , 1971).

The ion production rate at 5 GV rigidity cut-off assuming US standard atmosphere parametrized by Keilhauer et al. (2004) obtained with various hadron generators is presented on the left panel of Fig.10. In the region of the Pfozter maximum the ion production rate assuming FLUKA hadron generator is greater then the produced by GHEISHA/UrQMD. Above the Pfozter maximum at altitude about 22-23 km a.s.l. dominates FLUKA. In the region above 23 km a.s.l. the ion rate profiles assuming various hadron generators are the same. In the region below approximately 8 km a.s.l. slight increase produced by UrQMD hadron generator is observed. In general the difference between FLUKA and GHEISHA is greater then between FLUKA and UrQMD. On the right panel of Fig.10 we present the ion production rate produced by FLUKA and GHEISHA assuming various atmospheric parametrizations, namely US standard parametrized by (Keilhauer et al. , 2004), US standard winter and summer parametrizations Heck et al. (1998) compared with experimental data based on balloon-born measurements in June-July 1965 (Neher , 1967). A good agreement between FLUKA and experimental data is achieved.

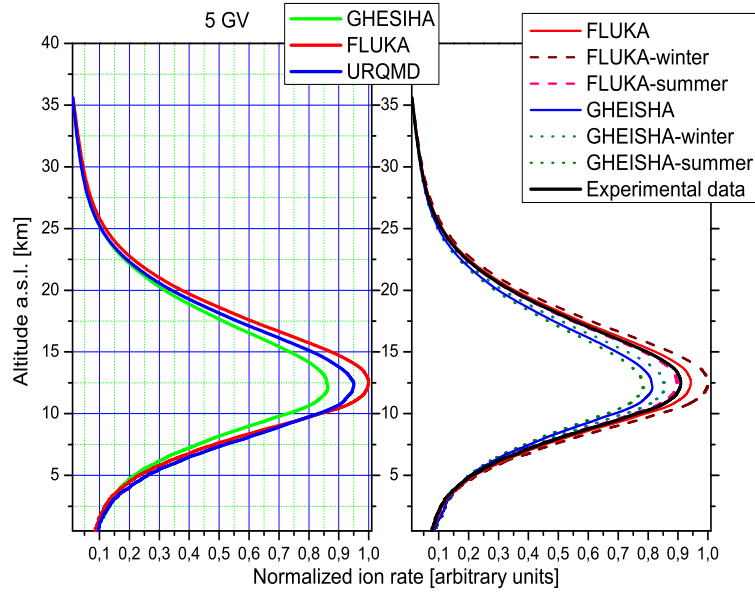


Figure 10: Scaled to maximum ion production rate at 5 GV rigidity cut-off (left panel) obtained assuming FLUKA 2011, GHEISHA 2002 and UrQMD hadron generators and US standard atmosphere parametrized according Keilhauer et al. (2004). Right panel: ion production rate produced by FLUKA and GHEISHA assuming US standard atmosphere parametrized by (Keilhauer et al. , 2004), US standard atmosphere winter and summer parametrizations Heck et al. (1998) compared with experimental data based on balloon-born measurements in June-July 1965 (Neher , 1967).

The ion production rate profiles at 9 GV and 15 GV are very similar (Fig.11). In both cases we observe difference in the region of the Pfotzer maximum. The ion production rate assuming FLUKA hadron generator is greater than the produced by GHEISHA (roughly 85 % of ion rate produced by FLUKA) and UrQMD (about 95 % of ion rate produced by FLUKA). At altitude above 20 km a.s.l. and below 8 km a.s.l. the ion rate is model independent.

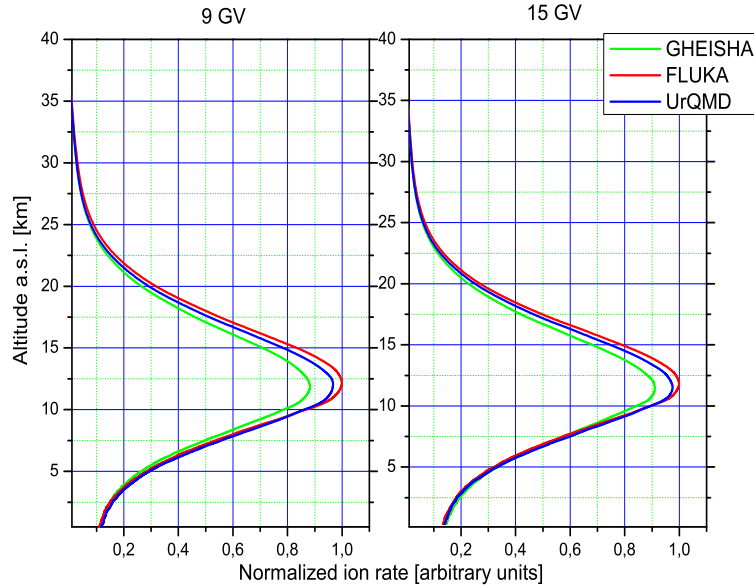


Figure 11: Scaled to maximum ion production rate at 9 GV rigidity cut-off (left panel) and 15 GV rigidity cut-off (right panel) obtained assuming FLUKA 2011, GHEISHA 2002 and UrQMD hadron generators and US standard atmosphere parametrized according Keilhauer et al. (2004).

The derived ion production rate profiles in the atmosphere obtained with different hadron generators assuming various atmospheric parametrizations are not limited only to GCR. As it was recently shown, the ion rate production due to some major solar energetic particle events could be strong locally (Usoskin et al., 2011; Mishev et al., 2011a,b; Mishev and Velinov, 2012; Mishev et al., 2012; Mishev and Velinov, 2013c), specifically in sub-polar and polar regions, affecting the physical-chemical properties of the upper atmosphere (Krivolutsky et al., 2006; Repnev and Krivolutsky, 2010). Therefore, the detailed knowledge of model constraints, respectively simulation tool are very important for adequate interpretation of observations and models. Obviously further studies as well as development and improvement of analytical model for cosmic ray induced ionization, specifically in region above the Pfozter maximum are necessary (Velinov et al., 2013a,b).

5 Summary

The effect of model assumptions on Monte Carlo simulations of cosmic ray induced ionization are important, because they are related to explanation and realistic modelling of different processes in the atmosphere. In the work presented here, we demonstrate the influence of different hadron generators, namely GHEISHA 2002, FLUKA 2011, UrQMD on cosmic ray induced ionization. The study focus on the contribution of heavy CR nuclei, which is important for precise modelling of GCR induced ionization as well as the ion rate production due to major solar energetic particles

events. The ion production rate profiles are obtained at various rigidity cut-offs (1GV, 5 GV, 9GV and 15 GV) assuming realistic primary CR mass composition and mean GCR flux. The difference is observed essentially in the region of the Pfozter maximum. In general the obtained ion rate profiles are with similar shape. Below the Pfozter maximum are in practice the same. The applied in this study low energy hadron interaction models are fully applicable at low altitude, however it seems that FLUKA (Figs.9-11) is the most consistent with experimental data and previous results (Heck et al. , 2003; Heck , 2006).

A seasonal difference of ion production rate in the region of the Pfozter maximum of about 10-15 % is observed assuming different atmospheric parametrizations (US standard atmosphere winter, respectively summer profile).

The presented results are important for studies related with influence of cosmic rays on atmospheric processes, space weather (for details see Velinov et al. (2013a) and references therein), could contribute significantly to recent studies of cosmic ray induced ionization (Usoskin and Kovaltsov, 2006; Bazilevskaya et al. , 2008; Usoskin et al. , 2009; Mishev , 2012; Mishev and Velinov, 2013b,c) and are applicable in several domains of solar-terrestrial physics (Miroshnichenko , 2003).

Acknowledgments

We acknowledge the high-energy division of Institute for Nuclear Research and Nuclear Energy - Bulgarian Academy of Sciences for the given computational time. We warmly acknowledge Prof. Ilya Usoskin from Oulu University-Finland for the discussions related to the application of cosmic ray induced ionization model.

References

- Aschwanden M. 2012. GeV Particle Acceleration in Solar Flares and Ground Level Enhancement (GLE) Events, *Space Science Reviews*, 171(1-4), 3-21.
- Asenovski S., Velinov P.I.Y., Mateev L., 2013. Determination of the Spectra and Ionization of Anomalous Cosmic Rays in Polar Atmosphere. *Comptes rendus de l'Académie bulgare des Sciences* 66 (6), 865-870.
- Bass S.A., Belkacem M. , Bleicher M. et al., 1998. Microscopic Models for Ultrarelativistic Heavy Ion Collisions. *Progress in Particle and Nuclear Physics* 41, 225-370.
- Battistoni G., Muraro S., Sala P. et al., 2007. The FLUKA code: Description and benchmarking. *Proceedings of the Hadronic Shower Simulation Workshop 2006*, Fermilab 6-8 September 2006, M. Albrow, R. Raja eds., AIP Conference Proceeding 896, 31-49.
- Bazilevskaya G.A., Usoskin I.G., Fluckiger E.O. et al., 2008. Cosmic Ray Induced Ion Production in the Atmosphere. *Space Science Review* 137, 149-173.
- Berezinsky V., Transition from Galactic to Extragalactic Cosmic Rays. *Proc. of 30th Int. Cosmic Ray Conf, Merida, Mexico*, v.6, 21-33, 2009.
- Berndlöhr K., 2000. Impact of atmospheric parameters on the atmospheric Cherenkov technique. *Astroparticle Physics* 12, 255-268.

- Blandford R. and Ostriker J., Particle Acceleration by Astrophysical Shocks, *Astrophysical Journal*. 221, L29-L32, 1978.
- Bleicher M., Zabrodin E., Spieles C. et al., 1999. Relativistic Hadron-Hadron Collisions in the Ultra-Relativistic Quantum Molecular Dynamics Model. *Journal of Physics G: Nuclear and Particle Physics* 25, 1859-1896.
- Caballero-Lopez R. A., Moraal H., 2004. Limitations of the force field equation to describe cosmic ray modulation. *Journal of Geophysical Research* 109, A01101.
- Calisto M., Usoskin I., Rozanov E., Peter T., 2011. Influence of Galactic Cosmic Rays on atmospheric composition and dynamics. *Atmospheric Chemistry and Physics* 11, 4547-4556.
- Cliver E.W., Kahler S.W., Reames D.V., 2004, Coronal Shocks and Solar Energetic Proton Events, *Astrophys. J.*, 605, 902-910
- Cooke D.J., Humble J.E, Shea M.A. et al., 1991, On cosmic-ray cutoff terminology, *Il Nuovo Cimento* 14C, 213-234.
- de Jager C., Usoskin I., 2006. On possible drivers of Sun-induced climate changes. *Journal of Atmospheric and Solar-Terrestrial Physics* 68(18), 2053-2060.
- Damiani A., Storini M., Laurenza M. , Rafanelli C., 2008. Solar particle effects on minor components of the Polar atmosphere. *Annales Geophysicae* 26(2), 361-370.
- Desorgher L, Flückiger E., Gurtner M. et al., 2005. Atmocosmics: A GEANT4 code for computing the interaction of cosmic rays with the Earth's atmosphere. *International Journal of Modern Physics A* 20 (29), 6802-6804.
- Dorman L., 2004. *Cosmic Rays in the Earth's Atmosphere and Underground*. Kluwer Academic Publishers. Netherlands, ISBN-10: 1402020716.
- Dorman L., 2009. The Role of Space Weather and Cosmic Ray Effects in Climate Change. In Trevor M. Letcher, editor: *Climate Change: Observed impacts on Planet Earth*, The Netherlands, ISBN: 978-0-444-53301-2, 43-76.
- Engel R., Heck R., Pierog T., 2011. Extensive Air Showers and Hadronic Interactions at High Energies. *Annual Review of Nuclear and Particle Science* 61, 467-389.
- Fasso A., Ferrari A., Ranft J., Sala P.R., 2005. FLUKA: a multi-particle transport code. CERN-2005-10 (2005), INFN/TC-05/11, SLAC-R-773.
- Fesefeldt H., 1985. The simulation of hadronic showers - physics and applications. Report PITHA-85/02, RWTH, Aachen.
- Gleeson L. J., Axford W. I., 1968. Solar modulation of galactic cosmic rays. *Astrophysical Journal* 154, 1011-1026.
- Heck D., Knapp J., Capdevielle J.N. et al., 1998. CORSIKA: A Monte Carlo Code to Simulate Extensive Air Showers. *Forschungszentrum Karlsruhe Report FZKA 6019*

- Heck D., Engel R., Battistoni G., Fasso A., Ferrari A. et al., 2003. Influence of Low-Energy Hadronic Interaction Programs on Air Shower Simulations with CORSIKA. Proceedings 28th International Cosmic Ray Conference, Tsukuba (Japan), 2003, 279-282.
- Heck D., 2006. Low-Energy Hadronic Interaction Models. Nuclear Physics B - Proceedings Supplements 151, 127-134.
- Jackman C.H., Marsh D.R., Vitt F.M., Garcia R.R. et al., 2008. Short- and medium-term atmospheric constituent effects of very large solar proton events. Atmospheric Chemistry and Physics 8(3), 765-785.
- Jackman C.H., Marsh D.R., Vitt F.M. et al., 2011. Northern Hemisphere atmospheric influence of the solar proton events and ground level enhancement in January 2005. Atmospheric Chemistry and Physics 11, 6153-6166.
- Keilhauer B., Blümer J., Engel R. et al., 2004. Impact of varying atmospheric profiles on extensive air shower observation: atmospheric density and primary mass reconstruction. Astroparticle Physics 22(3-4), 249-261.
- Keilhauer B., Blümer J., Engel R. et al. 2006. Impact of varying atmospheric profiles on extensive air shower observation: Fluorescence light emission and energy reconstruction. Astroparticle Physics 25(4), 259-268.
- Kilifarska N., Bakhmutov V., Melnyk G., 2013. Energetic particles influence on the southern hemisphere ozone variability. Comptes rendus de l'Académie bulgare des Sciences 66(2), 1613-1622.
- Kovaltsov G.A., Mishev A., Usoskin I.G., 2012. A new model of cosmogenic production of radiocarbon ¹⁴C in the atmosphere, Earth Planet. Sci. Lett., 337, 114-120.
- Krivolutsky, A.A., Klyuchnikova A.V., Zakharov, G.R. et al., 2006. Dynamical response of the middle atmosphere to solar proton event of July 2000: Three-dimensional model simulations. Advances in Space Research 37(8), 1602-1613.
- Krymsky G., Dokl. Akad. Nauk. USSR 234, 1306, 1977.
- McCracken K. G., McDonald F. B., Beer J. et al., 2004. A phenomenological study of the long-term cosmic ray modulation, 850-1958 AD. Journal of Geophysical Research 109, A12103.
- Mironova I.A., Usoskin I.G., Kovaltsov G.A., Petelina S.V., 2012. Possible effect of extreme solar energetic particle event of 20 January 2005 on polar stratospheric aerosols: direct observational evidence. Atmospheric Chemistry and Physics 12, 769-778.
- Miroshnichenko L., 2003. Radiation Hazards in Space, Astrophysics and Space Science Library 297, Springer Netherlands, ISBN: 978-90-481-6389-2.
- Mishev A., 2010. A study of atmospheric processes based on neutron monitor data and Cherenkov counter measurements at high mountain altitude. Journal of Atmospheric and Solar-Terrestrial Physics 72(16), 1195-1199.

- Mishev A., 2012. Short and medium term induced ionization in the Earth atmosphere by galactic and solar cosmic rays. *International Journal of Atmospheric Sciences* 1(1), Article ID 184508.
- Mishev A., Stamenov J., 2008. Present status and further possibilities for space weather studies at BEO Moussala. *Journal of Atmospheric and Solar-Terrestrial Physics* 70(2-4), 680-685.
- Mishev A., Velinov P.I.Y., 2007a. Atmosphere Ionization Due to Cosmic Ray Protons Estimated with CORSIKA Code Simulations. *Comptes rendus de l'Académie bulgare des Sciences* 60(3), 225-230.
- Mishev A., Velinov P.I.Y., 2007b. Impact of Low Energy Hadronic Interaction Models on Cosmic Ray Induced Ionization in the Atmosphere. *Comptes rendus de l'Académie bulgare des Sciences* 60(5), 511-516.
- Mishev A., Velinov P.I.Y., 2008. Effects of atmospheric profile variations on yield ionization function Y in the atmosphere. *Comptes rendus de l'Académie bulgare des Sciences* 61(5), 639-644.
- Mishev A., Velinov P.I.Y., 2009. Normalized Atmospheric Ionization Yield Functions Y for Different Cosmic Ray Nuclei Obtained with Recent CORSIKA Code Simulations. *Comptes rendus de l'Académie bulgare des Sciences* 62(5), 631-640.
- Mishev A., Velinov P.I.Y., 2010. The effect of model assumptions on computations of cosmic ray induced ionization in the atmosphere. *Journal of Atmospheric and Solar-Terrestrial Physics* 72(5-6), 476-481.
- Mishev A., Velinov P.I.Y., 2011a. Renormalized Ionization Yield Function Y for Different Nuclei Obtained with Full Monte Carlo Simulations. *Comptes rendus de l'Académie bulgare des Sciences* 64(7), 997-1006.
- Mishev A., Velinov P.I.Y., 2011b. Normalized Ionization Yield function for various nuclei obtained with full Monte Carlo simulations. *Advances in Space Research* 48(1), 19-24.
- Mishev A., Velinov, P.I.Y., 2012. Contribution of Cosmic Ray Nuclei of Solar and Galactic Origin to Atmospheric Ionization during SEP Event on 20 January 2005. *Comptes rendus de l'Académie bulgare des Sciences* 65(3), 373-380.
- Mishev A., Velinov, P.I.Y., 2013a. The influence of low energy hadron interaction models in CORSIKA code on atmospheric ionization due to heavy nuclei. *Journal of Physics: Conference Series* 409, Art. 012209.
- Mishev A., Velinov, P.I.Y., 2013b. The influence of low energy hadron interaction models in CORSIKA code on atmospheric ionization due to heavy nuclei. *Journal of Physics: Conference Series* 409, Art. 012209.
- Mishev A., Velinov, P.I.Y., 2013c. A Maverick GLE 70 in Solar Minimum. Calculations of Enhanced Ionization in the Atmosphere Due to Relativistic Solar Energetic Particles. *Comptes rendus de l'Académie bulgare des Sciences* 66(10), 1457-1462.

- Mishev A., Velinov, P.I.Y., 2014. Influence of low energy hadron interaction models on atmospheric ionization due to cosmic ray heavy nuclei. *Comptes rendus de l'Académie bulgare des Sciences* 67(6), 843-854.
- Mishev A., Velinov P.I.Y., Mateev L., 2010. Atmospheric ionization due to solar cosmic rays from 20 January 2005 calculated with Monte Carlo simulations. *Comptes rendus de l'Académie bulgare des Sciences* 63(11), 1635-1642.
- Mishev A., Velinov P.I.Y., Mateev L., Tassev Y., 2011a. Ionization effect of solar protons in the Earth atmosphere - Case study of the 20 January 2005 SEP event. *Advances in Space Research* 48(7), 1232-1237.
- Mishev A., Velinov, P.I.Y., Mateev, L., 2011b. Ion Production Rate Profiles in the Atmosphere due to Solar Energetic Particles on 28 October 2003 Obtained with CORSIKA 6.52 Simulations. *Comptes rendus de l'Académie bulgare des Sciences* 64(6), 859-866.
- Mishev A., Velinov P.I.Y., Mateev L., Tassev Y., 2012. Ionization effect of nuclei with solar and galactic origin in the Earth atmosphere during GLE 69 on 20 January 2005. *Journal of Atmospheric and Solar-Terrestrial Physics*, 89,1-7.
- Mishev A., Usoskin I., Kovaltsov G., 2013, Neutron monitor yield function: New improved computations. *J. Geophys. Res.* 118, 2783-2788.
- Nakamura K., Hagiwara K., Hikasa K., 2010. The Review of Particle Physics. *Physics G* 37, 075021.
- Neher H.V., 1967. Cosmic ray particles that changed from 1954 to 1965. *Journal of Geophysical Research* 72, 1527-1539.
- Neher H.V., 1971. Cosmic rays at high latitudes and altitudes covering four solar maxima. *Journal of Geophysical Research* 76, 1637-1651.
- Neher H. V., Johnston A.R., 1956. Modification of the automatic ionization chamber, *Rev. Sci. Instr.* 27, 173-174.
- O'Brien K., 1970. Calculated Cosmic Ray Ionization in the Lower Atmosphere. *Journal of Geophysical Research* 75(22), 4357-4359.
- O'Brien K., 2005. The theory of cosmic-ray and high-energy solar-particle transport in the atmosphere. *Proceedings of 7th International Symposium on the Natural Radiation Environment* 29-44.
- Ondraskova A., Krivolutsky A.A., Kukoleva, A. et al., 2008. Response of the lower ionosphere to solar proton event on July 14, 2000. Model simulations over both poles. *Journal of Atmospheric and Solar-Terrestrial Physics* 70(2-4), 539-545.
- Ostapchenko S., 2006. QGSJET-II: towards reliable description of very high energy hadronic interactions. *Nuclear Physics B - Proceedings Supplements* 151 (1), 143-146.

- Porter H., Jackman C., Green A., 1976. Efficiencies for production of atomic nitrogen and oxygen by relativistic proton impact in air. *Journal of Chemical Physics* 65(1), 154-167.
- Repnev, A.I. and Krivolutsky, A.A., 2010. Variations in the chemical composition of the atmosphere from satellite measurements and their relation to fluxes of energetic particles of cosmic origin. *Izvestiya - Atmospheric and Ocean Physics* Volume 46(5), 535-562.
- Risse M., Heck D., 2004. Energy Release in Air Showers. *Astroparticle Physics* 20, 661-667.
- Shea M. A. and Smart D.F., 1990. A summary of major solar proton events. *Solar Physics* 127, 297-320.
- Tassev Y., Kilifarska N., Tomova D., 2014. Statistical analysis of solar proton flux influence on thermodynamics of middle atmosphere in the north hemisphere. *Comptes rendus de l'Académie bulgare des Sciences* 67(1), 95-100.
- Tonev P, Velinov P.I.Y., 2013. Development of simulation model for dc electric currents and fields in equatorial lower ionosphere above thunderstorms and their influence on conductivities. *Comptes rendus de l'Académie bulgare des Sciences* 66(12), 1739-1750.
- Usoskin I., Gladysheva O., Kovaltsov G., 2004. Cosmic ray-induced ionization in the atmosphere: spatial and temporal changes. *Journal of Atmospheric and Solar-Terrestrial Physics*. 66(18), 1791-1796.
- Usoskin I.G., Alanko-Huotari K., Kovaltsov G.A., Mursula K., 2005. Heliospheric modulation of cosmic rays: Monthly reconstruction for 1951-2004. *Journal of Geophysical Research* 110, A12108.
- Usoskin I., Kovaltsov G., 2006. Cosmic ray induced ionization in the atmosphere: Full modeling and practical applications. *Journal of Geophysical Research*, 111, D21206.
- Usoskin I.G., Desorgher L., Velinov P. et al., 2009. Ionization of the Earth's atmosphere by solar and galactic cosmic rays. *Acta Geophysica* 57(1), 88-101.
- Usoskin I.G., Kovaltsov G.A., Mironova I.A. et al., 2011. Ionization effect of solar particle GLE events in low and middle atmosphere. *Atmospheric Chemistry and Physics* 11, 1979-1988.
- Vanhellemont F., Fussen D., Bingen C., 2003. A time series analysis to investigate a possible link between cosmic rays and stratospheric aerosols. *Advances in Space Research*. 31(9), 2145-2150.
- Velinov P.I.Y., Mishev A., 2007. Cosmic Ray Induced Ionization in the Atmosphere Estimated with CORSIKA Code Simulations. *Comptes rendus de l'Académie bulgare des Sciences* 60(5), 493-500.
- Velinov P.I.Y., Tonev P., 2008. Electric currents from thunderstorms to the ionosphere during a solar cycle: quasi-static modeling of the coupling mechanism. *Advances in Space Research* 42, 1569-1575.

- Velinov P.I.Y., Nestorov G., Dorman, L. 1974. Cosmic Ray Influence on the Ionosphere and on the Radio-Wave Propagation. Bulgarian Academy of Sciences Press, Sofia, 1974
- Velinov P.I.Y., Mishev A., Mateev L., 2009. Model for induced ionization by galactic cosmic rays in the Earth atmosphere and ionosphere. *Advances in Space Research* 44(9), 1002-1007.
- Velinov P.I.Y., Asenovski S., Mateev L. , 2012. Ionization of Anomalous Cosmic Rays in Ionosphere and Middle Atmosphere Simulated by CORIMIA Code. *Comptes rendus de l'Académie bulgare des Sciences*, 65(9), 1261-1268.
- Velinov P.I.Y., Asenovski S., Kudela K., Lastovicka J. et al., 2013a. Impact of cosmic rays and solar energetic particles on the Earth's ionosphere and atmosphere. *Journal of Space Weather and Space Climate* 3, A14.
- Velinov P.I.Y., Asenovski S., Mateev L. 2013b. Numerical calculation of cosmic ray ionization rate profiles in the middle atmosphere and lower ionosphere with relation to characteristic energy intervals. *Acta Geophysica* 61(2), 494-509.
- Vitt F., Jackman C., 1996. A comparison of sources of odd nitrogen production from 1974 through 1993 in the Earth's middle atmosphere as calculated using a two-dimensional model. *Journal of Geophysical Research*. 101(D3), 6729-6739.