

Exceeding the leading spike intensity and fluence limits in backward Raman amplifiers

V. M. Malkin,¹ Z. Toroker,² and N. J. Fisch¹

¹⁾*Department of Astrophysical Sciences, Princeton University, Princeton, NJ USA 08540*

²⁾*Department of Electrical Engineering, Technion Israel Institute of Technology, Haifa 32000, Israel*

(Dated: 16 January 2021)

The leading amplified spike in backward Raman amplifiers can reach nearly relativistic intensities before the saturation by the relativistic electron nonlinearity, which sets an upper limit to the largest achievable leading spike intensity. It is shown here that this limit can be substantially exceeded by the initially sub-dominant spikes, which surprisingly outgrow the leading spike after its nonlinear saturation. Furthermore, an initially negligible group velocity of the amplified pulse in strongly under-critical plasma appears to be capable of delaying the filamentation instability in the nonlinear saturation regime. This enables further amplification of the pulse to even larger output fluences.

PACS numbers: 52.38.Bv, 42.65.Re, 42.65.Dr, 52.35.Mw

I. INTRODUCTION

The backward Raman amplification (BRA) of laser pulses in plasmas¹ is potentially capable of producing laser powers about a million times larger than the chirped pulse amplification (CPA)² at the same wavelengths within the same size devices^{3,4}. The BRA advantage can be even much greater at laser wavelengths much shorter than 1/3 micron, where material gratings used by CPA cannot operate. The possibility of reaching nearly relativistic unfocused intensities in backward Raman amplifiers has been in principle demonstrated experimentally as well^{5–11}.

The major physical processes that may affect BRA include the amplified pulse filamentation and detuning due to the relativistic electron nonlinearity^{1,4,12–15}, parasitic Raman scattering of the pump and amplified pulses by plasma noise^{1,3,4,16–18}, generation of superluminous precursors of the amplified pulse¹⁹, pulse scattering by plasma density inhomogeneities²⁰, pulse depletion and plasma heating through inverse bremsstrahlung^{21–24}, the resonant Langmuir wave Landau damping^{21,23,25–30} and breaking^{1,3,4,31,32}. Most of these deleterious processes can be mitigated by appropriate preparation of laser pulses and plasmas, choosing parameter ranges and selective detuning of the Raman resonance. Ultimately, the output intensity limit appears to be imposed primarily by the relativistic electron nonlinearity (REN), causing saturation of the dominant leading spike growth. The major goal of this paper is to explore the possibility of extending BRA beyond this theoretical limit for the largest achievable unfocused intensity and fluence of the output pulses.

II. BASIC EQUATIONS

To proceed, note that the transverse filamentation instability associated with the REN can be delayed, say, by using pulses highly uniform in the transverse directions, or by transverse phase mixing. Then, to assess the largest output intensity, a one-dimensional model may be adequate. The one-dimensional equations for the resonant 3-wave interaction, together with the lowest order relativistic nonlinearity and group velocity dispersion terms, can be put in the form¹³:

$$a_t + c_a a_z = V_3 f b, \quad f_t = -V_3 a b^*, \quad (1)$$

$$b_t - c_b b_z = -V_3 a f^* + iR|b|^2 b - i\kappa b_{tt}. \quad (2)$$

Here a , b and f are envelopes of the pump pulse, counter-propagating shorter pumped pulse and resonant Langmuir wave, respectively; subscripts t and z signify time and space derivatives; c_a and c_b are group velocities of the pump and amplified pulses; V_3 is the 3-wave coupling constant (real for appropriately defined wave envelopes), R is the coefficient of nonlinear frequency shift due to the relativistic electron nonlinearity, $\kappa = c'_b/2c_b$ is the group velocity dispersion coefficient (c'_b is the derivative of the amplified pulse group velocity over the frequency).

The group velocities c_a and c_b are expressed in terms of the respective laser frequencies ω_a and ω_b as follows:

$$c_a = c \sqrt{1 - \frac{\omega_e^2}{\omega_a^2}}, \quad c_b = c \sqrt{1 - \frac{\omega_e^2}{\omega_b^2}}, \quad (3)$$

where c is the speed of light in vacuum,

$$\omega_e = \sqrt{\frac{4\pi n_e e^2}{m_e}} \quad (4)$$

is the electron plasma frequency, n_e is the electron plasma concentration, m_e is the electron rest mass and $-e$ is the

electron charge, so that

$$2\kappa = \frac{c'_b}{c_b} = \frac{\omega_e^2}{\omega_b(\omega_b^2 - \omega_e^2)} = \frac{\omega_e^2 c^2}{\omega_b^3 c_b^2}. \quad (5)$$

The pump pulse envelope, a , is further normalized such that the average square of the electron quiver velocity in the pump laser field, measured in units of c^2 , is $|a|^2$, so that

$$\overline{v_{ea}^2} = c^2 |a|^2. \quad (6)$$

Then, the average square of the electron quiver velocity in the seed laser field and in the Langmuir wave field are given by

$$\overline{v_{eb}^2} = c^2 |b|^2 \frac{\omega_a}{\omega_b}, \quad \overline{v_{ef}^2} = c^2 |f|^2 \frac{\omega_a}{\omega_f}. \quad (7)$$

The 3-wave coupling constant can be written as³³

$$V_3 = k_f c \sqrt{\frac{\omega_e}{8\omega_b}} \quad (8)$$

where k_f is the wave number of the resonant Langmuir wave

$$k_f = k_a + k_b, \quad k_a c = \sqrt{\omega_a^2 - \omega_e^2}, \quad k_b c = \sqrt{\omega_b^2 - \omega_e^2}. \quad (9)$$

The frequency resonance condition is

$$\omega_b + \omega_f = \omega_a, \quad (10)$$

where $\omega_f \approx \omega_e$ is the Langmuir wave frequency in a not too hot plasma. The nonlinear frequency shift coefficient R can then be put as³⁴⁻³⁶

$$R = \frac{\omega_e^2 \omega_a}{4\omega_b^2}. \quad (11)$$

This hydrodynamic model is applicable for the pump pulse intensity I_0 smaller than that at the threshold of the resonant Langmuir wave breaking I_{br} . The motivation for studying specifically such regimes is that for deep wavebreaking regimes the BRA efficiency is lower^{1,3}.

III. UNIVERSAL VARIABLES

The above equations will be solved for a small Gaussian initial seed and constant initial pump with a sharp front. After entering the pump depletion stage, the leading amplified spike (propagating directly behind the seed pulse) grows and contracts (since it depletes the pump faster and faster, as it grows). Thus the spike becomes of much shorter duration than the elapsed amplification time, attaining the universal features of a classical π -pulse before the REN becomes important. This prepares universal initial conditions for entering the REN regime.

To expose this universality, it is helpful to change z and t variables to dimensionless variables

$$\tau = \left(1 + \frac{c_a}{c_b}\right)^{1/3} R^{1/3} V_3^{2/3} a_0^{4/3} \frac{L - z}{c_b}, \quad (12)$$

$$\zeta = \left(1 + \frac{c_a}{c_b}\right)^{-1/3} R^{-1/3} V_3^{4/3} a_0^{2/3} \left(t - \frac{L - z}{c_b}\right),$$

where τ measures the elapsed amplification time (or the distance traversed by the original seed front), ζ measures the distance (or delay time) from the original seed front; L is the plasma width and a_0 is the input pump amplitude; the seed is injected into the plasma at $z = L$, $t = 0$ and meets immediately the pump front injected into the plasma at $z = 0$, $t = -L/c_a$.

Then, defining new wave amplitudes a_1 , f_1 and b_1 by formulas

$$a = a_0 a_1, \quad (13)$$

$$f = -a_0 \left(1 + \frac{c_a}{c_b}\right)^{1/2} f_1, \quad (14)$$

$$b = \left(\frac{V_3 a_0^2}{R}\right)^{1/3} \left(1 + \frac{c_a}{c_b}\right)^{1/6} b_1, \quad (15)$$

and neglecting the “slow” time derivative of the pump amplitude compared to the “fast” time derivative of the pump amplitude, one obtains the following universal equations containing just one parameter Q :

$$a_1 \zeta = -b_1 f_1, \quad (16)$$

$$f_1 \zeta = a_1 b_1^*, \quad (17)$$

$$b_{1\tau} = a_1 f_1^* - i Q b_1 \zeta + i |b_1|^2 b_1, \quad (18)$$

$$Q = \frac{(k_a + k_b)^2 c^2 \omega_b c'_b}{4\omega_e \omega_a (c_a + c_b)}. \quad (19)$$

The parameter Q characterizes the group velocity dispersion of amplified pulse and depends only on the ratio of the plasma to laser frequency $q \equiv \omega_e/\omega_b$. In strongly under-critical plasmas, where $q \ll 1$, one has $Q = q/2$; in nearly critical plasmas, where $q \rightarrow 1$, one has $Q = 0.5/\sqrt{1 - q^2} \gg 1$.

In strongly undercritical plasmas, which is of major interest here, the amplified pulse intensity I , fluence w and effective duration Δt_b can then be expressed in these variables as

$$I = \frac{G |b_1|^2 \omega_e}{4\lambda_b} \left(\frac{I_0^2}{2I_{br}^2}\right)^{1/3}, \quad (20)$$

$$w = \frac{G\tau}{\lambda_b} \left(\frac{I_0}{4I_{br}}\right)^{1/3}, \quad (21)$$

$$\Delta t_b = \frac{w}{\max_\zeta I} = \frac{4\tau}{\omega_e \max_\zeta |b_1|^2} \left(\frac{I_{br}}{2I_0}\right)^{1/3}, \quad (22)$$

where

$$G = m_e^2 c^4 / e^2 = 0.3 \text{ J/cm}, \quad \lambda_b = 2\pi/k_b, \quad (23)$$

and

$$I_{\text{br}} = n_e m_e c^3 q / 16 \quad (24)$$

is the threshold pump intensity for resonant Langmuir wave breaking. The formula for fluence here assumes nearly complete pump depletion.

Eqs. (16)- (18) will be solved now for small input Gaussian seed pulses of the form

$$b_1(\zeta, 0) = \frac{b_{10}}{\sqrt{D\pi}} \exp \left[-\frac{(\zeta - \zeta_0)^2}{D} \right]$$

with $b_{10} = 0.05$, $D = 1$ and $\zeta_0 = 10$. No auxiliary chirping of the seed pulse is needed here, though it may be useful in less undercritical plasmas³⁷.

IV. DISPERSIONLESS REN REGIME

First, consider extremely undercritical plasmas where the group velocity dispersion can be neglected, so that the approximation $Q = 0$ is good enough.

Fig. 1 shows the rescaled amplified pulse amplitude $|b_1|$ as a function of the delay time ζ at several amplification times τ for $Q = 0$. The amplified pulse may have its maximum amplitude from either the first spike or from later spikes. This maximum is depicted in Fig. 2. The initial nearly linear part of the curve in Fig. 2 corresponds to the classical π -pulse regime. In the REN regime, the leading spike growth saturates, while the second spike grows, reaching even higher intensity. Then the second spike growth saturates, while the third spike grows, reaching even higher intensity yet. The spikes do not filament and remain distinguishable for a while. As seen from the Fig. 2, the top amplified pulse amplitude can be nearly double the largest leading spike amplitude, so that output intensity can be nearly 4 times the leading spike theoretical limit.

V. THE EFFECT OF GROUP VELOCITY DISPERSION

For less extreme, though still strongly undercritical plasmas, the group velocity dispersion can become important in the REN regime. This is in contrast to the π -pulse regime for which the group velocity dispersion is negligible in strongly undercritical plasmas¹³. The importance of even rather small group velocity dispersion in the REN regime is illustrated in Figs. 3 and 4 which show the dispersion effect at small $Q \approx q/2$.

Fig. 4 shows the maximum pulse amplitude $\max_{\zeta} |b_1|$ as a function of the amplification time τ . Note that the π -pulse regime corresponds to the joint straight part of the curves located approximately at times $\tau < 2$. Here, there is indeed no Q -dependence, indicating the negligibility of the group velocity dispersion. However, in the REN regime ($\tau > 3$), the Q -dependence becomes increasingly prominent. Larger Q corresponds to smaller pulse

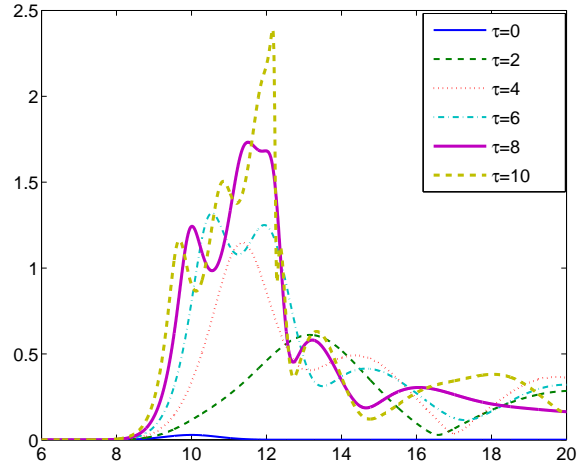


FIG. 1. The amplified pulse amplitude $|b_1|$ vs. the delay time ζ at several values of the amplification time τ in extremely undercritical plasma.

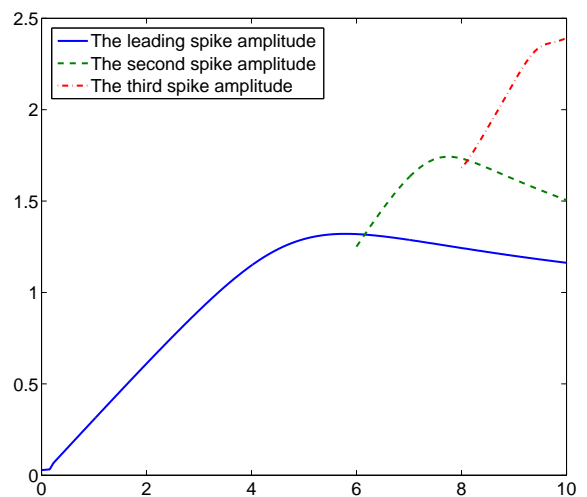


FIG. 2. The maximal amplitude of the amplified pulse $\max_{\zeta} |b_1|$ as a function of the amplification time τ in extremely undercritical plasma.

amplitudes, because group velocity dispersion tends to stretch the pulses. It also tends to delay the onset of the longitudinal filamentation instability, thus enabling yet larger output fluences if not intensities.

It can be seen from Figs. 3 and 4 that significant additional growth of the amplified pulse intensity and fluence can occur not only beyond the classical π -pulse regime, but even after the leading spike saturation. In extremely undercritical plasmas, where $Q \lesssim 0.01$, subsequent to the leading spike saturation, the amplified pulse intensity and fluence can increase further by a factor of about 3. In denser, but still strongly undercritical plasmas with

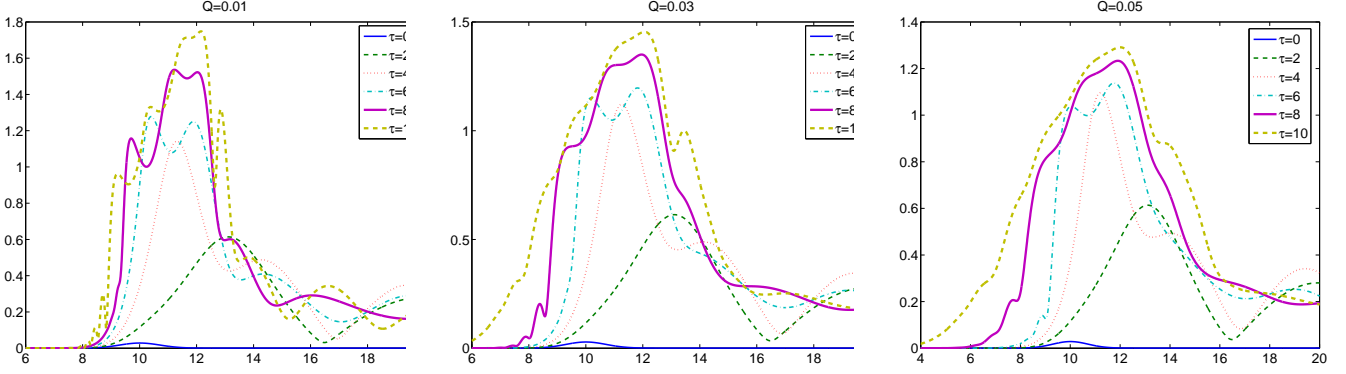


FIG. 3. The amplified pulse amplitude $|b_1|$ vs. the delay time ζ at several values of the amplification time τ and the dispersion parameter Q .

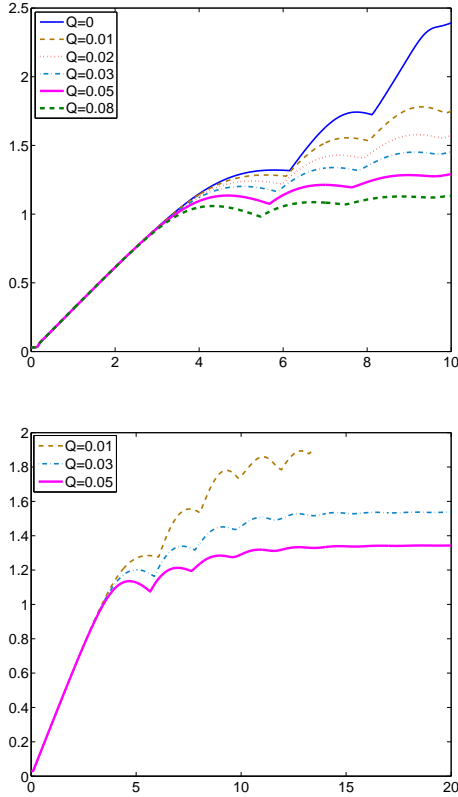


FIG. 4. The maximal amplitude of the amplified pulse $\max_{\zeta} |b_1|$ as a function of the amplification time τ for several values of the dispersion parameter Q .

$Q \sim 0.02 - 0.03$, the amplified pulse growth subsequent to the leading spike saturation can be about 2-fold in intensity and about 4-fold in fluence.

For example, for $\lambda_b = 1/4 \mu\text{m}$ and $I_0 = I_{\text{br}}/2$, and $Q = 0.025$ (corresponding to $\omega_e/\omega_b = 0.05$), the fluence achievable in the REN regime is 120 kJ/cm^2 . Here, the plasma concentration is $n_e = 4.5 \times 10^{19} \text{ cm}^{-3}$ and

the input pump intensity is $I_0 = 1.7 \times 10^{14} \text{ W/cm}^2$; the pump duration is 0.7 ns , the amplified pulse output duration is 94 fs and the intensity is $1.2 \times 10^{18} \text{ W/cm}^2$. This is more than 10 times larger than intensities reached in the recent numerical simulations³⁸. In these simulations, the REN regime was not reached apparently because of instabilities. These instabilities arise from noise, which in particle-in-cell codes might even exceed real plasma noise. In any event, the instabilities might have been suppressed, say, by applying selective detuning techniques^{3,4,16–18} (which were not employed in³⁸). The same applies to the paper³² where somewhat larger output intensities, like $4 \times 10^{17} \text{ W/cm}^2$, were reported numerically for much larger pump intensities $I_0 \approx 30 I_{\text{br}} \gg I_{\text{br}}$ not discussed here. Note that the ability to compress laser pulses from ns to 100 fs duration may allow direct BRA of currently available powerful $1/4$ micron wavelength ns laser pulses to ultrahigh powers. The regimes found here can further enhance multi-step BRA schemes^{39,40}, as well as possible combinations of such schemes with other currently considered methods of producing ultra-high laser intensities, like^{41–48}.

VI. SUMMARY

In summary, an amplification regime is identified here wherein output pulse intensities and fluences substantially surpass the previous theoretical limit for strongly undercritical plasmas. The new intensity and fluence limits are produced by the initially sub-dominant spikes of the amplified wavetrain, which were not previously thought to be important for achieving the largest output pulses. In addition, the amplified pulse regular group velocity dispersion, in spite of being small in strongly undercritical plasmas, is shown nevertheless to be capable of a further delaying the pulse filamentation, thus allowing a further pulse amplification to even larger output fluences.

VII. ACKNOWLEDGMENTS

This work was supported by DTRA HDTRA1-11-1-0037, by NSF PHY-1202162, and by the NNSA SSAA Program under Grant No DE274-FG52-08NA28553.

- ¹V. M. Malkin, G. Shvets, and N. J. Fisch, “Fast compression of laser beams to highly overcritical powers,” *Phys. Rev. Lett.* **82**, 4448 (1999).
- ²G. A. Mourou, C. P. J. Barty, and M. D. Perry, “Ultrahigh-intensity lasers: physics of the extreme on a tabletop,” *Phys. Today* **51**, 22 (1998).
- ³V. M. Malkin, G. Shvets, and N. J. Fisch, “Ultra-powerful compact amplifiers for short laser pulses,” *Phys. Plasmas* **7**, 2232 (2000).
- ⁴V. M. Malkin and N. J. Fisch, “Key plasma parameters for resonant backward Raman amplification in plasma,” *Eur. Phys. J. Special Topics* **223**, 1157 (2014).
- ⁵Y. Ping, W. Cheng, S. Suckewer, D. S. Clark, and N. J. Fisch, “Amplification of ultrashort laser pulses by a resonant Raman scheme in a gas-jet plasma,” *Phys. Rev. Lett.* **92**, 175 007 (2004).
- ⁶A. A. Balakin, D. V. Kartashov, A. M. Kiselev, S. A. Skobelev, A. N. Stepanov, and G. M. Fraiman, “Laser pulse amplification upon Raman backscattering in plasma produced in dielectric capillaries,” *JETP Lett.* **80**, 12 (2004).
- ⁷W. Cheng, Y. Avitzour, Y. Ping, S. Suckewer, N. J. Fisch, M. S. Hur, and J. S. Wurtele, “Reaching the nonlinear regime of Raman amplification of ultrashort laser pulses,” *Phys. Rev. Lett.* **94**, 045 003 (2005).
- ⁸J. Ren, S. Li, A. Morozov, S. Suckewer, N. A. Yampolsky, V. M. Malkin, and N. J. Fisch, “A compact double-pass Raman backscattering amplifier/compressor,” *Phys. Plasmas* **15**, 056 702 (2008).
- ⁹R. K. Kirkwood, E. Dewald, C. Niemann, N. Meezan, S. C. Wilks, D. W. Price, O. L. Landen, J. Wurtele, A. E. Charman, R. Lindberg, N. J. Fisch, V. M. Malkin, and E. O. Valeo, “Amplification of an ultrashort pulse laser by stimulated Raman scattering of a 1 ns pulse in a low density plasma,” *Phys. Plasmas* **14**, 113 109 (2007).
- ¹⁰C. H. Pai, M. W. Lin, L. C. Ha, S. T. Huang, Y. C. Tsou, H. H. Chu, J. Y. Lin, J. Wang, and S. Y. Chen, “Backward Raman amplification in a plasma waveguide,” *Phys. Rev. Lett.* **101**, 065 005 (2008).
- ¹¹G. Vieux, A. Lyachev, X. Yang, B. Ersfeld, J. P. Farmer, E. Brunetti, R. C. Issac, G. Raj, G. H. Welsh, S. M. Wiggins, and D. A. Jaroszynski, “Chirped pulse Raman amplification in plasma,” *New J. Phys.* **13**, 063 042 (2011).
- ¹²G. M. Fraiman, N. A. Yampolsky, V. M. Malkin, and N. J. Fisch, “Robustness of laser phase fronts in backward Raman amplifiers,” *Phys. Plasmas* **9**, 3617 (2002).
- ¹³V. M. Malkin and N. J. Fisch, “Relic crystal-lattice effects on Raman compression of powerful x-ray pulses in plasmas,” *Phys. Rev. Lett.* **99**, 205 001 (2007).
- ¹⁴V. M. Malkin, Z. Toroker, and N. J. Fisch, “Laser duration and intensity limits in plasma backward Raman amplifiers,” *Phys. Plasmas* **19**, 023 109 (2012).
- ¹⁵G. Lehmann and K. H. Spatschek, “Non-filamentated ultra-intense and ultra-short pulse fronts in three-dimensional Raman seed amplification,” *Phys. Plasmas* **21**, 053 101 (2014).
- ¹⁶V. M. Malkin, G. Shvets, and N. J. Fisch, “Detuned Raman amplification of short laser pulses in plasma,” *Phys. Rev. Lett.* **84**, 1208 (2000).
- ¹⁷V. M. Malkin, Y. A. Tsidulko, and N. J. Fisch, “Stimulated Raman scattering of rapidly amplified short laser pulses,” *Phys. Rev. Lett.* **85**, 4068 (2000).
- ¹⁸A. A. Solodov, V. M. Malkin, and N. J. Fisch, “Pump side scattering in ultrapowerful backward Raman amplifiers,” *Phys. Rev. E* **69**, 066 413 (2004).
- ¹⁹Y. A. Tsidulko, V. M. Malkin, and N. J. Fisch, “Suppression of superluminous precursors in high-power backward Raman amplifiers,” *Phys. Rev. Lett.* **88**, 235 004 (2002).
- ²⁰A. A. Solodov, V. M. Malkin, and N. J. Fisch, “Random density inhomogeneities and focusability of the output pulses for plasma-based powerful backward Raman amplifiers,” *Phys. Plasmas* **10**, 2540 (2003).
- ²¹V. M. Malkin, N. J. Fisch, and J. S. Wurtele, “Compression of powerful x-ray pulses to attosecond durations by stimulated Raman backscattering in plasmas,” *Phys. Rev. E* **75**, 026 404 (2007).
- ²²V. M. Malkin and N. J. Fisch, “Quasitransient regimes of backward Raman amplification of intense x-ray pulses,” *Phys. Rev. E* **80**, 046 409 (2009).
- ²³V. M. Malkin and N. J. Fisch, “Quasitransient backward Raman amplification of powerful laser pulses in plasma with multicharged ions,” *Phys. Plasmas* **17**, 073 109 (2010).
- ²⁴A. A. Balakin, N. J. Fisch, G. M. Fraiman, V. M. Malkin, and Z. Toroker, “Numerical modeling of quasitransient backward Raman amplification of laser pulses in moderately undercritical plasmas with multicharged ions,” *Phys. Plasmas* **18**, 102 311 (2011).
- ²⁵M. S. Hur, R. R. Lindberg, A. E. Charman, J. S. Wurtele, and H. Suk, “Electron Kinetic Effects on Raman Backscatter in Plasmas,” *Phys. Rev. Lett.* **95**, 115 003 (2005).
- ²⁶N. Yampolsky and N. Fisch, “Effect of nonlinear Landau damping in plasma-based backward Raman amplifier,” *Phys. Plasmas* **16**, 072 105 (2009).
- ²⁷N. Yampolsky and N. Fisch, “Limiting effects on laser compression by resonant backward Raman scattering in modern experiments,” *Physics of Plasmas* **18**, 056 711 (2011).
- ²⁸D. Strozzi, E. Williams, H. Rose, D. Hinkel, A. Langdon, and J. Banks, “Threshold for electron trapping nonlinearity in Langmuir waves,” *Phys. Plasmas* **19**, 112 306 (2012).
- ²⁹Z. Wu, Y. Zuo, J. Su, L. Liu, Z. Zhang, and X. Wei, “Production of single pulse by Landau damping for backward Raman amplification in plasma,” *IEEE Transactions on Plasma Science* **42**, 1704–1708 (2014).
- ³⁰S. Depierreux, V. Yahia, C. Goyon, G. Loisel, P.-E. Masson-Laborde, N. Borisenko, A. Orekhov, O. Rosmej, T. Rienecker, and C. Labaune, “Laser light triggers increased Raman amplification in the regime of nonlinear Landau damping,” *Nature Communications* **5**, 4158 (2014).
- ³¹N. A. Yampolsky, N. J. Fisch, V. M. Malkin, E. J. Valeo, R. Lindberg, J. Wurtele, J. Ren, S. Li, A. Morozov, and S. Suckewer, “Demonstration of detuning and wavebreaking effects on Raman amplification efficiency in plasma,” *Phys. Plasmas* **15**, 113 104 (2008).
- ³²R. M. G. M. Trines, F. Fiuza, R. Bingham, R. A. Fonseca, L. O. Silva, R. A. Cairns, and P. A. Norreys, “Simulations of efficient Raman amplification into the multipetawatt regime,” *Nature Phys.* **7**, 87 (2011).
- ³³W. L. Kruer, *The Physics of Laser Plasma Interactions* (Addison-Wesley, Reading, MA, 1988).
- ³⁴A. G. Litvak, “Finite-amplitude wave beams in a magnetoactive plasma,” *Zh. Eksp. Teor. Fiz. [Sov. Phys. JETP]* **57** [30], 629 [344] (1969 [1970]).
- ³⁵C. Max, J. Arons, and A. B. Langdon, “Self-modulation and self-focusing of electromagnetic waves in plasmas,” *Phys. Rev. Lett.* **33**, 209 (1974).
- ³⁶G.-Z. Sun, E. Ott, Y. C. Lee, and P. Guzdar, “Self-focusing of short intense pulses in plasmas,” *Phys. Fluids* **30**, 526 (1987).
- ³⁷Z. Toroker, V. M. Malkin, and N. J. Fisch, “Seed Laser Chirping for Enhanced Backward Raman Amplification in Plasmas,” *Phys. Rev. Lett.* **109**, 085 003 (2012).
- ³⁸R. M. G. M. Trines, F. Fiuza, R. Bingham, R. A. Fonseca, L. O. Silva, R. A. Cairns, and P. A. Norreys, “Production of Picosecond, Kilojoule, and Petawatt Laser Pulses via Raman Amplification of Nanosecond Pulses,” *Phys. Rev. Lett.* **107**, 105 002 (2011).

- ³⁹N. J. Fisch and V. M. Malkin, “Generation of ultrahigh intensity laser pulses,” *Phys. Plasmas* **10**, 2056 (2003).
- ⁴⁰V. M. Malkin and N. J. Fisch, “Manipulating ultra-intense laser pulses in plasmas,” *Phys. Plasmas* **12**, 044 507 (2005).
- ⁴¹G. Shvets, N. J. Fisch, A. Pukhov, and J. Meyer-ter-Vehn, “Superradiant amplification of an ultrashort laser pulse in a plasma by a counterpropagating pump,” *Phys. Rev. Lett.* **81**, 4879 (1998).
- ⁴²L. Lancia, J.-R. Marquès, M. Nakatsutsumi, C. Riconda, S. Weber, S. Hüller, A. Mančić, P. Antici, V. T. Tikhonchuk, A. Héron, P. Audebert, and J. Fuchs, “Experimental Evidence of Short Light Pulse Amplification Using Strong-Coupling Stimulated Brillouin Scattering in the Pump Depletion Regime,” *Phys. Rev. Lett.* **104**, 025 001 (2010).
- ⁴³A. V. Korzhimanov, A. A. Gonoskov, E. A. Khazanov, and A. M. Sergeev, “Horizons of petawatt laser technology,” *Physics-Uspekhi* **54**, 9–28 (2011).
- ⁴⁴A. Di Piazza, C. Müller, K. Z. Hatsagortsyan, and C. H. Keitel, “Extremely high-intensity laser interactions with fundamental quantum systems,” *Rev. Mod. Phys.* **84**, 1177–1228 (2012).
- ⁴⁵G. A. Mourou, N. J. Fisch, V. M. Malkin, Z. Toroker, E. A. Khazanov, A. M. Sergeev, T. Tajima, and B. L. Garrec, “Exawatt-Zettawatt pulse generation and applications,” *Opt. Commun.* **285**, 720–724 (2012).
- ⁴⁶S. V. Bulanov, T. Z. Esirkepov, M. Kando, A. S. Pirozhkov, and N. N. Rozanov, “Relativistic mirrors in plasmas: novel results and perspectives,” *Physics-Uspekhi* **56**, 429–464 (2013).
- ⁴⁷S. Weber, C. Riconda, L. Lancia, J.-R. Marquès, G. A. Mourou, and J. Fuchs, “Amplification of Ultrashort Laser Pulses by Brillouin Backscattering in Plasmas,” *Phys. Rev. Lett.* **111**, 055 004 (2013).
- ⁴⁸M. Tamburini, A. Di Piazza, T. V. Liseykina, and C. H. Keitel, “Plasma-Based Generation and Control of a Single Few-Cycle High-Energy Ultrahigh-Intensity Laser Pulse,” *Phys. Rev. Lett.* **113**, 025 005 (2014).