

Dissipative dynamics in quasi-fission

V.E. Oberacker,¹ A.S. Umar,¹ and C. Simenel²

¹*Department of Physics and Astronomy, Vanderbilt University, Nashville, Tennessee 37235, USA*

²*Department of Nuclear Physics, RSPE, Australian National University, Canberra, ACT 0200, Australia*

(Dated: June 14, 2021)

Quasi-fission is the primary reaction mechanism that prevents the formation of superheavy elements in heavy-ion fusion experiments. Employing the time-dependent density functional theory approach we study quasi-fission in the systems $^{40,48}\text{Ca}+^{238}\text{U}$. Results show that for ^{48}Ca projectiles the quasi-fission is substantially reduced in comparison to the ^{40}Ca case. This partly explains the success of superheavy element formation with ^{48}Ca beams. For the first time, we also calculate the repartition of excitation energies of the two fragments in a dynamic microscopic theory. The system is found in quasi-thermal equilibrium only for reactions with ^{40}Ca . The differences between both systems are interpreted in terms of initial neutron to proton asymmetry of the colliding partners.

PACS numbers: 21.60.-n, 21.60.Jz

The search for new elements is one of the most novel and challenging research areas of nuclear physics. The discovery of a region of the nuclear chart that can sustain the so called *superheavy elements* (SHE) has lead to intense experimental activity resulting in the discovery of elements with atomic numbers as large as $Z = 117$ [1–3]. The theoretically predicted *island of stability* in the SHE region of the nuclear chart is the result of new proton and neutron shell-closures, whose location is not precisely known [4–6]. The experiments to discover these new elements are notoriously difficult, with production cross-sections in pico-barns. Of primary importance for the experimental investigations appear to be the choice of target-projectile combinations that have the highest probability for forming a compound nucleus that results in the production of the desired element. Experimentally, two approaches have been used for the synthesis of these elements, one utilizing doubly-magic ^{208}Pb targets or ^{209}Bi (cold-fusion) [7, 8], the other utilizing deformed actinide targets with neutron-rich projectiles (hot-fusion), such as ^{48}Ca [1–3]. While both methods have been successful in synthesizing new elements the evaporation residue cross-sections for hot-fusion were found to be several orders of magnitude larger than those for cold fusion. To pinpoint the root of this difference it is important to understand the details of the reaction dynamics of these systems. For light and medium mass systems the capture cross-section may be considered to be the same as that for complete fusion. For heavy systems leading to superheavy formations however, the formation of a compound nucleus is dramatically reduced due to the quasi-fission (QF) process [9, 10]. Consequently, quasi-fission is the primary reaction mechanism that limits the formation of superheavy nuclei. Quasi-fission is characterized by nuclear contact-times that are usually greater than 5 zs but much shorter than typical fusion-fission times which require the formation of a compound nucleus [11–14].

Many experimental studies have been performed to understand the mechanisms at play in the quasi-fission

process since its discovery [11–19]. Various theoretical models [20–22] have also been developed to help in the interpretation of these experimental data. These models are often based on statistical or transport theories. In this letter, we consider another formalism based on a many-body quantum approach. We study quasi-fission with the fully microscopic time-dependent Hartree-Fock (TDHF) theory proposed by Dirac [23]. The TDHF theory provides a useful foundation for a fully microscopic many-body theory of large amplitude collective motion. This approach has been widely applied to study heavy-ion collisions in nuclear physics [24, 25]. The TDHF time-evolution can correctly account for the heavy-ion interaction barriers [26–29] and thus reproduce the capture cross-sections in heavy systems such as $^{48}\text{Ca}+^{238}\text{U}$ [29]. It is also able to describe transfer and deep-inelastic reactions [30–37] as well as the dynamics of fission fragments [38]. It is therefore a tool of choice to investigate quasi-fission mechanisms. However, the feasibility of using TDHF for quasi-fission has only been recognized recently [39]. These applications have been made possible thanks to considerable improvements of computational power in the past decade. Modern TDHF calculations are performed on a three-dimensional (3D) Cartesian grid with no symmetry restrictions and with much more accurate numerical methods [40–46].

In the present TDHF calculations we use the Skyrme SLy4d energy density functional (EDF) [47] including all of the relevant time-odd terms in the mean-field Hamiltonian. First we generate very accurate static HF wave functions for the two nuclei on the 3D grid. The initial separation of the two nuclei is 30 fm. In the second step, we apply a boost operator to the single-particle wave functions. The time-propagation is carried out using a Taylor series expansion (up to orders 10 – 12) of the unitary mean-field propagator, with a time step $\Delta t = 0.4$ fm/c. Let us first focus on collisions of $^{40}\text{Ca}+^{238}\text{U}$. An example of TDHF calculation for this reaction at $E_{\text{c.m.}} = 209$ MeV and an average orbital an-

gular momentum quantum number $L = 20$ is shown in Fig. 1 where contour plots of the mass density are plotted at various times. In this case, the 3D lattice spans $(66 \times 56 \times 30)$ fm. As the nuclei approach each other, a neck forms between the two fragments which grows in size as the system begins to rotate. Due to the Coulomb repulsion and centrifugal forces, the dinuclear system elongates and forms a very long neck which eventually ruptures leading to two separated fragments. The ^{238}U nucleus exhibits a strong quadrupole deformation. In the

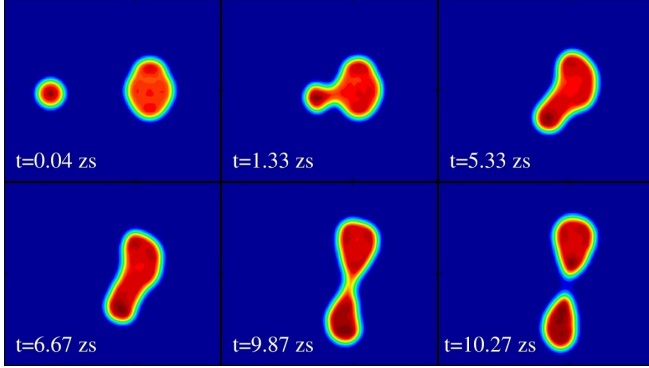


FIG. 1. (Color online) Quasi-fission in the reaction $^{40}\text{Ca} + ^{238}\text{U}$ at $E_{\text{c.m.}} = 209$ MeV with impact parameter $b = 1.103$ fm ($L = 20$). Shown is a contour plot of the time evolution of the mass density.

present study, its symmetry axis was oriented initially at 90° to the internuclear axis. For small impact parameters, this leads essentially to collisions with the side of ^{238}U . This orientation is also the one which leads to the largest “contact time” in central collisions [25, 39]. We define the contact time as the time interval between the time t_1 when the two nuclear surfaces (defined as isodensities with half the saturation density $\rho_0/2 = 0.08 \text{ fm}^{-3}$) first touch and the time t_2 when the dinuclear system splits up again. In the collision shown in Fig. 1, we find a contact time $\Delta t = 9.35$ zs and substantial mass transfer (66 nucleons to the light fragment). This contact time and mass transfer is characteristic for QF [12, 14]. Collisions with the tip of ^{238}U may also result in QF, however with smaller mass transfer. In addition, the latter orientations are never found to lead to fusion in TDHF calculations [25, 39], which is consistent with experimental observation that fusion essentially occurs in collisions with the side of the deformed actinide target [15]. In this letter, our goal is to investigate QF reactions in competition with the formation of a compound nucleus by fusion. Therefore, we investigate only collisions with the side of ^{238}U .

Figure 2a displays the contact time as a function of the ratio of the center-of-mass energy $E_{\text{c.m.}}$ with the frozen Hartree-Fock barrier for central collisions. This barrier is calculated for collisions with the side of ^{238}U [27]. Two fragments are always observed in the exit channel up to

c.m. energies $\sim 10\%$ above the barrier. Globally, the contact time increases with energy and reaches a maximum of 32 zs at c.m. energy $\sim 10\%$ above the barrier. TDHF calculations carried out at higher energy ($E_{\text{c.m.}} \geq 223$ MeV) show *one* fragment at the end of the calculation. In this case, contact times exceed 35 zs, which is interpreted as possible fusion reactions leading to the formation of a compound nucleus. The effect of a finite impact parameter b is to reduce this contact time as shown in Fig. 3a. The above observations are consistent with the fact that contact time increases as matter overlap between the fragments at the distance of closest approach increases. However, we also observe a plateau at ~ 20 zs above $1.05V_B$ in Fig. 2a which cannot be explained with such simple considerations.

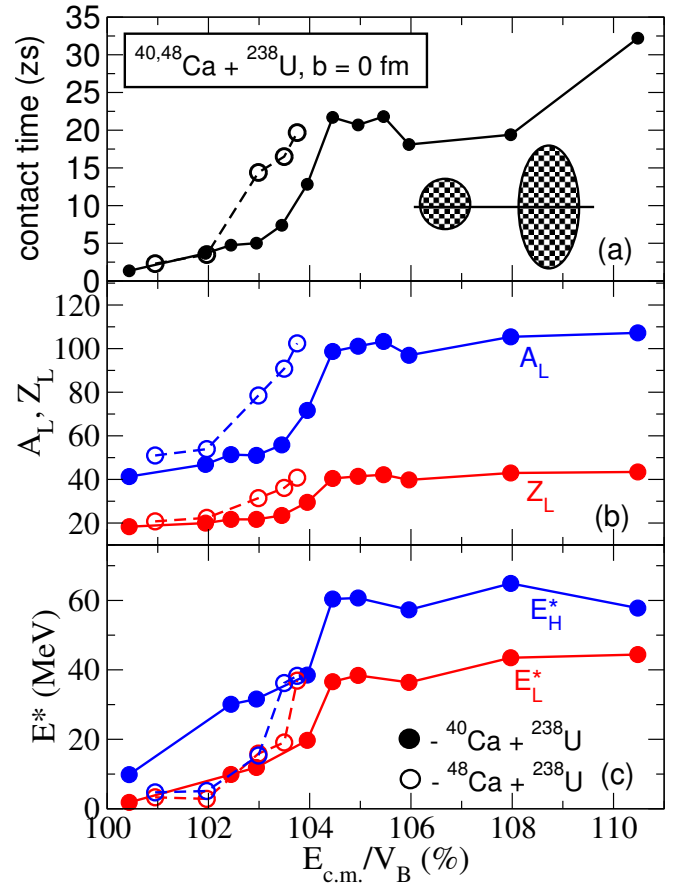


FIG. 2. (Color online) Several observables as a function of $E_{\text{c.m.}}/V_B$ for $^{40,48}\text{Ca} + ^{238}\text{U}$ central collisions with the side of ^{238}U . The frozen HF barrier for these configurations are $V_B = 199.13$ MeV with ^{40}Ca and $V_B = 196.14$ MeV with ^{48}Ca . (a) contact time, (b) mass and charge of the light fragment, and (c) excitation energy of the light and heavy fragments.

These contact times are long enough to enable the transfer of a large number of nucleons as shown in Fig. 2b where the masses A_L and charges Z_L of the light fragment are plotted. A plateau is again observed for energies of $\sim 5 - 10\%$ above V_B . This corresponds to a light frag-

ment with $Z_L \simeq 40 - 42$ and $A_L \simeq 100 - 107$. Varying the impact parameter up to ~ 2 fm does not alter these observations as shown in Fig. 3b. The root of this be-

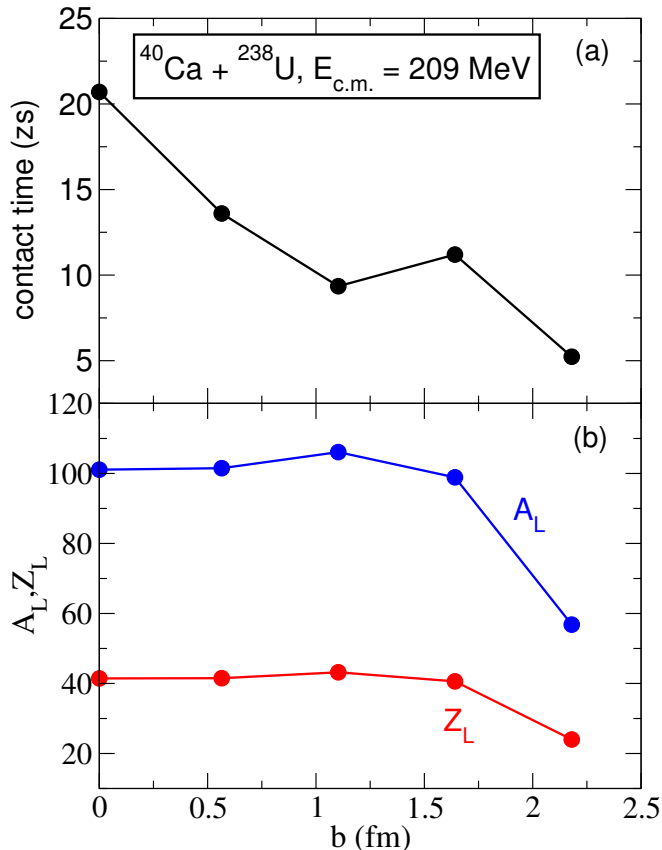


FIG. 3. (Color online) (a) contact time and (b) mass and charge of the light fragment as a function of impact parameter.

havior may be due to the fact that Zr isotopes ($Z = 40$) in the mass range $100 - 112$ are strongly bound with a large prolate deformation around $\beta_2 = 0.42$ [48–50]. Due to shell effects, these configurations may be energetically favorable during the QF dynamics [16, 17, 19]. A similar effect is observed in TDHF calculations of collisions with the tip of ^{238}U which favors the formation of fragments in the vicinity of the doubly magic ^{208}Pb nucleus [39].

The quasi-fission contact times are also long enough to enable a strong damping of the initial relative kinetic energy due to dissipation mechanisms. Experimentally, the measured total kinetic energy (TKE) of the quasi-fission fragments in $^{40,48}\text{Ca} + ^{238}\text{U}$ reactions is in relatively good agreement with the Viola systematics [12, 18]. The TDHF approach contains one-body dissipation mechanisms which are dominant at near-barrier energy. It can then be used to predict the final TKE of the fragments. The TKE of the fragments formed in $^{40}\text{Ca} + ^{238}\text{U}$ have been computed for a range of central collisions up to 10% above the barrier. Figure 4 shows that the TDHF predictions of TKE are in excellent agreement

with the Viola systematics [51]. This indicates that collisions leading to quasi-fission are indeed fully damped, leading to excited fragments.

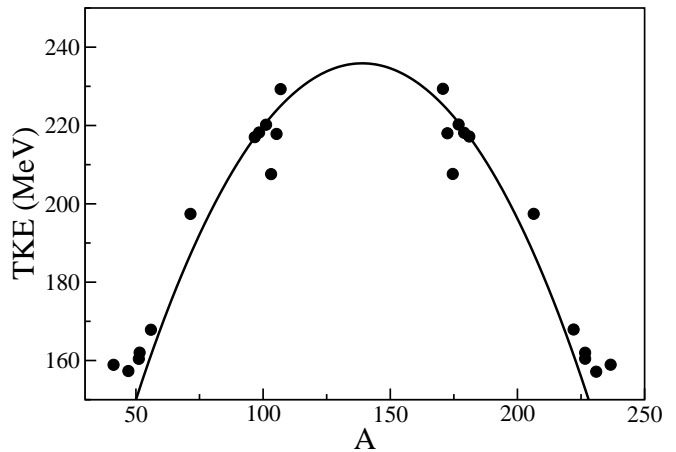


FIG. 4. TKE of the fragments formed in $^{40}\text{Ca} + ^{238}\text{U}$ central collisions at $E_{c.m.}/V_B = 1.0 - 1.1$. The solid line represents TKE values based on the Viola formula [51].

The excitation energy and, in particular, its repartition between the fragments also provide important information on the dissipative nature of the reaction mechanisms [52–55]. Recently, we have developed an extension to TDHF theory via the use of a density constraint to calculate fragment excitation energy of *each fragment* directly from the TDHF time evolution [56]. This gives us a new information on the repartition of the excitation energy between the heavy and light fragments which is not available in standard TDHF calculations. In Fig. 2c we show the excitation energies of the light and heavy fragments. For $^{40}\text{Ca} + ^{238}\text{U}$ at 5 to 10% above the barrier, we find excitation energies which are approximately constant with $E_H^{*(TDHF)} \simeq 60$ MeV for the heavy fragment and $E_L^{*(TDHF)} \simeq 40$ MeV for the light fragment. In the assumption that the system is in statistical equilibrium, we expect the same excitation energy per nucleon in both fragments, i.e., $E_i^{*(eq)} \simeq E_{tot}^{*(eq)} \frac{A_i}{A_{tot}}$. With a total excitation energy $E_{tot}^{*(eq)} \simeq 100$ MeV and fragment masses $A_L \simeq 100$ and $A_H \simeq 178$ (see Fig. 2b), this assumption would give $E_H^{*(eq)} \simeq 64$ MeV and $E_L^{*(eq)} \simeq 36$ MeV. As a first approximation, the statistical equilibrium assumption is then in reasonable agreement with the TDHF predictions. This indicates that the nucleon transfer mechanism for $^{40}\text{Ca} + ^{238}\text{U}$ central collisions in this energy range is of dissipative nature, and not due to shape fluctuations of the fragments.

We have performed similar TDHF calculations for the more neutron-rich system $^{48}\text{Ca} + ^{238}\text{U}$, with the purpose of investigating the role of neutron to proton ratio N/Z asymmetry of the colliding partners. Indeed, unlike ^{40}Ca ($N/Z = 1$), the more neutron rich ^{48}Ca nucleus has an

$N/Z = 1.4$ which is close to the ^{238}U one ($N/Z \simeq 1.6$). As shown in Fig. 2a-c, the TDHF predictions with ^{48}Ca are dramatically different as compared to the $^{40}\text{Ca}+^{238}\text{U}$ system: the quasi-fission region, as evidenced by long contact time and large mass transfer, is confined to a very narrow energy window with $E_{\text{c.m.}}/V_B \simeq 1.03 - 1.04$. Above these energies, large contact times exceeding 35 zs are found with ^{48}Ca . The onset for fusion occurs then at much lower energy with ^{48}Ca than with ^{40}Ca .

This difference between both reactions could be due to the total neutron number and/or to the different initial N/Z asymmetries. Experimental investigations with similar projectiles at near barrier energies have concluded that the variation of quasi-fission must be related to the properties in the entrance channel, rather than properties of the composite system [57]. It has also been argued in the same work that the hindrance of quasi-fission with ^{48}Ca is due to the fact that it is a doubly-magic nucleus and that it essentially keeps its magicity when it collides with a target of similar N/Z . Indeed, spherical shells are expected to result in so-called "cold valleys" in the potential energy surface leading to the compact compound nuclei [58–60]. Fusion through these valleys may also be favored because energy dissipation should be weaker, allowing greater interpenetration before the initial kinetic energy is dissipated [61, 62]. This last point is supported by the fact that both exit fragments have similar excitation energies in the $^{48}\text{Ca}+^{238}\text{U}$ reaction (see Fig. 2c). Indeed, the fact that E_i^* is not proportional to A_i indicates that the system is out of thermal equilibrium, and that the transfer is not only dissipative, but could be affected by shape fluctuations. On the contrary, ^{40}Ca , which is also a doubly magic nucleus but with a smaller N/Z , encounters a rapid N/Z equilibration in the early stage of the collision, modifying its identity. As a result, ^{40}Ca essentially behaves as a non-magic nucleus, i.e., with more quasi-fission.

In summary, we have done a comparative study of QF for the $^{40,48}\text{Ca}+^{238}\text{U}$ systems using the microscopic TDHF theory. Both systems exhibit fully damped events with contact time (up to ~ 30 zs) and large mass transfer typical to QF. However, the $^{48}\text{Ca}+^{238}\text{U}$ system shows considerably less QF in comparison to the $^{40}\text{Ca}+^{238}\text{U}$ system. This elucidates the success of SHE synthesis with ^{48}Ca beams. The origin of the difference between both reactions is attributed to a longer survival of the magicity of ^{48}Ca in the collision process which reduces dissipation mechanisms. This scenario is supported by the new microscopic calculations of the repartition of the excitation energy between the fragments which indicate that the compound system formed in $^{48}\text{Ca}+^{238}\text{U}$ is out of thermal equilibrium. In contrast, collisions with ^{40}Ca encounter a rapid N/Z equilibration resulting in dissipative transfer.

We thank D. J. Hinde for useful discussion. This work has been supported by the U.S. Department of Energy

under grant No. DE-FG02-96ER40975 with Vanderbilt University and by the Australian Research Council Grant No. FT120100760.

-
- [1] Yu. Ts. Oganessian, F. Sh. Abdullin, P. D. Bailey, D. E. Benker, M. E. Bennett, S. N. Dmitriev, J. G. Ezold, J. H. Hamilton, R. A. Henderson, M. G. Itkis, Y. V. Lobanov, A. N. Mezentsev, K. J. Moody, S. L. Nelson, A. N. Polyakov, C. E. Porter, A. V. Ramayya, F. D. Riley, J. B. Roberto, M. A. Ryabinin, K. P. Rykaczewski, R. N. Sagaidak, D. A. Shaughnessy, I. V. Shirokovsky, M. A. Stoyer, V. G. Subbotin, R. Sudowe, A. M. Sukhov, Y. S. Tsyganov, V. K. Utyonkov, A. A. Voinov, G. K. Vostokin, and P. A. Wilk, *Phys. Rev. Lett.* **104**, 142502 (2010).
 - [2] Y. T. Oganessian, F. S. Abdullin, C. Alexander, J. Binder, R. A. Boll, S. N. Dmitriev, J. Ezold, K. Felker, J. M. Gostic, R. K. Grzywacz, J. H. Hamilton, R. A. Henderson, M. G. Itkis, K. Miernik, D. Miller, K. J. Moody, A. N. Polyakov, A. V. Ramayya, J. B. Roberto, M. A. Ryabinin, K. P. Rykaczewski, R. N. Sagaidak, D. A. Shaughnessy, I. V. Shirokovsky, M. V. Shumeiko, M. A. Stoyer, N. J. Stoyer, V. G. Subbotin, A. M. Sukhov, Y. S. Tsyganov, V. K. Utyonkov, A. A. Voinov, and G. K. Vostokin, *Phys. Rev. Lett.* **109**, 162501 (2012).
 - [3] J. Khuyagbaatar, A. Yakushev, C. E. Düllmann, D. Ackermann, L.-L. Andersson, M. Asai, M. Block, R. A. Boll, H. Brand, D. M. Cox, M. Dasgupta, X. Derks, A. Di Nitto, K. Eberhardt, J. Even, M. Evers, C. Fahlander, U. Forsberg, J. M. Gates, N. Gharibyan, P. Golubev, K. E. Gregorich, J. H. Hamilton, W. Hartmann, R.-D. Herzberg, F. P. Heßberger, D. J. Hinde, J. Hoffmann, R. Hollinger, A. Hübner, E. Jäger, B. Kindler, J. V. Kratz, J. Krier, N. Kurz, M. Laatiaoui, S. Lahiri, R. Lang, B. Lommel, M. Maiti, K. Miernik, S. Minami, A. Mistry, C. Mokry, H. Nitsche, J. P. Omtvedt, G. K. Pang, P. Papadakis, D. Renisch, J. Roberto, D. Rudolph, J. Runke, K. P. Rykaczewski, L. G. Sarmiento, M. Schädel, B. Schausten, A. Semchenkov, D. A. Shaughnessy, P. Steinegger, J. Steiner, E. E. Tereshatov, P. Thörle-Pospiech, K. Tinschert, T. Torres De Heidenreich, N. Trautmann, A. Türler, J. Uusitalo, D. E. Ward, M. Wegrzecki, N. Wiehl, S. M. Van Cleve, and V. Yakusheva, *Phys. Rev. Lett.* **112**, 172501 (2014).
 - [4] M. Bender, K. Rutz, P.-G. Reinhard, J. A. Maruhn, and W. Greiner, *Phys. Rev. C* **60**, 034304 (1999).
 - [5] A. Staszczak, A. Baran, and W. Nazarewicz, *Phys. Rev. C* **87**, 024320 (2013).
 - [6] S. Cwiok, P.-H. Heenen, and W. Nazarewicz, *Nature* **433**, 705 (2005).
 - [7] S. Hofmann and G. Münzenberg, *Rev. Mod. Phys.* **72**, 733 (2000).
 - [8] S. Hofmann, F. P. Heßberger, D. Ackermann, G. Münzenberg, S. Antalic, P. Cagarda, B. Kindler, J. Kojouharova, M. Leino, B. Lommel, R. Mann, A. G. Popeko, S. Reshitko, S. Šaro, J. Uusitalo, and A. V. Yeremin, *Eur. Phys. J. A* **14**, 147 (2002).
 - [9] C.-C. Sahn, H.-G. Clerc, K.-H. Schmidt, W. Reisdorf, P. Armbruster, F. Heßberger, J. Keller, G. Münzenberg,

- and D. Vermeulen, *Z. Phys. A* **319**, 113 (1984).
- [10] K.-H. Schmidt and W. Morawek, *Rep. Prog. Phys.* **54**, 949 (1991).
- [11] R. Bock, Y. T. Chu, M. Dakowski, A. Gobbi, E. Grosse, A. Olmi, H. Sann, D. Schwalm, U. Lynen, W. Müller, S. Bjørnholm, H. Esbensen, W. Wölfl, and E. Morenzoni, *Nucl. Phys. A* **388**, 334 (1982).
- [12] J. Töke, R. Bock, G. Dai, A. Gobbi, S. Gralla, K. Hildenbrand, J. Kuzminski, W. Müller, A. Olmi, H. Stelzer, B. Back, and S. Bjørnholm, *Nucl. Phys. A* **440**, 327 (1985).
- [13] W. Q. Shen, J. Albinski, A. Gobbi, S. Gralla, K. D. Hildenbrand, N. Herrmann, J. Kuzminski, W. F. J. Müller, H. Stelzer, J. Töke, B. B. Back, S. Bjørnholm, and S. P. Sørensen, *Phys. Rev. C* **36**, 115 (1987).
- [14] R. du Rietz, E. Williams, D. J. Hinde, M. Dasgupta, M. Evers, C. J. Lin, D. H. Luong, C. Simenel, and A. Wakhle, *Phys. Rev. C* **88**, 054618 (2013).
- [15] D. J. Hinde, M. Dasgupta, J. R. Leigh, J. P. Lestone, J. C. Mein, C. R. Morton, J. O. Newton, and H. Timmers, *Phys. Rev. Lett.* **74**, 1295 (1995).
- [16] M. G. Itkis, J. Äystö, S. Beghini, A. Bogachev, L. Corradi, O. Dorvaux, A. Gadea, G. Giardina, F. Hanappe, I. Itkis, M. Jandel, J. Kliman, S. Khlebnikov, G. Kniajeva, N. Kondratiev, E. Kozulin, L. Krupa, A. Latina, T. Materna, G. Montagnoli, Y. Oganessian, I. Pokrovsky, E. Prokhorova, N. Rowley, V. Rubchenya, A. Rusanov, R. Sagaidak, F. Scarlassara, A. Stefanini, L. Stuttge, S. Szilner, M. Trotta, W. Trzaska, D. Vakhtin, A. Vinodkumar, V. Voskressenski, and V. Zagrebaev, *Nucl. Phys. A* **734**, 136 (2004).
- [17] K. Nishio, H. Ikezoe, S. Mitsuoka, I. Nishinaka, Y. Nagame, Y. Watanabe, T. Ohtsuki, K. Hirose, and S. Hofmann, *Phys. Rev. C* **77**, 064607 (2008).
- [18] K. Nishio, S. Mitsuoka, I. Nishinaka, H. Makii, Y. Wakabayashi, H. Ikezoe, K. Hirose, T. Ohtsuki, Y. Aritomo, and S. Hofmann, *Phys. Rev. C* **86**, 034608 (2012).
- [19] E. M. Kozulin, G. N. Knyazheva, S. N. Dmitriev, I. M. Itkis, M. G. Itkis, T. A. Loktev, K. V. Novikov, A. N. Baranov, W. H. Trzaska, E. Vardaci, S. Heinz, O. Beliuskina, and S. V. Khlebnikov, *Phys. Rev. C* **89**, 014614 (2014).
- [20] G. G. Adamian, N. V. Antonenko, and W. Scheid, *Phys. Rev. C* **68**, 034601 (2003).
- [21] Valery Zagrebaev and Walter Greiner, *J. Phys. G* **34**, 2265 (2007).
- [22] Y. Aritomo, *Phys. Rev. C* **80**, 064604 (2009).
- [23] P. A. M. Dirac, *Proc. Camb. Phil. Soc.* **26**, 376 (1930).
- [24] J. W. Negele, *Rev. Mod. Phys.* **54**, 913 (1982).
- [25] C. Simenel, *Eur. Phys. J. A* **48**, 152 (2012).
- [26] Kouhei Washiyama and Denis Lacroix, *Phys. Rev. C* **78**, 024610 (2008).
- [27] C. Simenel, M. Dasgupta, D. J. Hinde, and E. Williams, *Phys. Rev. C* **88**, 064604 (2013).
- [28] Lu Guo and Takashi Nakatsukasa, *EPJ Web Conf.* **38**, 09003 (2012).
- [29] A. S. Umar, V. E. Oberacker, J. A. Maruhn, and P.-G. Reinhard, *Phys. Rev. C* **81**, 064607 (2010).
- [30] A. S. Umar, V. E. Oberacker, and J. A. Maruhn, *Eur. Phys. J. A* **37**, 245 (2008).
- [31] Cédric Golabek and Cédric Simenel, *Phys. Rev. Lett.* **103**, 042701 (2009).
- [32] David J. Kedziora and Cédric Simenel, *Phys. Rev. C* **81**, 044613 (2010).
- [33] C. Simenel, *Phys. Rev. Lett.* **105**, 192701 (2010).
- [34] C. Simenel, *Phys. Rev. Lett.* **106**, 112502 (2011).
- [35] Kazuyuki Sekizawa and Kazuhiro Yabana, *Phys. Rev. C* **88**, 014614 (2013).
- [36] G. Scamps and D. Lacroix, *Phys. Rev. C* **87**, 014605 (2013).
- [37] D. Lacroix and S. Ayik, *Eur. Phys. J. A* **50**, 95 (2014).
- [38] C. Simenel and A. S. Umar, *Phys. Rev. C* **89**, 031601 (2014).
- [39] A. Wakhle, C. Simenel, D. J. Hinde, M. Dasgupta, M. Evers, D. H. Luong, R. du Rietz, and E. Williams, (2014), [arXiv:1406.5894 \[nucl-ex\]](https://arxiv.org/abs/1406.5894).
- [40] C. Bottcher, M. R. Strayer, A. S. Umar, and P.-G. Reinhard, *Phys. Rev. A* **40**, 4182 (1989).
- [41] P.-G. Reinhard, A. S. Umar, K. T. R. Davies, M. R. Strayer, and S. J. Lee, *Phys. Rev. C* **37**, 1026 (1988).
- [42] A. S. Umar, M. R. Strayer, P.-G. Reinhard, K. T. R. Davies, and S.-J. Lee, *Phys. Rev. C* **40**, 706 (1989).
- [43] A. S. Umar, M. R. Strayer, J. S. Wu, D. J. Dean, and M. C. Güçlü, *Phys. Rev. C* **44**, 2512 (1991).
- [44] A. S. Umar and V. E. Oberacker, *Phys. Rev. C* **71**, 034314 (2005).
- [45] A. S. Umar and V. E. Oberacker, *Phys. Rev. C* **73**, 054607 (2006).
- [46] J. A. Maruhn, P.-G. Reinhard, P. D. Stevenson, and A. S. Umar, *Comp. Phys. Comm.* **185**, 2195 (2014).
- [47] Ka-Hae Kim, Takaharu Otsuka, and Paul Bonche, *J. Phys. G* **23**, 1267 (1997).
- [48] G. A. Lalazissis, S. Raman, and P. Ring, *At. Data Nucl. Data Tables* **71**, 1 (1999).
- [49] A. Blazkiewicz, V. E. Oberacker, A. S. Umar, and M. Stoitsov, *Phys. Rev. C* **71**, 054321 (2005).
- [50] J. K. Hwang, A. V. Ramayya, J. H. Hamilton, Y. X. Luo, A. V. Daniel, G. M. Ter-Akopian, J. D. Cole, and S. J. Zhu, *Phys. Rev. C* **73**, 044316 (2006).
- [51] V. E. Viola, K. Kwiatkowski, and M. Walker, *Phys. Rev. C* **31**, 1550 (1985).
- [52] J. Töke and W. U. Schroder, *Ann. Rev. Nucl. Part. Sci.* **42**, 401 (1992).
- [53] P. Klein, J. Kratz, M. Guber, H. Zimmermann, W. Brühle, W. Reisdorf, and M. Schädel, *Z. Phys. A* **357**, 193 (1997).
- [54] I. Nishinaka, Y. Nagame, H. Ikezoe, M. Tanikawa, Y. L. Zhao, K. Sueki, and H. Nakahara, *Phys. Rev. C* **70**, 014609 (2004).
- [55] K.-H. Schmidt and B. Jurado, *Phys. Rev. C* **83**, 061601 (2011).
- [56] A. S. Umar, V. E. Oberacker, J. A. Maruhn, and P.-G. Reinhard, *Phys. Rev. C* **80**, 041601 (2009).
- [57] C. Simenel, D. J. Hinde, R. du Rietz, M. Dasgupta, M. Evers, C. J. Lin, D. H. Luong, and A. Wakhle, *Phys. Lett. B* **710**, 607 (2012).
- [58] A. Sandulescu, R. Gupta, W. Scheid, and W. Greiner, *Phys. Lett. B* **60**, 225 (1976).
- [59] G. Fazio, G. Giardina, G. Mandaglio, R. Ruggeri, A. I. Muminov, A. K. Nasirov, Y. T. Oganessian, A. G. Popeko, R. N. Sagaidak, A. V. Yeremin, S. Hofmann, F. Hanappe, and C. Stodel, *Phys. Rev. C* **72**, 064614 (2005).
- [60] Y. Aritomo, M. Ohta, and F. Hanappe, *J. Phys. G* **32**, 2245 (2006).
- [61] D. Hinde and M. Dasgupta, *Phys. Lett. B* **622**, 23 (2005).
- [62] P. Armbruster, *Ann. Rev. Nucl. Part. Sci.* **50**, 411 (2000).