

MoodBar: Increasing new user retention in Wikipedia through lightweight socialization

Giovanni Luca Ciampaglia

School of Informatics and Computing,
Indiana University
919 E 10th St., Bloomington, IN 47409, USA
gciampag@indiana.edu

Dario Taraborelli

Wikimedia Foundation, Inc.
149 New Montgomery St. Floor 6,
San Francisco, CA 94105, USA
dtaraborelli@wikimedia.org

ABSTRACT

Socialization in online communities allows existing members to welcome and recruit newcomers, introduce them to community norms and practices, and sustain their early participation. However, socializing newcomers does not come for free: in large communities, socialization can result in a significant workload for mentors and is hard to scale. In this study we present results from an experiment that measured the effect of a lightweight socialization tool on the activity and retention of newly registered users attempting to edit for the first time Wikipedia. Wikipedia is struggling with the retention of newcomers and our results indicate that a mechanism to elicit lightweight feedback and to provide early mentoring to newcomers improves their chances of becoming long-term contributors.

Author Keywords

Wikipedia, online community, socialization, user retention, natural experiment.

ACM Classification Keywords

H.5.3 [Information Interfaces]: Group and Organization Interfaces – Collaborative computing, Computer-supported cooperative work, Web-based interaction

INTRODUCTION

Improving the experience and retention of newcomers is one of the main challenges that Wikipedia is facing these days. The base of contributors to the “free encyclopedia that anyone can edit” has been suffering from a gradual deterioration since reaching a tipping point at the end of a rapid growth phase. The number of active editors on the English Wikipedia, defined as all registered users who performed at least five edits in a given month, peaked around 2007 and has been steadily decreasing ever since [32, 34]. This stagnation in the contributor base primarily affects larger and more mature projects like the flagship, English-language edition and

less so smaller Wikipedia editions in other languages. However, the trend remains a concern that the Wikimedia Foundation – the nonprofit organization that runs Wikipedia – is currently tackling with dedicated programs and interventions.

Long-term trends in new user retention have caused similar concerns. Longitudinal analysis of cohorts of ‘new’ editors – editors who reach ten or more lifetime contributions – shows that one year after the 10-edit milestone the fraction of those who performed one or more edits has gone down from about 40%, for 2004 cohorts, to about 10% for those of 2009 [34]. The phenomenon has been acknowledged by the Wikipedia community and covered by popular press outlets, which refer to it as the “decline” of Wikipedia [31, 33].

Wikipedia is a complex socio-technical system, so various factors may contribute to the decline in newcomer retention. In particular, the leading hypothesis suggests that as a result of the desire to maintain high quality standards and to fight vandalism [27] over the years the Wikipedia editor community has become impervious to new contributors [16], who nowadays have to cope with a daunting body of norms and policies [5] and sometimes unpleasant social exchanges, despite producing the same rate of good faith contributions as users who joined the project in earlier years [17]. Such an unintended consequence is not unlikely, since formal and informal norms about contributions [10], socialization [9], and even language use [11] often calcify in online communities. Without adequate support, newly recruited community members may have trouble conforming to these tacit or explicit norms.

One possible solution to deal with a shrinking contributor base is to increase the influx of new users, but competition for attention among different social media platforms [2, 30] implies that this process is largely out of control of any single community – Wikipedia included. A complementary approach consists in increasing the participation and retention of existing contributors once they join the project.

The effect of socialization – the period during which a new member learns the social norms and conventions of a group – on retention has received much attention in the social psychological literature on online communities [6, 9, 14, 24]. Typical socialization tactics include welcoming messages and the creation of safe sandboxing spaces where newcomers have an opportunity to learn. These efforts are usually tailored to small groups within a broader community, and are often time-

Happy
i loved it it was omg fun
I am a robot
Everything I have edited is correct.
I love editing but why do u delete my pages ?
I feel powerful, muahahaha.
Sad
I can't edit protected articles
Wikipedia is a proganda. (<i>sic.</i>)
I couldn't edit the intro. This needs a lot of work!
wikipedia doesnt let me troll :(
Site is slow again.
Confused
i cant start a new page
too much code :[
The letters are hard to read
Can't change my user name
Editing in Arabic is somehow awkward because of RTL/LTR usual layout problems ...

Table 1: Examples of feedback posted via MoodBar.

consuming for those who run them. Simpler approaches may have the benefit of reaching a larger audience, but at the same time their effect on retention and engagement may be limited.

The goal of this study is to present results from an experiment on a simple, lightweight socialization process and to understand its impact on the long-term retention of newcomers in an open collaboration community. MoodBar is an experimental feature introduced in Wikipedia between 2011 and 2013 with the goal of eliciting feedback from newly registered users. It allows new users to send feedback (or share their ‘mood’) about their first editing experience on Wikipedia (Figure 1). Feedback is posted on a public dashboard and replied to by a team of experienced volunteers. As the name suggests, each piece of feedback is characterized by a mood indicator (‘sad’, ‘happy’ or ‘confused’) that gives a simple qualitative clue about the nature of the message. Users experiencing issues with editing can report their problems, typically via ‘sad’ or ‘confused’ moods, and receive assistance to overcome them. Users can also express gratitude towards the project as a whole or happiness for completing a milestone, such as successfully saving a first edit. Table 1 gives a few examples of feedback posted via MoodBar.

Our hypothesis is that, despite its extreme simplicity, lightweight socialization of the kind provided by MoodBar can be effective at improving the chances that a newly registered user survives as a long-term contributor. By using a combination of observational and experimental methods, we aim to address the following research questions:

RQ 1. *Do users post feedback about their early editing experience, or is feedback posted at a later stage?*

RQ 2. *Is reporting feedback associated with a higher productivity by newcomers in the short term?*

RQ 3. *Does posting feedback and receiving a response improve long-term retention of newcomers?*

In the first part of the study we characterize how MoodBar is used and by whom. We analyze how the tool is utilized with respect to the designers’ intentions, that is, to report feedback about early editing experience on Wikipedia. We then focus on the productivity of those who used MoodBar to report feedback, and compare them to the larger population of newly registered users. We find that in the early stage of activity MoodBar users are in general more productive than users who do not share their mood and that productivity increases for those users who received a response to their feedback. Usage of MoodBar appears to be strongly associated with higher levels of contribution.

A potential explanation of this result is a self-selection bias. Sending feedback requires locating a small link at top of a page and writing a short (140 characters) message. Having the intention and the ability to send feedback may itself be a strong indicator of the presence of cognitive and social skills required to succeed in a complex socio-technical environment such as Wikipedia [13]. A purely observational method can only reveal whether usage of MoodBar is associated with higher rates of activity and retention, not that the association is a form of causation.

In the second part of this study, we analyze the long-term retention of a large sample of newly registered Wikipedia users. We analyzed the behavior of a group of users who were not able to see or post messages via MoodBar, because the link to post a mood message was suppressed. This group of users served as our control group. We compared their long-term retention to that of a group of users who had regular access to MoodBar (the treatment group), registered shortly before users in the control group.

We found that after 180 days since registration users in the treatment group had a small but significant increase in retention compared to users in the control group. Significant differences in retention between the two groups emerge as early as 120 days after registration. Since the only known difference between the two groups is the availability of MoodBar, this rules out the presence of selection bias and suggests that MoodBar has a positive effect on long-term retention of these users. It should be noted that only a small fraction of newly registered users has the chance of interacting with MoodBar, thus while at the group level the overall effect of MoodBar is very small ($d = 0.22\%$), we estimate that the relative increase must be higher.

The rest of the paper is organized as follows: in the next section we review related work on early socialization in online communities. We then present the methodology used in the study: we describe how MoodBar works, how the data used in this study was collected, and present the methodology used in the remainder of this work. We conclude by discussing design implications of our findings in the final section of the paper.

RELATED WORK



Figure 1: The MoodBar interface. Left: as soon the user clicks on the “Edit” button of a page for the first time, a yellow tooltip appears inviting the user to send feedback about the editing experience. Right: as the user clicks on the MoodBar link, a larger window appears with a feedback form.

A large literature has studied incentives and drivers of participation in online communities, with a focus on early socialization. Early research on Wikipedia and open source software projects suggests that a mix of intrinsic motivation and extrinsic rewards drives participation [18, 20, 36]. Top contributors may have strong intrinsic motives to participate [26]. Non-monetary rewards such as acknowledgements [4, 21, 28, 8], badges [29, 1], and gamified feedback [12] have been shown to increase engagement of users. Certain forms of reward can exert fine-grained control, even though instilling long-term behavior still proves to be difficult [1].

Besides individual incentives, previous studies also stressed the importance of the initial period of socialization in online groups. A successful early socialization experience is associated with, and sometimes even predicts, increased engagement in mailing lists [3], newsgroups [19], social networks [6], and Wikipedia [9, 24], to cite a few. However, the causal structure between socialization, motivation, and participation is still not entirely clear. Strong motivational factors, perhaps in conjunction with individual-level skills [13], may be the cause for both a successful early socialization stage and a later long-term participation. To further establish a causal connection, controlled and field experiments on groups of limited size have been performed, with encouraging results: sharing in a digital information good is increased by social incentives [7], personal messages improve the retention of newcomers to Wikipedia who had their edits rejected [15], and top contributors in a Q&A community contributed more on the long term if they had received a personalized socialization experience [14].

METHODS

MoodBar is an experimental Mediawiki extension, loosely inspired by the Mozilla Firefox Input system [25]. It allows newly registered users to send their feedback (or share their ‘mood’) about their first edit experience on Wikipedia (Figure 1). Because it is meant to elicit feedback from newly registered users at their first edit, MoodBar activates itself only after the user attempts to edit a page for the first time. Upon clicking on the ‘Edit’ button, a link appears in the upper left

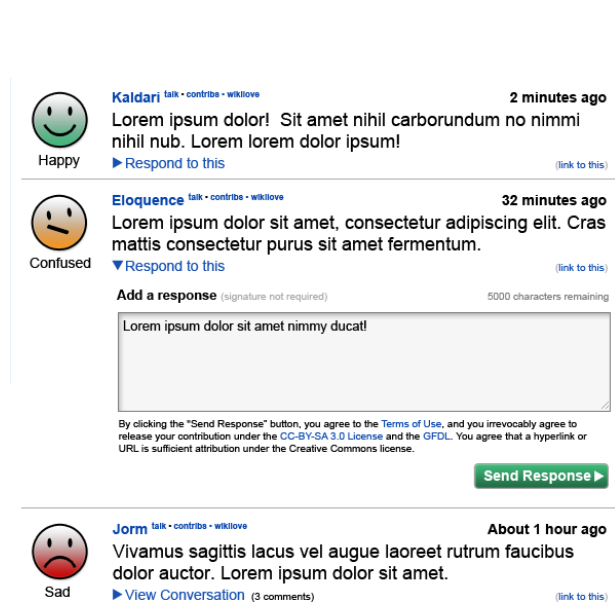


Figure 2: A mockup of the Feedback Dashboard displaying mood messages posted by newcomers that volunteers can respond to.

area of the screen together with a brief notification in the form of a tooltip, (Figure 1, left).

Clicking on the MoodBar link a non-modal window appears (Figure 1, right), allowing the user to select one out of three moods and post a short feedback message. Feedback posted by the user is displayed on a public Feedback Dashboard (Figure 2), where it can be processed by a team of experienced volunteers. When MoodBar feedback is replied to by a volunteer, a message is automatically published on the talk page of the original poster, and if the user has a verified email address on file an email notification is sent. The original poster can then read the response and, if they find it useful, publicly mark it as such on the Feedback Dashboard.

Group	Start	End	N
Historical	2011-12-14	2012-05-22	528,891
Hist. (Reference)	2011-12-14	2012-05-22	515,438
Hist. (Feedback)	2011-12-14	2012-05-22	8,599
Hist. (Feed.+Resp.)	2011-12-14	2012-05-22	4,164
Hist. (Feed.+Useful)	2011-12-14	2012-05-22	690
Treatment	2012-05-23	2012-06-14	64,652
Control	2012-06-15	2012-06-29	40,389

Table 2: The samples of users of this study. Users who registered an accounts on the English Wikipedia and clicked on the ‘Edit’ button at least once are assigned to a group based on the registration date.

Datasets

The data we used in this study was extracted from the database of the English Wikipedia, where MoodBar was deployed between July 2011 and February 2013. An earlier version of MoodBar allowed users to report a mood without inserting any message and did not show any tooltip notification upon activation. In a second iteration, finally deployed in December 2011, the text message was made mandatory and a prominent tooltip was introduced. In this study we only consider data collected from this second version of MoodBar. The samples of users we considered for our analysis are summarized in Table 2.

Observational study

We use the ‘Historical’ sample (Table 2, top) to perform the observational part of the study. This sample spans about 5 months of new account registrations. Automated accounts (bots) were filtered out using a list of such accounts. We compute two metrics for users in this sample. The first metric is the time lag between the activation of MoodBar (i.e. the first time the ‘Edit’ button is clicked) and the first feedback posted by a user, if any. If a user did not send any feedback, we include a censored observation, indicating that she could still potentially send one in the future. To estimate the survival rate and filter inactive accounts, we considered only users who performed at least one edit to compute this metric. This reduced the sample size to $N = 95,586$ users, of which only 19,219 sent feedback (i.e. actual, uncensored observations). The time stamp of the first ‘Edit’ click was tracked by the ‘EditPageTracking’ extension [22], an ancillary extension of MoodBar.

The second metric, which we use to quantify short-term productivity, is the cumulative number of contributions measured at 1, 2, 5, 10, and 30 days of days since registration. We counted contributions to any type of page on Wikipedia, including project pages and user talk pages. Contribution data was collected via the ‘UserDailyContribs’ extension [23]. We computed these metrics for the full ‘Historical’ sample, but we further distinguish users based on their type of interaction with MoodBar (Table 2, middle). We consider four mutually exclusive groups: all users who attempted to edit and saw the tooltip but did not send any feedback (‘Reference’), those

who did posted feedback but received no response (‘Feedback’), those who posted feedback and got a response but did not mark it as helpful (‘Feed.+Resp.’), and those who did mark the response as helpful (‘Feed.+Useful’). In the rare case that a user sent multiple feedback messages, we use only the first feedback to determine which of the three sub-groups she belongs to.

Natural experiment

In the second part of the study, we test the socialization effects of MoodBar on long-term retention by identifying a treatment and control group (Table 2, bottom).

The metric we use to quantify long-term user retention is the survival probability at $t = 180$ days since registration, which is defined as the fraction of users who made at least one contribution at any time $t' > t$. To compute it, we collected user contribution data from both cohorts up to a year after the end of the registration window of the latest of the two cohorts. This amounts to an observation window for t' of at least 27 weeks.

To identify the control group we suppressed the link to MoodBar for all users registered during a specific time window. Other approaches, for example showing the link to only a subset of users during the same period could have been possible too, but since we needed to run the experiment on Wikipedia’s production servers, we opted for the simplest to implement and deploy.

Power analysis

Users who sent a feedback with MoodBar are a tiny fraction of the overall population of users who saw the MoodBar link. A conservative upper bound from the ‘Historical’ sample taking into account only users who clicked at least once on the ‘Edit’ button is equal to 2.5%.

This means that when diluted within the broader population of registered users the difference in retention between the treatment and the control group, if any, is going to be very small. We performed *a priori* power analysis to determine the minimum sample size before collecting data for the treatment and control group cohorts and used the ‘Historical’ sample to do so, as the most recent available sample of users (see Appendix).

The power of a statistical test is the probability of correctly rejecting the null hypothesis. The minimum sample size required to detect a difference in retention equal to Δ with a test of power $1 - \beta = 80\%$ and significance $\alpha = 5\%$ is given by:

$$N^* = \frac{16\sigma^2}{\Delta^2} \quad (1)$$

In our case, using the first estimate of π_m (see Appendix), we obtain $N^* = 130,763$ users. Assuming that an underestimate to the average daily of new registered users who activate MoodBar is about 1,600, this would require us to keep MoodBar disabled for at least 82 days in order to gather enough users for the control group cohort.

UI manipulation

Instead of opting for such a long window, we decided to (1) elicit more feedback by increasing the saliency of MoodBar, and (2) increase the rate of replies on the Feedback Dashboard. Receiving a reply to the feedback is associated to an even higher value of π_m , and thus of Δ . Since we expect the impact of MoodBar on retention to be caused by socialization, i.e. by feedback responses, we calculated that a conservative boosting factor of $b = 1.5$ in the fraction of users who received a reply to their feedback would result in $N^* = 15,329$ and in a registration window of at least 10 days. Based on these considerations, we chose a registration window for the control group of two weeks.

In order to improve the saliency of MoodBar we manipulated the user interface and increased the size of the MoodBar link, and allowed the notification tooltip to stay on screen for a few more seconds before disappearing (see Figure 1). To increase the rate of replies we issued a call to actions to the team of volunteers by asking them to provide replies to incoming posts via the Feedback Dashboard.

RESULTS

Observational study

Our first question is whether MoodBar is effectively being used to post feedback about *early* editing experience. To answer this question we look at the hazard rate, the probability of sending a feedback at a specific time lag given that the user has not sent any feedback before. Figure 3 shows the hazard rate curve estimated on the ‘Historical’ sample. The time lag on the x -axis is computed since the activation of MoodBar, i.e. since the time the user clicks on the ‘Edit’ button for the first time. The hazard drops after the first few days: on the tenth day the hazard rate is about 14 times lower than on the first day. This confirms our hypothesis (RQ 1) that MoodBar is indeed used to report on early editing experiences. Looking at the actual mood reported, we find that the median time to report ‘confused’ and ‘happy’ moods is roughly 30 minutes, while ‘sad’ moods take longer, about 2 hours.

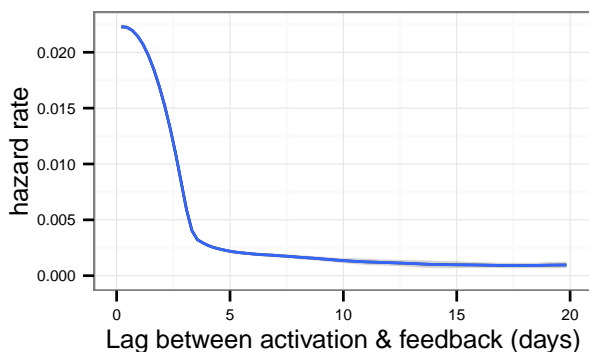


Figure 3: Smoothed hazard rate (see text for definition) of the first MoodBar feedback in the 20 days since the earliest click on the ‘edit’ button. Resampled 95% confidence bounds are smaller than the width of the line.

Our second question concerns the productivity of MoodBar users against the broader population of registered Wikipedia users who attempted to edit (‘Reference’). Table 3 shows the average cumulative number of contribution of users in the ‘Historical’ sample at various days since registration. MoodBar users are more productive than users in the ‘Reference’ group. At 30 days since registration those who received a useful feedback (‘Feed.+Useful’) were about 9 times more productive than those who never sent a feedback.

We confirmed the increased productivity of MoodBar users by performing a regression analysis in which we control for the month of registration, to account for seasonality, and the lag between account registration and activation of MoodBar. Regarding the choice of the regression model, it should be noted that the data is overdispersed, with a variance-to-mean ratio $\sigma^2/\mu > 1$ in all cases. To address this issue we used a negative binomial generalized linear model. The ratio of residual deviance to degrees of freedom in the fitted model is very close to 1 ($D/d.f. = 0.9478$), which indicates a good fit.

We also checked the plausibility of a self-selection bias via a simple observation. By definition, since their feedback did not receive any reply, users in the ‘Feedback’ group missed the opportunity for socialization offered by MoodBar, so these users should not be different than the reference group. However, according to the regression model, these users are significantly more productive than the reference group by a factor of 2.36 times ($p < 0.001$). We take this as strong evidence for the existence of self-selection bias among MoodBar users (RQ 2).

Natural experiment

We assessed the impact of the increased saliency of the MoodBar link by measuring the weekly volume of feedback messages posted and the weekly ratio of replies to feedback posted during the first seven months of 2012 (Figure 4). Feedback volume spiked during the registration window of the treatment group, and dropped on the third week of June as a consequence of the suppression of the MoodBar link. The volume did not go to zero during this blackout, as MoodBar was still available to users registered before the experiment. For the same reason, the spike in feedback volume reflects feedback posted both by newly and previously registered users.

We can estimate the actual boost factor by comparing the volume of feedback before the UI tweak to that after the end of the control group window. This method yields a boosting factor of $b = 1.54$. The weekly ratio of replies to feedback increased as well, reaching a peak two weeks after the beginning of the registration window of the control group. On that week, the replies ratio was slightly above 100%, since volunteers replied to older feedback too.

To answer the last research question – whether or not MoodBar has a positive effect on long-term retention (RQ 3) – we seek to reject the null hypothesis that the proportion of retained users at 180 days in the control and treatment groups is the same, that is, $H_0 : \pi_m = \pi_{\mathcal{M}}$. The two samples are

Days since registration	Reference		Feedback		Feed.+Resp.		Feed.+Useful	
1	1.83	(4.95)	3.90	(9.34)	3.70	(8.47)	6.82	(16.96)
2	1.95	(5.63)	4.52	(12.45)	4.18	(10.32)	8.09	(19.09)
5	2.20	(7.56)	5.83	(19.41)	5.22	(15.44)	11.38	(26.65)
10	2.51	(11.10)	7.54	(27.10)	6.37	(22.50)	16.27	(46.10)
30	3.16	(24.20)	11.72	(53.50)	9.55	(58.20)	27.75	(90.70)

Table 3: Mean and standard deviation (in parentheses) of the number of contributions at 1, 2, 5, 10, and 30 days since registration for the different sub-samples of the ‘Historical’ group.

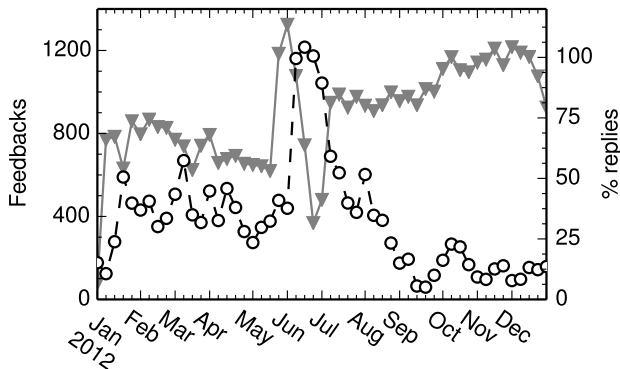


Figure 4: Weekly volume of MoodBar feedback messages posted (gray triangles) and weekly ratio of replies to feedback messages (white circles).

independent, so we use a two-tailed test based on the normal approximation and a pooled estimate of the variance. Using this test, we were able to reject H_0 ($z = -2.56, p = 0.01$). Figure 5 (left) plots the estimates computed from the data, showing a small but clear difference. *Post hoc* power analysis yields a statistical power of $1 - \hat{\beta} = 73.88\%$, consistent to our original expectations.

We also looked at the evolution of differences in retention during the whole 6 month period. Figure 5 (right) shows the full retention curves in the interval $[0, 180]$ days. Differences in retention between the two groups, as evidenced by the overlap between the respective 95% confidence intervals, emerge for a brief period around 50 days. From 120 days onward the two intervals no longer overlap.

DISCUSSION

The two groups we considered in the experiment were cohorts of users registered in two consecutive windows lasting about a month in total. Because we could not control who registered during both periods, our methodology is closer to the category of natural experiments than to that of controlled randomized designs. To the best of our knowledge, no other treatment was administered to users in these cohorts during that period and given the short time frame considered we make the assumption that the composition of the two groups in terms of individual-level skills is homogeneous. Therefore, we can reasonably assume that only difference between

the group that is driving the effect is access to MoodBar for users in the treatment group.

One counterintuitive aspect of our experiment is that despite its robustness, the group-level effect of MoodBar on retention, being diluted on the whole sample of registered users, is small in absolute terms. This is a consequence of the limited saliency of MoodBar within the UI of Wikipedia, which results in a very small value of p , the probability that an editor sends a feedback. This means that very few people used MoodBar, and thus their impact on the overall group retention is limited.

Things change dramatically at the individual level, where we see some evidence that MoodBar has marked effects on retention and engagement. The relative increase of the retention of users with successful socialization experience (‘Feed.+Useful’) over the baseline of those who did not send any feedback (‘Reference’) is 707%. To at least partially account for the self-selection bias we can use as baseline those who posted feedback but did not receive any reply (‘Feedback’). These users never enjoyed the benefits of socialization, so their higher retention rates must be only due to their individual skills/motivation. The relative increase in this case is a more conservative 143%. This line of reasoning, however, does not completely rule out self-selection bias, so these figures should be taken at face value and not as estimates of the individual-level retention increase due to MoodBar.

Finally, the engagement increase of different sub-groups of MoodBar users in the ‘Historical’ sample (see Table 3) suggests that most benefits of using MoodBar come from receiving a useful reply, which confirms the idea that newcomers benefit the most from active socialization exchanges with existing users, and not just from simply posting a feedback.

CONCLUSION AND FUTURE DIRECTIONS

Our findings provide evidence that early mentoring of newcomers in an open collaboration system through lightweight socialization tools such as MoodBar improves their engagement and retention.

We found that eliciting feedback via simple UI manipulations is an effective way to reach users who are at the earliest stages of their editing experience and might otherwise be unable to receive mentoring and support (RQ 1). We also found that these feedback mechanisms tend to self-select users who have a higher natural propensity to become active contributors (RQ 2). Finally, we found evidence that early interaction with

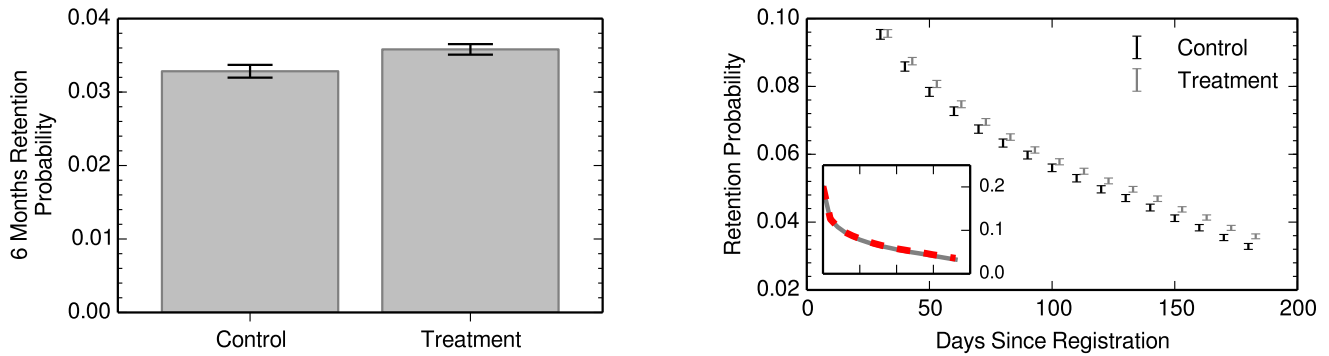


Figure 5: *Left*: Retention probability at 180 days after registration for the two experimental groups. Error bars are 95% confidence intervals. *Right*: A zoomed detail of the full retention curves of the two groups. For ease of comparison, the treatment curve is shifted to the right of 3 days. Error bars are 95% confidence intervals. The inset shows the full curve with no shifting. The red dashed line is the treatment group.

these feedback mechanisms has a significant, long-lasting effect on the retention of these users (RQ 3).

Considering that experienced contributors perform a large amount of work on Wikipedia, we submit that designing interfaces like MoodBar could help mitigate the stagnation and newcomer retention problem Wikipedia is currently facing.

There are a number of limitations and possible research directions that this study did not explore and future research should address.

Despite the fact that a relative small number of experienced users in the “response team” successfully managed to work through a backlog of feedback messages to respond to, our results do not indicate how scalable this approach would be and at what point the ability to socialize a substantially larger number of newcomers would start to break down. We provided evidence that lightweight interaction, based on very short messages and responses, can go a long way in socializing new users but also indicated that the workload was manageable at the current scale. Research indicating that canned, depersonalized messages can negatively impact newcomer retention suggests that any attempt to run the MoodBar model at a larger scale would need to assess the risk of depersonalized communication [15].

We did not perform any kind of qualitative analysis on the type of messages elicited by newcomers to try and understand how self-reported mood and the specific issues being discussed may be associated with engagement and retention. As a result, we do not know what socialization strategy is the most effective, and what aspect in the socialization process afforded by MoodBar drives editor retention. Qualitative analysis of messages exchanged in the context of this lightweight process should be compared with findings from previous studies where more in-depth socialization strategies were considered [24].

Finally, in this study we only considered newcomers on the English Wikipedia. Data from other Wikipedia language edi-

tions indicates that other communities have different retention rates for newcomers. As a result, our findings may not immediately generalize to other Wikipedia communities governed by different norms or practices, or composed by a substantially different user demographics. At a broader level, however, our finding applies to any online community where users contribute content, such as ratings, reviews, or photos; wikis are just an example of open collaboration communities and any of these has its own set of norms about contribution. In fact, the problem of socializing a suddenly growing number of newcomers, or “eternal September”, dates back to the early period of USENET groups. Our results thus provide evidence that lightweight socialization tools could make newcomer socialization sustainable in other online communities too.

While MoodBar was retired as an experiment from the English Wikipedia in 2013, it is still in use in other Wikimedia projects, so the methodology used in this study could be replicated to other projects to provide an additional validation.

ACKNOWLEDGMENTS

The authors would like to thank all Wikipedia contributors who volunteered at the Feedback Dashboard during the course of the experiment, Jonathan Morgan for useful comments, Howie Fung, Benny Situ, and the Editor Engagement Team at the Wikimedia Foundation for their assistance with setting up the experiment, and the Wikimedia Foundation for supporting the work. Giovanni Luca Ciampaglia was partially supported by the Swiss National Science Foundation under fellowship no. 142353 and by the Center for Complex Networks and Systems Research at Indiana University.

APPENDIX

POWER ANALYSIS

Since we had a sample where any user could potentially access MoodBar, we estimated the expected difference in retention between treatment and control from that of the whole sample by subtracting from it the contribution due to MoodBar users. Let us denote with p the probability that a user

posts feedback using MoodBar, with π the probability of retention of a user, with π_m the probability of retention of a MoodBar user, and with $\pi_{\eta h}$ the probability of retention of a non-MoodBar user (i.e. a user who does not send any feedback). We are interested in estimating the difference $\Delta = \pi_m - \pi_{\eta h}$. It is the case that:

$$\pi = p\pi_m + (1 - p)\pi_{\eta h} \quad (2)$$

And so, substituting for $\pi_{\eta h}$ in Δ we have:

$$\Delta = \frac{p}{1 - p} (\pi - \pi_m) \quad (3)$$

which we can easily estimate from the ‘Historical’ sample. We quantify the effect size using the standardized difference, or Cohen’s $d = \Delta/\sigma$ [35], where σ is the pooled standard deviation of the two groups:

$$\sigma = \sqrt{\frac{(N_m - 1)\sigma_m^2 + (N_{\eta h} - 1)\sigma_{\eta h}^2}{N_m + N_{\eta h} - 2}} \quad (4)$$

where N_m and $N_{\eta h}$ are the number of users who sent at least a feedback and of those who did not send any feedback, respectively, and σ_m and $\sigma_{\eta h}$ the standard deviations. On the ‘Historical’ sample, $d = 0.22\%$ for the retention at $t = 30$ days since registration. If we compute π_m and p on the subset of MoodBar users who received a reply to their feedback, $d = 0.09\%$.

REFERENCES

1. Anderson, A., Huttenlocher, D., Kleinberg, J., and Leskovec, J. Steering user behavior with badges. In *Proceedings of the 22nd International Conference on World Wide Web, WWW '13*, International World Wide Web Conferences Steering Committee (Republic and Canton of Geneva, Switzerland, 2013), 95–106.
2. Backstrom, L., Huttenlocher, D., Kleinberg, J., and Xiangyang, L. Group formation in large social networks: Membership, growth, and evolution. In *Proc. of the 12th ACM SIGKDD international conference on Knowledge discovery and data mining* (Philadelphia, PA, USA, 2006).
3. Backstrom, L., Kumar, R., Marlow, C., Novak, J., and Tomkins, A. Preferential behavior in online groups. In *Proc. of WSDM'08* (Dec 2007), 1–11.
4. Beenen, G., Ling, K., Wang, X., Chang, K., Frankowski, D., Resnick, P., and Kraut, R. E. Using social psychology to motivate contributions to online communities. In *Proceedings of the 2004 ACM conference on Computer supported cooperative work, CSCW '04*, ACM (New York, NY, USA, 2004), 212–221.
5. Beschastnikh, I., Kriplean, T., and McDonald, D. W. Wikipedian self-governance in action: Motivating the policy lens. In *Proceedings of the 2nd International Conference on Weblogs and Social Media* (2008).
6. Burke, M., Marlow, C., and Lento, T. Feed me: Motivating newcomer contribution in social network sites. In *Proceedings of the SIGCHI Conference on Human Factors in Computing Systems, CHI '09*, ACM (New York, NY, USA, 2009), 945–954.
7. Cheshire, C. Selective incentives and generalized information exchange. *Social Psychology Quarterly* 70, 1 (2007), 82–100.
8. Cheshire, C., and Antin, J. The social psychological effects of feedback on the production of internet information pools. *Journal of Computer-Mediated Communication* 13, 3 (2008), 705–727.
9. Choi, B., Alexander, K., Kraut, R. E., and Levine, J. M. Socialization tactics in Wikipedia and their effects. In *Proceedings of the 2010 ACM Conference on Computer Supported Cooperative Work, CSCW '10*, ACM (New York, NY, USA, 2010), 107–116.
10. Ciampaglia, G. L. A bounded confidence approach to understand user participation in peer production systems. In *Third International Conference on Social Informatics (SocInfo'11)*, LNCS, Springer Verlag (Singapore, 6 - 8 October 2011).
11. Danescu-Niculescu-Mizil, C., West, R., Jurafsky, D., Leskovec, J., and Potts, C. No country for old members: User lifecycle and linguistic change in online communities. In *Proceedings of the 22nd International Conference on World Wide Web, WWW '13*, International World Wide Web Conferences Steering Committee (Republic and Canton of Geneva, Switzerland, 2013), 307–318.
12. Deterding, S., Sicart, M., Nacke, L., O'Hara, K., and Dixon, D. Gamification. using game-design elements in non-gaming contexts. In *CHI '11 Extended Abstracts on Human Factors in Computing Systems, CHI EA '11*, ACM (New York, NY, USA, 2011), 2425–2428.
13. Egan, D. E. *Handbook of human-computer interaction*. Elsevier Science, New York, 1988, ch. Individual differences in human-computer interaction, 543–568.
14. Farzan, R., Kraut, R., Pal, A., and Konstan, J. Socializing volunteers in an online community: A field experiment. In *Proceedings of the ACM 2012 Conference on Computer Supported Cooperative Work, CSCW '12*, ACM (New York, NY, USA, 2012), 325–334.
15. Geiger, R. S., Halfaker, A., Pinchuk, M., and Walling, S. Defense mechanism or socialization tactic? improving Wikipedia’s notifications to rejected contributors. In *Proceedings of the Sixth International AAAI Conference on Weblogs and Social Media, AAAI* (2012), 122–129.
16. Goldman, E. Wikipedia’s labor squeeze and its consequences. *J. on Telecomm. & High Tech. L.* 8 (2010), 157.

17. Halfaker, A., Geiger, R. S., Morgan, J., and Riedl, J. The rise and decline of an open collaboration system: How Wikipedia's reaction to sudden popularity is causing its decline. *American Behavioral Scientist* 57, 5 (May 2013), 664–688.
18. Hars, A., and Ou, S. Working for free? - motivations of participating in open source projects. *Hawaii International Conference on System Sciences* 7 (2001), 7014.
19. Joyce, E., and Kraut, R. E. Predicting continued participation in newsgroups. *Journal of Computer-Mediated Communication* 11, 3 (2006), 723–747.
20. Lerner, J., and Tirole, J. Some simple economics of Open Source. *The Journal of Industrial Economics* 50, 2 (2002), 197–234.
21. Ling, K., Beenen, G., Ludford, P., Wang, X., Chang, K., Li, X., Cosley, D., Frankowski, D., Terveen, L., Rashid, A. M., Resnick, P., and Kraut, R. Using social psychology to motivate contributions to online communities. *Journal of Computer-Mediated Communication* 10, 4 (2005), 00–00.
22. MediaWiki contributors. Extension:EditPageTracking. MediaWiki, The Free Wiki Engine, 2014. [Online at <http://www.mediawiki.org/wiki/Extension:EditPageTracking>, accessed 11-May-2014].
23. MediaWiki contributors. Extension:UserDailyContribs. MediaWiki, The Free Wiki Engine, 2014. [Online at <http://www.mediawiki.org/wiki/Extension:UserDailyContribs>, accessed 11-May-2014].
24. Morgan, J. T., Bouterse, S., Walls, H., and Stierch, S. Tea and sympathy: Crafting positive new user experiences on Wikipedia. In *Proceedings of the 2013 Conference on Computer Supported Cooperative Work, CSCW '13*, ACM (New York, NY, USA, 2013), 839–848.
25. Mozilla, Inc. About Firefox Input :: Firefox Input. [Online at <https://input.mozilla.org/en-US/about>, accessed 11-May-2014].
26. Panciera, K., Halfaker, A., and Terveen, L. Wikipedians are born, not made: A study of power editors on Wikipedia. In *Proceedings of the ACM 2009 International Conference on Supporting Group Work, GROUP '09*, ACM (New York, NY, USA, 2009), 51–60.
27. Priedhorsky, R., Chen, J., Lam, S. T. K., Panciera, K., Terveen, L., and Riedl, J. Creating, destroying and restoring value in Wikipedia. In *Proceedings of the 2007 international ACM SIGGROUP conference on Supporting group work* (Sanibel Island, Florida, USA., November 4–7 2007).
28. Rashid, A. M., Ling, K., Tassone, R. D., Resnick, P., Kraut, R., and Riedl, J. Motivating participation by displaying the value of contribution. In *Proceedings of the SIGCHI Conference on Human Factors in Computing Systems, CHI '06*, ACM (New York, NY, USA, 2006), 955–958.
29. Restivo, M., and van de Rijt, A. Experimental study of informal rewards in peer production. *PLoS ONE* 7, 3 (03 2012), e34358.
30. Ribeiro, B. Modeling and predicting the growth and death of membership-based websites. In *Proceedings of the 23rd international conference on World Wide Web* (2014).
31. Simonite, T. The decline of Wikipedia, 2013. [Online at <http://www.technologyreview.com/featuredstory/520446/the-decline-of-wikipedia/>, accessed 11-May-2014].
32. Suh, B., Convertino, G., Chi, E. H., and Pirolli, P. The singularity is not near: Slowing growth of Wikipedia. In *Proceedings of the 5th International Symposium on Wikis and Open Collaboration, WikiSym '09*, ACM (New York, NY, USA, 2009), 8:1–8:10.
33. The Economist. The future of Wikipedia – WikiPeaks?, 2014. [Online at <http://www.economist.com/node/21597959/print>, accessed 11-May-2014].
34. Wikimedia Strategic Planning contributors. Editor trends study. Strategic Planning, 2011. [Online at http://strategy.wikimedia.org/w/index.php?title=Editor_Trends_Study, accessed 11-May-2014].
35. Wilkinson, L., and the Task Force on Statistical Inference. Statistical methods in psychology journals: Guidelines and explanations. *American psychologist* 54, 8 (1999), 594–604.
36. Zhang, X. M., and Zhu, F. Intrinsic motivation of open content contributions: The case of Wikipedia. In *Workshop on Information Systems and Economics (WISE)* (2006).