

Uhrig Dynamical Control of a Three-Level System Via Non-Markovian Quantum State Diffusion

Wenchong Shu¹, Xinyu Zhao¹, Jun Jing^{1,2}, Lian-Ao Wu³ and Ting Yu¹

¹*Center for Controlled Quantum Systems and Department of Physics and Engineering Physics,
Stevens Institute of Technology, Hoboken, New Jersey 07030, USA*

²*Institute of Theoretical Physics and Department of Physics, Shanghai University, Shanghai 200444, China*

³*IKERBASQUE, Basque Foundation for Science, 48011 Bilbao, Spain,
and Department of Theoretical Physics and History of Science,
Basque Country University (EHU/UPV), Post Office Box 644, 48080 Bilbao, Spain*

(Dated: October 7, 2018)

In this paper, we use the quantum state diffusion (QSD) equation to implement the Uhrig dynamical decoupling (UDD) to a three-level quantum system coupled to a non-Markovian reservoir comprising of infinite numbers of degrees of freedom. For this purpose, we first reformulate the non-Markovian QSD to incorporate the effect of the external control fields. With this stochastic QSD approach, we demonstrate that an unknown state of the three-level quantum system can be universally protected against both colored phase and amplitude noises when the control-pulse sequences and control operators are properly designed. The advantage of using non-Markovian quantum state diffusion equations is that the control dynamics of open quantum systems can be treated exactly without using Trotter product formula and be efficiently simulated even when the environment comprise of infinite numbers of degrees of freedom. We also show how the control efficacy depends on the environment memory time and the designed time points of applied control pulses.

PACS numbers: 42.50.-p, 37.30.+i, 42.50.Lc, 32.80.-t

I. INTRODUCTION

Few-level atomic and molecular systems play crucial roles in quantum control and quantum information processing. For example, qubits have great advantages in certain computational tasks compared to classical bits because of quantum coherence and quantum entanglement. However, for an open quantum system, mutual effects due to the coupling between the system and environment are inevitable and result in very complex reduced dynamics including dissipation, fluctuation, decoherence and disentanglement [1–6].

Inspired from the Hahn spin echo in nuclear magnetic resonance (NMR) [7], dynamical decoupling (DD) was shaped into a useful tool to mitigate the decoherence of a quantum system coupled to an environment [8–14]. Recently, different aspects of DD have been studied with significant progress; It has been shown that by using aperiodic control pulses, the so-called Uhrig dynamical decoupling (UDD) scheme, a single qubit in the pure dephasing spin-boson model can maintain its coherence to the N^{th} order by using only N or $N + 1$ pulses [15–17]. Furthermore, Ref. [18] constructed two layers of nesting UDD that can protect a single qubit against both dephasing and relaxation. In addition, the multi-layer nesting UDD and continuous DD schemes are designed to not only preserve quantum coherence and the entanglement of two-qubit systems [19–23], but also to protect multi-qubit systems [24] and quantum gates [25]. Studies on higher-order effects have also been done for non-ideal pulses [26, 27], as well as optimized pulses under different environment noises [28–30]. In experiments, the remarkable performance of UDD in prolonging the life time of

a single-qubit state in various models has been studied [31–34].

The purpose of this paper is to develop a non-Markovian QSD approach that can naturally incorporate the external control fields in the framework of Uhrig's dynamical coupling approach. We present a UDD scheme with new control operators that may be used to control an unknown state of the three-level system (spin-1 system) against dissipation and pure phase decoherence. Our strategy is first to derive a time-local non-Markovian quantum-state-diffusion (QSD) equation for a single three-level dephasing model and dissipative model under the external DD control fields, then we show that the non-Markovian QSD can be systematically solved to simulate Uhrig control dynamics of a three-level system under the influence of dephasing and dissipative noises. One of important features of our stochastic approach is that we don't make any assumptions on the system-environment coupling and the size of environment. In this way, we can consistently solve the control dynamics without invoking the Trotter product formalism.

If quantum systems are coupled to small environments, it is straightforward to use the direct numerical simulations to solve the combined system and environment such that the UDD scheme can be efficiently implemented [20]. When the open system is coupled to a large environment consisting of finite or infinite numbers of degrees of freedom, one has to invoke an efficient quantum approach to deal with the open system dynamics allowing dealing with both non-Markovian and Markov environments. Since the control pulses applied to the open quantum system are typically implemented in a very short time scale and high intensity that is much stronger than the system-

environment coupling, it is usually assumed there is no coupling between the system and the environment when the control pulses are applied. Therefore in the previous work, the dynamics of the controlled open system behaviors like the quantum jump process [15, 17, 35]. In this paper, without the above assumption, we treat the total system plus environment with control as a integrated and consistent entirety to solve its exact dynamics by using the non-Markovian QSD equation initially proposed in [36]. Derived directly from an underlying microscopic model irrespective of environment memory time and coupling strength, the stochastic QSD equation is a useful approach for solving several models exactly [37–41]. As shown below, the QSD equation can provide a systematic tool to deal with the non-Markovian quantum open system under the UDD control fields. The advantage of using non-Markovian QSD is its numerical power and its versatility in dealing with varied environmental sizes ranging from a few degrees of freedom to infinite numbers of degrees of freedom in an arbitrary non-Markovian regimes.

The organization of this paper is as follows: In Sec. II, we present the physical models and our control strategy for a three-level atomic system interacting with a phase noise environment. We introduce a modified non-Markovian quantum state diffusion equation (QSD) without time-dependent coupling operator and apply it to the dynamical control of the three-level system. In Sec. III, we present the nesting sequences to control the three-level system coupled to the dissipative environment. We derive a set of dynamic equations for the coefficients of the quantum state diffusion equation. Lastly, Sec. IV makes discussions and concludes the paper.

II. MODIFIED QSD EQUATION FOR DEPHASING NOISE

In this section, we study the DD scheme for an open quantum system involving a three-level atom coupled linearly to a general bosonic environment consisting of a set of bosonic operators b_n, b_n^\dagger satisfying $[b_n, b_m^\dagger] = \delta_{nm}$. The total Hamiltonian may be written as (setting $\hbar \equiv 1$):

$$H_{\text{tot}} = H_{\text{sys}} + H_{\text{env}} + H_{\text{int}}, \quad (1)$$

with the three terms:

$$\begin{aligned} H_{\text{sys}} &= \omega J_z, \\ H_{\text{env}} &= \sum_n \omega_n b_n^\dagger b_n, \\ H_{\text{int}} &= \sum_n J_z (g_n b_n^\dagger + g_n^* b_n), \end{aligned} \quad (2)$$

where the system has three energy levels $E_0 = -\omega$, $E_1 = 0$ and $E_2 = \omega$, $J_z = |2\rangle\langle 2| - |0\rangle\langle 0|$ is the coupling operator and g_n are the coupling constants between the three-level atom and the environmental modes. This is

a pure dephasing model where there are no population transitions between the energy levels as the interaction Hamiltonian commutes with the system Hamiltonian.

For this pure dephasing noise, it is not difficult to show that the iterative pulses of Uhrig's type can preserve an arbitrary initial state. More precisely, for the DD scheme, the control sequence consisting of N instantaneous pulses over a duration of time T can be described by the following control Hamiltonian:

$$H_{\text{ctr}}(t) = \sum_{j=1}^N \frac{\pi}{2} \delta(t - T_j) P, \quad (3)$$

where we choose the Uhrig DD(UDD) time intervals [15, 16]:

$$T_j = T \sin^2 \left(\frac{j\pi}{2N+2} \right), j = 1, 2, \dots, N. \quad (4)$$

The control operator P for a single three-level pure dephasing model may be determined by using these two criteria [20]: $P^2 = I$ and $\{J_z, P\} = 0$. Therefore, it is easy to check that the following two control operators satisfy the required conditions:

$$P = \begin{bmatrix} 0 & 0 & 1 \\ 0 & 1 & 0 \\ 1 & 0 & 0 \end{bmatrix}. \quad (5)$$

In the rotating reference frame with respect to H_{ctr} , we can obtain an effective Hamiltonian in the interaction picture. Using the commutation relation $[P, [P, J_z]] = 4J_z$, we have

$$\begin{aligned} &\exp[-i \int_0^t ds H_{\text{ctr}}(s)] (J_z) \exp[i \int_0^t ds H_{\text{ctr}}(s)] \\ &= \exp[-i \frac{\pi}{2} \text{Step}(t) P] (J_z) \exp[i \frac{\pi}{2} \text{Step}(t) P] \\ &= p(t) J_z, \end{aligned} \quad (6)$$

where $\text{Step}(t) = j$ when $t \in [T_j, T_{j+1})$; And $p(t) = \pm 1$, which changes sign at the time points T_j . Now, the total Hamiltonian describing the control pulse sequence plus the system and environment in such a "toggling frame" [42–44] can be written as:

$$\begin{aligned} \tilde{H} &= \exp \left[-i \int_0^t H_{\text{ctr}}(s) ds \right] H_{\text{tot}} \exp \left[i \int_0^t H_{\text{ctr}}(s) ds \right] \\ &= \tilde{H}_{\text{sys}} + H_{\text{env}} + \tilde{H}_{\text{int}}, \end{aligned} \quad (7)$$

where the effective system Hamiltonian and system-environment interaction Hamiltonian are given by:

$$\begin{aligned} \tilde{H}_{\text{sys}} &= \omega p(t) J_z, \\ \tilde{H}_{\text{int}} &= \sum_n p(t) J_z (g_n b_n^\dagger + g_n^* b_n). \end{aligned} \quad (8)$$

The exact dynamics for the three-level atomic system under both the environmental noise and control pulses

can be compactly described by the non-Markovian QSD equation derived from the above total Hamiltonian in the toggling frame:

$$\frac{\partial}{\partial t}\psi_t = -i\tilde{H}_{\text{sys}}\psi_t + Lz_t^*\psi_t - L^\dagger \int_0^t ds \alpha(t-s) \frac{\delta\psi_t}{\delta z_s^*}, \quad (9)$$

where $L = p(t)J_z$ is the modified system Lindblad operator incorporating both the effects of environment and the external control pulses. Note that the correlation function $\alpha(t-s) = \sum_n |g_n|^2 e^{-i\omega_n(t-s)}$ is arbitrary and $z_t^* = -i \sum_n g_n z_n^* e^{i\omega_n t}$ is a complex Gaussian process satisfying $M[z_t] = M[z_t z_s^*] = 0$ and $M[z_t z_s^*] = \alpha(t, s)$. Here $M[\cdot]$ denotes the statistical average over the classical Gaussian noise z_t . When $\alpha(t, s) = \Gamma\delta(t-s)$, the noise z_t^* reduces to the memoryless white noise. It should be noted that the above non-Markovian QSD equation represents a new type of QSD with a time-dependent Lindblad operator.

In order to solve the non-Markovian QSD equation, we may rewrite the functional derivative term as $\frac{\delta}{\delta z_s^*}\psi_t(z^*) = O(t, s, z^*)\psi_t(z^*)$, where $O(t, s, z^*)$ is a time dependent operator acting on the system Hilbert space. The equation of motion for $O(t, s, z^*)$ can be obtained by using the consistency condition [45]:

$$\frac{\partial}{\partial t}O = [-i\tilde{H}_{\text{sys}} + Lz_t^* - L^\dagger \overline{O}, O] - L^\dagger \frac{\delta}{\delta z_s^*}\overline{O}, \quad (10)$$

where $\overline{O}(t, z^*) = \int_0^t ds \alpha(t, s)O(t, s, z^*)$.

For the three-level dephasing model under DD control described by Eq. (7), it can be shown that the exact O operator is simply given by:

$$O(t, s, z^*) = f(t, s)J_z, \quad (11)$$

with $f(t, s) = p(s)$. Therefore, the explicit non-Markovian QSD equation can be compactly written into:

$$\frac{\partial}{\partial t}\psi_t(z) = (-i\omega + z_t^* + F(t)J_z)p(t)J_z\psi_t(z), \quad (12)$$

where $F(t) = \int_0^t ds \alpha(t, s)p(s)$. By calculating the statistical average over many realizations of trajectory generated by the stochastic process z_t^* , one can recover the density operator of the three-level system:

$$\begin{aligned} \rho_t &= M[|\psi_t\rangle\langle\psi_t|] \\ &= \int \frac{dz^2}{\pi} e^{-|z|^2} |\psi_t(z^*)\rangle\langle\psi_t(z^*)|. \end{aligned} \quad (13)$$

It is known that the exact QSD equation can be applicable to an open system model with an arbitrary correlation function $\alpha(t, s)$. In order to investigate how the environment memory time affects the effectiveness of the DD control, in the following numerical simulations, we model the environmental noise as the Ornstein-Uhlenbeck process with the correlation function although our approach is valid for an arbitrary correlation function:

$$\alpha(t, s) = \frac{\gamma}{2} e^{-\gamma|t-s|}. \quad (14)$$

where γ represents essentially the environmental bandwidth, hence the environment memory time scale can be represented by the parameter $1/\gamma$. The advantage of choosing the Ornstein-Uhlenbeck process is that the Markov limit is simply dictated by the single parameter γ . When $\gamma \rightarrow \infty$, $\alpha(t, s) \rightarrow \delta(t-s)$ recovering the Markov limit. Typically, a finite (small) γ represents a non-Markovian regime. Note that, for the Ornstein-Uhlenbeck noise, the equation of motion for $F(t)$ is simply given by:

$$\frac{d}{dt}F(t) = \frac{\gamma}{2}p(t) - \gamma F(t). \quad (15)$$

With (15), the QSD Eq. (12) is fully determined. We first compute the fidelity and the angular momentum time evolution with different numbers of control pulses. The plots are shown in Fig. 1.

Without the UDD control, as shown in Fig. 1(a), the three-level system under the pure dephasing relaxation will evolve into a complete mixed final state. Here we choose the environment memory parameter $\gamma = 1$ which stands for a moderate non-Markovian regime [41]. In Fig. 1(a), the dynamics of $\langle J_x \rangle$ and $\langle J_y \rangle$ is shown to exhibit a few oscillations before reaching their final values.

However, with the UDD control sequence applied to this three-level system, it is shown that the system's fidelity for the given initial state is well protected as illustrated in 1(b) and (c). Clearly, a better control result can be achieved if more controlled pulses are used in the control scheme.

The control processes may be better understood by inspecting the shapes of $\langle J_x \rangle$ and $\langle J_y \rangle$ curves. At each UDD time point, the effect of the control pulse is simply to change the sign of operator acting on the system given by Eq. (8). As result, after each single control pulse, the the mean angular momentum is modified towards its opposite direction. On average both $\langle J_y \rangle$ and $\langle J_x \rangle$ are effectively preserved in the presence of the noise as illustrated by the temporal evolution of the three-level quantum system.

It is interesting to know how the effectiveness of the UDD control is affected by the environment memory times [49]. The results are shown in Fig. 2. Clearly, the transition of dynamics from non-Markovian to Markov regimes is dictated by environment memory time $\tau = 1/\gamma$. In the case of small γ , which stands for a long environment memory time, the more pronounced effects of control pulses on the three-level system is expected. In fact, as seen from the example, a longer coherence time may be preserved when the environment has a long memory time. Consequently, the fidelity will be efficiently protected. In contrast, when the system approaches Markov limit as the memory time τ becomes shorter and shorter (i.e., $\gamma \gg 1$), ineffectiveness of the control pulses can be easily observed. This is easy to understand as the rapid coherence decay has rendered the system effectively a classical ensemble before the external control pulses take effect (see black solid line and green dash-

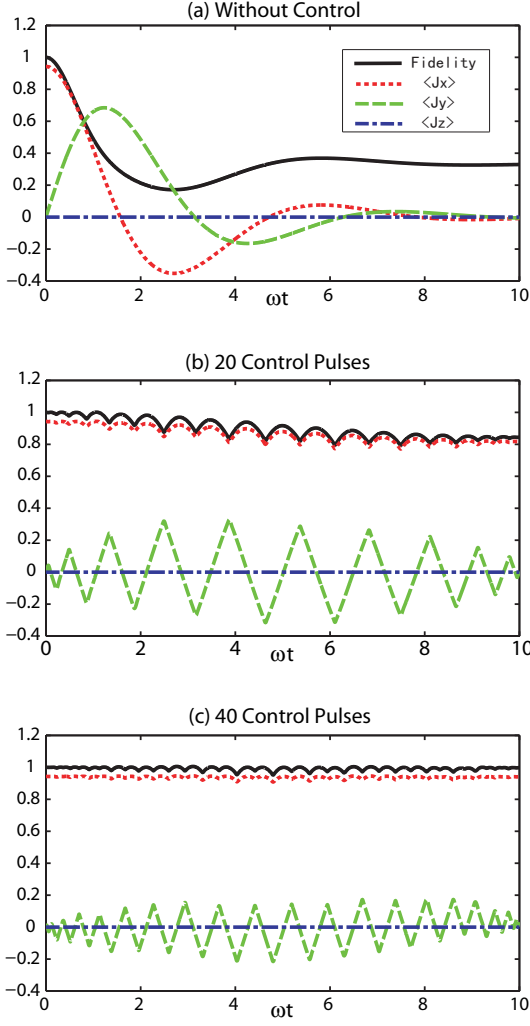


FIG. 1. Ensemble average of Fidelity and $\langle \vec{J} \rangle$ over 2000 trajectories of the single qutrit dephasing model under different UDD control sequences. We choose the initial state $|\psi_0\rangle = \frac{1}{\sqrt{3}}(|0\rangle + |1\rangle + |2\rangle)$ and the environment memory parameter $\gamma = 1$. The black solid line represents the Fidelity, red dotted line denotes $\langle J_x \rangle$, green dashed line denotes $\langle J_y \rangle$ and blue dot-dashed line denotes $\langle J_z \rangle$.

dotted line in Fig. 2). This has clearly demonstrated that an engineered environment with a longer memory time typically conduces to a better control of the system when the UDD pulses are applied [50].

Another interesting situation is that the initial state of the three-level system is a mixed state. Since any initial mixed state can be represented as $\rho_0 = \sum_{\lambda} c_{\lambda} |\psi_{\lambda,0}\rangle \langle \psi_{\lambda,0}|$, then the density matrix at time t is simply expressed in terms of QSD solutions: $\rho_t = \sum_{\lambda} c_{\lambda} M[|\psi_{\lambda,t}\rangle \langle \psi_{\lambda,t}|]$, where $|\psi_{\lambda,t}\rangle$ is governed by the QSD Eq. (12).

As an illustration, we consider the initial state as a Werner-like state [46, 47]:

$$\rho_0 = \frac{1-M}{2} I_3 + \frac{3M-1}{2} |\psi_0\rangle \langle \psi_0|, \quad (16)$$

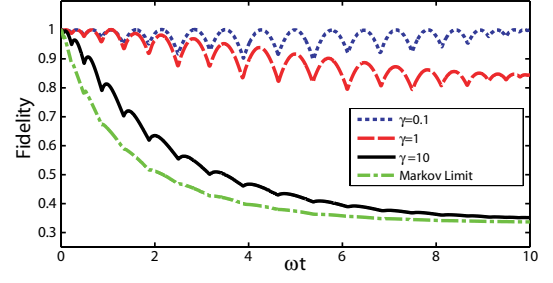


FIG. 2. Fidelity evolution of the single qutrit dephasing model under 20 control pulses UDD sequence with different environment memory parameter γ . The initial state $|\psi_0\rangle = \frac{1}{\sqrt{3}}(|0\rangle + |1\rangle + |2\rangle)$.

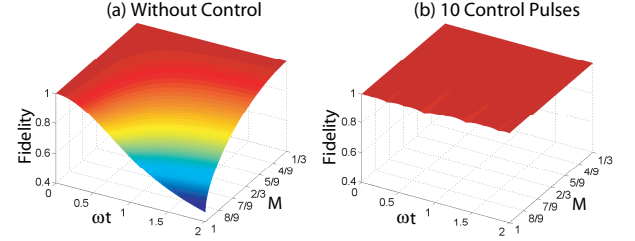


FIG. 3. Fidelity time evolution of a single-qutrit dephasing model with the initial state $\rho_0 = \frac{1-M}{2} I_3 + \frac{3M-1}{2} |\psi_0\rangle \langle \psi_0|$, where M is the degree of mixing and $|\psi(0)\rangle = \frac{1}{\sqrt{3}}(|0\rangle + |1\rangle + |2\rangle)$. The environment memory time $t = 1/\gamma$ with $\gamma = 1$.

where $|\psi_0\rangle = \frac{1}{\sqrt{3}}(|0\rangle + |1\rangle + |2\rangle)$. The parameter $M \in [1/3, 1]$ describes the "degree of mixture" of the initial qutrit state ρ_0 , when $M = 1/3$ it is a maximally mixed state, while $M = 1$ it reduces to the pure state $|\psi_0\rangle$.

The time evolution of fidelity is illustrated in Fig. 3. Left 3-D picture (a) plots fidelity dynamics without UDD control. It is seen that the fidelity decays faster for an initial qutrit state with a higher degree of purity. However, when applying only 10 UDD pulses, the fidelity over time scale considered here is well protected as shown in Fig. 3(b).

III. MODIFIED QSD EQUATION FOR DISSIPATIVE NOISE

In this section we will consider a three-level system coupled to a dissipative noise [41], the total Hamiltonian of the system plus environment can be described as:

$$H_{\text{tot}} = \omega J_z + \sum_n \omega_n b_n^\dagger b_n + \sum_n (g_n J_- b_n^\dagger + g_n^* J_+ b_n), \quad (17)$$

where $J_- = \sqrt{2}(|0\rangle \langle 1| + |1\rangle \langle 2|)$ and $J_+ = \sqrt{2}(|2\rangle \langle 1| + |1\rangle \langle 0|)$. Clearly, without control, the initial qutrit state will lose its coherence quickly by dissipation. In order to suppress the decoherence and protect the fidelity of the

initial state of the three-level system, it is shown that two layers of DD control sequences are necessary. The control Hamiltonian can be written as:

$$H_{\text{ctr}} = H_{c1} + H_{c2} \\ = \sum_{j=1}^{N_1} \frac{\pi}{2} \delta(t - T_j) P + \sum_{j=1}^{N_1} \sum_{k=1}^{N_2} \frac{\pi}{2} \delta(t - T_{j,k}) Q, \quad (18)$$

where H_{c1} is the outer layer UDD sequence consisting of number N_1 of P pulses as in Eq. (5) of Sec. II. And H_{c2} is the inner layer UDD sequence of Q pulses which would be applied at the time points [18]:

$$T_{j,k} = T_j + (T_{j+1} - T_j) \sin^2 \left(\frac{k\pi}{2N_2 + 2} \right). \quad (19)$$

In the case of dissipative noise, it can be shown that the two control operators P and Q are given by:

$$P = \begin{bmatrix} 0 & 0 & 1 \\ 0 & 1 & 0 \\ 1 & 0 & 0 \end{bmatrix}, Q = \begin{bmatrix} 1 & 0 & 0 \\ 0 & -1 & 0 \\ 0 & 0 & 1 \end{bmatrix}, \quad (20)$$

where the new control operator Q can be derived from the following criteria [20]: $Q^2 = I$, $[P, Q] = [J_z, Q] = 0$ and $\{J_-, Q\} = \{J_+, Q\} = 0$.

In order to solve the system dynamics of the three-level dissipative model under the UDD control scheme, we need to use the rotating frame transformations twice, one for the control Hamiltonian H_{c1} and the other for the control Hamiltonian H_{c2} , respectively (see Appendix A for details). The final effective total Hamiltonian in the new toggling frame are given by:

$$\tilde{H} = \tilde{H}_{\text{sys}} + \sum_n \omega_n b_n^\dagger b_n + \sum_n (g_n b_n^\dagger L + g_n^* b_n L^\dagger), \quad (21)$$

where $\tilde{H}_{\text{sys}} = p(t)\omega J_z$ and the effective Lindblad operator is:

$$L = l_1(t)J_- + l_2(t)J_+, \quad (22)$$

where the coefficients are:

$$l_1(t) = q(t) \frac{1+p(t)}{2}, \\ l_2(t) = q(t) \frac{1-p(t)}{2}, \quad (23)$$

Here the piecewise functions $p(t) = \pm 1$ (the values change at time points T_j) and $q(t) = \pm 1$ (the values change at time points $T_{j,k}$). Again, we see that the effect of the external control field is represented by the time-dependent Lindblad operator.

For the effective Hamiltonian given in Eq. (21), we can establish a modified QSD Eq. (9) with time-dependent Lindblad operators. Once the correlation function $\alpha(t, s)$ is given, the modified QSD equation for the three-level

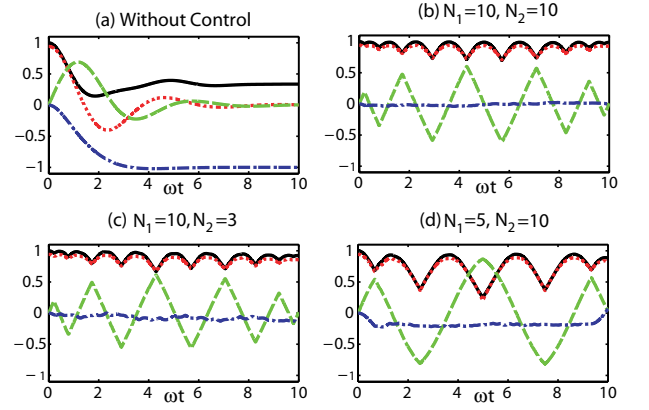


FIG. 4. Ensemble average of Fidelity and $\langle \vec{J} \rangle$ over 2000 trajectories of the single qutrit dissipative model under different UDD control sequences. We choose the initial state $|\psi_0\rangle = \frac{1}{\sqrt{3}}(|0\rangle + |1\rangle + |2\rangle)$ and the environment memory parameter $\gamma = 1$. The black solid line represents the Fidelity, red dotted line denotes $\langle J_x \rangle$, green dashed line denotes $\langle J_y \rangle$ and blue dot-dashed line denotes $\langle J_z \rangle$.

system under control can be solved numerically. For simplicity, we use the perturbation O operator [48] corresponding to the weak noise approximation (for more details, see Appendix B),

$$O(t, s) = f_1(t, s)J_- + f_2(t, s)J_+ \\ + f_3(t, s)J_z J_- + f_4(t, s)J_z J_+, \quad (24)$$

$$\overline{O}(t, s) = \int_0^t ds \alpha(t, s) O(t, s) \\ = F_1(t, s)J_- + F_2(t, s)J_+ \\ + F_3(t, s)J_z J_- + F_4(t, s)J_z J_+, \quad (25)$$

where $F_i (i = 1, 2, 3, 4) = \int_0^t ds \alpha(t, s) f_i$. It is noted that the QSD equation derived here is valid for an arbitrary correlation function. In our numerical simulations, we always choose the Ornstein-Uhlenbeck type of correlation function $\alpha(t, s) = \frac{\gamma}{2} e^{-\gamma|t-s|}$. By substituting Eq. (24) and (25) into Eq. (10), we can derive a set of differential equations for the coefficients as:

$$\frac{\partial}{\partial t} F_1 = \frac{\gamma}{2} l_1 + (ip\omega - l_1 F_3 + l_2 F_4 - \gamma) F_1, \\ \frac{\partial}{\partial t} F_2 = \frac{\gamma}{2} l_2 + (-ip\omega - l_1 F_3 + l_2 F_4 - \gamma) F_2, \\ \frac{\partial}{\partial t} F_3 = (ip\omega - 3l_1 F_1 + l_1 F_3 - l_2 F_4 - \gamma) F_3 \\ + (l_1 F_1 - l_2 F_2 + l_2 F_4) F_1, \\ \frac{\partial}{\partial t} F_4 = (-ip\omega - 3l_2 F_2 + l_1 F_3 - l_2 F_4 - \gamma) F_4 \\ + (l_1 F_1 - l_2 F_2 + l_1 F_3) F_2. \quad (26)$$

with $F_i(0) = 0$. Finally, the QSD Equation is given by:

$$\begin{aligned} \frac{\partial}{\partial t} \psi_t = & [-ip\omega J_z + (l_1 J_- + l_2 J_+) z_t^* \\ & - l_1 F_1 J_+ J_- - l_1 F_2 J_+^2 - l_1 F_3 J_+ J_z J_- \\ & - l_2 F_2 J_- J_+ - l_2 F_1 J_-^2 - l_2 F_4 J_- J_z J_+] \psi_t. \end{aligned} \quad (27)$$

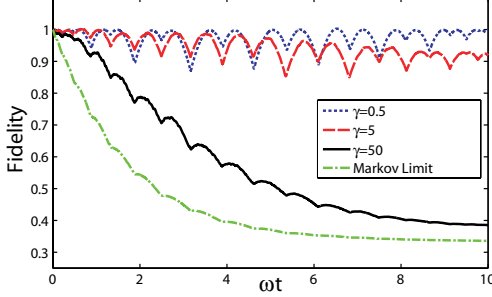


FIG. 5. Fidelity evolution of single qutrit dissipative model under control with different environment memory parameter γ . We apply two-layer nesting UDD control sequences with the outer layer $N_1 = 20$ and the inner layer $N_2 = 10$. The initial state $|\psi(0)\rangle = \frac{1}{\sqrt{3}}(|0\rangle + |1\rangle + |2\rangle)$.

The numerical results with 2000 realizations are plotted in Fig. 4. For the zero-temperature environment, without any control pulses, the spontaneous emission always causes the three-level system to decay into the ground state. So in Fig. 4 (a), when $t \rightarrow \infty$, we get $\langle J_x \rangle, \langle J_y \rangle \rightarrow 0$ and $\langle J_z \rangle \rightarrow -1$. Beyond single UDD control sequence for dephasing model, by applying two layers of nesting UDD control sequences, we can also successfully resist the dissipation (Fig. 4 (a), (b) and (c)).

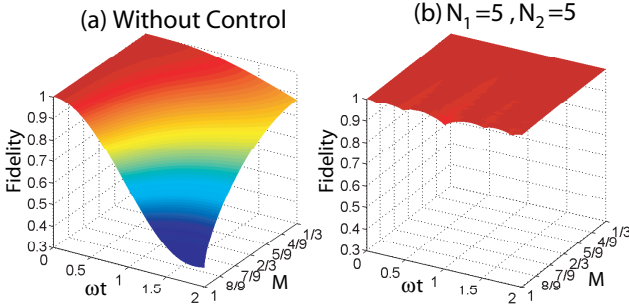


FIG. 6. Fidelity time evolution of a single-qutrit dissipative model with the initial state $\rho_0 = \frac{1-M}{2}I_3 + \frac{3M-1}{2}|\psi_0\rangle\langle\psi_0|$, where M is the degree of mixing and $|\psi(0)\rangle = \frac{1}{\sqrt{3}}(|0\rangle + |1\rangle + |2\rangle)$. The environment memory index $\gamma = 1$.

For the two-layer nesting UDD sequences, the total number of the control pulses is $N_{tot} = N_1 + (N_1 - 1)N_2$. So in the case illustrated by Fig. 4 (b), $N_1 = N_2 = 10$, there are totally 100 pulses applied to the dissipative model. Compared this to the dephasing model with 40 control pulses (Fig. 1 (c)), we find that the dissipative

model needs more control pulses to achieve the same degree of protection. Also let us compare Fig. 4 (c) and Fig. 4 (d). There are 37 pulses in the former case and 45 pulses in the latter case. However, the fidelity evolution and the angular momentum evolution for case (c) are much better protected than case (d). This may suggest that the number of outer layer pulses is the dominant factor of the control efficiency.

Fig. 5 shows the fidelity dynamics with different environment memory times. Similar to the result obtained in the last section, the long memory ability will enhance the function of DD control. In Fig 5, we use larger values of γ for the dissipative model than we did in Fig. 2, because the total number of pulses is one order of magnitude larger than the number we used in dephasing model. This restriction causes the environment to reach the Markov limit slowly by increasing the parameter γ .

Lastly, we choose the Werner-like state (Eq. (16)) as the initial state of the three-level system for the dissipative model. The ensemble average of fidelity time evolution with different degrees of mixture is depicted in the 3-D Fig. 6. Without control, any initial state will evolve to the final steady state $|0\rangle$ as time goes by, and the fidelity decays faster as the purity of the initial state increases. Fig. 6(b) demonstrates that two-layer nesting UDD sequences satisfactorily control all of the mixed states.

IV. CONCLUDING REMARKS

With both theoretical analysis and numerical simulation, we have shown that the modified quantum state diffusion approach with time-dependent Lindblad operators can be a useful tool for implementing the UDD scheme in the situations where the open system is coupled to a large non-Markovian environment. For a non-Markovian three-level open system, we show that a new control strategy in DD scheme can efficiently protect an unknown three-level quantum state against both dephasing and dissipation noises. This new set of control operators only works for ladder-type three-level quantum system with equal distance eigenvalues. Our three-level system represents a spin-1 or angular momentum system which is of interest in many physically interesting case such as quantum cryptography and quantum entanglement [53]. It is interesting to note that a more general three-level system with different energy spacings such as V-type or λ -type atoms, a universal effective control via UUD combined with non-Markovian QSD are still possible, but it becomes much more complicated technically and multi-nesting sequences with different control operators have to be employed. Moreover, the exact QSD will be difficult to find, but still we use approximate non-Markovian QSD to simulate the Uhrig control dynamics [21, 37, 41].

One of advantages of using non-Markovian QSD is its versatility in solving large environments with arbitrary

finite memory times. As an illustrative example, the explicit control dynamics measured by time-dependent angular momentum and fidelity in the non-Markovian regime is solved by using the modified non-Markovian QSD equations. Several scenarios for reinforcing the effectiveness of the regulation and control of three-level systems are considered such as increasing the number of control pulses or engineering the environment to modify the environment memory time scale. Our method also allows an interesting extension to non-perturbative dynamical decoupled in a non-Markovian regime.

In summary, with the versatility and the capability of the non-Markovian QSD equation, the control processes can be substituted into the system dynamics consistently and be studied in detail. More general extensions to multi-state atomic systems are of importance where the non-Markovian QSD is known to be more powerful numerically. It is also feasible to investigate the non-ideal control pulse cases by using modified non-Markovian QSD equations [51, 52].

ACKNOWLEDGEMENTS

We thank Prof. J. H. Eberly, Prof. Jiangbin Gong and Prof. B. L. Hu for their useful discussions and the grant support from the NSF PHY-0925174 and the AFOSR No. FA9550-12-1-0001, NSFC No. 11175110, Ikerbasque Foundation Startup, the Basque Government (Grant No. IT472-10), and the Spanish MEC (Project No. FIS2009-12773-C02-02).

Appendix A: Toggling frame of the dissipative three-level model under UDD control

In this Appendix, we show the derivation of the interaction Hamiltonian in the Toggling frame. To start with, we list the total Hamiltonian of the single three-level model with two layers of UDD control pulse sequences according to Eq. (17) and Eq. (18) in Sec. III.

$$H_{\text{tot}} = H_s + H_{c1} + H_{c2} + H_b + H_i, \quad (\text{A1})$$

where

$$\begin{aligned} H_s &= \omega J_z, \\ H_{c1} &= \sum_{j=1}^{N_1} \frac{\pi}{2} \delta(t - T_j) P, \\ H_{c2} &= \sum_{j=1}^{N_1} \sum_{k=1}^{N_2} \frac{\pi}{2} \delta(t - T_{j,k}) Q, \\ H_e &= \sum_n \omega_n b_n^\dagger b_n, \\ H_i &= \sum_n (g_n J_- b_n^\dagger + g_n^* J_+ b_n) \\ &= \sum_n (g_n b_n^\dagger + g_n^* b_n) J_x + i(g_n b_n^\dagger - g_n^* b_n) J_y \\ &= B_x J_x + B_y J_y. \end{aligned} \quad (\text{A2})$$

Rotating the reference frame with respect to H_{c1} , the total Hamiltonian in the interaction picture is given by

$$H_{\text{tot}}^{(1)} = e^{-i \int_0^T ds H_{c1}} (H_s + H_{c2} + H_e + H_i) e^{i \int_0^T ds H_{c1}}. \quad (\text{A3})$$

By using the commutation relations,

$$\begin{aligned} [P, Q] &= [P, J_x] = 0, \\ [P, [P, J_y]] &= 4J_y, \\ [P, [P, J_z]] &= 4J_z, \end{aligned} \quad (\text{A4})$$

we have

$$\begin{aligned} e^{-i \int_0^T ds H_{c1}} Q e^{i \int_0^T ds H_{c1}} &= Q, \\ e^{-i \int_0^T ds H_{c1}} J_x e^{i \int_0^T ds H_{c1}} &= J_x, \\ e^{-i \int_0^T ds H_{c1}} J_y e^{i \int_0^T ds H_{c1}} &= p(t) J_y, \\ e^{-i \int_0^T ds H_{c1}} J_z e^{i \int_0^T ds H_{c1}} &= p(t) J_z, \end{aligned} \quad (\text{A5})$$

where the piecewise function $p(t) = \pm 1$ with the value changes at time points T_j . Therefore the total Hamiltonian in the new frame becomes

$$\begin{aligned} H_{\text{tot}}^{(1)} &= H_s^{(1)} + H_e + H_{c2} + H_i^{(1)}, \\ H_s^{(1)} &= f(t) \omega J_z, \\ H_i^{(1)} &= B_x J_x + f(t) B_y J_y. \end{aligned} \quad (\text{A6})$$

Next we rotate the reference frame again with respect to H_{c2} , the total Hamiltonian in this new interaction picture is

$$H_{\text{tot}}^{(2)} = e^{-i \int_0^T ds H_{c2}} (H_s^{(1)} + H_e + H_i^{(1)}) e^{i \int_0^T ds H_{c2}}. \quad (\text{A7})$$

Now the commutation relations are

$$\begin{aligned} [Q, J_z] &= 0, \\ [Q, [Q, J_x]] &= 4J_x, \\ [Q, [Q, J_y]] &= 4J_y, \end{aligned} \quad (\text{A8})$$

so we can get

$$\begin{aligned} e^{-i \int_0^T ds H_{c2}} J_y e^{i \int_0^T ds H_{c2}} &= q(t) J_x, \\ e^{-i \int_0^T ds H_{c2}} J_y e^{i \int_0^T ds H_{c2}} &= q(t) J_y, \\ e^{-i \int_0^T ds H_{c2}} J_z e^{i \int_0^T ds H_{c2}} &= J_z, \end{aligned} \quad (\text{A9})$$

and the $q(t) = \pm 1$ with the value changes at time points $T_{j,k}$. So using the rotating reference frame twice, the total Hamiltonian becomes

$$\begin{aligned} H_{\text{tot}}^{(2)} &= H_s^{(1)} + H_e + H_i^{(2)} \\ H_i^{(2)} &= q(t) B_x J_x + q(t) p(t) B_y J_y \\ &= q(t) \left[\sum_n (g_n b_n^\dagger + g_n^* b_n) J_x + ip(t) (g_n b_n^\dagger - g_n^* b_n) J_y \right] \\ &= \sum_n (g_n b_n^\dagger L + g_n^* b_n L^\dagger) \end{aligned} \quad (\text{A10})$$

where the time-dependent Lindblad operator is

$$L = q(t) \frac{1+p(t)}{2} J_- + q(t) \frac{1-p(t)}{2} J_+. \quad (\text{A11})$$

Finally, the effective Hamiltonian of the dissipative three-level model under two-layer UDD control sequences in the Toggling frame is

$$H_{\text{tot}}^{(2)} = p(t) \omega J_z + \sum_n \omega_n b_n^\dagger b_n + \sum_n (g_n b_n^\dagger L + g_n^* b_n L^\dagger), \quad (\text{A12})$$

This is the Eq. (21) used in Sec. III.

Appendix B: Dynamical equation for \mathbf{O} operator

In the non-Markovian case, the linear stochastic Schrödinger equation was derived in [36], it reads

$$\frac{\partial}{\partial t} \psi_t = -i H_{\text{sys}} \psi_t + L z_t^* \psi_t - L^\dagger \int_0^t ds \alpha(t-s) \frac{\delta \psi_t}{\delta z_s^*}. \quad (\text{B1})$$

It is noted that the above exact equation contains a time-nonlocal term. In order to find a time-local QSD equation, one can introduce a time-dependent also noise-dependent operator $O(t, s, z^*)$, defined as

$$\frac{\delta}{\delta z_s^*} \psi_t(z^*) = O(t, s, z^*) \psi_t(z^*), \quad (\text{B2})$$

which can be determined from the consistency condition,

$$\frac{\delta}{\delta z_s^*} \frac{\partial \psi_t}{\partial t} = \frac{\partial}{\partial t} \frac{\delta \psi_t}{\delta z_s^*}. \quad (\text{B3})$$

So we can derive the formal evolution equation for the operator $O(t, s, z^*)$,

$$\frac{\partial}{\partial t} O = [-i H_{\text{sys}} + L z_t^* - L^\dagger \overline{O}, O] - L^\dagger \frac{\delta}{\delta z_s^*} \overline{O}, \quad (\text{B4})$$

where $\overline{O}(t, z^*) \equiv \int_0^t ds \alpha(t, s) O(t, s, z^*)$. This equation of motion for the \mathbf{O} operator has to be solved with the initial condition,

$$O(t, s = t, z^*) = L. \quad (\text{B5})$$

For the three-level dephasing model under DD control described by Eq. (7) in Sec. II, one can easily derive the exact \mathbf{O} operator

$$O(t, s, z^*) = f(t, s) J_z, \quad (\text{B6})$$

with $f(t, s) = p(s)$. However, in Sec. III, for the second example with the three-level dissipative system and the control field, the explicit \mathbf{O} operator cannot be determined. In this case, we have to use a perturbative expansion in terms of noise z^* . This is called weak noise perturbation, which means we choose the \mathbf{O} operator containing noise-free terms,

$$\begin{aligned} O(t, s) &= f_1(t, s) J_- + f_2(t, s) J_+ \\ &\quad + f_3(t, s) J_z J_- + f_4(t, s) J_z J_+, \\ \overline{O}(t, s) &= \int_0^t ds \alpha(t, s) O(t, s) \\ &= F_1(t, s) J_- + F_2(t, s) J_+ \\ &\quad + F_3(t, s) J_z J_- + F_4(t, s) J_z J_+, \end{aligned} \quad (\text{B7})$$

where $F_i (i = 1, 2, 3, 4) = \int_0^t ds \alpha(t, s) f_i$. Of course, the QSD equation still contains noise explicitly (more details are given by reference [48]). By substituting the above two equations into Eq. (B4), we can derive a set of differential equations for the coefficients as:

$$\begin{aligned} \frac{\partial}{\partial t} f_1 &= (ip\omega + l_2 F_2 - l_1 F_3 + l_2 F_4) f_1 - l_2 F_1 f_2, \\ \frac{\partial}{\partial t} f_2 &= (-ip\omega + l_1 F_1 - l_1 F_3 + l_2 F_4) f_2 - l_1 F_2 f_1, \\ \frac{\partial}{\partial t} f_3 &= (ip\omega - l_1 F_1 + l_1 F_3 - l_2 F_4) f_3 \\ &\quad + (l_1 F_1 - 2l_1 F_3 + l_2 F_2 + 2l_2 F_4) f_1 \\ &\quad - 2l_2 F_1 f_2 - l_2 F_1 f_4, \\ \frac{\partial}{\partial t} f_4 &= (-ip\omega - l_2 F_2 + l_1 F_3 - l_2 F_4) f_4 \\ &\quad - (l_1 F_1 - 2l_1 F_3 + l_2 F_2 + 2l_2 F_4) f_2 \\ &\quad + 2l_1 F_2 f_1 - l_1 F_2 f_3, \end{aligned} \quad (\text{B8})$$

with the initial conditions:

$$\begin{aligned} f_1(t, s = t) &= l_1(t), \\ f_2(t, s = t) &= l_2(t), \\ f_3(t, s = t) &= 0, \\ f_4(t, s = t) &= 0. \end{aligned} \quad (\text{B9})$$

In this paper, we choose the Ornstein-Uhlenback type of correlation function $\alpha(t, s) = \frac{\gamma}{2} e^{-\gamma|t-s|}$, so the equations

of motion for F_i are:

$$\begin{aligned}
\frac{\partial}{\partial t} F_1 &= \frac{\gamma}{2} l_1 + (ip\omega - l_1 F_3 + l_2 F_4 - \gamma) F_1, \\
\frac{\partial}{\partial t} F_2 &= \frac{\gamma}{2} l_2 + (-ip\omega - l_1 F_3 + l_2 F_4 - \gamma) F_2, \\
\frac{\partial}{\partial t} F_3 &= (ip\omega - 3l_1 F_1 + l_1 F_3 - l_2 F_4 - \gamma) F_3 \\
&\quad + (l_1 F_1 - l_2 F_2 + l_2 F_4) F_1, \\
\frac{\partial}{\partial t} F_4 &= (-ip\omega - 3l_2 F_2 + l_1 F_3 - l_2 F_4 - \gamma) F_4 \\
&\quad + (l_1 F_1 - l_2 F_2 + l_1 F_3) F_2, \tag{B10}
\end{aligned}$$

with $F_i(0) = 0$. Consequently, the O operator and the QSD equation are fully determined.

-
- [1] J. P. Paz and W. H. Zurek, “Environment-Induced Decoherence and the Transition From Quantum to Classical”, The 72nd Les Houches Summer School on “Coherent Matter Waves”, July-August 1999. arxiv/quant-ph/0010011.
 - [2] C. Anastopoulos and B. L. Hu, Phys. Rev. A **62**, 033821 (2000).
 - [3] K. Życzkowski, P. Horodecki, M. Horodecki, R. Horodecki, Phys. Rev. A **65**, 012101 (2001).
 - [4] T. Yu and J. H. Eberly, Phys. Rev. B **66**, 193306 (2002); Phys. Rev. B **68**, 165322 (2003).
 - [5] C. Anastopoulos, S. Shresta, and B. L. Hu, Inf. Proc. **8**, 549 (2009).
 - [6] J. Helm and W. T. Strunz, Phys. Rev. A **80**, 042108 (2009); **81**, 042314 (2010).
 - [7] E. L. Hahn, Phys. Rev. **80**, 580 (1950).
 - [8] L. Viola and S. Lloyd, Phys. Rev. A **58**, 2733 (1998).
 - [9] L. Viola, E. Knill, and S. Lloyd, Phys. Rev. Lett. **82**, 2417 (1999).
 - [10] L.-A. Wu, M. S. Byrd, and D. A. Lidar, Phys. Rev. Lett. **89**, 127901 (2002).
 - [11] K. Khodjasteh and D. A. Lidar, Phys. Rev. Lett. **95**, 180501 (2005).
 - [12] K. Khodjasteh and D. A. Lidar, Phys. Rev. A **75**, 062310 (2007).
 - [13] H. Y. Carr and E. M. Purcell, Phys. Rev. **94**, 630 (1954).
 - [14] S. Meiboom and D. Gill, Rev. Sci. Instr. **29**, 688 (1958).
 - [15] G. S. Uhrig, Phys. Rev. Lett. **98**, 100504 (2007).
 - [16] G. S. Uhrig, New. J. Phys. **10**, 083024 (2008).
 - [17] W. Yang and R. B. Liu, Phys. Rev. Lett. **101**, 180403 (2008).
 - [18] J. R. West, B. H. Fong, and D. A. Lidar, Phys. Rev. Lett. **104**, 130501 (2010).
 - [19] G. Gordon, N. Erez and G. Kurizki, J. Phys. B **40**, S75-S93 (2007).
 - [20] M. Mukhtar, W. T. Soh, T. B. Saw and J. Gong, Phys. Rev. A **82**, 052338 (2010).
 - [21] For an interesting application of an approximate non-Markovian QSD to a qubit system, see, J. T. Kao, J. T. Hung, P. Chen and C. Y. Mou, Phys. Rev. A **82**, 062120 (2010).
 - [22] Y. Pan, Z. R. Xi and J. Gong, J. Phys. B **44**, 175501 (2011).
 - [23] A. Z. Chaudhry and J. Gong, Phys. Rev. A **85**, 012315 (2012).
 - [24] Z. Y. Wang and R. B. Liu, Phys. Rev. A **83**, 022306 (2011).
 - [25] J. R. West, D. A. Lidar, B. H. Fong and M. F. Gyure, Phys. Rev. Lett. **105**, 230503 (2010).
 - [26] G. S. Uhrig and S. Pasini, New J. Phys. **12**, 045001 (2010).
 - [27] S. Pasini, P. Karbach, and G. S. Uhrig, Europhys. Lett. **96**, 10003 (2011).
 - [28] G. Gordon, G. Kurizki and D. A. Lidar, Phys. Rev. Lett. **101**, 010403 (2008).
 - [29] K. Chen and R. B. Liu, Phys. Rev. A **82**, 052324 (2010).
 - [30] S. Pasini and G. S. Uhrig, Phys. Rev. A **81**, 012309 (2010).
 - [31] M. J. Biercuk, H. Uys, A.P. VanDevender, N. Shiga, W. M. Itano and J. J. Bollinger, Nature **458**, 996 (2009).
 - [32] J. Du, X. Rong, N. Zhao, Y. Wang, J. Yang, and R. B. Liu, Nature **461**, 1265 (2009).
 - [33] G. de Lange and Z. H. Wang, D. Ristè, V.V. Dobrovitski and R. Hanson, Science **330**, 60 (2010).
 - [34] A. Ajoy, G. A. Álvarez and D. Suter, Phys. Rev. A **83**, 032303 (2011).
 - [35] J. Dalibard, Y. Castin, and K. Mølmer, Phys. Rev. Lett. **68**, 580 (1992).
 - [36] W. T. Strunz, L. Diósi, and N. Gisin, Phys. Rev. Lett. **82**, 1801 (1999).
 - [37] W. T. Strunz, L. Diósi, N. Gisin and T. Yu, Phys. Rev. Lett. **83**, 4909 (1999).
 - [38] C. J. Broadbent, J. Jing, T. Yu, and J. H. Eberly, Ann. Phys. **327**, 1962 (2012).
 - [39] W. T. Strunz and T. Yu, Phys. Rev. A **69**, 052115 (2004).
 - [40] T. Yu, Phys. Rev. A **69**, 062107 (2004).
 - [41] J. Jing and T. Yu, Phys. Rev. Lett. **105**, 240403 (2010).
 - [42] L. Viola, S. Lloyd and E. Knill, Phys. Rev. Lett. **83**, 4888 (1999).
 - [43] G. S. Uhrig and D. A. Lidar, Phys. Rev. A **82**, 012301 (2010).
 - [44] H. K. Ng, D. A. Lidar, and J. Preskill, Phys. Rev. A **84**, 012305 (2011).
 - [45] L. Diósi, N. Gisin, and W. T. Strunz, Phys. Rev. A **58**, 1699 (1998).

- [46] R. F. Werner, Phys. Rev. A **40**, 4277 (1989).
- [47] W. Shu and T. Yu, J. Phys. B **44**, 225501 (2011).
- [48] T. Yu, L. Diósi, N. Gisin and W. T. Strunz, Phys. Rev. A **60**, 91 (1999).
- [49] B. M. Escher, G. Bensky, J. Clausen, G. Kurizki and L. Davidovich, J. Phys. B **44**, 154015 (2011).
- [50] B. H. Liu, *et al.* Nature Phys. **7**, 931 (2011).
- [51] J. Jing, L. A. Wu, J. Q. You and T. Yu, arXiv:1202.5056 [quant-ph], submitted.
- [52] Z. M. Wang, L. A. Wu, J. Jing, B. Shao, and T. Yu, Phys. Rev. A **86**, 032303 (2012).
- [53] A. Mair, A. Vaziri, G. Weihs, and A. Zeilinger, Nature **412**, 313 (2001).