

Implementing a neutral-atom controlled-phase gate with a single Rydberg pulse

Rui HAN,^{1,*} Hui Khoon NG,^{1,2} and Berthold-Georg ENGLERT^{1,3}

¹*Centre for Quantum Technologies, National University of Singapore, Singapore 117543*

²*Yale-NUS College, Singapore 138614*

³*Department of Physics, National University of Singapore, Singapore 117542*

One can implement fast two-qubit entangling gates by exploiting the Rydberg blockade. Although various theoretical schemes have been proposed, experimenters have not yet been able to demonstrate two-atom gates of high fidelity due to experimental constraints. We propose a novel scheme, which only uses a single Rydberg pulse, for the construction of neutral-atom controlled-phase gates. In contrast to the existing schemes, our scheme is simpler to implement and requires neither individual addressing of atoms nor adiabatic procedures. With realistically estimated experimental parameters, a gate fidelity higher than 0.99 is achievable.

PACS numbers: 03.67.Lx, 32.80.Qk, 32.80.Ee

Fueled by advances in the experimental techniques of trapping, cooling, and manipulating neutral atoms, neutral-atom qubits are regarded as one of the most promising approaches to quantum computing [1]. One of the key challenges of this approach is the implementation of two-qubit entangling gates. In 2000, Jaksch *et al.* [2] proposed to implement fast neutral-atom quantum gates via Rydberg blockade [3]. Since then, much effort has been put into theoretical studies of implementing controlled-NOT (CNOT) and controlled-phase gates with the help of Rydberg blockade [4–15]. Rydberg blockade and collective Rydberg excitation have been observed experimentally [6, 16, 17], and deterministic entanglement between two atoms has also been demonstrated [8, 18]. However, for neutral-atom qubits, the highest measured CNOT gate fidelity is only about 0.71 [8], which exhibits a huge deviation from the theoretically expected error of 10^{-3} [19]. A practical scheme for implementing a two-atom entangling gate of high fidelity is yet to be developed.

In principle, the fidelity of these Rydberg two-atom gates could be better than 0.99; in practice, each of the existing proposals suffers from experimental constraints. For schemes that require individual addressing of the atoms, the gate is constructed by applying a sequence of Rydberg pulses (at least three pulses are needed for constructing a controlled- Z gate). Other than the technical challenge of individual addressability, which is tackled by placing the atoms a few μm apart, the main error suffered by these schemes arises from the dephasing of the Rydberg state during the time gaps between pulses addressing individual atoms [8, 11]. For symmetric entangling gates (such as controlled-phase gates), one expects to be able to implement them without distinguishing the two atoms or individually addressing them. Indeed, various schemes that do not require individual addressing have also been proposed, but they suffer from a variety of problems. A controlled- Z gate can be constructed by exciting the atoms coherently to the double Rydberg state [2], but the large mechanical force generated from the doubly oc-

cupied Rydberg state is difficult to counter. The proposal of Ref. [5] implements the controlled- Z gate without substantially populating the Rydberg states at all, but it relies on high-order multi-photon ground state to ground state transitions via the Rydberg state and are hence difficult to achieve with practical parameters (require high laser powers, for example). The adiabatic gate scheme described in Ref. [2] has also been investigated [15, 20]; with numerically optimized but experimentally feasible parameters, the controlled- Z gate fidelity is limited to 0.983 due to population losses during the adiabatic processes (assuming perfect control). No controlled-phase gate scheme that does not require individual addressing of the atoms has been experimentally demonstrated.

In this paper, we propose a novel scheme that is simpler than earlier proposals. It implements a two-atom controlled-phase gate with a single Rydberg pulse driving both atoms simultaneously and symmetrically. In contrast to the previous schemes, our scheme neither relies on populating the doubly excited Rydberg state nor requires very strong atom-light couplings, and it offers feasible experimental implementations.

In the following, we shall first explain how, in theory, such a controlled- Z gate is constructed. Then, the scheme is illustrated by examples with a list of the required parameter values and the minimal achievable gate fidelities. One example offering a minimum gate fidelity greater than 0.99 is described in detail. Finally, we demonstrate how to generalize this scheme to the construction of an arbitrary controlled-phase gate. A short discussion on the robustness of this implementation is given at the end of the paper.

The physical system — Consider an atom whose ground state $|1\rangle$ is coupled to a Rydberg state $|r\rangle$ with effective coupling strength Ω and detuning δ . The interaction Hamiltonian for this simple two-level system is

$$H_I^{(1)} \cong \frac{\hbar}{2} \begin{pmatrix} -\delta & \Omega \\ \Omega^* & \delta \end{pmatrix}, \quad (1)$$

written in the basis of $\{|1\rangle, |r\rangle\}$, under the rotating-wave

approximation. Depending on the choice of Rydberg state and the available experimental set-ups at hand, Rabi oscillations between the ground and Rydberg states can be obtained by either a high frequency laser beam or a two-photon Raman transition that uses two laser beams [21]. For simplicity, we omit this detail and just consider the overall coupling strength between the ground and Rydberg states denoted by Ω .

If two atoms in state $|11\rangle$ are excited to the Rydberg state simultaneously and symmetrically, the relevant states are $\{|11\rangle, (|r1\rangle + |1r\rangle)/\sqrt{2}, |rr\rangle\}$, see Fig. 1(b). The interaction Hamiltonian of the system in this basis is

$$H_I^{(2)} \hat{=} \frac{\hbar}{2} \begin{pmatrix} -\delta & \sqrt{2}\Omega & 0 \\ \sqrt{2}\Omega^* & \delta & \sqrt{2}\Omega \\ 0 & \sqrt{2}\Omega^* & 2\Delta_{rr} + 3\delta \end{pmatrix}, \quad (2)$$

where Δ_{rr} is the energy shift of the doubly excited Rydberg state from the strong dipole-dipole interaction. In the strong Rydberg blockade limit, i.e., $|\Delta_{rr}| \gg |\Omega|$, the doubly excited Rydberg state is so far-detuned that it is hardly populated. Thus, one can use adiabatic elimination on the third state and neglect terms of the order $|\Omega/\Delta_{rr}|$ or higher.

The final state, after a Rydberg excitation pulse of duration t , is given by [22]

$$|\psi(t)\rangle_N \hat{=} \begin{pmatrix} \cos(\Omega_N t/2) + i\frac{\delta}{\Omega_N} \sin(\Omega_N t/2) \\ -i\frac{\Omega_N^*}{\Omega_N} \sin(\Omega_N t/2) \end{pmatrix}, \quad (3)$$

where $N = 1$ or 2 labels the number of atoms involved in the transition. The column entries are the probability amplitudes for the ground state and the singly excited Rydberg state, respectively. The single-atom and two-atom effective Rabi frequencies for the Rydberg excitation are $\Omega_1 = \sqrt{|\Omega|^2 + \delta^2}$ and $\Omega_2 = \sqrt{2|\Omega|^2 + \delta^2}$, respectively. The evolution for a collective single-Rydberg excitation of two atoms is exactly the same as the Rydberg excitation of one atom, other than the $\sqrt{2}$ enhancement of the atom-light coupling strength. The ratio between the two effective Rabi frequencies is in the range $1 \leq \Omega_2/\Omega_1 \leq \sqrt{2}$ for all possible values of Ω and δ .

Two ground states of an atom, labelled by $|0\rangle$ and $|1\rangle$, form the basis of a qubit. Let us suppose we can employ suitable levels and light fields such that state $|1\rangle$ is coupled to the Rydberg state $|r\rangle$ with a coupling strength Ω , while the other state $|0\rangle$ is not coupled to any state by the same applied light field, see Fig. 1(a). Under these circumstances, each atom can be treated as a three-level system with levels $|0\rangle, |1\rangle$ and $|r\rangle$, so the total Hilbert space of the two-atom system is nine-dimensional. The full evolution of the system is governed by the evolution operator $e^{-iHt/\hbar}$. The resulting gate operation in the subspace spanned by the four ground states, namely

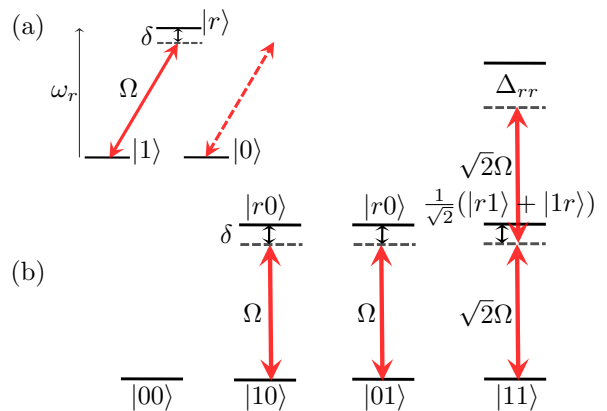


FIG. 1. (a) The interaction between the light field and a single atom. The Rydberg state $|r\rangle$ is coupled to the ground state $|1\rangle$ with strength Ω and detuning δ ; no state is coupled to $|0\rangle$. (b) Schematics of the two-atom gate. State $|00\rangle$ is decoupled from the rest of the system. The coupling between $|11\rangle$ to the collective excited state is enhanced by a $\sqrt{2}$ factor. Note: This level-diagram is similar to that of Model A in Ref. [2].

$\{|00\rangle, |10\rangle, |01\rangle, |11\rangle\}$, is

$$G(t) \hat{=} \begin{pmatrix} e^{i\frac{\delta}{2}t} & 0 & 0 & 0 \\ 0 \langle 1|e^{-\frac{i}{\hbar}H_I^{(1)}t}|1\rangle & 0 & 0 & 0 \\ 0 & 0 & \langle 1|e^{-\frac{i}{\hbar}H_I^{(1)}t}|1\rangle & 0 \\ 0 & 0 & 0 & \langle 11|e^{-\frac{i}{\hbar}H_I^{(2)}t}|11\rangle \end{pmatrix}. \quad (4)$$

A unitary $G(t)$ would require phase factors for the diagonal entries but, besides the first one, the amplitudes of the other three diagonal entries oscillate with their respective Rabi-oscillation frequencies. $G(t)$ can, at best, be a good approximation of a unitary operator for a particular time t . It is worth emphasizing that, in general, there are non-zero diagonal and off-diagonal elements not belonging to this 4×4 subspace; the effect of those elements will be addressed below.

Constructing a controlled-Z gate — Clearly, for $G(t)$ to be a good controlled-phase gate, the primary requirement is that the absolute values of its diagonal entries are close to unity. This is easy to fulfill in the far-off-resonant coupling regime, where $|\delta| \gg |\Omega|$ and $\Omega_2/\Omega_1 \rightarrow 1$. In this regime, the population mostly remains in the ground states, and the states $|11\rangle$ and $|10\rangle$ (or $|01\rangle$) pick up phases $e^{i \operatorname{sgn}(\delta)(\Omega_2 - |\delta|)t/2}$ and $e^{i \operatorname{sgn}(\delta)(\Omega_1 - |\delta|)t/2}$ relative to state $|00\rangle$. However, the ratio of the two phases $\frac{\Omega_2 - |\delta|}{\Omega_1 - |\delta|} \rightarrow 2$ for $|\delta| \gg |\Omega|$, so that the phase accumulated by $|11\rangle$ is twice that of $|01\rangle$ (or $|10\rangle$). Therefore, the controlled-Z gate cannot be realized in the regime where $|\delta| \gg |\Omega|$.

In the regime where the coupling is not far-off-resonant (i.e. $|\delta/\Omega| \sim O(1)$ or $\ll 1$), the population of states oscillates. To prevent leakage of the total population from the subspace spanned by the four ground states, we need

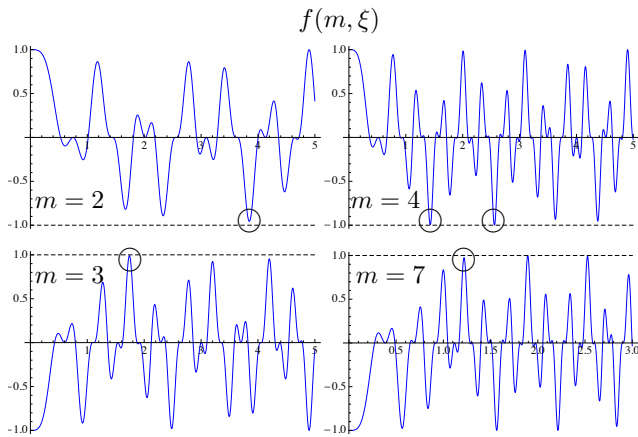


FIG. 2. Plots of $f(m, \xi)$ against ξ for $m = 2, 3, 4$, and 7 . The circled points denote locations where good approximations of a controlled- Z gate can be obtained; these are detailed in Table I.

precise control on the applied pulse duration t such that

$$\sin(\Omega_1 t/2) = \sin(\Omega_2 t/2) = 0, \quad (5)$$

i.e., no population is left in the Rydberg states after the operation. Under this condition, the gate is

$$G(t) \cong \begin{pmatrix} e^{i\frac{\delta}{2}t} & 0 & 0 & 0 \\ 0 & \cos(\Omega_1 t/2) & 0 & 0 \\ 0 & 0 & \cos(\Omega_1 t/2) & 0 \\ 0 & 0 & 0 & \cos(\Omega_2 t/2) \end{pmatrix}. \quad (6)$$

To fix the phase factor in the first entry of $G(t)$, we restrict the gate operation time to the values

$$T_{\text{gate}} = 2m\pi/|\delta| \quad (7)$$

for any positive integer m , such that the phase factor $e^{i\frac{\delta}{2}t}$ equals 1 for even m and -1 for odd m . This allows two different constructions of a controlled- Z gate: $C_Z = \text{diag}\{1, 1, 1, -1\}$, where the sign flip is on state $|11\rangle$, which requires

$$\cos(m\pi\Omega_1/|\delta|) = -\cos(m\pi\Omega_2/|\delta|) = (-1)^m; \quad (8)$$

or $C_Z = \text{diag}\{-1, 1, 1, 1\}$, where the sign flip is on state $|00\rangle$, which requires

$$\cos(m\pi\Omega_1/|\delta|) = \cos(m\pi\Omega_2/|\delta|) = (-1)^{m+1}. \quad (9)$$

We note that instead of coupling state $|1\rangle$ to the Rydberg state $|r\rangle$ while leaving state $|0\rangle$ decoupled, one can couple state $|0\rangle$ to a Rydberg state $|r'\rangle$ while leaving $|1\rangle$ decoupled. By doing so, the conditions for the two controlled- Z gates are swapped. Thereby, fulfilling either one of the conditions, both C_Z operations can be realized (not mentioning that the labeling of the computational basis

TABLE I. A list of five good approximate solutions for the controlled- Z gate. T_1 and T_2 are the Rabi-oscillation periods for the excitation of one and two atoms, respectively, i.e., $T_i = 2\pi/|\Omega_i|$. F_{min} is the minimum gate fidelity over initial two-qubit states.

m	ξ	$f(m, \xi)$	T_{gate}/T_1	T_{gate}/T_2	F_{min}
2	3.840	-0.9707	7.937	11.04	0.9608
3	1.743	0.9941	6.029	7.981	0.9918
4	1.428	-0.9955	6.975	9.016	0.9937
4	2.558	-0.9983	10.99	15.01	0.9976
7	1.894	0.9985	14.99	20.01	0.9983

states $|0\rangle$ and $|1\rangle$ is, very often, interchangeable). Hence, the hunt for solutions follows one simple rule, i.e.,

$$f(m, \xi) \equiv [\cos(m\pi\Omega_1/|\delta|)]^2 \cos(m\pi\Omega_2/|\delta|) = (-1)^{m+1}, \quad (10)$$

where $\xi \equiv |\Omega|/|\delta|$. There are no exact solutions to these equations, but one can find approximate solutions that are good enough for practical use.

We search for approximate solutions of Eq. (10) by first fixing the integer m , and then for each fixed m , finding values of ξ such that $f(m, \xi)$ is very close to -1 for even m , or close to 1 for odd m . Figure 2 shows the values of function $f(m, \xi)$ against ξ for $m = 2, 3, 4, 7$. Five of the good approximate solutions are listed in Table I. Among them, the first four are the best approximate solutions for $m = 2, 3, 4$ with $\xi < 5$. Higher gate fidelity is achievable with larger ξ , but the gate operation time generally increases as ξ increases. Thus, for all practical purposes, we limit ourselves to small ξ . As shown in the table, the solution for $m = 2$ has the lowest fidelity (~ 0.96). For $m = 3$, a gate fidelity higher than 0.99 can be achieved with a pulse duration of about six Rabi-oscillation cycles of the $|01\rangle \leftrightarrow |0r\rangle$ transition. Without extending the pulse duration by much, a higher gate fidelity (0.9976) can be achieved for $m = 4$. The last row of the table lists an excellent solution for $m = 7$ that offers a gate fidelity higher than 0.9983. Solutions with even higher gate fidelities can be found for larger m . However, because of their correspondingly longer pulse durations, it might not be practical to use some of these solutions that offer marginally higher fidelity. In practice, the choice of solution will depend on the specific experimental set-up and the type of noise encountered.

We now take a closer look at the $m = 4$ and $\xi = 1.428$ solution (the third solution listed in Table I), and use it as an example for further illustrating the gate operation. Assuming the coupling strength $\Omega = 5(2\pi)$ MHz and the Rydberg blockade energy $\Delta_{rr} = 8$ GHz, the required detuning is $\delta = \frac{\Omega}{1.428} = 3.5(2\pi)$ MHz and the gate operation time is $T_{\text{gate}} = 952$ ns. Because the transition is off-resonant, the amplitude of the Rabi oscillation between states $|1\rangle$ and $|r\rangle$ is less than 1; see Fig. 3 (a). The

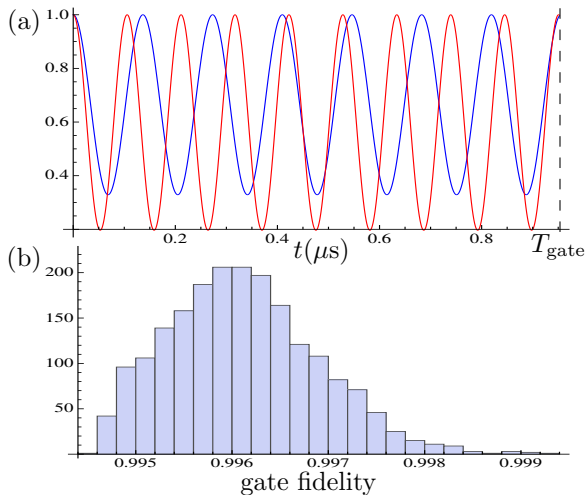


FIG. 3. (a) Population of states using the third solution listed in Table I with $\Omega = 5(2\pi)$ MHz, $\delta = 3.5(2\pi)$ MHz and $\Delta_{rr} = 8$ GHz. The blue curve shows the population of state $|1\rangle$ under Hamiltonian $H_I^{(1)}$; the red curve shows the population of state $|11\rangle$ under Hamiltonian $H_I^{(2)}$. The pulse is applied from $t = 0$ to $t = T_{\text{gate}}$. (b) The histogram of the gate fidelity for 2000 randomly generated initial states for the same approximate solution.

simulated gate operator is given by the matrix

$$G(T_{\text{gate}}) \hat{=} \begin{pmatrix} -1 & 0 & 0 & 0 \\ 0 & 0.9969 + 0.0454i & 0 & 0 \\ 0 & 0 & 0.9969 + 0.0454i & 0 \\ 0 & 0 & 0 & 0.9980 + 0.0567i \end{pmatrix}. \quad (11)$$

This gate is not unitary mainly because, for all approximate solutions, the light pulse does not stop exactly at full Rabi cycles and a tiny fraction of population is left in the Rydberg states, contributing to the imperfection of the gate. In addition, with a finite Rydberg blockade energy Δ_{rr} , it is possible to populate the doubly excited Rydberg state. Yet, by choosing a suitable Rydberg state, the blockade energy Δ_{rr} can be a few GHz, which is much larger than the atom-field coupling Ω (one only requires $|\Delta_{rr}| \gg |\Omega|$ and its exact value is not important), so that the net effect of the imperfect Rydberg blockade is negligible.

The histogram of the gate fidelity for a sample of 2000 randomly generated initial states is shown in Fig. 3(b). The average gate fidelity is 0.9961; the minimum fidelity is calculated by squaring the smallest real part of the diagonal elements: $F_{\text{min}} = (0.9969)^2 = 0.9938$.

Extension to an arbitrary controlled-phase gate

— With the general expression in Eq. (6), the presented scheme can be adapted to the construction of an arbitrary controlled-phase gate $G = \text{diag}\{e^{i\phi}, 1, 1, 1\}$. To do this, we set the gate operation time $T_{\text{gate}} = 2(m\pi + \phi)/|\delta|$,

where m is a positive integer. The gate is obtained if $g(m, \xi) \equiv \cos[(m\pi + \phi)\Omega_1/|\delta|] + \cos[(m\pi + \phi)\Omega_2/|\delta|]$ equals 2 for even m and -2 for odd m . The construction of such gates is similar to the construction of a controlled- Z gate (a special case of a controlled-phase gate), thus we omit the details and just illustrate it by an example. To construct the gate G with $\phi = 2\pi/3$, one approximate solution is $m=2$ and $\xi=2.00$. With the same parameters used in the example shown in Fig. 3 (i.e., $\Omega = 5(2\pi)$ MHz and $\Delta_{rr} = 8$ GHz), we need the detuning $\delta = 2.5(2\pi)$ MHz and the gate operation time $T_{\text{gate}} = 891$ ns. In this case, the average gate fidelity is 0.9960 and the minimum fidelity is $F_{\text{min}} = (0.9968)^2 = 0.9936$. Better approximate solutions can be found with larger m values. Again, we emphasize that, following the same procedure, a similar gate fidelity can be obtained for any value of ϕ .

Robustness — The imperfections of practical quantum gates arise from errors of two kinds: intrinsic errors and technical errors. The average and minimum gate fidelities given above take the intrinsic errors into account. These intrinsic errors are due to the choice of approximate solutions and finite Rydberg blockade. The former error ($\sim 10^{-3}$ in the given examples) can be further reduced by choosing better solutions of the equations; in practice, this might not be worth the trouble. The latter error can fall under 10^{-4} for Rydberg level with principal quantum number $n > 100$ [11, 23].

The main technical errors of the gates are spontaneous emission during the Rydberg excitation, Doppler broadening, and other experimental imperfections. For a Rydberg π pulse, the error due to spontaneous emission is of the order 10^{-4} [9]. Although for our scheme the atoms undergo a few Rabi cycles during the gate operation time, the probability of Rydberg excitation is largely suppressed by the off-resonant light field ($|\Omega/\delta| \sim O(1)$), see Fig. 3(a). Thus, the error due to spontaneous emission should still be of the order 10^{-4} . The error due to the Doppler effect is typically under 10^{-5} [11], which is negligible. In the above examples, we employ parameter values similar to those suggested in Ref. [15] for the implementation of the adiabatic passage scheme of Ref. [2] (in particular, the Rydberg coupling strength $\Omega = 5(2\pi)$ MHz and the gate time $T_{\text{gate}} < 1 \mu\text{s}$). The typical gate fidelity we obtain (~ 0.996) is higher than the optimal fidelity they can reach (~ 0.983) with one order of magnitude improvement in the infidelity. Of course, in real experiments, one also suffers from experimental imperfections; according to Ref. [19], the corresponding error can be made as small as 10^{-3} with sufficient effort. We shall report a more detailed error analysis in a technical paper.

Summary — In this article, we presented a novel scheme for implementing neutral-atom controlled-phase gates. Our scheme employs only a single Rydberg pulse, which addresses the two atoms simultaneously and sym-

metrically and operates for a duration of a few Rabi-oscillation cycles. With intrinsic errors from imperfect Rydberg blockade and approximations in the gate protocol, controlled-phase gates with fidelities better than 0.99 can be constructed. Owing to its simple construction, it should be relatively easy to implement the scheme and achieve high gate fidelity.

We acknowledge helpful discussions with Luyao Ye and Nana Siddharth. This work is funded by the Singapore Ministry of Education and the National Research Foundation of Singapore.

* han.rui@quantumlah.org

- [1] I. Bloch, *Nature* **453**, 1016 (2008).
- [2] D. Jaksch, J. I. Cirac, P. Zoller, S. L. Rolston, R. Côté, and M. D. Lukin, *Phys. Rev. Lett.* **85**, 2208 (2000).
- [3] T. F. Gallagher, *Rydberg Atoms* (Cambridge University Press, 1994).
- [4] M. D. Lukin, M. Fleischhauer, R. Côté, L. M. Duan, D. Jaksch, J. I. Cirac, and P. Zoller, *Phys. Rev. Lett.* **87**, 037901 (2001).
- [5] E. Brion, L. H. Pedersen, and K. Mølmer, *J. Phys. B: At. Mol. Opt. Phys.* **40**, S159 (2007).
- [6] E. Urban, T. A. Johnson, T. Henage, L. Isenhower, D. D. Yavuz, T. G. Walker, and M. Saffman, *Nature Physics* **5**, 110 (2009).
- [7] L. Isenhower, E. Urban, X. L. Zhang, A. T. Gill, T. Henage, T. A. Johnson, T. G. Walker, and M. Saffman, *Phys. Rev. Lett.* **104**, 010503 (2010).
- [8] X. L. Zhang, L. Isenhower, A. T. Gill, T. G. Walker, and M. Saffman, *Phys. Rev. A* **82**, 030306 (2010).
- [9] M. Saffman, T. G. Walker, and K. Mølmer, *Rev. Mod. Phys.* **82**, 2313 (2010).
- [10] L. Isenhower, M. Saffman, and K. Mølmer, *Quant. Inf. Proc.* **10**, 755 (2011).
- [11] M. Saffman, X. L. Zhang, A. T. Gill, L. Isenhower, and T. G. Walker, *J. Phys.: Conf. Ser.* **264**, 012023 (2011).
- [12] X. L. Zhang, A. T. Gill, L. Isenhower, T. G. Walker, and M. Saffman, *Phys. Rev. A* **85**, 042310 (2012).
- [13] T. Keating, K. Goyal, Y.-Y. Jau, G. W. Biedermann, A. J. Landahl, and I. H. Deutsch, *Phys. Rev. A* **87**, 052314 (2013).
- [14] T. Xia, X. L. Zhang, and M. Saffman, *Phys. Rev. A* **88**, 062337 (2013).
- [15] M. M. Müller, M. Murphy, S. Montangero, T. Calarco, P. Grangier, and A. Browaeys, *Phys. Rev. A* **89**, 032334 (2014).
- [16] R. Heidemann, U. Raitzsch, V. Bendkowsky, B. Butscher, R. Löw, L. Santos, and T. Pfau, *Phys. Rev. Lett.* **99**, 163601 (2007).
- [17] A. Gaëtan, Y. Miroshnychenko, T. Wilk, A. Chotia, M. Viteau, D. Comparat, P. Pillet, A. Browaeys, and P. Grangier, *Nature Physics* **5**, 115 (2009).
- [18] T. Wilk, A. Gaëtan, C. Evellin, J. Wolters, Y. Miroshnychenko, P. Grangier, and A. Browaeys, *Phys. Rev. Lett.* **104**, 010502 (2010).
- [19] M. Saffman and T. G. Walker, *Phys. Rev. A* **72**, 022347 (2005).
- [20] D. Møller, L. B. Madsen, and K. Mølmer, *Phys. Rev. Lett.* **100**, 170504 (2008).
- [21] T. A. Johnson, E. Urban, T. Henage, L. Isenhower, D. D. Yavuz, T. G. Walker, and M. Saffman, *Phys. Rev. Lett.* **100**, 113003 (2008).
- [22] R. Han, H. K. Ng, and B.-G. Englert, *J. Mod. Opt.* **60**, 255 (2013).
- [23] T. G. Walker and M. Saffman, *Phys. Rev. A* **77**, 032723 (2008).