

Krylov subspace methods for the Dirac equation

Randolf Beerwerth* and Heiko Bauke†

Max-Planck-Institut für Kernphysik, Saupfercheckweg 1, 69117 Heidelberg, Germany

The Lanczos algorithm is evaluated for solving the time-independent as well as the time-dependent Dirac equation with arbitrary electromagnetic fields. We demonstrate that the Lanczos algorithm can yield very precise eigenenergies and allows very precise time propagation of relativistic wave packets. The unboundedness of the Dirac Hamiltonian does not hinder the applicability of the Lanczos algorithm. As the Lanczos algorithm requires only matrix-vector products and inner products, which both can be efficiently parallelized, it is an ideal method for large-scale calculations. The excellent parallelization capabilities are demonstrated by a parallel implementation of the Dirac Lanczos propagator utilizing the Message Passing Interface standard.

PACS numbers: 02.70.-c, 03.65.Pm, 02.70.Bf

PROGRAM SUMMARY

Program title: Dirac_Laczos

Catalogue identifier: AEUY_v1_0

Program summary URL:

http://cpc.cs.qub.ac.uk/summaries/AEUY_v1_0.html

Program obtainable from: CPC Program Library, Queen's University, Belfast, N. Ireland

Licensing provisions: Standard CPC licence, <http://cpc.cs.qub.ac.uk/licence/licence.html>

No. of lines in distributed program, including test data, etc.: 526 428

No. of bytes in distributed program, including test data, etc.: 2 181 729

Distribution format: tar.gz

Programming language: C++11

Computer: multi-core systems or cluster computers

Operating system: any

Has the code been vectorized or parallelized?: parallelized using MPI

RAM: typically 10 megabyte to 1 gigabyte depending on the chosen problem size

Classification: 2.7

External routines/libraries: Boost [1], LAPACK [2]

Nature of problem: solving the time-dependent Dirac equation in two spatial dimensions

Solution method: Lanczos propagator

Running time: depending on the problem size and computer hardware typically several minutes to several days

References:

[1] Boost C++ Libraries, <http://www.boost.org>

[2] LAPACK—Linear Algebra PACKage, <http://www.netlib.org/lapack/>

1. Introduction

The Dirac equation is the fundamental equation of motion for describing the quantum evolution of a charged spin one-half

particle in a Lorentz invariant manner. It predicts the existence of antimatter and finds its application not only in the growing field of light-matter interactions at relativistic intensities [1–3] but also in condensed matter theory of graphene [4] and in relativistic quantum information [5–7]. Deducing analytical solutions of this equation, however, poses a major problem. Analytical methods for determining solutions of the Dirac equation usually require physical setups with a high degree of symmetry [8–12]. Thus, approximations or numerical methods have to be applied. In the past, various numerical schemes have been developed to solve the time-dependent Dirac equation numerically, including Fourier split operator approaches [13–16], real space split operator methods based on the method of characteristics [17, 18], finite differences [19], finite elements [20], or employing either spherical harmonics or plane waves as basis functions and integrating the resulting ordinary differential equations [21, 22]. Complementary to the mentioned numerical methods quantum simulations of the Dirac equation [23] are also an active field of current research.

State of the art large scale calculations of the time-dependent Schrödinger equation [24, 25], which is the nonrelativistic limit of the Dirac equation, often utilize Krylov subspace methods and in particular the Lanczos algorithm [26–28]. Although the Lanczos algorithm was known since the 1950s, this approach gained popularity not until the 1980s when it was applied to time-independent [29] and time-dependent [30, 31] problems of nonrelativistic quantum mechanics. Krylov subspace methods have the virtue that their applicability does not depend on the manner how time and space are discretized. Furthermore, they are rather easy to parallelize and therefore suitable for today's prevalent parallel hardware architectures like compute clusters [32] or high-performance graphics cards [33]. As the Dirac equation and the Schrödinger equation share the same Hermitian structure, it appears natural to apply Krylov subspace methods also to relativistic quantum mechanical problems. Thus, it is the purpose of this article to evaluate the performance of the Lanczos algorithm when it is applied to the relativistic Dirac equation.

This paper is organized as follows. In order to make the paper self-contained and to introduce some notations we characterize the Lanczos algorithm in Section 2 and show how it can help to solve Hermitian eigenvalue problems. In Section 3 we will briefly cover the Dirac equation. Furthermore, we will

* randolf.beerwerth@mpi-hd.mpg.de

† heiko.bauke@mpi-hd.mpg.de

explain in Section 4 how the time evolution operator can be approximated using the Lanczos algorithm. Numerical results are presented in Section 5 for the relativistic eigenproblem and in Section 6 for the time-dependent Dirac equation. Finally, we will present our parallel implementation of the Lanczos Dirac propagator and show some benchmark results in Section 7.

2. The Lanczos algorithm

Before we will briefly summarize the Lanczos algorithm and its properties we have to introduce the notion of a Krylov subspace. A Krylov subspace of dimension k generated by an $N \times N$ matrix \mathbf{A} is spanned by the successive powers of \mathbf{A} applied to some given vector \mathbf{b}

$$\mathcal{K}_k(\mathbf{A}, \mathbf{b}) = \text{span} \left\{ \mathbf{b}, \mathbf{A}\mathbf{b}, \mathbf{A}^2\mathbf{b}, \dots, \mathbf{A}^{k-1}\mathbf{b} \right\}, \quad 1 \leq k \leq N. \quad (1)$$

For every Hermitian matrix \mathbf{A} there is a unitary transformation that turns the matrix into tridiagonal form, that is,

$$\mathbf{Q}^\dagger \mathbf{A} \mathbf{Q} = \mathbf{T} = \begin{pmatrix} \alpha_1 & \beta_1 & & & \\ \beta_1 & \alpha_2 & \beta_2 & & \\ & \ddots & \ddots & \ddots & \\ & & \beta_{N-2} & \alpha_{N-1} & \beta_{N-1} \\ & & & \beta_{N-1} & \alpha_N \end{pmatrix}. \quad (2)$$

The unitary transformation matrix \mathbf{Q} and the tridiagonal matrix \mathbf{T} can be determined via the Lanczos algorithm. The columns of the matrix \mathbf{Q} are conveniently labeled \mathbf{q}_i and are called the Lanczos vectors. The vectors \mathbf{q}_1 to \mathbf{q}_k form an orthonormal basis of the Krylov subspace $\mathcal{K}_k(\mathbf{A}, \mathbf{b})$. The Lanczos algorithm is an iterative procedure that is based on the two equations

$$\alpha_i = \mathbf{q}_i \cdot \mathbf{A} \mathbf{q}_i, \quad (3a)$$

$$\beta_i \mathbf{q}_{i+1} = \mathbf{A} \mathbf{q}_i - \alpha_i \mathbf{q}_i - \beta_{i-1} \mathbf{q}_{i-1}. \quad (3b)$$

These equations correspond to a classical Gram-Schmidt orthogonalization. One can show that due to the Hermiticity of \mathbf{A} , the newly constructed vector \mathbf{q}_{i+1} is automatically orthogonal to all previous Lanczos vectors, except the last two. Therefore, the classical Gram-Schmidt orthogonalization reduces to the subtraction of the contributions from two previous vectors, shown in Eq. (3b).

Due to the well-known stability issues of the classical Gram-Schmidt algorithm, Paige [34] suggested to replace (3) by a modified Gram-Schmidt orthogonalization against the last two previous vectors. With the modified Gram-Schmidt orthogonalization Eq. (3a) becomes

$$\alpha_i = \mathbf{q}_i \cdot (\mathbf{A} \mathbf{q}_i - \beta_{i-1} \mathbf{q}_{i-1}), \quad (4)$$

which is in exact arithmetic equivalent to (3a) because \mathbf{q}_i and \mathbf{q}_{i-1} are orthogonal. This leads to the Lanczos algorithm as shown in Fig. 1. Using an arbitrary nonzero starting vector \mathbf{b} it calculates the columns of the matrix \mathbf{Q} iteratively such that (2) is fulfilled. After each iteration with $1 < k < N$ the relation

$$\mathbf{A} \mathbf{Q}^{(k)} = \mathbf{Q}^{(k)} \mathbf{T}^{(k)} + \underbrace{[\mathbf{0}, \dots, \mathbf{0}, \beta_k \mathbf{q}_{k+1}]}_{k-1 \text{ times}}, \quad (5)$$

```

 $\mathbf{q}_1 = \mathbf{b} / \|\mathbf{b}\|_2$ 
 $\mathbf{z} = \mathbf{A} \mathbf{q}_1$ 
for  $i = 1$  to  $k - 1$  do
   $\alpha_i = \mathbf{q}_i \cdot \mathbf{z}$ 
   $\mathbf{z} = \mathbf{z} - \alpha_i \mathbf{q}_i$ 
   $\beta_i = \|\mathbf{z}\|_2$ 
   $\mathbf{q}_{i+1} = \mathbf{z} / \beta_i$ 
   $\mathbf{z} = \mathbf{A} \mathbf{q}_{i+1} - \beta_i \mathbf{q}_i$ 
end for
 $\alpha_k = \mathbf{q}_k \cdot \mathbf{z}$ 

```

FIG. 1: The Lanczos algorithm calculates the orthonormal basis $\mathbf{q}_1, \mathbf{q}_2, \dots, \mathbf{q}_k$ of the Krylov subspace $\mathcal{K}_k(\mathbf{A}, \mathbf{b})$ of the $N \times N$ matrix \mathbf{A} . For $N = k$ the matrix $\mathbf{Q} = [\mathbf{q}_1, \dots, \mathbf{q}_N]$ and the tridiagonal matrix \mathbf{T} are defined in (2) such that the matrix \mathbf{A} factorizes as $\mathbf{A} = \mathbf{Q} \mathbf{T} \mathbf{Q}^\dagger$.

which is frequently called the Lanczos relation, holds, where $\mathbf{Q}^{(k)}$ is formed by the first k column vectors \mathbf{q}_i and $\mathbf{T}^{(k)}$ is the symmetric tridiagonal matrix formed by α_1 to α_k and β_1 to β_{k-1} . Because the Lanczos algorithm in Fig. 1 performs only matrix-vector products (and inner products) it is sufficient if the action of the matrix \mathbf{A} on some vector can be computed. It is not necessary to store the matrix elements of \mathbf{A} explicitly, which is a major advantage of the Lanczos algorithm.

Since the transformation \mathbf{Q} is unitary, the matrices \mathbf{A} and \mathbf{T} are similar and therefore they have the same set of eigenvalues and the eigenvectors \mathbf{a}_i of \mathbf{A} are related to the eigenvectors \mathbf{t}_i of \mathbf{T} via

$$\mathbf{a}_i = \mathbf{Q} \mathbf{t}_i. \quad (6)$$

In many applications it is sufficient to know some eigenvalues and eigenvectors of \mathbf{A} . Because the matrix $\mathbf{T}^{(k)}$ is the representation of \mathbf{A} in the Krylov subspace $\mathcal{K}_k(\mathbf{A}, \mathbf{b})$ and as a consequence of the Lanczos relation (5) the approximation

$$\mathbf{A} \approx \mathbf{Q}^{(k)} \mathbf{T}^{(k)} \mathbf{Q}^{(k)\dagger} \quad (7)$$

holds. Thus, some of the eigenvalues λ_i of \mathbf{A} may be approximated by the eigenvalues $\lambda_i^{(k)}$ of $\mathbf{T}^{(k)}$ with $k \ll N$, that is when the Lanczos iteration is stopped after k iterations. Approximate eigenvectors of \mathbf{A} can be obtained by

$$\mathbf{a}_i \approx \mathbf{a}_i^{(k)} = \mathbf{Q}^{(k)} \mathbf{t}_i^{(k)}. \quad (8)$$

The error of the approximate eigenvalues is bounded by [35]

$$\Delta \lambda_i^{(k)} = \min_j |\lambda_i^{(k)} - \lambda_j| \leq |\beta_k t_i^k|, \quad (9)$$

where t_i^k denotes the k th (the last) component of the i th eigenvector of the matrix $\mathbf{T}^{(k)}$. Furthermore, $|\beta_k t_i^k|$ equals the residual of the i th eigenvector, that is,

$$\|\mathbf{A} \mathbf{a}_i^{(k)} - \lambda_i^{(k)} \mathbf{a}_i^{(k)}\|_2 = |\beta_k t_i^k|, \quad (10)$$

where $\|\cdot\|_2$ denotes the Euclidean vector norm. The error estimate (9) allows one to monitor the error after each iteration and to stop as soon as a sufficient accuracy has been reached.

A notable deficiency of the simple Lanczos algorithm as presented here is its numerical instability. In exact arithmetic the matrix \mathbf{Q} is unitary. This property, however, is lost in floating point arithmetic when rounding errors occur. Paige's theorem [35] shows that the Lanczos vector \mathbf{q}_i loses its orthogonality with respect to the other Lanczos vectors as the corresponding eigenvalue converges. Thus, convergence comes at the price of loss of orthogonality. The numerical stability can, however, be increased by applying reorthogonalization. This means, the orthogonalization against the two previous Lanczos vectors is replaced by an orthogonalization against all previous Lanczos vectors using either the classical Gram-Schmidt algorithm or the modified Gram-Schmidt algorithm. This is still not unconditionally stable. Unconditional stability is ensured by applying orthogonalization twice [36]. This extension of the Lanczos algorithm is usually called the Lanczos algorithm with full reorthogonalization. In the following, it will be used to demonstrate the convergence behavior and to demonstrate that degenerate states are found correctly. An alternative to the very expensive full reorthogonalization is partial reorthogonalization [37]. All reorthogonalization approaches, however, have the common disadvantage that they require all Lanczos vectors to be stored. If no reorthogonalization is applied, storage of three vectors is sufficient to determine the approximate eigenvalues. If, however, also the approximate eigenvectors (8) are required then the whole matrix $\mathbf{Q}^{(k)}$ has to be stored. Alternatively one can run the Lanczos algorithm a second time to calculate the approximate eigenvectors $\mathbf{a}_i^{(k)}$ after the vectors $\mathbf{t}_i^{(k)}$ have been determined. The application of the matrix $\mathbf{Q}^{(k)}$ to the vector $\mathbf{t}_i^{(k)}$ is calculated while performing the second Lanczos iteration.

3. The Dirac equation

The Dirac equation

$$i\hbar \frac{\partial \Psi(\mathbf{x}, t)}{\partial t} = \hat{\mathbf{H}}(t) \Psi(\mathbf{x}, t) \quad (11)$$

describes a relativistic spin one-half particle with rest mass m and charge q moving in the electromagnetic potentials $\mathbf{A}(\mathbf{x}, t)$ and $\phi(\mathbf{x}, t)$. The in general time-dependent Hamiltonian $\hat{\mathbf{H}}(t)$ is in d spatial dimensions given by

$$\hat{\mathbf{H}}(t) = c \sum_{i=1}^d \alpha_i (\hat{p}_i - qA_i(\mathbf{x}, t)) + \beta mc^2 + q\phi(\mathbf{x}, t), \quad (12)$$

where $\hat{p}_i = -i\hbar \partial_{x_i}$ and $A_i(\mathbf{x}, t)$ denote the components of the canonical momentum operator and the vector potential, respectively, and α_i and β are the Dirac matrices. These matrices obey the Dirac algebra

$$\alpha_i^2 = \beta^2 = 1, \quad (13a)$$

$$\alpha_i \beta + \beta \alpha_i = 0, \quad (13b)$$

$$\alpha_i \alpha_j + \alpha_j \alpha_i = 2\delta_{i,j}, \quad (13c)$$

for $i, j = 1, \dots, d$. In one dimension the Dirac matrices are given by 2×2 matrices. The choice $\alpha_1 = \sigma_1$ and $\beta = \sigma_3$ with σ_1, σ_2 , and σ_3 denoting the three Pauli matrices is the standard representation for one-dimensional systems. In three space dimensions, however, 4×4 matrices are required with the standard representation

$$\alpha_i = \begin{pmatrix} 0 & \sigma_i \\ \sigma_i & 0 \end{pmatrix}, \quad \beta = \begin{pmatrix} 1 & 0 \\ 0 & -1 \end{pmatrix}. \quad (14)$$

The 2×2 Pauli matrices also fulfill the Dirac algebra in two dimensions with $\alpha_1 = \sigma_1, \alpha_2 = \sigma_2$, and $\beta = \sigma_3$. The resulting two-dimensional Dirac equation does, however, not include the spin degree of freedom. To incorporate the electron spin into a two-dimensional Dirac equation the 4×4 matrices (14) have to be employed. Because the Dirac Hamiltonian is a matrix operator Dirac wave functions have two or four complex components. As in the nonrelativistic case the eigenvalue equation resulting from the time-independent problem reads

$$\hat{\mathbf{H}}\Psi(\mathbf{x}) = E\Psi(\mathbf{x}). \quad (15)$$

The spectrum of a free particle consists of a positive and a negative continuum $(-\infty, -mc^2] \cup [mc^2, \infty)$, which are usually associated with particles and anti-particles.

A formal solution of the time-dependent problem of the Dirac equation (11) can be given using the time-ordering operator. For numerical calculations we neglect time ordering and approximate the time evolution operator $U(t, t + \Delta t)$ in first order via the first term of a Magnus expansion [38, 39], which results in

$$\Psi(\mathbf{x}, t + \Delta t) = U(t, t + \Delta t) \Psi(\mathbf{x}, t) \approx \exp\left(-\frac{i}{\hbar} \int_t^{t+\Delta t} \hat{\mathbf{H}}(t') dt'\right) \Psi(\mathbf{x}, t) + \mathcal{O}(\Delta t^3). \quad (16)$$

By discretization of the wave function $\Psi(\mathbf{x}, t)$ the Hamiltonian $\hat{\mathbf{H}}(t)$ becomes a matrix. Thus, the numerical propagation of the wave function $\Psi(\mathbf{x}, t)$ by one time step Δt requires the calculation of a matrix exponential, followed by the application to the state vector. Similarly, the numerical solution of the time-independent problem (15) involves the computation of the eigenvalues and the eigenvectors of a matrix.

4. Time propagation and matrix exponentials

The standard method for computing the exponential of a Hermitian matrix is to calculate its eigendecomposition. Then, the matrix exponential in the space of the matrix' eigenvectors reduces to exponentials of the eigenvalues. Typical matrices that result from the discretization of partial differential equations, however, are so large that full diagonalization is not feasible. Therefore, the matrix exponential is calculated approximately in a Krylov subspace of dimension much smaller than the dimension of the original matrix.

Let \mathbf{A} now denote the Hermitian matrix that results from the discretization of the operator $\int_t^{t+\Delta t} \hat{\mathbf{H}}(t') dt' / \hbar$ and $\psi(t)$ the corresponding discrete representation of the wave function $\Psi(\mathbf{x}, t)$. Utilizing the approximation (7) and the relation (2) the exponential of the antihermitian matrix $-i\mathbf{A}$ applied to the vector ψ can be calculated approximately in the Krylov subspace $\mathcal{K}_k(\mathbf{A}, \psi(t))$ as [40]

$$\begin{aligned} \psi(t + \Delta t) &= \exp(-i\mathbf{A})\psi(t) = \mathbf{Q} \exp(-i\mathbf{T}) \mathbf{Q}^\dagger \psi(t) \approx \\ \mathbf{Q}^{(k)} \exp(-i\mathbf{T}^{(k)}) \mathbf{Q}^{(k)\dagger} \psi(t) &= \|\psi(t)\|_2 \mathbf{Q}^{(k)} \exp(-i\mathbf{T}^{(k)}) \mathbf{e}_1, \end{aligned} \quad (17)$$

where \mathbf{e}_1 denotes the k -dimensional unit vector $(1, 0, 0, \dots)^\top$. The remaining matrix exponential of the matrix $\mathbf{T}^{(k)}$ can be computed by performing a numerical eigendecomposition using any standard method optimized for tridiagonal real symmetric matrices. This diagonalization is not very expensive because the dimension of $\mathbf{T}^{(k)}$ is chosen to be very small compared to the dimension of \mathbf{A} . Note that it is required not to include the factor $-i$ into the matrix \mathbf{A} in order to ensure the Hermiticity of \mathbf{A} and thus the applicability of the Lanczos algorithm. Note that (17) involves all Lanczos vectors \mathbf{q}_1 to \mathbf{q}_k . This means that these vectors have to be stored and cannot be discarded when no longer needed in the Lanczos algorithm. In order to save memory one can run the Lanczos algorithm a second time when the matrix $\mathbf{Q}^{(k)}$ is multiplied to the vector $\exp(-i\mathbf{T}^{(k)}) \mathbf{e}_1$.

The error that is introduced by the approximation (17) may be estimated as [40]

$$\|\Delta\psi\|_2 \approx \beta_k \|\psi(t)\|_2 \left| \mathbf{e}_k^\top \exp(-i\mathbf{T}^{(k)}) \mathbf{e}_1 \right|, \quad (18)$$

where $\Delta\psi$ is the residual vector $\psi(t + \Delta t) - \exp(-i\mathbf{A})\psi(t)$. This error estimate can be used to monitor the accuracy of a calculation and to adjust the size of the time step Δt or the dimension of the Krylov subspace k adaptively. However, the number of Lanczos iterations should be kept on a moderate level since the orthogonality of the Lanczos vectors may be lost. When orthogonality is lost, more Lanczos iterations will not further improve the approximation (17). The estimate (18) is especially useful because it can be computed with very little extra cost. It is, however, very loose and tends to overestimate the actual error. There are more precise but much more expensive to compute estimates, which can be found, for example, in [40]. Furthermore, the total error in solving the time-dependent Dirac equation depends also on the discretization of the Hamiltonian, which is not included in the estimate (18).

5. Time-independent problems

Paige [41, 42] demonstrated that despite the loss of orthogonality the Lanczos algorithm is a capable method to find few of the extreme eigenvalues of large Hermitian matrices. This makes it the ideal tool for computing the bound states of nonrelativistic Hamiltonians, which lie at the lower end of the energy spectrum. In case of the Dirac equation, however, the bound

states appear inside the band gap in the middle of the spectrum. Cullum and Willoughby [43] pointed out that the convergence rate crucially depends on the gap structure of the eigenvalue spectrum. The $\lambda_j^{(k)}$ converge particularly fast to eigenvalues of the matrix \mathbf{A} that are well-separated from other eigenvalues. Thus, well-separated interior eigenvalues may converge faster than clustered extreme eigenvalues. In this section we will demonstrate that the Lanczos algorithm is able to find also the eigenvalues of bound states of Dirac Hamiltonians, which are neither bounded from above nor bounded from below. In fact, bound states in the band gap converge much faster than states in the continuum part of the spectrum.

5.1. Soft-core potential in two dimensions

As an illustrative example for the calculation of eigenstates we consider the two-dimensional soft-core potential with

$$q\phi(r) = -\frac{3}{2} \frac{Ze^2}{4\pi\epsilon_0 \sqrt{r^2 + 3/Z^2}}. \quad (19)$$

For the remainder of this article atomic units will be employed. In this system of units the electron mass m , the elementary charge e , the Bohr radius a_0 and the reduced Planck constant \hbar , and as a consequence $1/(4\pi\epsilon_0)$ are unity. The speed of light equals the inverse fine structure constant and energy is measured in units of hartree, $1 \text{ au} = 27.211385 \text{ eV} = 1 E_h$. The magnetic field is measured in units of $1 \text{ au} = 2.35052 \times 10^5 \text{ T}$. The soft-core parameters in (19) are chosen such that the ground-state energy of this potential yields in case of the nonrelativistic Schrödinger equation $-Z^2/2$, which is the same value as for the three-dimensional Coulomb potential with the same atomic number Z . The nonrelativistic normalized ground state of the soft-core potential (19) is [44]

$$\Psi(r) = \frac{2e^{\sqrt{3}} Z \left(1 + \sqrt{r^2 Z^2 + 3}\right)}{\sqrt{3\pi(10\sqrt{3} + 17)}} \exp\left(-\sqrt{r^2 Z^2 + 3}\right). \quad (20)$$

The four-component Dirac wave functions are discretized using a pseudospectral method. For this purpose each component of the wave function is expanded into a finite set of $N \times N$ two-dimensional basis functions, which are defined via a tensor product of the first N Hermite functions. During the calculation wave functions are represented via function values at the collocation points (rather than by expansion coefficients). The collocation points correspond to the roots of the N th Hermite function. Derivatives are then expressed by some dense matrices. The choice of Hermite functions as the underlying basis functions ensures that the wave function obeys the boundary condition that $\Psi(\mathbf{x}, t)$ goes to zero as $|\mathbf{x}| \rightarrow \infty$. Furthermore, the dense pseudospectral differentiation matrices allow for an approximation of the differential operators that is much more accurate than local finite difference schemes. Note, that the discrete variable representation [45, 46] of differential operators, which is often applied to solve the nonrelativistic Schrödinger equation, is also based on orthogonal polynomials similarly to the employed pseudospectral method. Because the

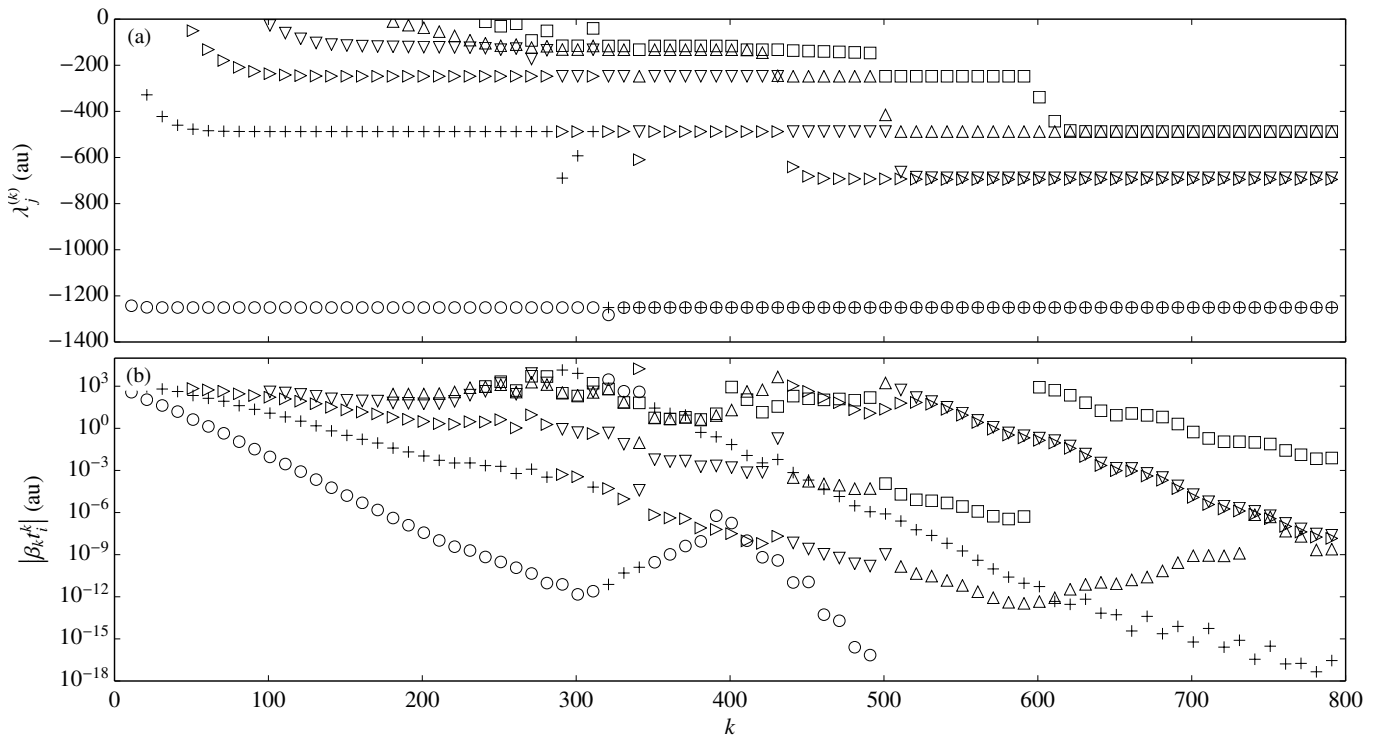


FIG. 2: Iterative calculation of the eigenenergies of the two-dimensional Dirac Hamiltonian with the soft-core potential (19) with $Z = 50$ via the Lanczos algorithm with full reorthogonalization. A basis set of $N = 64$ basis functions per dimension was employed. Part (a) shows the eigenvalues (rest-mass energy mc^2 subtracted) of the first six bound states as a function of the iteration k , while (b) shows the error bound (9). For clarity data of only every 10th Lanczos iteration is presented in both plots.

Lanczos approach does not depend on a specific discretization the discrete variable representation may also be applied to the Dirac equation.

The convergence behavior of the Lanczos algorithm for the two-dimensional Dirac equation with a soft-core potential with $Z = 50$ is shown in Fig. 2. Here a basis set of $N = 64$ basis functions per dimension was used, which corresponds to a Hamiltonian matrix of size $4 \times 64^2 = 16384$. A Gaussian wave packet of width $\sim 1/Z$ was used as an initial starting vector for the Lanczos algorithm. As the soft-core potential goes to zero for $r \rightarrow \infty$ bound states must lie in the range $(0, mc^2)$ and can therefore be identified easily. Figure 2(a) shows the eigenvalues of the six bound states with the lowest energy in $(0, mc^2)$ as a function of the number of iterations k . One can see that the ground state converges very fast, excited states, however, follow significantly later. Note that the bound states do not appear in their energetic order. The second spin state of the degenerate ground state, for example, needs about 300 iterations to appear for the first time. As a consequence of the Cauchy interlace theorem [35, 47] it appears initially between two already converged eigenvalues and then converges to the correct value. Figure 2(b) shows for each eigenvalue of Fig. 2(a) the corresponding error estimate (9). After about 600 iterations both ground state energies are converged to machine precision. Figure 2 also illustrates that seemingly converged eigenvalues may cross over to another value, as for example at $k \approx 300$, where the second ground state of the soft-core

TABLE 1: Eigenenergies (minus the rest-mass energy mc^2) of the two-dimensional soft-core potential (19). Results that are obtained using the Lanczos algorithm with 1000 iterations are compared to numerical solutions calculated by a Fourier-spectral method. The same parameters as in Fig. 2 were used.

| state number | energy in au | |
|--------------|--------------|-----------|
| | Lanczos | Fourier |
| 1 | -1250.55965 | -1250.559 |
| 2 | -695.15042 | -695.151 |
| 3 | -688.06828 | -688.067 |
| 4 | -487.52777 | -487.529 |
| 5 | -380.4172 | -380.425 |
| 6 | -376.4623 | -376.471 |
| 7 | -320.86 | -320.633 |
| 8 | -318.84 | -318.601 |
| 9 | -247.66 | -251.149 |

potential appears.

In order to validate the quality of the ground state energies obtained by the Lanczos algorithm we also compared these to another numerical solution, which was obtained using the Fourier-spectral method as described for example in [16, 48]. Here the wave function is evaluated on a regular grid and propagated in time via the Fourier split-operator method. The bound-state energy values follow from the peaks of the wave-

TABLE 2: Ground state energies (minus the rest-mass energy mc^2) of the two-dimensional soft-core potential (19) for different values of the atomic number Z . The results obtained with the Lanczos algorithm using 1000 iterations are compared to perturbation-theory results. In addition the exact ground state energy for the corresponding nonrelativistic Schrödinger equation is given.

| Z | energy in au | | |
|-----|--------------|---------------------|-----------------|
| | Lanczos | perturbation theory | nonrelativistic |
| 1 | -0.500000089 | -0.500000090 | -0.5 |
| 2 | -2.00000144 | -2.000001441 | -2.0 |
| 3 | -4.50000728 | -4.500007297 | -4.5 |
| 5 | -12.5000562 | -12.50005638 | -12.5 |
| 10 | -50.0008998 | -50.00090875 | -50.0 |
| 50 | -1250.55965 | -1250.697356 | -1250.0 |

function's auto-correlation spectrum. Table 1 shows the energies of the first nine bound states computed by both methods. For the lowest lying states agreement is excellent. Energies of higher excited states slightly disagree. These states are broader than the ground state and, therefore, boundary effects start to set in resulting in different energy values for both methods.

Table 2 shows the ground-state energies of the two-dimensional soft-core potential (19) for various values of Z as obtained from the Lanczos algorithm with the pseudospectral discretization and from first order perturbation theory where lowest order relativistic corrections to the solution (20) of the nonrelativistic Schrödinger equation are taken into account. For comparison also the nonrelativistic energies are shown. For small values of Z the numerical values from the Lanczos method are in excellent agreement (up to eight digits) with the perturbation theory results. The larger Z , however, the larger the relativistic effects and for $Z = 50$ the perturbation-theory result differs from the numerical value as obtained by the Lanczos method by about 0.1 %.

5.2. Zeeman effect

We consider the Coulomb potential with an external magnetic field of magnitude B as an application of the Lanczos algorithm to a fully three-dimensional problem. The magnetic field leads to the well-known Zeeman splitting of the degenerate hydrogenic eigenstates. In this section, we analyze the splitting of the ground state in detail. A perturbative solution of the relativistic splitting of the hydrogenic ground state is known to be [49]

$$\Delta E = \frac{B}{3m} \left(1 + 2 \sqrt{1 - \left(\frac{Z}{c} \right)^2} \right). \quad (21)$$

In Fig. 3 we analyze the relative Zeeman splitting $\Delta E/|E_0|$, where E_0 is the hydrogenic ground state energy (minus the rest-mass energy mc^2) and ΔE the energy splitting caused by the magnetic field B that scales with the atomic number Z as $B = 0.01 \cdot Z^2$. Thus the magnetic field can be considered as

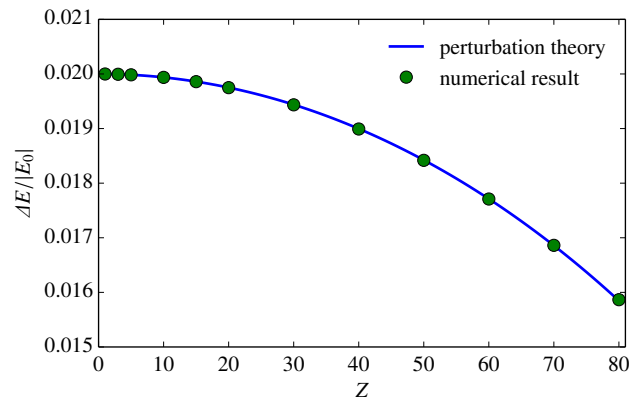


FIG. 3: Relative Zeeman splitting of the Coulomb ground state of a hydrogen-like atom for a weak magnetic field $B = 0.01 \cdot Z^2$. The numerical solution matches the perturbative solution. The system is discretized using a pseudospectral method with $N = 128$ basis functions per dimension and the Lanczos algorithm with 4000 iterations.

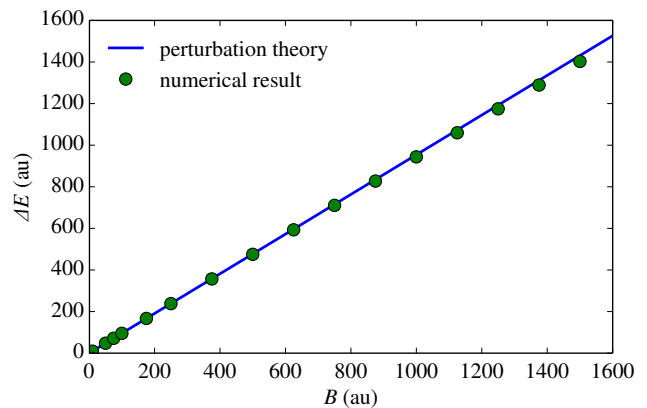


FIG. 4: Difference of the relative ground-state splitting between the perturbative result (21) and our numerical result for a hydrogen-like atom with $Z = 50$ fixed. For increasing field-strength the numerical solution disagrees with the perturbative result as expected. For weak magnetic fields the agreement is excellent.

weak compared to the strength of the electric field close to the atomic core and consequently the numerical results are in good agreement with the perturbation-theory result (21).

Figure 4 shows the difference between our numerical result and the perturbation-theory result (21) for the fixed atomic number $Z = 50$ as a function of the magnetic field strength B . For weak magnetic fields, the numerical solution by the Lanczos method agrees very well with perturbation theory. Both results disagree, however, for fields stronger than $B \approx 1000$ au by a few percent. Here we leave the parameter domain where perturbation theory is applicable.

6. Time-dependent problems

After demonstrating the application of the Lanczos algorithm to time-independent relativistic eigenproblems we address time-

dependent problems now. The motion of a free wave packet is one of the rare systems where an analytical solution to the time-dependent Dirac equation is known. Thus, it provides an ideal benchmark system for time-dependent problems. We chose a relativistic one-dimensional wave packet containing both positive-energy and negative-energy free-particle states with Gaussian momentum distribution. When using the standard position operator, the center of mass $\langle x \rangle = \langle \Psi | x | \Psi \rangle$ shows so-called Zitterbewegung, which is caused by an interference between positive and negative energy contributions.

In our numerical test we employed the pseudospectral method with a basis set of 512 basis functions for the spatial discretization of the wave function. Time steps of size $\Delta t = 10^{-5}$ au and $k = 8$ Lanczos iterations per time step were used. The numerical result for the wave function $\Psi_{\text{num}}(x, t)$, which is represented by the vector $\psi(t)$, can be compared to the analytical solution

$$\Psi(x, t) = \frac{1}{\sqrt{2\pi\hbar}} \int \frac{e^{-p^2/(4\sigma^2)}}{\sqrt{2\pi\sigma^2}} \frac{1}{\sqrt{2}} (u^+(p) + u^-(p)) dp, \quad (22)$$

with the free-particle momentum states of positive and negative energy

$$u^+(p) = \begin{pmatrix} d^+(p) \\ \text{sgn}(p)d^-(p) \end{pmatrix} e^{i(px-tE(p))/\hbar}, \quad (23a)$$

$$u^-(p) = \begin{pmatrix} -\text{sgn}(p)d^-(p) \\ d^+(p) \end{pmatrix} e^{i(px+tE(p))/\hbar}, \quad (23b)$$

which are defined via

$$d^\pm(p) = \left(\frac{1}{2} \pm \frac{1}{2\sqrt{1+p^2/(mc)^2}} \right)^{1/2} \quad (24)$$

and

$$E(p) = \sqrt{m^2c^4 + c^2p^2}. \quad (25)$$

The width of the momentum distribution was chosen as $\sigma = 50$ au. The numerical result of the wave packet's center-of-mass motion is presented in Fig. 5(a). It features the expected oscillation around the origin with decaying amplitude for larger times. Figure 5(b) shows the difference $|\langle x \rangle_{\text{num}}(t) - \langle x \rangle(t)| = |\langle \Psi_{\text{num}}(t) | x | \Psi_{\text{num}}(t) \rangle - \langle \Psi(t) | x | \Psi(t) \rangle|$. On average the center-of-mass error increases linearly with time t but remains at the order of 10^{-12} au which is eight orders of magnitude smaller than the amplitude of the Zitterbewegung.

Note that if the temporal step width is not too large then the change of the wave function from time t to $t + \Delta t$ will be small and propagating the wave function via (17) can be quite accurate even for relatively small Krylov subspace dimensions. An upper bound of the error that is introduced due to the Lanczos approximation of the matrix exponential can be estimated via Eq. (18). Thus, an upper bound of the total error in a series of time steps can be estimated by adding up the estimates (18) at every time step. We call this estimate the cumulative error bound, which is indicated by the dashed line in Fig. 6. For the specific set of parameters the error bound (18) turns out to

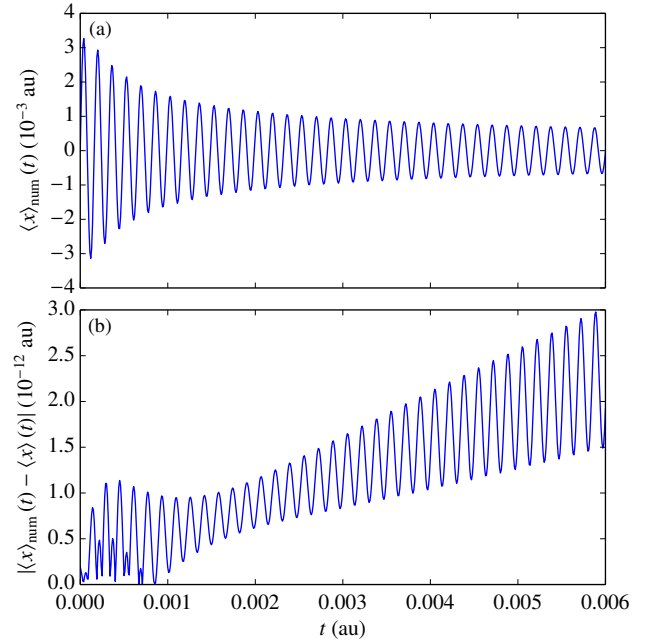


FIG. 5: (a) Center-of-mass evolution of a highly relativistic wave packet with vanishing mean momentum. It was set up to contain both positive and negative energy components such that Zitterbewegung can be observed. (b) Difference between the numerical solution based on the Lanczos algorithm and the exact center-of-mass evolution. The numerical solution was obtained with $N = 512$ basis functions and $k = 8$ Lanczos iterations per time step.

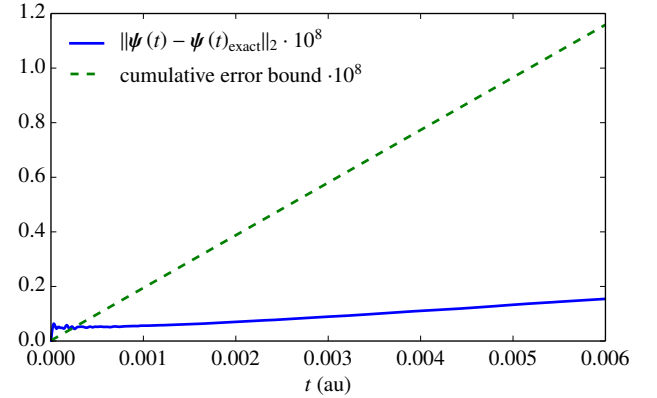


FIG. 6: The cumulative error bound (error bound at each time step given by (18)) and the actual numerical error as functions of the time for the simulation shown in Fig. 5.

be almost constant and therefore the cumulative error bound grows linearly. In addition, we computed at every time step the real error of the wave function defined as $\|\psi(t) - \psi_{\text{exact}}(t)\|_2$, where the vector $\psi_{\text{exact}}(t)$ equals the analytical solution $\Psi(x, t)$ given by (22) at the collocation points. This error is indicated by the solid line in Fig. 6. Comparing the two lines in Fig. 6 illustrates that the error bound (18) indeed overestimates the actual numerical error. At the end of the propagation at $t = 0.006$ au the error of the wave function is almost an order

of magnitude smaller than the cumulative estimate, despite the fact that the error introduced by discretization is not included in the estimate (18). Note that, in Fig. 6 it appears as if for times $t < 0.0003$ au the numerical error $\|\psi(t) - \psi_{\text{exact}}(t)\|_2$ would be larger than the cumulative error bound. This, however, is an artifact caused by the numerical evaluation of the exact wave function (22) which involves a numerical integration via a discrete Fourier transform on a regular grid and interpolation to the collocation points. In conclusion, our results show that very precise approximations of the time evolution operator of the time-dependent Dirac equation can be calculated by the Lanczos algorithm.

7. Parallel implementations

Our evaluation of the Lanczos propagator for the Dirac equation was mainly motivated by the fact that the Lanczos algorithm has the potential to scale well in parallel implementations on various parallel computing architectures including distributed memory systems. Thus, it might be suitable for large-scale computations. A parallel Lanczos algorithm only requires parallel computation of inner products and a parallel implementation of the Hamiltonian's action on a state vector.

In the program `Dirac_Lanczos` we implemented a parallel version of the Lanczos propagator for the two-dimensional Dirac equation by utilizing the Message Passing Interface (MPI) standard [50]. The differential operators of the Hamiltonian were approximated via first order finite differences. In this case (and in contrast to the pseudospectral method used in the previous sections) the differentiation matrices are sparse and the Hamiltonian's action on a state vector can be parallelized efficiently via decomposition of the total rectangular computational grid into smaller sub-grids; one sub-grid per process. This domain decomposition approach can also be applied to other finite-difference based algorithms, for example, real space split operator schemes for the Klein-Gordon equation [51] and the Dirac equation [17]. The exchange of boundary data between neighboring domains is implemented via the nonblocking MPI functions `MPI_Isend` and `MPI_Irecv` [32]. Parallel scalar products are calculated via `MPI_Allreduce`.

For the following benchmarks we consider a free two-dimensional wave packet. It is constructed by a Gaussian superposition of positive-energy free-particle states with mean momentum $\mathbf{p} = (100 \text{ au}, 0 \text{ au})$ and a momentum space width of $\sigma_x = \sigma_y = 400 \text{ au}$. Due to the broad momentum distribution and the nonlinear relativistic relation between velocity and momentum a shock front with a ring structure emerges during the temporal evolution of the wave packet as shown in Fig. 7. The figure's left part shows the initial wave packet and the right part shows the wave packet at time $t = 0.0001$ au. The nonzero mean momentum in x direction leads to a motion of the wave-packet's center-of-mass into this direction. The calculation was performed on a regular grid of 8192×8192 grid points and employing $k = 10$ Lanczos iterations per time step of size $\Delta t = 10^{-7}$ au each. Due to the rather large grid that was used here the sequential propagation of a single time step took

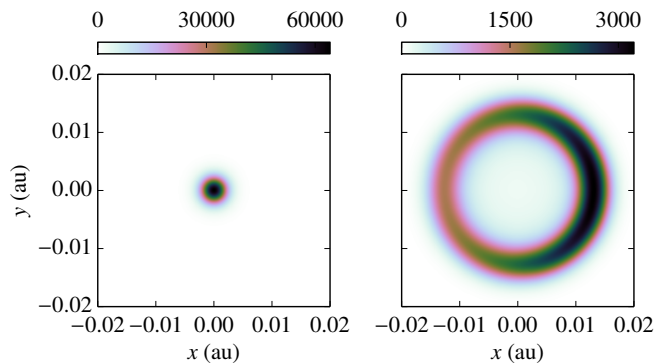


FIG. 7: Two-dimensional wave packet containing a Gaussian superposition of positive-energy free-particle states with a broad momentum distribution. The left part shows the density $|\Psi(\mathbf{r}, t)|^2$ at time $t = 0$ au and the right part at $t = 0.0001$ au.

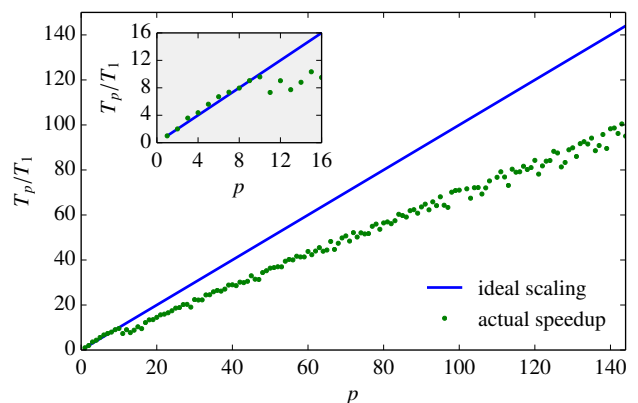


FIG. 8: Speedup of the Dirac Lanczos propagator in our MPI implementation as a function of the number of parallel processes p .

about two minutes on the employed hardware.

To analyze the scaling properties of the Dirac Lanczos propagator, the propagation of the wave packet in Fig. 7 was carried out with a varying number of parallel processes p giving the run time T_p . Comparing this to a sequential calculation yields the speedup $s_p = T_1/T_p$. The calculations were performed on a homogeneous cluster of nodes with dual Xeon-E5 CPUs with 8 cores each (16 cores per node). The nodes were connected with a 10 Gigabit Ethernet interconnect. With increasing number of processes the nodes were filled up successively. In order to avoid performance degeneration due to intra-node process migration between different CPUs each process was pinned to a specific core. The measured speedup is shown in Fig. 8. The speedup is approximately linear in the number of processes but differs from the ideal scaling $s_p \approx p$ due to the communication overhead, which also grows with the number of processes.

The discretization by finite differences leads to a consecutive memory-accesses pattern when calculating the inner products and applying the Hamiltonian with very few accesses per fetched memory element. Consequently, the CPUs' cache hierarchy cannot be used efficiently, so that the memory bandwidth limits the performance. The inset of Fig. 8 illustrates the

memory-bandwidth limitation of the Lanczos propagator. For $p \leq 10$, that is when a node with 16 cores is still under-utilized, we have an almost ideal scaling with $s_p \approx p$. But for $p > 10$ limitations due to the memory bandwidth set in. This efficiency degradation occurs before the first node is completely filled with 16 processes. Thus, network traffic is not the main performance limiting factor. Further numerical experiments showed that the speedup and the parallel efficiency can be increased when the nodes are systematically under-utilized. This means that, for example, only four cores per CPU are used. This also supports our assertion that the Lanczos propagator is memory-bandwidth bounded.

8. Conclusions

We evaluated the Lanczos algorithm for the application to the time-independent and the time-dependent Dirac equation. Our results indicate that the Lanczos algorithm is able to compute precise solutions of the Dirac equation. This was demonstrated for the time-independent eigenvalue problem solving the two-dimensional soft-core potential and the three-dimensional Coulomb potential with an additional strong magnetic field. While in the case of the soft-core potential the numerical instabilities of the Lanczos algorithm were circumvented by applying full reorthogonalization, the plain Lanczos algorithm was applied to the Coulomb potential with magnetic

field. As in the case of the soft-core potential the Lanczos approach allowed us to calculate the pair of bound states with lowest energy, such that we were able to calculate the Zeeman splitting in a strong magnetic field. Furthermore, we demonstrated for one- and two-dimensional wave packets that the Dirac-equation's time evolution operator can be approximated very precisely using the Lanczos algorithm.

The Lanczos approach is not specific to particular means of discretization of the Dirac Hamiltonian as long as the discretization preserves Hermiticity. Here we employed pseudospectral methods and finite differences. The latter yields a sparse matrix representation of the Dirac Hamiltonian and in this case the Lanczos propagator can be parallelized very efficiently via domain decomposition as demonstrated in this paper. The benefit of pseudospectral discretizations is to approximate the differential operators of the Dirac Hamiltonian very precisely and in this way allowing for very accurate bound-state calculations and time-propagation. The accuracy of the Lanczos Dirac propagator combined with its property to perform well on modern parallel hardware architectures makes it a good choice for large-scale calculations of relativistic quantum dynamics. A specific implementation of the Lanczos propagator for the Dirac equation is given in the program `Dirac_Lanczos`, which utilizes message passing for parallelization. It might be interesting to implement the Dirac Lanczos propagator also on other parallel hardware architectures, as for example graphics processing units.

-
- [1] Y. I. Salamin, S. X. Hu, K. Z. Hatsagortsyan, C. H. Keitel, Relativistic high-power laser-matter interactions, *Physics Reports* 427 (2–3) (2006) 41–155. doi:10.1016/j.physrep.2006.01.002.
- [2] F. Ehlotzky, K. Krajewska, J. Z. Kamiński, Fundamental processes of quantum electrodynamics in laser fields of relativistic power, *Reports on Progress in Physics* 72 (4) (2009) 1–32. doi:10.1088/0034-4885/72/4/046401.
- [3] A. Di Piazza, C. Müller, K. Z. Hatsagortsyan, C. H. Keitel, Extremely high-intensity laser interactions with fundamental quantum systems, *Reviews of Modern Physics* 84 (3) (2012) 1177–1228. doi:10.1103/RevModPhys.84.1177.
- [4] L. Brey, H. Fertig, Electronic states of graphene nanoribbons studied with the Dirac equation, *Physical Review B* 73 (23) (2006) 235411. doi:10.1103/physrevb.73.235411.
- [5] A. Peres, D. Terno, Quantum information and relativity theory, *Reviews of Modern Physics* 76 (1) (2004) 93–123. doi:10.1103/revmodphys.76.93.
- [6] N. Friis, R. A. Bertlmann, M. Huber, B. C. Hiesmayr, Relativistic entanglement of two massive particles, *Physical Review A* 81 (4) (2010) 042114. doi:10.1103/physreva.81.042114.
- [7] P. L. Saldanha, V. Vedral, Physical interpretation of the Wigner rotations and its implications for relativistic quantum information, *New Journal of Physics* 14 (2) (2012) 023041. doi:10.1088/1367-2630/14/2/023041.
- [8] V. G. Bagrov, D. Gitman, Exact Solutions of Relativistic Wave Equations, Vol. 39 of *Mathematics and Its Applications*, Kluwer, 1990.
- [9] F. Gross, *Relativistic Quantum Mechanics and Field Theory*, Wiley & Sons, Weinheim, 1999.
- [10] P. Strange, *Relativistic Quantum Mechanics With Applications in Condensed Matter and Atomic Physics*, Cambridge University Press, Cambridge, 1998.
- [11] F. Schwabl, *Advanced Quantum Mechanics*, 4th Edition, Springer, Heidelberg, 2008.
- [12] A. Wachter, *Relativistic Quantum Mechanics*, 1st Edition, Springer, Heidelberg, 2009.
- [13] J. W. Braun, Q. Su, R. Grobe, Numerical approach to solve the time-dependent Dirac equation, *Physical Review A* 59 (1) (1999) 604–612. doi:10.1103/PhysRevA.59.604.
- [14] G. R. Mocken, C. H. Keitel, Quantum dynamics of relativistic electrons, *Journal of Computational Physics* 199 (2) (2004) 558–588. doi:10.1016/j.jcp.2004.02.020.
- [15] G. R. Mocken, C. H. Keitel, FFT-split-operator code for solving the Dirac equation in 2 + 1 dimensions, *Computer Physics Communications* 178 (11) (2008) 868–882. doi:10.1016/j.cpc.2008.01.042.
- [16] H. Bauke, C. H. Keitel, Accelerating the Fourier split operator method via graphics processing units, *Computer Physics Communications* 182 (12) (2011) 2454–2463. doi:10.1016/j.cpc.2011.07.003.
- [17] F. Fillion-Gourdeau, E. Lorin, A. D. Bandrauk, Numerical solution of the time-dependent Dirac equation in coordinate space without fermion-doubling, *Computer Physics Communications* 183 (7) (2012) 1403–1415. doi:10.1016/j.cpc.2012.02.012.
- [18] F. Fillion-Gourdeau, E. Lorin, A. D. Bandrauk, A split-step numerical method for the time-dependent Dirac equation in 3-D

- axisymmetric geometry, *Journal of Computational Physics* 272 (2014) 559–587. doi:10.1016/j.jcp.2014.03.068.
- [19] R. Hammer, W. Pötz, Staggered grid leap-frog scheme for the Dirac equation, *Computer Physics Communications* 185 (1) (2014) 40–52. doi:10.1016/j.cpc.2013.08.013.
- [20] C. Müller, N. Grün, W. Scheid, Finite element formulation of the Dirac equation and the problem of fermion doubling, *Physics Letters A* 242 (4–5) (1998) 245–250. doi:10.1016/S0375-9601(98)00218-7.
- [21] S. Selstø, E. Lindroth, J. Bengtsson, Solution of the Dirac equation for hydrogenlike systems exposed to intense electromagnetic pulses, *Physical Review A* 79 (4) (2009) 043418. doi:10.1103/physreva.79.043418.
- [22] S. Ahrens, H. Bauke, C. H. Keitel, C. Müller, Kapitza-Dirac effect in the relativistic regime, *Physical Review A* 88 (1) (2013) 012115. doi:10.1103/PhysRevA.88.012115.
- [23] R. Gerritsma, G. Kirchmair, F. Zähringer, E. Solano, R. Blatt, C. F. Roos, Quantum simulation of the Dirac equation, *Nature* 463 (7277) (2010) 68–71. doi:10.1038/nature08688.
- [24] B. I. Schneider, L. A. Collins, S. X. Hu, Parallel solver for the time-dependent linear and nonlinear Schrödinger equation, *Physical Review E* 73 (3) (2006) 036708. doi:10.1103/PhysRevE.73.036708.
- [25] X. Guan, C. Noble, O. Zatsarinny, K. Bartschat, B. Schneider, ALTDSE: an Arnoldi-Lanczos program to solve the time-dependent Schrödinger equation, *Computer Physics Communications* 180 (12) (2009) 2401–2409. doi:10.1016/j.cpc.2009.03.005.
- [26] C. Lanczos, An iteration method for the solution of the eigenvalue problem of linear differential and integral operators, *Journal of Research of the National Bureau of Standards* 45 (4) (1950) 255. doi:10.6028/jres.045.026.
- [27] G. H. Golub, C. F. Van Loan, *Matrix Computations*, Johns Hopkins Studies in the Mathematical Sciences, Johns Hopkins University Press, Baltimore, 1996.
- [28] Y. Saad, *Numerical Methods for Large Eigenvalue Problems*, 2nd Edition, SIAM, 2011. doi:10.1137/1.9781611970739.
- [29] R. Haydock, The recursive solution of the Schrödinger equation, *Computer Physics Communications* 20 (1) (1980) 11–16. doi:10.1016/0010-4655(80)90101-0.
- [30] T. J. Park, J. C. Light, Unitary quantum time evolution by iterative Lanczos reduction, *The Journal of Chemical Physics* 85 (10) (1986) 5870. doi:10.1063/1.451548.
- [31] C. Leforestier, R. H. Bisseling, C. Cerjan, M. D. Feit, R. Friesner, A. Guldberg, A. Hammerich, G. Jolicard, W. Karrlein, H.-D. Meyer, N. Lipkin, O. Roncero, R. Kosloff, A comparison of different propagation schemes for the time dependent Schrödinger equation, *Journal of Computational Physics* 94 (1) (1991) 59–80. doi:10.1016/0021-9991(91)90137-A.
- [32] H. Bauke, S. Mertens, *Cluster Computing*, Springer, Heidelberg, 2005. doi:10.1007/3-540-29928-9.
- [33] N. Wilt, *The CUDA Handbook: A Comprehensive Guide to GPU Programming*, Addison Wesley, 2013.
- [34] C. C. Paige, Error analysis of the Lanczos algorithm for tridiagonalizing a symmetric matrix, *IMA Journal of Applied Mathematics* 18 (3) (1976) 341–349. doi:10.1093/imamat/18.3.341.
- [35] J. W. Demmel, *Applied Numerical Linear Algebra*, SIAM, Philadelphia, 1997.
- [36] B. N. Parlett, *The Symmetric Eigenvalue Problem*, Classics in Applied Mathematics, SIAM, 1998. doi:10.1137/1.9781611971163.
- [37] H. D. Simon, The Lanczos algorithm with partial reorthogonalization, *Mathematics of Computation* 42 (165) (1984) 115–142.
- [38] P. Pechukas, J. C. Light, On the exponential form of time-displacement operators in quantum mechanics, *The Journal of Chemical Physics* 44 (10) (1966) 3897. doi:10.1063/1.1726550.
- [39] S. Blanes, F. Casas, J. A. Oteo, J. Ros, The Magnus expansion and some of its applications, *Physics Reports* 470 (5–6) (2009) 151–238. doi:10.1016/j.physrep.2008.11.001.
- [40] Y. Saad, Analysis of some Krylov subspace approximations to the matrix exponential operator, *SIAM Journal on Numerical Analysis* 29 (1) (1992) 209–228. doi:10.1137/0729014.
- [41] C. C. Paige, Computational variants of the Lanczos method for the eigenproblem, *IMA Journal of Applied Mathematics* 10 (3) (1972) 373–381. doi:10.1093/imamat/10.3.373.
- [42] G. Meurant, *The Lanczos and conjugate gradient algorithms: from theory to finite precision computations*, Vol. 19, SIAM, 2006.
- [43] J. Cullum, R. A. Willoughby, Computing eigenvalues of very large symmetric matrices—an implementation of a Lanczos algorithm with no reorthogonalization, *Journal of Computational Physics* 44 (2) (1981) 329–358. doi:10.1016/0021-9991(81)90056-5.
- [44] C. W. Clark, Closed-form solutions of the Schrödinger equation for a class of smoothed Coulomb potentials, *Journal of Physics B: Atomic, Molecular and Optical Physics* 30 (11) (1997) 2517–2527. doi:10.1088/0953-4075/30/11/006.
- [45] J. C. Light, I. P. Hamilton, J. V. Lill, Generalized discrete variable approximation in quantum mechanics, *The Journal of Chemical Physics* 82 (3) (1985) 1400–1409. doi:10.1063/1.448462.
- [46] V. Szalay, Discrete variable representations of differential operators, *The Journal of Chemical Physics* 99 (3) (1993) 1978–1984. doi:10.1063/1.465258.
- [47] S.-G. Hwang, Cauchy’s interlace theorem for eigenvalues of Hermitian matrices, *The American Mathematical Monthly* 111 (2) (2004) 157. doi:10.2307/4145217.
- [48] M. D. Feit, J. A. Fleck, A. Steiger, Solution of the Schrödinger equation by a spectral method, *Journal of Computational Physics* 47 (3) (1982) 412–433. doi:10.1016/0021-9991(82)90091-2.
- [49] N. F. Mott, H. S. W. Massey, *The theory of atomic collisions*, 3rd Edition, The international series of monographs on physics, Clarendon Press, Oxford, 1971.
- [50] Message Passing Interface Forum, *MPI: A message-passing interface standard version 3.0*, <http://www.mpi-forum.org> (2012).
- [51] M. Ruf, H. Bauke, C. H. Keitel, A real space split operator method for the Klein-Gordon equation, *Journal of Computational Physics* 228 (24) (2009) 9092–9106. doi:10.1016/j.jcp.2009.09.012.