

Square root two period ratios in Cepheids and RR Lyrae variable stars

Michael Hippke

hippke@ifda.eu

Institute for Data Analysis, Luiters Str. 21b, 47506 Neukirchen-Vluyn, Germany

John G. Learned

jgl@phys.hawaii.edu

High Energy Physics Group, Department of Physics and Astronomy, University of Hawaii,
Manoa 327 Watanabe Hall, 2505 Correa Road Honolulu, Hawaii 96822 USA

A. Zee

zeeitp@gmail.com

Kavli Institute for Theoretical Physics, University of California, Santa Barbara, California
93106 U.S.A.

Received _____; accepted _____

ABSTRACT

We document the presence of nine Cepheid and RR Lyrae variable stars with previously unrecognized characteristics. These stars exhibit the statistically unlikely property of a period ratio of main pulsation divided by secondary pulsation (P_1/P_2) very close to $\sqrt{2}$. Other stars of these types have period ratios which do not show clustering with a close association with a single remarkable and non-harmonic number. In the way of explanation, we suggest that this indicates a previously unknown resonance of pulsations. Close examination reveals a deviation of multiples of a few times $\approx 0.06\%$ for these stars. This deviation seems to be present in discrete steps on the order of $\approx 0.000390(2)$, indicating the possible presence of a sort of fine structure in this oscillation. Physical explanation of the source of these regularities remains for 3D simulations of variable stars, and we only claim to make note of the regularities which are suggestive of physical principles.

Subject headings: (stars: variables:) Cepheids — (stars: variables:) RR Lyrae variable

1. Introduction

Cepheid and RR Lyrae variable stars are among the most important objects in astrophysics due to the fact of their correlation between period and total light output. This correlation has allowed them to become the first rung in the astronomical distance ladder (Pickering and Leavitt 1912), and a good understanding of the physics of these stars is therefore crucial.

Astronomers who study variable stars in the past have had generally sparsely sampled data, and in earlier times even finding the periodicity was a significant accomplishment. Various analytical methods were used, such as the venerable ‘string method’, which involves folding the observed magnitudes to a common one cycle graph, phase ordering and connecting the points by a virtual ‘string’ (Petrie 1962; Dworetzki 1982). One moved the trial period until the string length was minimized. In more recent times with better computing ability, the use of Lomb-Scargle folding (Lomb 1976; Scargle 1982) and Fourier transforms (Ransom et al. 2002) has become prominent.

With Fourier transforms, it was found that a small fraction of Cepheids and RR Lyrae stars are double-mode pulsators. Using the OGLE catalog of nearly 400,000 variable stars, one finds a total of $\sim 44,000$ RR Lyrae and $\sim 9,000$ Cepheids. Out of these, $\sim 4\%$ are known as double mode pulsators. Their periods P_1 are generally in the range [0.2d to 10d]. For the observed period (or frequency) ratios one finds 1,336 RR Lyrae in the range $P_2/P_1 = [0.74..0.75]$ (see Figure 1); 172 Cepheids and 10 RR Lyrae at $[0.6..0.65]$; and 721 Cepheids in the range $[0.8..0.81]$ (Soszynski et al. 2008, 2010). Additionally, there are a few outliers as shown in the “Petersen Plot” in Figure 2. The groupings of the ratios of these complex variables has been well documented (Moskalik et al. 2009), but their meaning remains elusive.

It was suggested (Learned et al. 2008) that extraterrestrial intelligence (ETI) might

modulate variable stars to use as cosmic signal beacons. Motivated by this plausible but extremely speculative suggestion, we decided to examine the available data on variable stars. In particular since most such analysis involves Fourier transforms of the whole light curve with losses in peak-to-peak temporal variation, we have been looking at short term period variations, a subject little or not at all investigated. Of course previous to some of the wonderful high sampling rate data sets now available this was difficult to impossible. In the course of this (so far unsuccessful search for inexplicable natural variations) we have discovered an intriguing feature of a few stars, which we will report below. Let us be clear from the start that we have no reasonable suspicion of ETI activity and that our best hypothesis for the reported unusual period ratios is a complex internal resonance among modes.

2. Peculiar period ratio of square root two

In the course of searching for variable stars with unusual periodic behavior we have found an unlikely set of nine stars with a unique ratio of periods involving the square root of two, as we discuss further below. In the range P_2/P_1 between 0.65 and 0.71, only one star was found to be discussed in detail in the literature.

In a recent paper, the RRab Lyrae *V1127 Aquilae* was studied with data from the *CoRoT space telescope* (Chadid et al. 2010). A second significant period ($P_2/P_1 = 0.6965$) was found and several explanations for this were discussed. As this ratio is relatively close to the ones we discuss here, we discuss these possibilities.

One explanation not mentioned in the cited paper would be a simple blend of *two* stars, either as binaries or just by optical proximity. In dense regions such as the Magellanic Clouds or the Galactic Bulge, this seems not unlikely. However, we argue against this

being present in these few stars because it is improbable that all such blends would yield a certain period ratio. The pulsation periods in such variable stars are distributed over a wide range (0.2 days to over 10 days for RR Lyrae and Cepheids, and longer or shorter for other types of variables), which would result in various period ratios not clustering around 0.707. The same is true for the possibility of tidal effects in binary systems, with five of our selected having $P_1 < 0.3 d$. The rotation period seems to be equally unsuited for an explanation. The authors of the above mentioned paper argue that from measured line-widths (Peterson et al. 1996), an upper limit of the rotational velocity of 10-100d can be obtained. The stars discussed herein have shorter P_1 and P_2 than 10d.

The remaining explanations are double mode behavior or multi-periodicity, generally assumed to be due to radial and non-radial modes.

3. A resonance causing square root two period ratios?

When performing a Fourier analysis for double-mode pulsators, one finds the two independent frequencies $f_1 = 1/P_1$ (main pulsation) and $f_2 = 1/P_2$ (secondary pulsation), with f_1 and f_2 not related by any simple integer multiples (that is harmonics). Furthermore, significant combinations are detected which we denote by:

$$f_3 = f_1 + f_2 \tag{1}$$

$$f_4 = 2f_1 + f_2 \tag{2}$$

In the following, we shall neglect all other possible, and usually weaker multiples.

We propose the presence of the following resonance lock as occurring in these stars:

$$\frac{f_4}{f_2} = \frac{f_3}{f_1} \tag{3}$$

If this is true then inserting (1) and (2) into (3) yields

$$\frac{2f_1 + f_2}{f_1 + f_2} = \frac{f_2}{f_1} \quad (4)$$

which has the trivial solution:

$$\frac{f_2}{f_1} = \sqrt{2} \quad (5)$$

This shows that if (3) is fulfilled, the period ratio P_2/P_1 is equal to $\frac{1}{\sqrt{2}}$. As Figure 2 shows, this ratio is observed in a few stars, as highlighted near the dotted line at $P_2/P_1 = 0.707$. We assume that these stars are characterized by constraint (3). It is, however, also possible that some other, known or unknown resonance is in place, or possibly some more fundamental resonance in these complex non-linear oscillators.

Note the great difference between overtones which are simple integer ratios of the fundamental and the irrational number ratios in the preponderance of these bimodal stars, wherein light curves are ever varying. This is typical of chaotic oscillators with one or more attractors. But for our selected stars something special seems needed to stabilize the ratio at very near $\sqrt{2}$.

4. Data

We found the peculiar period ratio P_2/P_1 of $\frac{1}{\sqrt{2}}$ for nine OGLE stars: six RR Lyrae and one Cepheid towards the bulge of our galaxy, plus two Cepheids in the large Magellanic Clouds. This makes for an incidence rate of $\sim 1:5,700$ for all Cepheid or RR Lyrae stars, or $\sim 1:300$ for all the multimode variables.

Besides OGLE and the one CoRoT star, we have scanned the EROS (Afonso 1999) and MACHO (Alcock et al. 1995) surveys and found several stars at $P_2/P_1 > 0.712$, but

none closer to $\frac{1}{\sqrt{2}}$. From an extensive literature review, we have only found three papers showing other stars in the vicinity.

The first presents Cepheids towards the galactic bulge (Moskalik et al. 2009). We have obtained their original raw data (Welch 2004), which is of fair to low quality – in one case (DZ CMa) only 28 data points were retrieved, which does not allow for a stringent determination of the secondary pulsation. While the uncertainties in the period ratio might be large in these data, one could assume that they cancel out in a distribution graph. In Figure 3, we have plotted a kernel density estimate for the 20 stars in the vicinity, and it seems that their center is indeed $\frac{1}{\sqrt{2}}$.

The second paper presents 5 Cepheids in M33 (Beaulieu et al. 2006), but also suffers from a low number of only 33 measurements. The third paper shows 17 Cepheids in M31 (Lee 2013), and one star with a period ratio of 0.706 caught our attention. Closer examination, however, reveals that this ratio could be as low as 0.699, when using the additional I-band photometry, bringing it further away from $\frac{1}{\sqrt{2}}$. We have thus excluded these data from Figure 2 and would like to encourage collecting more observations for these stars.

Aside from the one RRab Lyrae (*V1127Aql*) with data from the *CoRoT space telescope*, our data comes from the *Optical Gravitational Lensing Experiment* (OGLE) II and III (Soszynski et al. 2008). Additionally, we have added the pre-release OGLE-IV photometry where available (I. Soszynski 2014, private communication).

For 5 of these 8 stars we have derived the OGLE II, III and IV photometry as raw data, merged and reprocessed these using PERIOD04 (Lenz et al. 2004). For two star, we had OGLE III and IV data, and for one star only OGLE III photometry was available. To validate our method, we have also calculated all periods separately for OGLE II and OGLE III and compared the values to the OGLE II and III catalog references and found

all values to be identical. For the combined data, our results are in between the separate OGLE II and OGLE III values for each dataset. This comes from the additional datapoints and longer time baseline which increase the precision of the measurements.

5. Results

Table 1 gives an overview of all data and calculations. The main pulsation period P_1 spans a wide range of 0.3 days for the shortest RR Lyrae pulsator and 7.9 days for the longest Cepheid period. We define deviations from (half) square root two as $D_X = (P_2/P_1) - \frac{1}{\sqrt{2}}$. The values for D_X range from +0.0003913 (BLG-RRLYR-09117, 0.06%) to -0.01052963 (V1127Aql, 1.5%).

We identified two groups: For group one, we find $1D_1 \approx -0.000390$. Three stars show this spacing: LMC-CEP-1717 serves as a reference ($1D_1$), BLG-RRLYR-09117 has $-1.004D_1$ and BLG-T2CEP-209 gives $+5.026D_1$. Figure 4 shows these suggested deviations as discrete spacings.

In the second group, we see two stars of nearly identical deviation: BLG-RRLYR-12880 with $1D_2 \approx -0.0040949$ and BLG-RRLYR-02217 with ≈ -0.0041040 . Here we find no near-perfect discrete spacing with relation to $\frac{1}{\sqrt{2}}$, but note that the separation between BLG-RRLYR-13063 and the doublet (≈ 0.000113) is almost identical to the spacing between this star and BLG-RRLY-01529 (≈ 0.000121). The CoRot-star V1127Aql is further off.

While the proximity of the period ratios to $\sqrt{2}$ seems solid, since the errors are small compared to the spacing, we must be clear that this “fine” structure is at best suggestive at this time.

5.1. Data quality

As with any data, the available photometry has limited precision, which results in statistical uncertainties. For the frequencies in the Fourier Transforms, PERIOD04 offers a calculation based on the error matrix of a least-squares calculation, as well as a Monte Carlo Simulation. For LMC-CEP-1082, both methods typically estimate uncertainties for P_1 at 6×10^{-7} and for P_2 at 6×10^{-6} . When performing phase folds with such shifted frequencies, one can already visually see the breakdown of the phase fold as increased scatter. This means the estimated uncertainties are probably on the right order.

There is another potential way to derive uncertainties: directly from the period ratios. As described, we have two couples of stars whose deviations are almost identical. For BLG-RRLYR-09117, we find $-1.004D_1$ and for BLG-RRLYR-02217 we find $1.002D_2$. The common explanation for period ratios is based on different metallicities in stars, and other factors (Buchler et al. 2007). While this might be the case for the vast majority of multimode variables, we would like to argue that the small sample presented here is an exception, potentially caught in some resonance lock with only discrete values. If this were true, we could assume that the period ratio of BLG-RRLYR-02217 and BLG-RRLYR-12880 were identical – they are measured to be identical within 1×10^{-7} . Of course this assumes that the fine structure hypothesized is real, and it may not be so.

That said, note that our suggestion of these special relationships seems to be without precedent in variable stars. If other cases of this structure are observed it would seem to be telling us something important about the physics of these stars.

5.2. Special case: LMC-CEP-1082

While all previously mentioned calculations were straightforward, we had some trouble when calculating the values for LMC-CEP-1082. This “new FU/FO double-mode pulsator (...) has the longest periods among currently known variables of this class” (Moskalik et al. 2009), and due to the positive period-luminance relation among Cepheids, this star is particularly bright.

When calculating the secondary pulsation period and the ratio for the OGLE II, III and IV datasets separately, we got results that were significantly different. We considered three possible causes for this: (1) systematic data errors, (2) deficiencies in the Fourier Transform (FT), and (3) a frequency shift over time.

As a first step in our analysis, we have calculated Lomb-Scargle periodograms (LS) for all datasets and periods, as well as a moving window-function of various lengths, to determine possible time shifts. Our analysis shows that there is considerable jitter over time in both periods and the resulting ratio. It is however unclear whether this stems from instrumental errors or from a physical cause. We also note that LS and FT give significantly different results for the secondary pulsation. The result is also very sensible on the exact pre-whitening frequency. The derived period ratio deviations are 0.000386 (LS) and 0.000566 (FT). We note that the LS result ($-0.991D_1$) is very close to the proposed discrete spacing, and is considered to be the better method for data with large gaps.

6. Conclusion

We have found 6 RR Lyrae and 3 Cepheids with period ratios $P_2/P_1 \approx \frac{1}{\sqrt{2}}$. This coincidence is in itself remarkable and without precedent in the study of variable stars. The stars with this ratio cover the whole range of fundamental periods from short

(BLG-RRLYR-09117, $P_1 = 0.31$ days) to the longest known double-mode pulsator (LMC-CEP-1082, $P_1 = 7.87$ days). The identification of a special number for this set would seem to be a possible key to further understanding of these complex objects. Further the regularity of the slight deviations from this special number are present in integer multiples of the discrete real number $D_1 \approx 0.000390(2)$.

We began this search in hopes of finding ETI modulated variable stars, of which we find (unsurprisingly) at present no evidence. We have however found some striking regularities amongst a few variable stars which we hope will contribute to the understanding of these enigmatic objects.

REFERENCES

- Afonso, C. 1999, arXiv:astro-ph/9907355
- Alcock, C., Allsman, R. A., Axelrod, T. S., et al. 1995, *AJ*, 109, 1653
- Beaulieu, J.-P., Buchler, J. R., Marquette, J.-B., et al. 2006, *ApJ*, 653, L101-L104
- Buchler, J. R., Szabo, R. 2007, *ApJ*, 660, 723
- Chadid, M., Benko, J. M., Szabo, R. 2010, *A&A*, 510, A3
- Dworetzky, M. M. 1983, *MNRAS*, 203, 917-924
- Learned, J. G., et al. 2008, arXiv:0809.0339
- Lee, Y.-W. 1992, ed. Warner, B., *RR Lyrae Variables and Galaxies Variable Stars and Galaxies*, 30, 103
- Lee, C.-H., Kodric, M., Seitz, S., et al. 2013, *ApJ*, 777, 35
- Lenz, P., Breger, M. 2004, *IAU Circ.*, 7, 786-790
- Lomb, N. 1976, *Kluwer Academic Publishers*, 39, 447-462
- Moskalik, P., Kolaczowski, Z. 2009, *MNRAS*, 394, 1649-1666
- Petrie, R. M. 1962, *Astronomical Techniques*, University of Chicago Press
- Leavitt, H. S., Pickering, E. C. 1912, *Harvard College Observatory Circular*, 173, 1-3
- Scargle, J. D. 1982, *ApJ*, 263, 835-853
- Ransom, S. M., Eikenberry, S. S., Middleditch, J. 2002, *AJ*, 124, 1788-1809
- Peterson, R. C., Carney, B. W., Latham, D. W. 1996, *ApJ*, 465, L47

Soszynski, I., Poleski, R., Udalski, A., et al. 2008, *Acta Astron.*, 58, 163-185

Soszynski, I., Udalski, A., Szymanski, M. K., et al. 2010, *Acta Astron.*, 60, 165-178

Welch, D., Beat Cepheids, <http://crocus.physics.mcmaster.ca/Cepheid/BeatCepheid.html>, accessed 23-July-2014

Table 1: Candidate stars

Designation	P_1 (days)	P_2 (days)	$R = P_2/P_1$	$D_x = R - \frac{1}{\sqrt{2}}$	Remark
LMC-CEP-1717 ¹	3.32153	2.34738	0.7067169	−0.0003899	reference = $1D_1$
BLG-RRLYR-09117 ¹	0.30968	0.21910	0.7074980	+0.0003913	−1.004 D_1
LMC-CEP-1082 ¹	7.86600	5.56514	0.7074930	+0.0003862	−0.991 D_1 , see text
BLG-T2CEP-209 ²	1.18128	0.83298	0.7051480	−0.0019587	+5.026 D_1
BLG-RRLYR-12880 ¹	0.34004	0.23905	0.7030119	−0.0040949	reference = $1D_2$
BLG-RRLYR-02217 ³	0.36557	0.25700	0.7030028	−0.0041040	+1.002 D_2
BLG-RRLYR-14063 ¹	0.37532	0.26343	0.7018780	−0.0052288	see Text
BLG-RRLYR-01529 ³	0.36332	0.25457	0.7006686	−0.0064382	see Text
V1127Aql ⁴	0.35599	0.24798	0.6965771	−0.0105296	see Text

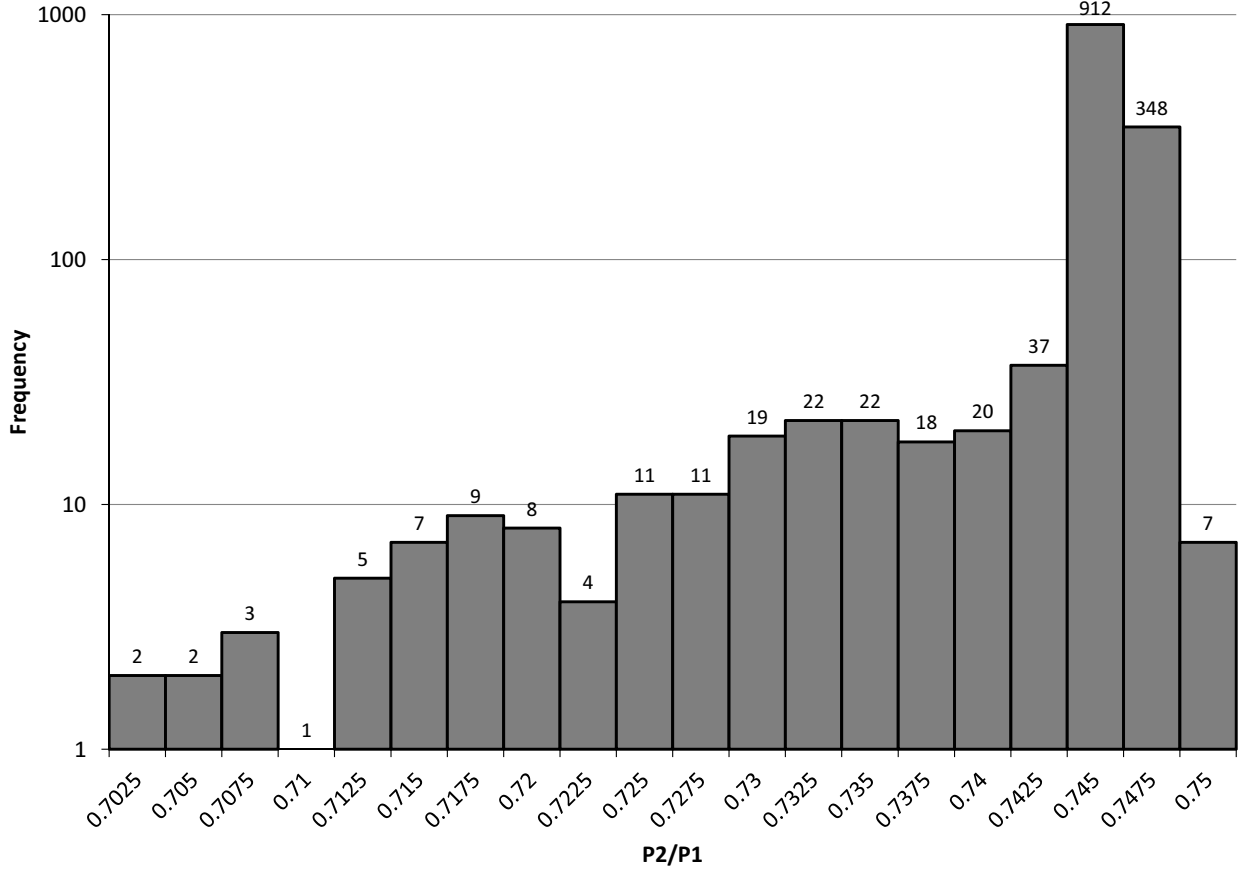


Fig. 1.— Histogram of all OGLE-III period ratios between 0.70 and 0.75 with bin width 0.0025 (20 bins). The candidate stars close to $\frac{1}{\sqrt{2}}$ seem to cluster on the left part of the histogram.

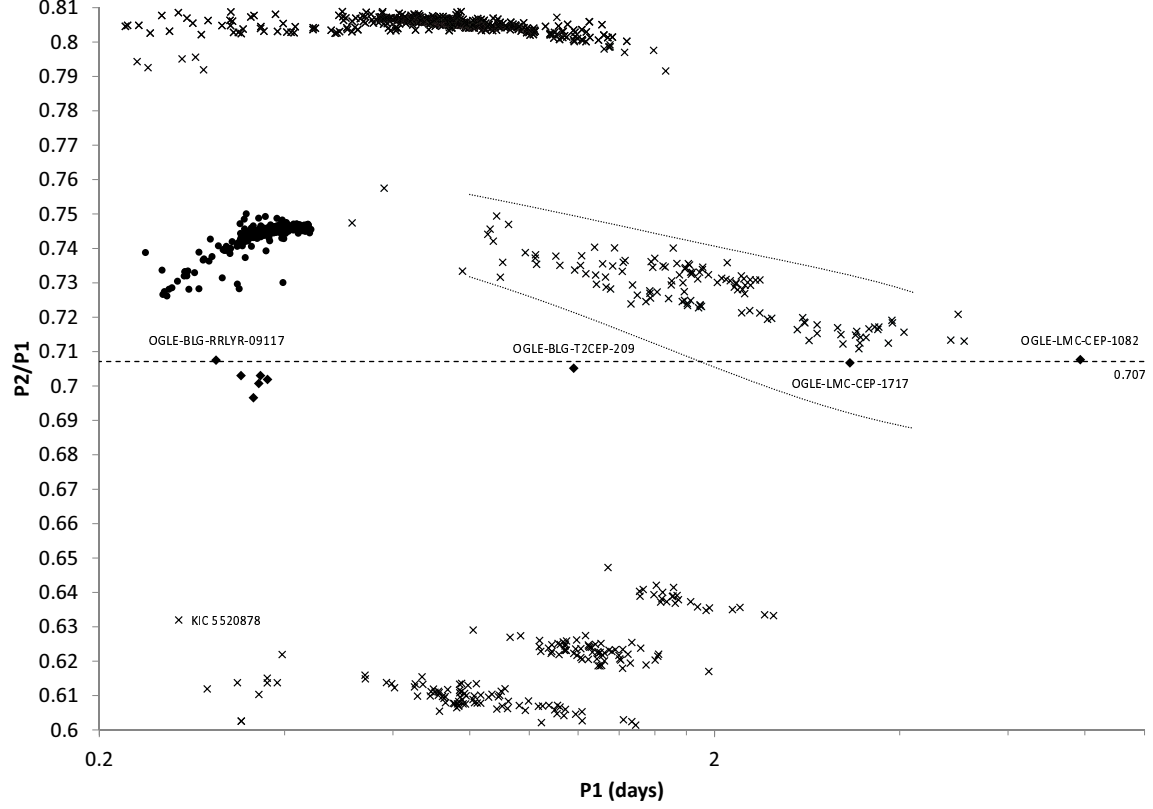


Fig. 2.— Petersen diagram of main pulsation period versus period ratio. Crosses and dots represent Cepheids and RR Lyrae, respectively. The skewed lines indicate stability limits for the inclosed Cepheid population (Buchler et al. 2007). The four diamond stars labeled with their catalog designations are closest to the period ratio of $\frac{1}{\sqrt{2}}$.

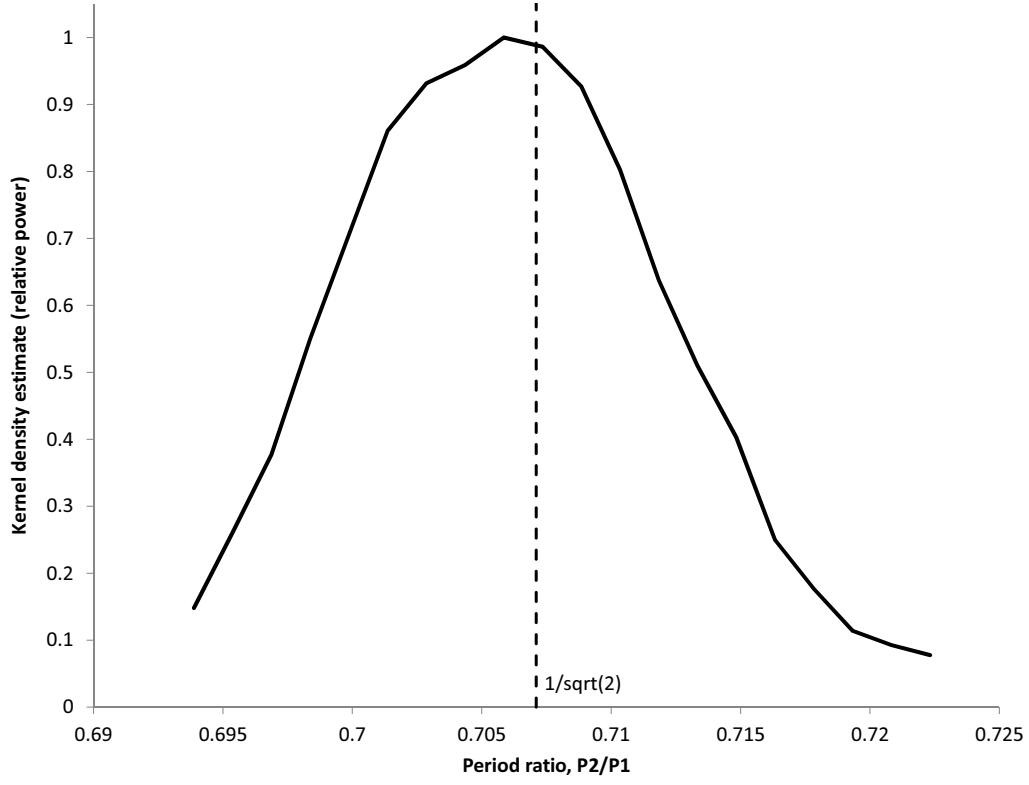


Fig. 3.— Kernel density estimate for the 20 stars towards the galactic bulge (Welch 2004). These stars seem to center around $\frac{1}{\sqrt{2}}$, shown by the vertical dashed line.

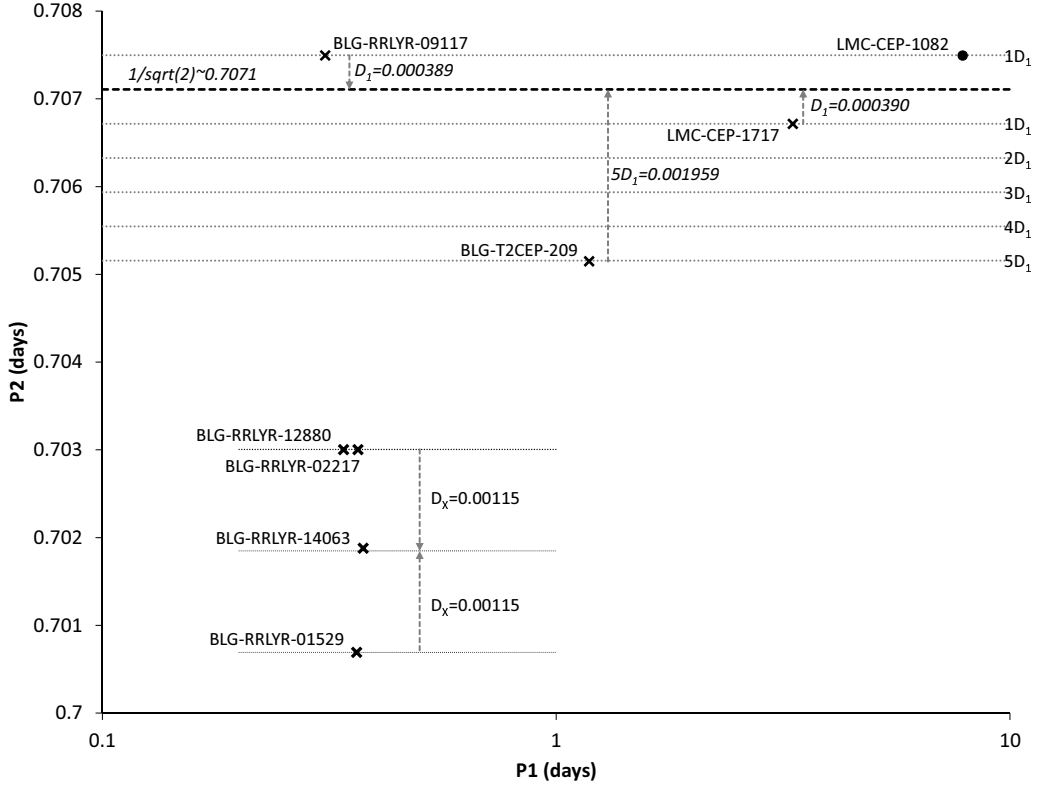


Fig. 4.— Spacings of the stars with period ratios close to $\frac{1}{\sqrt{2}}$. Symbol sizes approximate uncertainties. Dotted horizontal lines in the upper half of the figure indicate integer multiples of the suggested spacing $D_1 \approx 0.000390$.